

How small can an over-spinning body be in general relativity?

¹Ken-ichi Nakao*, ²Masashi Kimura†, ³Tomohiro Harada‡, ⁴Mandar Patil§, ⁵Pankaj S. Joshi¶

¹*Department of Mathematics and Physics, Graduate School of Science,*

Osaka City University, Osaka 558-8585, Japan.

²*DAMTP, Centre for Mathematical Sciences,*

University of Cambridge, Wilberforce Road,

Cambridge CB3 0WA, United Kingdom.

³*Department of Physics, Rikkyo University,*

Toshima-ku, Tokyo 171-8501 Japan.

⁴*Inter University Center for Astronomy and Astrophysics*

Post Bag 4, Ganeshkhind, Pune-411007, India.

⁵*Tata Institute of Fundamental Research,*

Homi Bhabha Road, Mumbai 400005, India.

Abstract

The angular momentum of the Kerr singularity should not be larger than a threshold value so that it is enclosed by an event horizon: The Kerr singularity with the angular momentum exceeding the threshold value is naked. This fact suggests that if the cosmic censorship exists in our Universe, an over-spinning body without releasing its angular momentum cannot collapse to spacetime singularities. A simple kinematical estimate of two particles approaching each other supports this expectation and suggests the existence of a minimum size of an over-spinning body. But this does not imply that the geometry near the naked singularity cannot appear. By analyzing initial data, i.e., a snapshot of a spinning body, we see that an over-spinning body may produce a geometry close to the Kerr naked singularity around itself at least as a transient configuration.

PACS numbers: 04.20.-q, 04.20.Cv, 04.20.Dw, 04.20.Ex, 04.25.D-

* Electronic address: knakao@sci.osaka-cu.ac.jp

† Electronic address: M.Kimura@damtp.cam.ac.uk

‡ Electronic address: harada@rikkyo.ac.jp

§ Electronic address: mandar@iucaa.ernet.in

¶ Electronic address: psj@tifr.res.in

I. INTRODUCTION

It is a well-known fact that the Kerr singularity of mass M is enclosed by an event horizon if and only if its angular momentum J is not larger than a threshold value $J_{\max} := GM^2/c$, where G and c are Newton's gravitational constant and the speed of light, respectively: the Kerr singularity with $J > J_{\max}$ is necessarily naked (see e.g., Ref.[1]). If the cosmic censorship conjecture which states that the spacetime singularity produced by the physically reasonable gravitational collapse is enclosed by the event horizon[2, 3] is true, an over-spinning body cannot collapse to spacetime singularities if it does not release its angular momentum. A simple kinematical estimate supports this expectation: If we impose a condition on the total angular momentum $J > J_{\max}$, the impact parameter b of two test particles without any interaction in Minkowski spacetime is bounded below as $b > 2GE/c^4$, where E is the total energy of the system. However, it is a very nontrivial question whether an over-spinning body can be so small even for a moment that the geometry around it is almost equal to that of the domain very near the naked singularity in the over-spinning Kerr spacetime.

There are several studies of the gravitational collapse of an over-spinning body[4–9]. Their results imply that the over-spinning body does not form spacetime singularities without releasing its angular momentum. Here it should be noted that all of these studies focus on the situations in which the over-spinning body is gravitationally bound or at most marginally bound initially. Although the gravitationally bound initial condition is a reasonable assumption in astrophysical studies, it is too restrictive to get an insight into this fundamental question in general relativity. It is also necessary to consider more general situations, e.g., the kinetic energy dominant implosion.

There are several studies of the systems with kinetic energy dominant initial conditions. Their purpose is not to resolve the astrophysical problems but to understand the black hole formation through the high energy collision of elementary particles, however these studies have not paid attention to the present issue[10–13].

From the point of view of the cosmic censorship, Wald studied the motion of a test particle around an extreme Kerr black hole and showed that if the sum of the angular momentum of the test particle and the Kerr black hole exceed the threshold value J_{\max} , the particle cannot enter the black hole[14]. This is the case including gravity that suggests the existence

of a lower bound on the size of over-spinning body. Later, Jacobson and Sotirious showed that if the angular momentum of the black hole is a bit less than the threshold value, a test particle can enter the black hole even though the sum of the angular momenta of the black hole and the particle exceeds the threshold[15]. However, the study by Barausse, Cardoso and Khanna suggests that if the self-force of the particle is taken into account, the particle cannot enter the black hole if the total angular momentum exceeds the threshold[16, 17]. These studies seem to imply that there is a lower bound on the size of an over-spinning body. But, these results may merely imply the stability of the horizon. As far as we know, there is no study of the situations with no horizon.

In order to get an answer to this question, we do not need to investigate dynamical processes but it is sufficient to only study the initial data of the Cauchy problem in general relativity. In this paper, we set up the initial data of an axisymmetric infinitesimally thin shell with the topology of \mathbf{S}^2 by numerically solving the constraint equations in the Einstein equations. We assume that the outside of the shell is identical to a spacelike hypersurface of the Kerr spacetime; such initial data was discussed by Corvino and Schoen[18]. We assume that the inside of the shell is vacuum regular space.

The shell is assumed to be located at the constant radial coordinate $r = R$ of the Boyer-Lindquist coordinates which cover the Kerr domain outside the shell. We investigate how small R can be in the case of the over-spinning shell, $J > J_{\max}$, under the weak, strong and dominant energy conditions which seem to be reasonable for macroscopic matter fields.

Hereafter, we adopt the geometrized units $G = c = 1$. In this paper, the Greek indices represent spacetime components, whereas the Latin indices donate the spatial components.

II. CONSTRAINT EQUATIONS

A set of the intrinsic metric γ_{ij} , the extrinsic curvature K_{ij} of a spacelike hypersurface Σ_0 , and the energy density and the momentum density of matter fields can be the initial data of the Cauchy problem in general relativity (see e.g. [19]). We may regard this set as a snapshot of the system.

The intrinsic metric γ_{ij} determines the intrinsic geometry of Σ_0 , whereas the extrinsic curvature K_{ij} determines how Σ_0 is embedded in the spacetime manifold. The future directed unit vector normal to Σ_0 is denoted by $n_\mu = (-\alpha, 0, 0, 0)$, where α is called the lapse function.

As usual, we denote the spacetime metric by $g_{\mu\nu}$. The projection operator to Σ_0 is defined as

$$B_\mu^\nu := \delta_\mu^\nu + n_\mu n^\nu \quad \text{or equivalently} \quad B_{\mu\nu} := g_{\mu\nu} + n_\mu n_\nu, \quad (1)$$

and we have $\gamma_{ij} = B_{ij}$. The extrinsic curvature is defined as

$$K_{\mu\nu} := -B_\mu^\alpha \nabla_\alpha n_\nu. \quad (2)$$

From this definition, we can see that $K_{\mu\nu}$ is the spatial tensor, i.e., $K_{\mu\nu} n^\nu = 0 = n^\mu K_{\mu\nu}$, and is rewritten in the form

$$K_{ij} = -\frac{1}{2\alpha} \left(\frac{\partial \gamma_{ij}}{\partial t} - D_i \beta_j - D_j \beta_i \right), \quad (3)$$

where D_i is the covariant derivative with respect to γ_{ij} , and $\beta_i := g_{0i}$ is called the shift vector. The energy density ρ and the momentum density J^i for normal line observers are defined as

$$\rho := T_{\mu\nu} n^\mu n^\nu, \quad (4)$$

$$J_i := -T_{\mu\nu} n^\mu B_i^\nu, \quad (5)$$

where $T_{\mu\nu}$ is the stress-energy tensor of matter or radiation fields.

The initial values must satisfy the constraint equations which are the time-time component and time-space components of the Einstein equations; the former is called the Hamiltonian constraint, and the latter the momentum constraint. These are written in the form

$${}^3R - K^{ij} K_{ij} + K = 16\pi\rho, \quad (6)$$

$$D_j (K_i^j - \delta_i^j K) = 8\pi J_i, \quad (7)$$

where 3R is the Ricci scalar of γ_{ij} , and $K := \gamma^{ij} K_{ij}$.

III. INITIAL DATA: A SNAPSHOT OF A RAPIDLY ROTATING SHELL

As mentioned, we set up the initial data of a rapidly rotating infinitesimally thin shell with the spherical topology \mathbf{S}^2 . The energy density and the momentum density confined on the shell are not fixed prior to solving the constraint equations (6) and (7) in the prescription we adopt. In this section, we show how to obtain the initial data of γ_{ij} and K_{ij} by using the conformal decomposition[20–22].

We assume that the system is axisymmetric and its infinitesimal line element is written in the form

$$d\ell^2 = \phi^4(r, \theta) [\mathcal{A}(r, \theta)dr^2 + r^2\mathcal{B}(r, \theta)d\theta^2 + r^2\mathcal{C}(r, \theta)\sin^2\theta d\varphi^2], \quad (8)$$

where $0 \leq r < \infty$, $0 \leq \theta \leq \pi$ and $0 \leq \varphi < 2\pi$ are spherical polar coordinates. We assume that the infinitesimally thin shell is located at $r = R = \text{constant}$. Hereafter we call

$$\lambda_{ij} := \text{diag} [\mathcal{A}, r^2\mathcal{B}, r^2\mathcal{C}\sin^2\theta]$$

the conformal metric.

In order to define the “size” of the shell without any ambiguities, we assume that the domain outside the shell is exactly the same as the initial data of the over-spinning Kerr spacetime. We adopt the Boyer-Lindquist coordinates for the outside Kerr domain, $r > R$, and hence, by defining the following three functions,

$$\Delta(r) := r^2 - 2Mr + a^2, \quad (9)$$

$$A(r, \theta) := (r^2 + a^2)^2 - a^2\Delta\sin^2\theta, \quad (10)$$

$$\Sigma(r, \theta) := r^2 + a^2\cos^2\theta, \quad (11)$$

the metric functions outside the shell, $r > R$, are given by

$$\phi(r, \theta) = 1, \quad (12)$$

$$\mathcal{A}(r, \theta) = \frac{\Sigma}{\Delta}, \quad (13)$$

$$\mathcal{B}(r, \theta) = \frac{\Sigma}{r^2}, \quad (14)$$

$$\mathcal{C}(r, \theta) = \frac{A}{r^2\Sigma}, \quad (15)$$

where M and a are the Arnowitt-Deser-Misner (ADM) mass and the Kerr parameter, respectively. Note that the ADM mass corresponds to the total energy, whereas Ma is the total angular momentum. The nonvanishing components of the extrinsic curvature of Σ_0 in the domain outside the shell, $r > R$, are given by

$$K^{r\varphi} = \frac{1}{2\alpha\mathcal{A}} \frac{\partial\beta^\varphi}{\partial r} \quad \text{and} \quad K^{\theta\varphi} = \frac{1}{2r^2\alpha\mathcal{B}} \frac{\partial\beta^\varphi}{\partial\theta}, \quad (16)$$

where

$$\alpha(r, \theta) = \sqrt{\frac{\Sigma \Delta}{A}}, \quad (17)$$

$$\beta^\varphi(r, \theta) = -\frac{2aMr}{A}. \quad (18)$$

Of course, the above intrinsic metric and the extrinsic curvature satisfy the constraint equations (6) and (7) with $\rho = 0 = J_i$. As is well known, there is a ring singularity at $(r, \theta) = (0, \pi/2)$ in the Kerr spacetime with Boyer-Lindquist coordinates. Hereafter we assume $R > 0$ so that no spacetime singularity exists outside the shell.

We assume that the inside of the shell, $r < R$, is vacuum and regular. By defining a smoothed step function as

$$W(r) = \begin{cases} 0 & \text{for } 0 \leq r \leq R - L \\ L^{-36}[(r - R)^6 - L^6]^6 & \text{for } R - L \leq r \leq R \\ 1 & \text{for } R \leq r \end{cases}, \quad (19)$$

with a constant L which satisfies $0 < L < R$, we assume that the metric functions \mathcal{A} , \mathcal{B} and \mathcal{C} are

$$\mathcal{A}(r, \theta) = \frac{\Sigma}{\Delta} W + \Psi(1 - W), \quad (20)$$

$$\mathcal{B}(r, \theta) = \frac{\Sigma}{r^2} W + \Psi(1 - W), \quad (21)$$

$$\mathcal{C}(r, \theta) = \frac{A}{r^2 \Sigma} W + \Psi(1 - W), \quad (22)$$

where Ψ is a positive constant, whereas the conformal factor $\phi(r, \theta)$ will be determined by solving the constraint equations.

Since the trace of the extrinsic curvature vanishes in $r > R$, we assume the same situation in $r < R$. Then, we write the extrinsic curvature in the form

$$K^{ij} = \phi^{-10} \left[X^{j|i} + X^{i|j} - \frac{2}{3} \lambda^{ij} X^k{}_{|k} \right] =: \phi^{-10} (LX)^{ij}, \quad (23)$$

where $|_j$ is the covariant derivative with respect to the conformal metric λ_{ij} and $|^j = |^j_i \lambda^{ij}$. Substituting the above expression into the momentum constraint (7) with $J_i = 0$, we have

$$D_j K^{ij} = \phi^{-10} (LX)^{ij}{}_{|j} = 0. \quad (24)$$

Here, we assume

$$X^i = (0, 0, X^\varphi(r, \theta)). \quad (25)$$

This assumption leads to the similar nontrivial components of the extrinsic curvature to those outside the shell,

$$K^{r\varphi} = \frac{1}{\phi^{10}\mathcal{A}} \frac{\partial X^\varphi}{\partial r} \quad \text{and} \quad K^{\theta\varphi} = \frac{1}{r^2\phi^{10}\mathcal{B}} \frac{\partial X^\varphi}{\partial \theta}. \quad (26)$$

Substituting Eq. (26) into the momentum constraint (24), we have

$$\frac{\partial}{\partial r} \left(r^4 \sqrt{\frac{\mathcal{B}\mathcal{C}^3}{\mathcal{A}}} \frac{\partial X^\varphi}{\partial r} \right) + \frac{1}{\sin^3 \theta} \frac{\partial}{\partial \theta} \left(r^2 \sin^3 \theta \sqrt{\frac{\mathcal{A}\mathcal{C}^3}{\mathcal{B}}} \frac{\partial X^\varphi}{\partial \theta} \right) = 0. \quad (27)$$

The above equation is an elliptic type differential equation for X^φ . It is a practically very important fact that there is no conformal factor ϕ in Eq. (27): We can solve Eq. (27) without solving the Hamiltonian constraint (6).

In order to get a meaningful solution of Eq. (27), we should impose an appropriate boundary condition on $r = R$. If we impose the continuity of the extrinsic curvature across $r = R$, we have from Eqs. (16) and (26) the following two conditions:

$$\frac{\partial X^\varphi}{\partial r} = \frac{1}{2\alpha} \frac{\partial \beta^\varphi}{\partial r}, \quad (28)$$

$$\frac{\partial X^\varphi}{\partial \theta} = \frac{1}{2\alpha} \frac{\partial \beta^\varphi}{\partial \theta}. \quad (29)$$

The former condition comes from the continuity of $K^{r\varphi}$, whereas the latter one comes from $K^{\theta\varphi}$. Since the other components vanish identically in the both inside and outside of the shell, the continuities of those components are trivially guaranteed. The condition (28) is the Neumann type, whereas the condition (29) is the Dirichlet type since, by integrating (29) with respect to θ , we obtain

$$X^\varphi(R, \theta) = \frac{a}{R^2 + a^2} [\alpha(R, \theta) - \alpha(R, 0)], \quad (30)$$

where we have chosen the integration constant so that $X^\varphi(R, 0) = 0$. We cannot impose both of them at once; we will adopt the boundary condition (29) or equivalently (30). In the next section, the reason why we adopt the condition (30) will be made clear. Although our choice leads to the discontinuity of $K^{r\varphi}$ at $r = R$, no problem occurs. In accordance with Israel's formalism[23], the derivative normal to the shell of the spacetime metric does not

have to be single valued on the shell but only be finite there. Since the extrinsic curvature K_{ij} may contain the derivative normal to the shell, it can be discontinuous at $r = R$.

Substituting Eqs. (8) and (23) into Eq. (6) with $\rho = 0$, we obtain an elliptic type differential equation for the conformal factor ϕ :

$$\phi^{|i}_{|i} - \frac{1}{8}\mathcal{R}\phi + \frac{1}{8}\lambda_{il}\lambda_{jm}(LX)^{ij}(LX)^{lm}\phi^{-7} = 0, \quad (31)$$

where \mathcal{R} is the Ricci scalar of the conformal metric λ_{ij} . After some manipulations, we obtain

$$\phi^{|i}_{|i} = \frac{1}{r^2\sqrt{\mathcal{A}\mathcal{B}\mathcal{C}}} \frac{\partial}{\partial r} \left(r^2 \sqrt{\frac{\mathcal{B}\mathcal{C}}{\mathcal{A}}} \frac{\partial \phi}{\partial r} \right) + \frac{1}{r^2\sqrt{\mathcal{A}\mathcal{B}\mathcal{C}} \sin \theta} \frac{\partial}{\partial \theta} \left(\sin \theta \sqrt{\frac{\mathcal{A}\mathcal{C}}{\mathcal{B}}} \frac{\partial \phi}{\partial \theta} \right), \quad (32)$$

$$\begin{aligned} \mathcal{R} = & \frac{2}{r^2\mathcal{B}} - \frac{1}{\mathcal{A}} \left[\frac{\partial_r^2(r^2\mathcal{B})}{r^2\mathcal{B}} + \frac{\partial_r^2(r^2\mathcal{C})}{r^2\mathcal{C}} \right] \\ & + \frac{1}{2\mathcal{A}} \left[\frac{\partial_r\mathcal{A}}{\mathcal{A}} \frac{\partial_r(r^2\mathcal{B})}{r^2\mathcal{B}} + \left(\frac{\partial_r(r^2\mathcal{B})}{r^2\mathcal{B}} \right)^2 + \frac{\partial_r\mathcal{A}}{\mathcal{A}} \frac{\partial_r(r^2\mathcal{C})}{r^2\mathcal{C}} + \left(\frac{\partial_r(r^2\mathcal{C})}{r^2\mathcal{C}} \right)^2 - \frac{\partial_r(r^2\mathcal{B})}{r^2\mathcal{B}} \frac{\partial_r(r^2\mathcal{C})}{r^2\mathcal{C}} \right] \\ & - \frac{1}{r^2\mathcal{B}} \left(\frac{\partial_\theta^2\mathcal{A}}{\mathcal{A}} + \frac{\partial_\theta^2\mathcal{C}}{\mathcal{C}} \right) + \frac{1}{2\mathcal{B}} \left[\frac{\partial_\theta\mathcal{A}}{\mathcal{A}} \frac{\partial_\theta\mathcal{B}}{\mathcal{B}} + \left(\frac{\partial_\theta\mathcal{A}}{\mathcal{A}} \right)^2 + \frac{\partial_\theta\mathcal{B}}{\mathcal{B}} \frac{\partial_\theta\mathcal{C}}{\mathcal{C}} + \left(\frac{\partial_\theta\mathcal{C}}{\mathcal{C}} \right)^2 - \frac{\partial_\theta\mathcal{A}}{\mathcal{A}} \frac{\partial_\theta\mathcal{C}}{\mathcal{C}} \right] \\ & - \frac{\cot \theta}{r^2\mathcal{B}} \left(\frac{\partial_\theta\mathcal{A}}{\mathcal{A}} - \frac{\partial_\theta\mathcal{B}}{\mathcal{B}} + 2\frac{\partial_\theta\mathcal{C}}{\mathcal{C}} \right), \end{aligned} \quad (33)$$

$$\frac{1}{8}\lambda_{il}\lambda_{jm}(LX)^{ij}(LX)^{lm} = \frac{1}{4}r^2\mathcal{C} \sin^2 \theta \left[\frac{1}{\mathcal{A}} \left(\frac{\partial X^\varphi}{\partial r} \right)^2 + \frac{1}{r^2\mathcal{B}} \left(\frac{\partial X^\varphi}{\partial \theta} \right)^2 \right]. \quad (34)$$

Since the intrinsic metric $\gamma_{ij} = \phi^4 h_{ij}$ should be continuous at $r = R$, the boundary condition on Eq. (31) should be the following Dirichlet type:

$$\phi(R, \theta) = 1.$$

By solving Eqs. (27) and (31), we can determine the initial values of γ_{ij} and K_{ij} in $r < R$. Here, we should note that the first order derivative of ϕ with respect to r will be discontinuous at $r = R$. Since every nonvanishing component of the conformal metric λ_{ij} is C^5 function [see Eqs. (19)–(22)], the first order derivative of the intrinsic metric γ_{ij} with respect to r will be discontinuous at $r = R$.

Since we do not impose the boundary condition (28) on Eq. (27), $K^{r\varphi}$ will not be single valued at $r = R$. The discontinuity of the first order derivative of γ_{ij} and $K^{r\varphi}$ at $r = R$ implies the existence of a distributional source at $r = R$ in accordance with Israel's formalism[23]. In the next section, we see what kinds of matter are confined on $r = R$.

IV. THE SURFACE STRESS-ENERGY TENSOR

The world volume of an infinitesimally thin shell will be a singular timelike hypersurface Σ_s . We assume that the initial data corresponds to a moment at which the size of the shell is extremum: It may be a moment of a bounce due to its large angular momentum. This assumption implies that the timelike unit vector n_μ normal to the spacelike hypersurface Σ_0 is tangent to Σ_s (see Fig. 1). Here note that this assumption restricts not only the initial situation but also partly the time evolution. As a consequence of this assumption, the stress of the matter field confined in the shell is partly restricted although the information about the stress of the matter field is not necessary for setting up the initial data.

The projection operator to Σ_s is defined as

$$h_\mu^\nu = \delta_\mu^\nu - r_\mu r^\nu, \quad (35)$$

where r_μ is the unit vector normal to Σ_s . The extrinsic curvature of Σ_s is defined as

$$Q_{\mu\nu} := h_\mu^\rho h_\nu^\lambda \nabla_\rho r_\lambda. \quad (36)$$

Then, Israel's condition of the metric junction is given by

$$[Q_{\mu\nu} - h_{\mu\nu} Q_\rho^\rho]_\pm = -8\pi S_{\mu\nu}, \quad (37)$$

where, denoting a quantity evaluated just outside the shell by a symbol with the subscript $+$ and that evaluated just inside the shell by the symbol with the subscript $-$, we have defined

$$[\Psi]_\pm := \Psi_+ - \Psi_-. \quad (38)$$

The quantity $S_{\mu\nu}$ on the right-hand side of Eq. (37) can be regarded as the surface stress-energy tensor of the shell through Einstein's equations.

We introduce a tetrad basis on the shell, which is composed of the unit vector n_μ normal to the spacelike hypersurface Σ_0 and

$$r_\mu = (0, \phi^2 \sqrt{\mathcal{A}}, 0, 0), \quad (39)$$

$$\theta_\mu = (0, 0, r\phi^2 \sqrt{\mathcal{B}}, 0), \quad (40)$$

$$\varphi_\mu = (0, 0, 0, r\phi^2 \sqrt{\mathcal{C}} \sin \theta). \quad (41)$$

By using this tetrad basis, the projection operator is written in the form

$$h_{\mu\nu} = -n_\mu n_\nu + \theta_\mu \theta_\nu + \varphi_\mu \varphi_\nu. \quad (42)$$

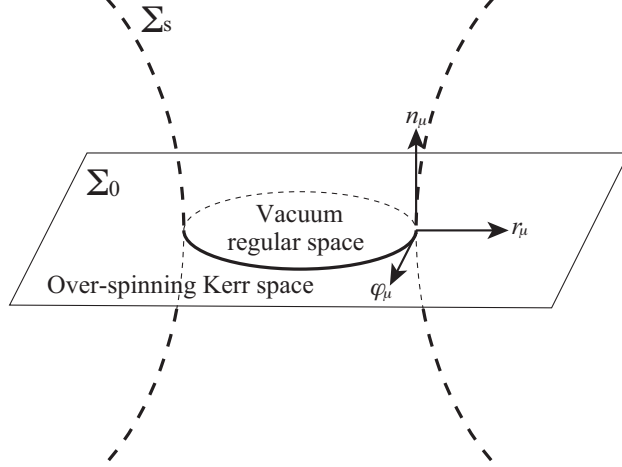


FIG. 1: The situation we consider is depicted. Note that the trajectory of the infinitesimally thin shell depicted in this figure is speculative since we have not studied its dynamical evolution. Our interest is focused on the only moment at which the size of the shell is extremum.

Through straightforward manipulations from Eq. (37), we obtain the tetrad components of $S_{\mu\nu}$ as

$$\begin{aligned} S_{(n)(n)} &= -\frac{1}{8\pi} [Q_{(\theta)(\theta)} + Q_{(\varphi)(\varphi)}]_{\pm} \\ &= -\frac{1}{8\pi r^2 \sqrt{\mathcal{A}\mathcal{B}\mathcal{C}}} \left[\frac{\partial(r^2 \phi^4 \sqrt{\mathcal{B}\mathcal{C}})}{\partial r} \right]_{\pm} = \frac{1}{2\pi \sqrt{\mathcal{A}}} \frac{\partial \phi}{\partial r} \Big|_{r=R-0}, \end{aligned} \quad (43)$$

$$S_{(n)(\theta)} = -\frac{1}{8\pi} [Q_{(n)(\theta)}]_{\pm} = -\frac{r\sqrt{\mathcal{A}\mathcal{B}}}{8\pi} [K^{r\theta}]_{\pm} = 0, \quad (44)$$

$$\begin{aligned} S_{(n)(\varphi)} &= -\frac{1}{8\pi} [Q_{(n)(\varphi)}]_{\pm} \\ &= -\frac{r\sqrt{\mathcal{A}\mathcal{C}}}{8\pi} \sin \theta [K^{r\varphi}]_{\pm} = -\frac{r}{8\pi} \sqrt{\frac{\mathcal{C}}{\mathcal{A}}} \sin \theta \left(\frac{1}{2\alpha} \frac{\partial \beta^\varphi}{\partial r} - \frac{\partial X^\varphi}{\partial r} \right) \Big|_{r=R}. \end{aligned} \quad (45)$$

Since we have

$$[Q_{(\theta)(\theta)}]_{\pm} = [Q_{(\varphi)(\varphi)}]_{\pm} = -\frac{2}{\sqrt{\mathcal{A}}} \frac{\partial \phi}{\partial r} \Big|_{r=R-0}, \quad (46)$$

and

$$[Q_{(\theta)(\varphi)}]_{\pm} = 0, \quad (47)$$

from Eq. (37), we obtain

$$\begin{aligned} S_{(\theta)(\theta)} &= -\frac{1}{8\pi} [Q_{(n)(n)} - Q_{(\varphi)(\varphi)}]_{\pm} \\ &= -\frac{1}{8\pi} [Q_{(n)(n)} - Q_{(\theta)(\theta)}]_{\pm} = S_{(\varphi)(\varphi)}, \end{aligned} \quad (48)$$

$$S_{(\theta)(\varphi)} = 0. \quad (49)$$

The above results imply that the surface stress-energy tensor takes the following form;

$$S_{\alpha\beta} = \sigma n_{\alpha} n_{\beta} + j (n_{\alpha} \varphi_{\beta} + \varphi_{\alpha} n_{\beta}) + p (\theta_{\alpha} \theta_{\beta} + \varphi_{\alpha} \varphi_{\beta}), \quad (50)$$

where

$$\sigma := \frac{1}{2\pi\sqrt{\mathcal{A}}} \left. \frac{\partial\phi}{\partial r} \right|_{r=R-0}, \quad (51)$$

$$j := \frac{r}{8\pi} \sqrt{\frac{\mathcal{C}}{\mathcal{A}}} \sin\theta \left(\frac{1}{2\alpha} \frac{\partial\beta^{\varphi}}{\partial r} - \frac{\partial X^{\varphi}}{\partial r} \right) \Big|_{r=R}. \quad (52)$$

It should be noted that p has never been determined yet since $Q_{(n)(n)}$ is not restricted at all in the present initial data [see Eq. (48)].

From the above results, we can see that the junction condition (37) does not impose the discontinuity of $K^{\theta\varphi}$ at $r = R$. This fact implies that $K^{\theta\varphi}$ should be everywhere continuous. Hence we should impose the Dirichlet boundary condition (29) on the momentum constraint (27). From Eq. (44), we see that if $K^{r\varphi}$ is double valued at $r = R$, there is a nonvanishing angular momentum density j .

The obtained solutions should satisfy the following conditions. The conformal factor ϕ should be positive and finite in $r < R$. In Appendix A, we discuss the weak energy condition (WEC), the strong energy condition (SEC) and the dominant energy condition (DEC) [1] in the case of the present surface stress-energy tensor (50). As shown in Appendix A, all of WEC, SEC and DEC are satisfied only if

$$\sigma \geq \sqrt{2}|j|. \quad (53)$$

As long as the above inequality holds, the appropriate p guarantees all of the energy conditions. If the equality in Eq. (53) is satisfied, p should be equal to $\sigma/2$, and $S^{\alpha\beta}$ takes the following form;

$$S^{\alpha\beta} = \frac{\sigma}{2} \left(v_+^{\alpha} v_+^{\beta} + \theta^{\alpha} \theta^{\beta} \right), \quad (54)$$

where

$$v_+^\alpha = \sqrt{2}n^\alpha + \frac{j}{|j|}\varphi^\alpha. \quad (55)$$

The detail of the derivation is shown in Appendix A.

V. NUMERICAL RESULT AND DISCUSSION

We numerically solve the constraint equations (27) and (31). We solve the momentum constraint (27) first, and then, after substituting the solution of (27) into the Hamiltonian constraint (31), we solve Eq. (31). We adopt the finite difference method of the second order accuracy. We denote the grid number for the domain $0 < r < R$ by N_r and for the domain $0 < \theta < \pi/2$ by N_θ . We take $N_r = 1000$ and $N_\theta = 100$ in typical run, but $N_r = 2000$ and $N_\theta = 200$ in the case that Ψ , L/R or R/M is small. The reason why the grid number in the r direction is much larger than that for the θ direction is that the Ricci scalar \mathcal{R} is a very steep function of r . We invoke the incomplete LU conjugate gradient squared method for the matrix inversions to solve elliptic type differential equations. In order to check the numerical code, we have seen the convergence of solutions with grid number increased: See Fig. 2.

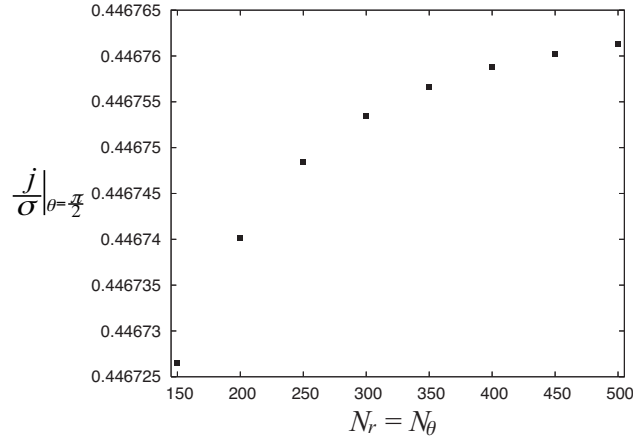


FIG. 2: The value of j/σ at $\theta = \pi/2$ is depicted as a function of the grid number $N_r = N_\theta$. The Kerr parameter a , the radius of the shell R and the central value of the conformal factor Ψ are, respectively, equal to $2M$, $0.75M$ and 0.2 .

The surface energy density σ is positive in all our numerical calculations. In Fig. 3, the ratio of j to σ is depicted as a function of θ for various radii R with $a = 2M$, $L = 0.5R$ and

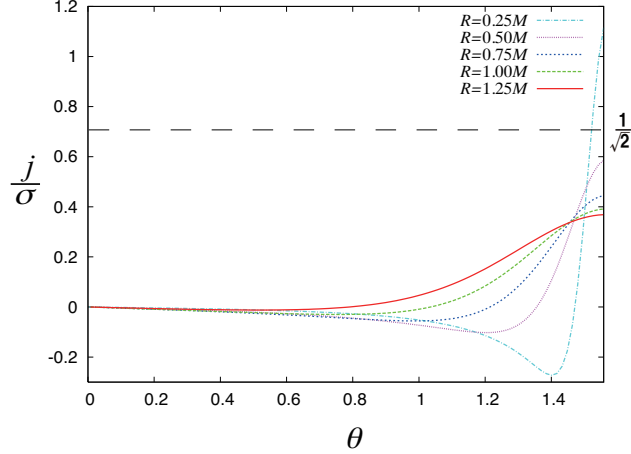


FIG. 3: The ratio of j to σ is depicted as a function of θ for various R . The Kerr parameter a and the parameter of the conformal metric Ψ are, respectively, equal to $2M$ and 0.2 .

$\Psi = 0.2$. We see from this figure that the maximal value of $|j|/\sigma$ is equal to the value of j/σ at the equator $\theta = \pi/2$. This is true for all our numerical calculations.

The other important tendency is that the smaller the radius of the shell R is, the larger the maximal value of $|j|/\sigma$. We can see from Fig. 3 that σ is less than $\sqrt{2}|j|$ near the equator $\theta = \pi/2$ in the case of $R = 0.25M$, whereas the inequality (53) is satisfied for all θ in the cases of $R = 0.5M$, $0.75M$, M and $1.25M$. Hence, if we impose the reasonable energy conditions, i.e., Eq. (53) with L and Ψ fixed, the radius R is bounded below by some positive value. However as shown below, the lowest value of R can be made smaller by taking adequate value of Ψ or L .

In Fig. 4, we depict the maximal value of $|j|/\sigma$, i.e., j/σ at $\theta = \pi/2$ as a function of Ψ for three cases $R = 0.25M$, $0.5M$ and $0.75M$, where we assume $L = 0.5R$ and $a = 2M$. We see from this figure that the smaller Ψ is, the smaller the maximal value of $|j|/\sigma$. It is worthwhile to notice that the energy condition (53) is satisfied even in the case of $R = 0.25M$ if we choose $\Psi \lesssim 9 \times 10^{-2}$.

In Fig. 5, we depict j/σ at $\theta = \pi/2$ as a function of L for three cases $R = 0.25M$, $0.5M$ and $0.75M$, where we assume $\Psi = 10^{-1}$. We can see from this figure that the smaller L is, the smaller the maximal value of $|j|/\sigma$, i.e., j/σ at $\theta = \pi/2$.

In Appendices B and C, we discuss the behavior of the solutions of the momentum and Hamiltonian constraints in the limit of $L \rightarrow 0$ and show that σ may become arbitrarily large

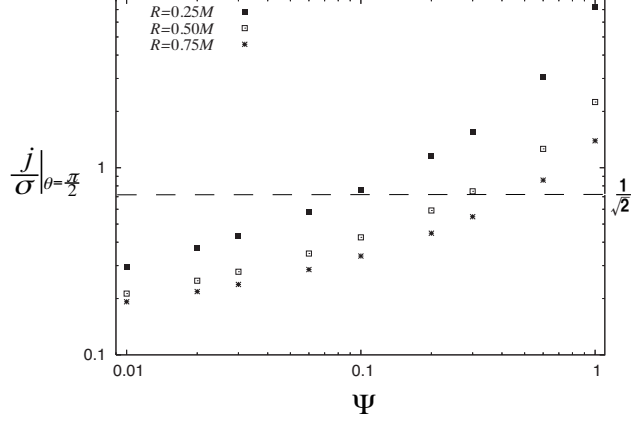


FIG. 4: The value of j/σ at $\theta = \pi/2$, which is equal to the maximal value of $|j|/\sigma$, is depicted as a function of the central value of the conformal factor Ψ for three cases, $R = 0.25M$, $0.5M$ and $0.75M$. The Kerr parameter a is equal to $2M$, and $L = 0.5R$ is assumed.

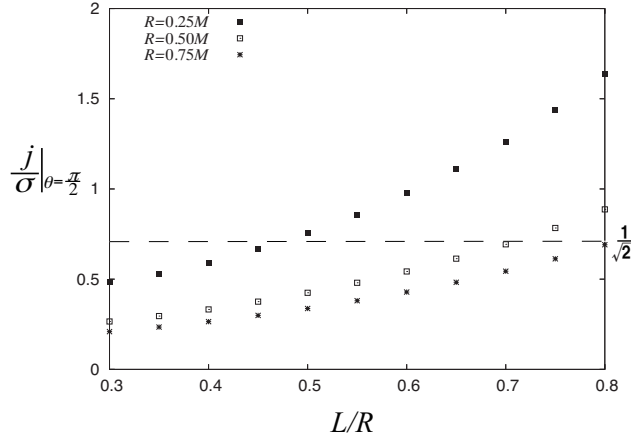


FIG. 5: The value of j/σ at $\theta = \pi/2$, which is equal to the maximal value of $|j|/\sigma$, is depicted as a function of the smoothing length L of the smoothed step function $W(r)$ for three cases, $R = 0.25M$, $0.5M$ and $0.75M$. The Kerr parameter a is equal to $2M$, and $\Psi = 0.1$ is assumed.

in this limit, whereas $|j|$ is bounded above. This means that the energy conditions may hold despite the value of R , a and Ψ as long as $R > 0$, $a > M$ and $0 < \Psi < 1$, if L takes a sufficiently small value. Our numerical results are consistent with these estimates, but due to the limitation of the numerical resolution, we have not yet seen the asymptotic behavior expected from the discussions in Appendices B and C. Hence, exactly speaking, it is still an open question whether the energy conditions necessarily hold for sufficiently small L , but

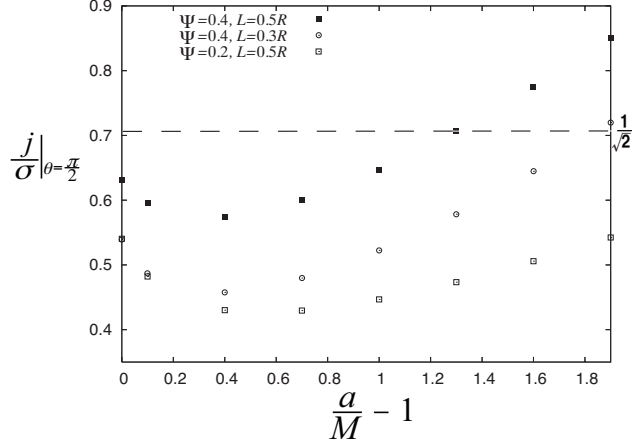


FIG. 6: The value of j/σ at $\theta = \pi/2$ is depicted as a function of $a/M - 1$; the smallest value of $a/M - 1$ is zero. The radius of the shell R is equal to $0.75M$. We depict three cases: the first one is of $\Psi = 0.4$ with $L = 0.5R$, the second one is of $\Psi = 0.4$ with $L = 0.3R$ and the third one is of $\Psi = 0.2$ with $L = 0.5R$.

no lower bound on R has been found in our numerical results.

Figure 6 depicts j/σ at $\theta = \pi/2$ as a function of $a/M - 1$ with $R = 0.75M$ in the three cases of $L = 0.5R$ with $\Psi = 0.2$, $L = 0.5R$ with $\Psi = 0.4$ and $L = 0.3R$ with $\Psi = 0.4$. We can see from this figure that $|j|/\sigma$ is decreasing for $a/M - 1 < 0.4$ and increasing for $a/M - 1 > 0.4$. It is the most important fact that Eq. (53) is satisfied in the domain arbitrarily close to $a = M$ and even at $a = M$ [31].

In the case of $a = M(1 + \epsilon)$ with $0 < \epsilon \ll 1$, the value of $\Delta(r)/M^2$ at $r = M$ is equal to $\epsilon(2 + \epsilon)$ which is much less than unity. This implies that, as pointed out by Patil and Joshi[24], collisions of test particles with the trans-Planckian energy in their center of mass frame occur at $r \simeq M$ in the Kerr domain, since the collision energy defined in the center of mass frame of the particles is proportional to $\Delta^{-1/2}$ at their collision event. Here we should note that, in contrast with the situation supposed by Patil and Joshi, the initial data we consider will not be a snapshot of a stationary configuration, and hence the trans-Planckian collisions of test particles may be allowed for only a short time interval in the present case.

Finally, it is worthwhile to notice that the geometrical size of the shell is not necessarily small even in the case of $R \ll M$. Even in the limit of $R \rightarrow 0$, the geometrical size of the shell is finite: See Appendix D. Our result is consistent with the hoop conjecture which

states that a black hole with horizon forms when and only when the mass M gets compacted in the region whose circumference C measured in every direction satisfies $C \leq 4\pi M$ [25].

VI. SUMMARY AND DISCUSSION

We studied how small a rapidly rotating body can be by investigating the initial data which is a snapshot of a rotating infinitesimally thin shell with a spherical topology: The exterior of the shell is set up so that its intrinsic and extrinsic geometries are completely the same as that of the Kerr spacetime with the over-threshold angular momentum $a > M$, whereas the interior of the shell is determined by solving numerically the constraint equations. In this set of initial data, the shell is located on $r = R$, where r is the radial coordinate in the Boyer-Lindquist coordinate system and R is a positive constant.

In the present numerical results, no lower bound on R of the over-spinning shell has been found. This result suggests that the cosmic censorship conjecture does not forbid the phenomenon similar to the Patil-Joshi process, i.e., the ultrahigh energy collision of particles due to the deep gravitational potential near the Kerr naked singularity.

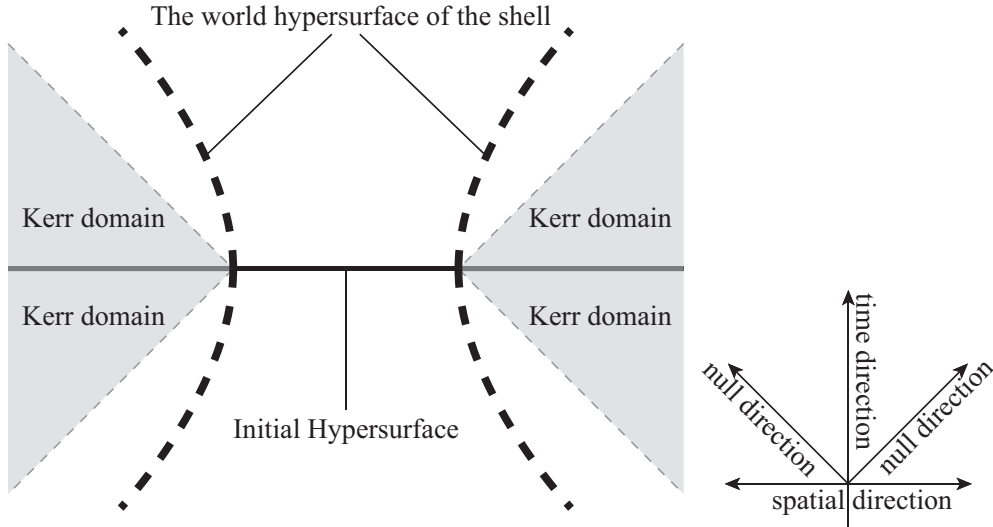


FIG. 7: The spacetime diagram of the present system. The timelike hypersurface of the shell denoted by dashed lines is almost speculative, since we have not solved the evolution of the shell. However the existence of the Kerr domains depicted in this figure by shaded regions is not a speculation but a definite fact.

Since the exterior domain of the shell is the same as a spacelike hypersurface of the over-spinning Kerr spacetime, the Kretschmann invariant K in the exterior of the shell is given as

$$K \equiv R_{abcd}R^{abcd} = C_{abcd}C^{abcd} = \frac{48M^2(r^6 - 15a^2r^4\cos^2\theta + 15a^4r^2\cos^4\theta - a^6\cos^6\theta)}{(r^2 + a^2\cos^2\theta)^6}, \quad (56)$$

in the Boyer-Lindquist coordinates. Just outside the shell, K diverges in the limit of $R \rightarrow 0$ at the equator $\theta = \pi/2$: This corresponds to well-known ring singularity of the Kerr spacetime[32]. The complementary set of the causal future of the shell is equivalent to the over-spinning Kerr spacetime (see Fig. 7), just outside of the shell is not enclosed by the event horizon however large the Weyl invariants is there. Our present results suggest the possibility of the formation of a spacetime border[26] by an over-spinning body.

From a point of view of the observation of superstringy effects, Gimon and Hořva have discussed a superspinar, which is a compact object with the angular momentum larger than the threshold value J_{\max} [27]. They do not expect the astrophysical formation of a superspinar and suggest the formation in the very early Universe. Our present result suggests a possibility of a superspinar through the shrinkage of a massive body, since the stringy effect will be important in the neighborhood of the over-spinning shell with very small R . However we should note that there are a few studies suggesting the instability of the superspinar model based on the over-spinning Kerr solution[28–30]. The superspinar may be a transient configuration or the geometry around the superspinar may be very different from the over-spinning Kerr spacetime, although this issue is outside the scope of the present paper.

Acknowledgments

K.N. is thankful to H. Reall for giving a crucial idea in the present study. KN is also thankful to H. Yoshino for pointing out the issue on the size of the shell. K.N. and M.K. are grateful to H. Ishihara and colleagues in the group of elementary particle physics and gravity at Osaka City University for useful discussions. K.N. was supported in part by Japan Society for the Promotion of Science (JSPS) Grant-in-Aid for Scientific Research (C) (No. 25400265). M.K was partially supported by JSPS Fellows (No. 23-2182) and grant for research abroad from JSPS. T.H. was partially supported by the Grant-in-Aid No. 26400282

for Scientific Research Fund of the Ministry of Education, Culture, Sports, Science and Technology, Japan.

Appendix A: Energy conditions

We can rewrite Eq. (50) in the following diagonalized form;

$$S^{\alpha\beta} = \frac{\omega}{|\omega|} \left(\lambda_+ v_+^\alpha v_+^\beta - \lambda_- v_-^\alpha v_-^\beta \right) + p \theta^\alpha \theta^\beta, \quad (\text{A1})$$

where

$$\omega := \sigma + p, \quad (\text{A2})$$

and, defining the following quantity

$$\mu := \sqrt{\omega^2 - 4j^2} \geq 0, \quad (\text{A3})$$

λ_\pm and v_\pm^α are given by

$$\lambda_\pm = \frac{1}{2}(2\sigma - \omega \pm \mu), \quad (\text{A4})$$

and

$$v_\pm^\alpha = \frac{1}{\sqrt{2\mu}} \left(\sqrt{|\omega \pm \mu|} n^\alpha + \frac{\omega j}{|\omega j|} \sqrt{|\omega \mp \mu|} \varphi^\alpha \right). \quad (\text{A5})$$

Since it is believed that the stress-energy tensor of a physically reasonable material field except for a null fluid has real eigenvalues, we assume

$$|\omega| \geq 2|j|. \quad (\text{A6})$$

We can easily see

$$g_{\alpha\beta} v_\pm^\alpha v_\pm^\beta = \mp \frac{\omega}{|\omega|}. \quad (\text{A7})$$

Equation (A7) implies that λ_+ corresponds to the energy density in the case of $\omega > 0$, whereas λ_- corresponds to the energy density in the case of $\omega < 0$.

We see what restrictions are imposed on σ , j and p by the weak, strong and dominant energy conditions (see e.g., Ref. [1] about the energy conditions).

1. Weak energy condition

We consider the case of $\omega < 0$ first. As mentioned, in this case, λ_- is the energy density, and hence the weak energy condition (WEC) is equivalent to the following set of inequalities:

$$\lambda_- \geq 0, \quad (\text{A8})$$

$$\lambda_- - \lambda_+ \geq 0, \quad (\text{A9})$$

$$\lambda_- + p \geq 0. \quad (\text{A10})$$

From Eqs. (A2), (A3), (A4) and the assumption of $\omega < 0$, we have

$$\lambda_- + p = \frac{1}{2}(\omega - \mu) < 0. \quad (\text{A11})$$

The above result implies that the inequality $\omega < 0$ contradicts WEC.

Hereafter we assume $\omega \geq 0$. Then, Eq. (A6) becomes

$$\omega > 2|j|. \quad (\text{A12})$$

Since λ_+ corresponds to the energy density in the case of $\omega > 0$, WEC is equivalent to the following set of inequalities:

$$\lambda_+ \geq 0, \quad (\text{A13})$$

$$\lambda_+ - \lambda_- \geq 0, \quad (\text{A14})$$

$$\lambda_+ + p \geq 0. \quad (\text{A15})$$

From Eqs. (A2), (A3) and (A4), we have

$$\lambda_+ - \lambda_- = \mu \quad \text{and} \quad \lambda_+ + p = \frac{1}{2}(\omega + \mu). \quad (\text{A16})$$

Since both of ω and μ are positive, the conditions (A14) and (A15) are necessarily satisfied. Thus, the set of inequalities (A12) and (A13) is equivalent to WEC, or equivalently,

$$\begin{aligned} \omega &\geq 2|j|, \\ p &\leq \frac{1}{2}(\omega + \mu). \end{aligned}$$

2. Strong energy condition

In the case of $\omega < 0$, the strong energy condition (SEC) is equivalent to the set of inequalities (A6), (A9), (A10) and

$$\lambda_- - \lambda_+ + p \geq 0. \quad (\text{A17})$$

As in the case of WEC, the condition (A10) contradicts the assumption $\omega < 0$, and hence $\omega \geq 0$ should hold. Then, SEC is equivalent to the set of inequalities (A12), (A14), (A15) and

$$\lambda_+ - \lambda_- + p \geq 0. \quad (\text{A18})$$

We have

$$\lambda_+ - \lambda_- + p = \mu + p, \quad (\text{A19})$$

and hence $\mu + p \geq 0$ should be satisfied so that the condition (A18) holds. Since Eqs. (A14) and (A15) are trivially satisfied, SEC is equivalent to the following set of inequalities,

$$\begin{aligned} \omega &\geq 2|j|, \\ p &\geq -\mu. \end{aligned}$$

3. Dominant energy condition

In the case of $\omega < 0$, the dominant energy condition (DEC) is equivalent to

$$\lambda_- \geq |\lambda_+|, \quad (\text{A20})$$

$$\lambda_- \geq |p|. \quad (\text{A21})$$

Equation (A20) leads to $\lambda_- \geq 0$ and hence by definition of λ_{\pm} , we have $\lambda_+ = \lambda_- + \mu \geq 0$. However, the inequality $\lambda_+ > \lambda_- > 0$ contradicts Eq. (A20). Hence, $\omega \geq 0$ should hold, and DEC is equivalent to $\omega > 2|j|$ and

$$\lambda_+ \geq |\lambda_-|, \quad (\text{A22})$$

$$\lambda_+ \geq |p|. \quad (\text{A23})$$

It is not so difficult to see that the inequality (A22) is satisfied if and only if $p \leq \omega/2$. If p is negative, Eq. (A23) is satisfied by virtue of the non-negativity of ω . For $p \geq 0$, Eq. (A23)

leads to $p \leq (\omega + \mu)/4$. Because of the inequality $\omega \geq \mu$, if $p \leq (\omega + \mu)/4$ is satisfied, $p \leq \omega/2$ is also satisfied. Thus, DEC is equivalent to the following set of inequalities,

$$\begin{aligned}\omega &\geq 2|j|, \\ p &\leq \frac{1}{4}(\omega + \mu).\end{aligned}$$

4. Intersection of WEC, SEC and DEC

We can see that all of WEC, SEC and DEC are satisfied at once if and only if the following set of inequalities holds:

$$\omega \geq 2|j|, \tag{A24}$$

$$-\mu \leq p \leq \frac{1}{4}(\omega + \mu). \tag{A25}$$

Equation (A24) leads to

$$\sigma + p \geq 2|j|. \tag{A26}$$

The half of Eq. (A25), i.e., $-\mu \leq p$ leads to $p \geq 0$, or if $p < 0$, then

$$p \geq -\frac{1}{2}\sigma + \frac{2j^2}{\sigma}. \tag{A27}$$

Hence, the intersection of Eq. (A26) and $-\mu < p$ is given by

$$\sigma \geq -p + \sqrt{p^2 + 4j^2} \quad \text{for } p < 0, \tag{A28}$$

$$\sigma \geq -p + 2|j| \quad \text{for } p \geq 0. \tag{A29}$$

The other half of Eq. (A25), i.e., $p \leq (\omega + \mu)/4$ leads to $\sigma > 3p$, or if $\sigma \leq 3p$, then since $\omega \leq 4p$, p is necessarily non-negative, and hence we have

$$p \geq 0 \quad \text{and} \quad \sigma \geq p + \frac{j^2}{2p}. \tag{A30}$$

Hence the intersection of Eqs. (A26) and $p \leq (\omega + \mu)/4$ is given by

$$\sigma \geq -p + 2|j| \quad \text{for } p < \frac{|j|}{2}, \tag{A31}$$

$$\sigma \geq p + \frac{j^2}{2p} \quad \text{for } p \geq \frac{|j|}{2}. \tag{A32}$$

As a result, the WEC, SEC and DEC are satisfied, if and only if the following set of inequalities is satisfied;

$$\sigma \geq -p + \sqrt{p^2 + 4j^2} \quad \text{for } p < 0, \quad (\text{A33})$$

$$\sigma \geq -p + 2|j| \quad \text{for } 0 \leq p < \frac{|j|}{2}, \quad (\text{A34})$$

$$\sigma \geq p + \frac{j^2}{2p} \quad \text{for } p \geq \frac{|j|}{2}. \quad (\text{A35})$$

We find that the minimal value of σ is given by the positive minimum of the function $f(p) = p + j^2/2p$, i.e., $\sigma = f(|j|/\sqrt{2}) = \sqrt{2}|j|$: all of WEC, SEC and DEC is satisfied by the appropriate choice of p , only if

$$\sigma \geq \sqrt{2}|j| \quad (\text{A36})$$

holds.

5. Positivity of the stress

As mentioned, if we assume $\omega > 0$, $-\lambda_-$ is the stress. We show the condition that the stress $-\lambda_-$ is non-negative in the domain specified by Eqs. (A33)–(A35). The condition of the non-negative $-\lambda_-$ is equivalent to the inequality, $\sigma - p \leq \mu$. In the intersection of $\sigma - p \leq \mu$ and the domain specified by Eqs. (A33)–(A35), $\sigma - p$ is non-negative and hence we have $(\sigma - p)^2 \leq \mu^2$, or equivalently, $p\sigma \geq j^2$. The intersection between $p\sigma \geq j^2$ and Eqs. (A33)–(A35) is given by

$$\sigma \geq \frac{j^2}{p} \quad \text{for } 0 < p \leq \frac{|j|}{\sqrt{2}}, \quad (\text{A37})$$

$$\sigma \geq p + \frac{j^2}{2p} \quad \text{for } p \geq \frac{|j|}{\sqrt{2}}, \quad (\text{A38})$$

and there is no intersection in the domain of $p \leq 0$. In the domain specified by Eqs. (A37) and (A38), all of WEC, SEC and DEC hold and both of the stresses $-\lambda_-$ and p are positive.

Appendix B: Momentum constraint of $L \rightarrow 0$

By integrating Eq. (27) from $r = R - L$ to $r = R$, we have

$$\int_{R-L}^R dr \frac{\partial}{\partial r} \left(r^4 \sqrt{\frac{\mathcal{B}\mathcal{C}^3}{\mathcal{A}}} \frac{\partial X^\varphi}{\partial r} \right) = R^4 \sqrt{\frac{A^3(R, \theta) \Delta(R)}{\Sigma(R, \theta)}} \frac{\partial X^\varphi}{\partial r} \Big|_{r=R} - (R-L)^4 \sqrt{\Psi^3} \frac{\partial X^\varphi}{\partial r} \Big|_{r=R-L}$$

$$= - \int_{R-L}^R dr \frac{1}{\sin^3 \theta} \frac{\partial}{\partial \theta} \left(r^2 \sin^3 \theta \sqrt{\frac{\mathcal{A}\mathcal{C}^3}{\mathcal{B}}} \frac{\partial X^\varphi}{\partial \theta} \right). \quad (\text{B1})$$

In the limit of $L \rightarrow 0$, the momentum constraint (27) takes a very simple form in the domain $0 \leq r < R$:

$$\frac{\partial}{\partial r} \left(r^4 \frac{\partial X^\varphi}{\partial r} \right) + \frac{1}{\sin^3 \theta} \frac{\partial}{\partial \theta} \left(r^2 \sin^3 \theta \frac{\partial X^\varphi}{\partial \theta} \right) = 0. \quad (\text{B2})$$

If we solve Eq. (B2) by assuming $X^\varphi|_{r=R-0} = X^\varphi|_{r=R}$ and imposing the boundary condition (30), we will get a regular solution in the domain $0 \leq r \leq R$ with finite $\partial X^\varphi / \partial r|_{r=R-0}$. Furthermore, since even in the limit of $L \rightarrow 0$, all metric variables and X^φ and their derivatives with respect to θ will be finite in the domain $R-L < r < R$, the integral in the last equality of Eq. (B1) vanishes in the limit of $L \rightarrow 0$. Thus, we have

$$\frac{\partial X^\varphi}{\partial r} \Big|_{r=R} = R^4 \sqrt{\frac{\Psi^3 \Sigma^3(R, \theta)}{A^3(R, \theta) \Delta(R)}} \frac{\partial X^\varphi}{\partial r} \Big|_{r=R-0}. \quad (\text{B3})$$

Equation (B3) implies that $\partial X^\varphi / \partial r|_{r=R}$ is finite, and hence the surface angular momentum density j is finite even in the limit of $L \rightarrow 0$: See Eq. (52).

Since $\partial X^\varphi / \partial r$ is finite in the neighborhood of $r = R$, we have

$$\lim_{L \rightarrow 0} \int_{R-L}^R \frac{\partial X^\varphi}{\partial r} dr = X^\varphi|_{r=R} - X^\varphi|_{r=R-0} = 0. \quad (\text{B4})$$

The above result is consistent with our assumption $X^\varphi|_{r=R-0} = X^\varphi|_{r=R}$.

Appendix C: Hamiltonian constraint of $L \rightarrow 0$

We consider the behavior of the solution of the Hamiltonian constraint in the limit of $L \rightarrow 0$. In this limit, the conformal metric λ_{ij} is still everywhere finite and a smooth function of θ but discontinuous in the r direction at $r = R$. We assume that the conformal factor ϕ is also everywhere finite and smooth with respect to θ but may be discontinuous along the r direction at $r = R$ in the limit of $L \rightarrow 0$. The consistency of this assumption will be considered later.

By integrating Eq. (31) from $r = R - L$ to $r = R$, we have

$$\int_{R-L}^R dr \frac{\partial}{\partial r} \left(r^2 \sqrt{\frac{\mathcal{B}\mathcal{C}}{\mathcal{A}}} \frac{\partial \phi}{\partial r} \right) = \sqrt{\frac{A(R, \theta) \Delta(R)}{\Sigma}} \frac{\partial \phi}{\partial r} \Big|_{r=R} - (R-L)^2 \sqrt{\Psi} \frac{\partial \phi}{\partial r} \Big|_{r=R-L}$$

$$= T_1 + T_2 + T_3, \quad (C1)$$

where

$$T_1 = \frac{1}{8} \int_{R-L}^R dr r^2 \sqrt{\mathcal{A}\mathcal{B}\mathcal{C}} \mathcal{R} \phi, \quad (C2)$$

$$T_2 = \frac{1}{8} \int_{R-L}^R dr r^2 \sqrt{\mathcal{A}\mathcal{B}\mathcal{C}} \lambda_{il} \lambda_{jm} (LX)^{ij} (LX)^{lm} \phi^{-7}, \quad (C3)$$

$$T_3 = - \int_{R-L}^R dr \frac{1}{\sin \theta} \frac{\partial}{\partial \theta} \left(\sin \theta \sqrt{\frac{\mathcal{A}\mathcal{C}}{\mathcal{B}}} \frac{\partial \phi}{\partial \theta} \right). \quad (C4)$$

Integrals T_2 and T_3 vanish in the limit of $L \rightarrow 0$, since their integrands are finite, but T_1 does not, as shown below. We have

$$\begin{aligned} T_1 = & -\frac{1}{8} \int_{R-L}^R dr \phi \left[\sqrt{\frac{\mathcal{C}}{\mathcal{A}\mathcal{B}}} \partial_r^2 (r^2 \mathcal{B}) + \sqrt{\frac{\mathcal{B}}{\mathcal{A}\mathcal{C}}} \partial_r^2 (r^2 \mathcal{C}) \right] \\ & + \frac{1}{16} \int_{R-L}^R dr r^2 \sqrt{\frac{\mathcal{B}\mathcal{C}}{\mathcal{A}}} \phi \left[\frac{\partial_r \mathcal{A}}{\mathcal{A}} \frac{\partial_r (r^2 \mathcal{B})}{r^2 \mathcal{B}} + \left(\frac{\partial_r (r^2 \mathcal{B})}{r^2 \mathcal{B}} \right)^2 + \frac{\partial_r \mathcal{A}}{\mathcal{A}} \frac{\partial_r (r^2 \mathcal{C})}{r^2 \mathcal{C}} \right. \\ & \left. + \left(\frac{\partial_r (r^2 \mathcal{C})}{r^2 \mathcal{C}} \right)^2 - \frac{\partial_r (r^2 \mathcal{B})}{r^2 \mathcal{B}} \frac{\partial_r (r^2 \mathcal{C})}{r^2 \mathcal{C}} \right] \\ & + T_{12}, \end{aligned} \quad (C5)$$

where

$$\begin{aligned} T_{12} = & \frac{1}{4} \int_{R-L}^R dr \phi \sqrt{\frac{\mathcal{A}\mathcal{C}}{\mathcal{B}}} - \frac{1}{8} \int_{R-L}^R dr \phi \sqrt{\frac{\mathcal{A}\mathcal{C}}{\mathcal{B}}} \left(\frac{\partial_\theta^2 \mathcal{A}}{\mathcal{A}} + \frac{\partial_\theta^2 \mathcal{C}}{\mathcal{C}} \right) \\ & + \frac{1}{16} \int_{R-L}^R dr r^2 \phi \sqrt{\frac{\mathcal{A}\mathcal{C}}{\mathcal{B}}} \left[\frac{\partial_\theta \mathcal{A}}{\mathcal{A}} \frac{\partial_\theta \mathcal{B}}{\mathcal{B}} + \left(\frac{\partial_\theta \mathcal{A}}{\mathcal{A}} \right)^2 + \frac{\partial_\theta \mathcal{B}}{\mathcal{B}} \frac{\partial_\theta \mathcal{C}}{\mathcal{C}} + \left(\frac{\partial_\theta \mathcal{C}}{\mathcal{C}} \right)^2 - \frac{\partial_\theta \mathcal{A}}{\mathcal{A}} \frac{\partial_\theta \mathcal{C}}{\mathcal{C}} \right] \\ & - \frac{1}{8} \int_{R-L}^R dr \phi \cot \theta \sqrt{\frac{\mathcal{A}\mathcal{C}}{\mathcal{B}}} \left(\frac{\partial_\theta \mathcal{A}}{\mathcal{A}} - \frac{\partial_\theta \mathcal{B}}{\mathcal{B}} + 2 \frac{\partial_\theta \mathcal{C}}{\mathcal{C}} \right). \end{aligned} \quad (C6)$$

By the assumption of the finiteness of ϕ , T_{12} vanishes in the limit of $L \rightarrow 0$.

By two times of the integration by part in Eq. (C5), we have

$$\begin{aligned} T_1 = & -\frac{1}{8} \left[r^2 \phi \sqrt{\frac{\mathcal{B}\mathcal{C}}{\mathcal{A}}} \partial_r \ln(r^4 \mathcal{B}\mathcal{C}) \right]_{r=R-L}^{r=R} + \frac{1}{8} \int_{R-L}^R dr r^2 \sqrt{\frac{\mathcal{B}\mathcal{C}}{\mathcal{A}}} (\partial_r \phi) \partial_r \ln(r^4 \mathcal{B}\mathcal{C}) \\ & + \frac{1}{16} \int_{R-L}^R dr r^2 \phi \sqrt{\frac{\mathcal{B}\mathcal{C}}{\mathcal{A}}} \partial \ln(r^2 \mathcal{B}) \partial_r \ln(r^2 \mathcal{C}) + T_{12} \end{aligned}$$

$$\begin{aligned}
&= -\frac{1}{8} \left[r^2 \phi \sqrt{\frac{\mathcal{BC}}{\mathcal{A}}} \partial_r \ln(r^4 \mathcal{BC}) - r^2 \sqrt{\frac{\mathcal{BC}}{\mathcal{A}}} (\partial_r \phi) \ln \left(\frac{r^4 \mathcal{B}(r, \theta) \mathcal{C}(r, \theta)}{R^4 \mathcal{B}(R, \theta) \mathcal{C}(R, \theta)} \right) \right]_{r=R-L}^{r=R} \\
&\quad - \frac{1}{8} \int_{R-L}^R dr \partial_r \left(r^2 \sqrt{\frac{\mathcal{BC}}{\mathcal{A}}} \partial_r \phi \right) \ln \left(\frac{r^4 \mathcal{B}(r, \theta) \mathcal{C}(r, \theta)}{R^4 \mathcal{B}(R, \theta) \mathcal{C}(R, \theta)} \right) \\
&\quad + \frac{1}{16} \int_{R-L}^R dr r^2 \phi \sqrt{\frac{\mathcal{BC}}{\mathcal{A}}} \partial \ln(r^2 \mathcal{B}) \partial_r \ln(r^2 \mathcal{C}) + T_{12} \\
&= -\frac{1}{8} \left[r^2 \phi \sqrt{\frac{\mathcal{BC}}{\mathcal{A}}} \partial_r \ln(r^4 \mathcal{BC}) - r^2 \sqrt{\frac{\mathcal{BC}}{\mathcal{A}}} (\partial_r \phi) \ln \left(\frac{r^4 \mathcal{B}(r, \theta) \mathcal{C}(r, \theta)}{A(R, \theta)} \right) \right]_{r=R-L}^{r=R} \\
&\quad - \frac{1}{8} \int_{R-L}^R dr \left[-\frac{1}{\sin \theta} \partial_\theta \left(\sin \theta \sqrt{\frac{\mathcal{AC}}{\mathcal{B}}} \partial_\theta \phi \right) + \frac{1}{8} r^2 \sqrt{\mathcal{ABC}} \{ \mathcal{R} \phi - \lambda_{il} \lambda_{jm} (LX)^{ij} (LX)^{lm} \phi^{-7} \} \right] \\
&\quad \times \ln \left(\frac{r^4 \mathcal{B}(r, \theta) \mathcal{C}(r, \theta)}{A(R, \theta)} \right) \\
&\quad + \frac{1}{16} \int_{R-L}^R dr r^2 \phi \sqrt{\frac{\mathcal{BC}}{\mathcal{A}}} \partial \ln(r^2 \mathcal{B}) \partial_r \ln(r^2 \mathcal{C}) + T_{12}, \tag{C7}
\end{aligned}$$

where in the last inequality, we have used the Hamiltonian constraint (31). Then, from Eq. (C7), we have

$$\begin{aligned}
&\int_{R-L}^R dr r^2 \sqrt{\mathcal{ABC}} \phi \mathcal{R} \left[1 + \frac{1}{8} \ln \left(\frac{r^4 \mathcal{B}(r, \theta) \mathcal{C}(r, \theta)}{A(R, \theta)} \right) \right] \\
&= -\sqrt{\frac{A\Delta}{\Sigma}} \partial_r A \Big|_{r=R} + 4(R-L) \sqrt{\Psi} \phi|_{r=R-L} - (R-L)^2 \sqrt{\Psi} \ln \left(\frac{(R-L)^4 \Psi^2}{A(R, \theta)} \right) (\partial_r \phi) \Big|_{r=R-L} \\
&\quad - \int_{R-L}^R dr \left[-\frac{1}{\sin \theta} \partial_\theta \left(\sin \theta \sqrt{\frac{\mathcal{AC}}{\mathcal{B}}} \partial_\theta \phi \right) + \frac{1}{8} r^2 \sqrt{\mathcal{ABC}} \lambda_{il} \lambda_{jm} (LX)^{ij} (LX)^{lm} \phi^{-7} \right] \\
&\quad \times \ln \left(\frac{r^4 \mathcal{B}(r, \theta) \mathcal{C}(r, \theta)}{A(R, \theta)} \right) \\
&\quad + \frac{1}{2} \int_{R-L}^R dr r^2 \phi \sqrt{\frac{\mathcal{BC}}{\mathcal{A}}} \partial_r \ln(r^2 \mathcal{B}) \partial_r \ln(r^2 \mathcal{C}). \tag{C8}
\end{aligned}$$

Here it should be noted that, in the limit of $L \rightarrow 0$, we have

$$\begin{aligned}
\partial_r \ln(r^2 \mathcal{B}) &= \frac{2r[(1-\Psi)W + \Psi] + (\Sigma - r^2 \Psi) dW/dr}{(\Sigma - r^2 \Psi)W + r^2 \Psi} \\
&\longrightarrow \frac{2r(1-\Psi)\vartheta(r-R) + 2r\Psi}{(\Sigma - r^2 \Psi)\vartheta(r-R) + r^2 \Psi} + \frac{2(\Sigma - R^2 \Psi)}{\Sigma + R^2 \Psi} \Big|_{r=R} \delta(r-R), \tag{C9}
\end{aligned}$$

$$\begin{aligned}\partial_r \ln(r^2 \mathcal{C}) &= \frac{[\partial_r(A/\Sigma) - 2r\Psi]W + 2r\Psi + (A/\Sigma - r^2\Psi)dW/dr}{(A/\Sigma - r^2\Psi)W + r^2\Psi} \\ &\longrightarrow \frac{[\partial_r(A/\Sigma) - 2r\Psi]\vartheta(r-R) + 2r\Psi}{(A/\Sigma - r^2\Psi)\vartheta(r-R) + r^2\Psi} + \frac{2(A/\Sigma - R^2\Psi)}{A/\Sigma + R^2\Psi} \Big|_{r=R} \delta(r-R),\end{aligned}\quad (\text{C10})$$

where $\vartheta(x)$ is Heaviside's step function with $\vartheta(0) = 1/2$, and $\delta(x)$ is Dirac's delta function. Hereafter, we choose $0 < \Psi < 1$. By this choice, the coefficients of Dirac's delta functions in Eqs. (C9) and (C10) are always positive. Then, we obtain

$$\lim_{L \rightarrow 0} \int_{R-L}^R dr r^2 \phi \sqrt{\frac{\mathcal{BC}}{\mathcal{A}}} \partial_r \ln(r^2 \mathcal{B}) \partial_r \ln(r^2 \mathcal{C}) = +\infty. \quad (\text{C11})$$

We should also note that, for $L \rightarrow 0$,

$$\ln \left(\frac{r^4 \mathcal{B}(r, \theta) \mathcal{C}(r, \theta)}{A(R, \theta)} \right) \longrightarrow \ln \left(\frac{[A(r, \theta) - r^2 \Psi] \vartheta(r-R) + r^4 \Psi^2}{A(R, \theta)} \right). \quad (\text{C12})$$

Hence, we have, for $L \rightarrow 0$,

$$\begin{aligned}\lim_{L \rightarrow 0} \int_{R-L}^R dr r^2 \sqrt{\mathcal{ABC}} \phi \mathcal{R} \left[1 + \frac{1}{8} \ln \left(\frac{r^4 \mathcal{B}(r, \theta) \mathcal{C}(r, \theta)}{A(R, \theta)} \right) \right] \\ = \left[1 + \frac{1}{8} \ln \left(\frac{A(R, \theta) + R^4 \Psi^2}{2A(R, \theta)} \right) \right] \lim_{L \rightarrow 0} \int_{R-L}^R dr r^2 \sqrt{\mathcal{ABC}} \phi \mathcal{R}\end{aligned}\quad (\text{C13})$$

We should note

$$1 + \frac{1}{8} \ln \left(\frac{A(R, \theta) + R^4 \Psi^2}{2A(R, \theta)} \right) > 1 - \frac{1}{8} \ln 2 > 0. \quad (\text{C14})$$

By the assumption of the smoothness of ϕ with respect to θ , we have

$$\lim_{L \rightarrow 0} \phi|_{r=R-L} = \Phi(\theta), \quad (\text{C15})$$

where $\Phi(\theta)$ is a smooth function of θ . In the limit of $L \rightarrow 0$, the Hamiltonian constraint in the domain $0 \leq r < R$ becomes

$$\frac{\partial}{\partial r} \left(r^2 \frac{\partial \phi}{\partial r} \right) + \frac{1}{\sin \theta} \frac{\partial}{\partial \theta} \left(\sin \theta \frac{\partial \phi}{\partial \theta} \right) = \frac{1}{8} \Psi r^2 \lambda_{il} \lambda_{jm} (LX)^{ij} (LX)^{lm} \phi^{-7}. \quad (\text{C16})$$

Here we should note that $\lambda_{il} \lambda_{jm} (LX)^{ij} (LX)^{lm}$ is finite even in the limit of $L \rightarrow 0$ (see Appendix B). Since Eq. (C15) gives a Dirichlet boundary condition, the solution of Eq. (C16) with the finite radial derivative $\partial_r \phi|_{r=R-0}$ will exist. Hence, from Eqs. (C7), (C11) and (C13), we have, for $0 < L \ll R$,

$$T_1 \simeq F_1(\theta) \int_{R-L}^R dr r^2 \phi \sqrt{\frac{\mathcal{BC}}{\mathcal{A}}} \partial_r \ln(r^2 \mathcal{B}) \partial_r \ln(r^2 \mathcal{C}), \quad (\text{C17})$$

where $F_1(\theta)$ is a positive function of θ . Equation (C17) suggests

$$\lim_{L \rightarrow 0} T_1 = +\infty. \quad (\text{C18})$$

Hence we see from Eq. (C1) that $\partial_r \phi|_{r=R}$ positively diverges for $L \rightarrow 0$, but, for consistency of the assumption (C15), the following relation should hold:

$$\lim_{L \rightarrow 0^+} \int_{R-L}^R \frac{\partial \phi}{\partial r} dr = 1 - \Phi(\theta). \quad (\text{C19})$$

Here we will not present a rigorous proof of the consistency of the assumption imposed on ϕ at the beginning of this Appendix. However, on the ground of the dimensional analysis, this assumption seems to be reasonable. In the situation of $0 < L \ll R$, we will have

$$\int_{R-L}^R dr r^2 \phi \sqrt{\frac{\mathcal{BC}}{\mathcal{A}}} \partial_r \ln(r^2 \mathcal{B}) \partial_r \ln(r^2 \mathcal{C}) = \frac{F_2(\theta)}{L} + \mathcal{O}(L^0), \quad (\text{C20})$$

where $F_2(\theta)$ is a positive function of θ . From Eqs. (C1), (C17) and the above estimate, we have, for $0 < L \ll R$,

$$\int_{R-L}^R \frac{\partial \phi}{\partial r} dr = F_3(\theta) + \mathcal{O}(L), \quad (\text{C21})$$

where F_3 is a function of θ . Hence, the consistency condition (C19) may hold.

From the above considerations, we may have

$$\frac{j}{\sigma} \longrightarrow 0 \quad \text{for } L \longrightarrow 0, \quad (\text{C22})$$

since σ is proportional to $\partial_r \phi|_{r=R}$ from Eq. (51). Hence, if we adopt sufficiently small L , the energy conditions may be satisfied despite the values of R and a as long as $R > 0$ and $a > M$.

Appendix D: The geometrical size of the shell

The circumference C_e of the equator $\theta = \pi/2$ of the shell is given by

$$C_e(R) = 2\pi R \sqrt{\mathcal{C}(R, \pi/2)} = 2\pi \sqrt{R^2 + a^2 + \frac{2Ma^2}{R}}. \quad (\text{D1})$$

We can easily see that C_e takes a minimum value $2\pi \sqrt{3(Ma^2)^{2/3} + a^2}$ at $R = (Ma^2)^{1/3}$. If $a > M$, C_e is larger than $4\pi M$; this is consistent to the hoop conjecture[25]. The circumferential length in the meridian direction C_m is given by

$$C_m(R) = 4 \int_0^{\pi/2} R \sqrt{\mathcal{B}(R, \theta)} d\theta = 4 \sqrt{R^2 + a^2} E \left(\sqrt{\frac{a^2}{R^2 + a^2}} \right), \quad (\text{D2})$$

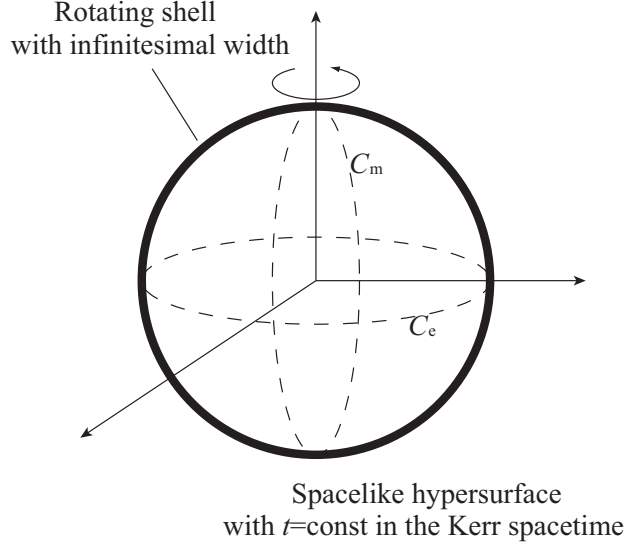


FIG. 8: The circumferential C_e and C_m of the shell are depicted.

where $E(k)$ is the complete elliptic integral of the second kind. Since $E(k)$ is monotonically decreasing with respect to k , the minimal value of C_m is equal to $4a$ achieved at $R = 0$. The area of the shell A_s is given by

$$\begin{aligned}
 A_s &= 4\pi \int_0^{\pi/2} R^2 \sqrt{\mathcal{B}(R, \theta) \mathcal{C}(R, \theta)} \sin \theta d\theta \\
 &= 2\pi \left[R^2 + a^2 + \frac{R(R^3 + a^2 R + 2Ma^2)}{2a\sqrt{\Delta(R)}} \ln \left| \frac{R^2 + a^2 + a\sqrt{\Delta(R)}}{R^2 + a^2 - a\sqrt{\Delta(R)}} \right| \right]. \quad (\text{D3})
 \end{aligned}$$

The minimal value of A_s is equal to $2\pi a^2$ achieved at $R = 0$. Hence, in this sense, the size of the shell is bounded below in the present case: see Fig 8.

-
- [1] R. M. Wald, *General Relativity* (The University of Chicago Press, Chicago, 1984).
 - [2] R. Penrose, Riv. Nuovo Cimento **I**, 252 (1969); reprinted in Gen. Relativ. Gravit. **34**, 1141 (2002).
 - [3] R. Penrose, in *General Relativity, An Einstein Centenary Survey*, edited by S.W. Hawking and W. Israel (Cambridge University Press, England, 1979), 581.
 - [4] T. Nakamura, Prog. Theor. Phys. **65**, 1876 (1981).
 - [5] T. Nakamura and H. Sato, Prog. Theor. Phys. **66**, 2038 (1981).

- [6] E.F. Stark and T. Piran, Phys. Rev. Lett. **55**, 891 (1985).
- [7] A.M. Abrahams, G.B. Cook, S.L. Shapiro and S.A. Teukolsky, Phys. Rev. D **49**, 5153 (1994).
- [8] M.D. Duez, S.L. Shapiro and H-J. Yo, Phys. Rev. D **69**, 104016 (2004).
- [9] B. Giacomazzo, L. Rezzolla and N. Stergioulas, Phys. Rev. D **84**, 024022 (2011).
- [10] M. C. Washik, J. Healy, F. Hermann, I. Hinder, D.M. Shoemaker, P. Laguna and R.A. Matzner, Phys. Rev. Lett. **101**, 061102 (2008).
- [11] M. Shibata, H. Okawa and T. Yamamoto, Phys. Rev. D **78**, 101501(R) (2008).
- [12] U. Sperhake, V. Cardoso, F. Pretorius, E. Berti, T. Hinderer and N. Yunes, Phys. Rev. Lett. **103**, 131102 (2009) [arXiv:0907.1252].
- [13] U. Sperhake, E. Berti, V. Cardoso and F. Pretorius, Phys. Rev. Lett. **111**, 041101 (2013) [arXiv:1211.6114].
- [14] R.M. Wald, Ann. Phys. **82**, 548 (1974).
- [15] T. Jacobson and T.P. Sotirious, Phys. Rev. Lett. **103**, 141101 (2009) [arXiv:0907.4146].
- [16] E. Barausse, V. Cardoso and G. Khanna, Phys. Rev. Lett. **105**, 261102 (2010) [arXiv:1008.5159].
- [17] E. Barausse, V. Cardoso and G. Khanna, Phys. Rev. D **84**, 104006 (2011). [arXiv:1106.1692]
- [18] J. Corvino and R.M. Schoen, [arXiv:gr-qc/0301071].
- [19] E.ourgoulhon, [arXiv:gr-qc/0703035].
- [20] J.W. York, Phys. Rev. Lett. **26**, 1656 (1971).
- [21] N. Ó Murchadha and J.W. York, Phys. Rev. D **10**, 428 (1974).
- [22] N. Ó Murchadha and J.W. York, Phys. Rev. D **10**, 437 (1974).
- [23] W. Israel, Nuovo Cimento B **44**, 1 (1966); **48**, 463(E) (1967).
- [24] M. Patil and P.S. Joshi, Classical Quantum Gravity **28**, 235012 (2011) [arXiv:1103.1082].
- [25] K.S. Thorne, in *Magic Without Magic*, edited by J. Klauder (W.H. Freeman, San Francisco, 1972).
- [26] T. Harada and K. Nakao, Phys. Rev. D **70**, 041501 (2004) [arXiv:gr-qc/0407034].
- [27] E.G. Gimon and P. Hořava, Phys. Lett. B **672**, 299 (2009) [arXiv:0706.2873].
- [28] G. Dotti, R. Gleiser and J. Pulin, Phys. Lett. B **644**, 289 (2007) [arXiv:gr-qc/0607052].
- [29] G. Dotti, R. Gleiser, I.F. Ranea-Sandoval and H. Vucetich, Classical and Quantum Gravity **25**, 245012 (2008) [arXiv:0805.4306].
- [30] P. Pani, E. Barausse, E. Berti and V. Cardoso, Phys. Rev. D **82**, 044009 (2010)

[arXiv:1006.1863].

- [31] In the case of $a = M$, the conformal metric λ_{ij} is singular at $r = M$, since Δ vanishes. However, in the case of $R < M$, since $\Delta > 0$ for $0 \leq r \leq R$, the conformal metric λ_{ij} is not singular inside and on the shell. Hence there is no singular point in the Hamiltonian and momentum constraints in the domain that we should know.
- [32] Just on the shell, the Ricci part of K diverges due to the distributional material field. However, as we know, it is tractable singularity by Israel's prescription. By contrast, the divergence of the Weyl part of K in the limit of $R \rightarrow 0$ is too strong to treat the shell by Israel's formalism. The serious spacetime singularity appears on the shell in the limit of $R \rightarrow 0$.