
Reweighted Wake-Sleep

Jörg Bornschein¹ and Yoshua Bengio²

¹CIFAR Global Scholar, ²CIFAR Senior Fellow
 Department of Computer Science and Operations Research
 University of Montreal
 Montreal, Quebec, Canada

Abstract

Training deep directed graphical models with many hidden variables and performing inference remains a major challenge. Helmholtz machines and deep belief networks are such models, and the wake-sleep algorithm has been proposed to train them. The wake-sleep algorithm relies on training not just the directed generative model but also a conditional generative model (the *inference network*) that runs backward from visible to latent, estimating the posterior distribution of latent given visible. We propose a novel interpretation of the wake-sleep algorithm which suggests that better estimators of the gradient can be obtained by sampling latent variables multiple times from the inference network. This view is based on importance sampling as an estimator of the likelihood, with the approximate inference network as a proposal distribution. This interpretation is confirmed experimentally, showing that better likelihood can be achieved with this *reweighted wake-sleep* procedure, which also provides a natural way to estimate the likelihood itself. Based on this interpretation, we propose that a sigmoid belief network is not sufficiently powerful for the layers of the inference network, in order to recover a good estimator of the posterior distribution of latent variables. Our experiments show that using a more powerful layer model, such as NADE, yields substantially better generative models.

1 Introduction

Training directed graphical models – especially models with multiple layers of hidden variables – remains a major challenge. This is unfortunate because, as has been argued previously (Hinton *et al.*, 2006; Bengio, 2009), a deeper generative model has the potential to capture high-level abstractions and thus generalize better. The exact log-likelihood gradient is intractable, be it for Helmholtz machines (Dayan *et al.*, 1995), sigmoid belief networks (SBNs), or deep belief networks (DBNs) (Hinton *et al.*, 2006), which are directed, or deep Boltzmann machines (DBMs), which are undirected. Even obtaining an unbiased estimator of the gradient of the DBN or Helmholtz machine likelihood is not something that has been achieved in the past. Here we show that it is possible to get an unbiased estimator of the likelihood (which unfortunately makes it a slightly biased estimator of the log-likelihood), using an importance sampling approach. Past proposals to train Helmholtz machines and DBNs rely on maximizing a *variational bound* as proxy for the log-likelihood (Hinton *et al.*, 1995; Kingma and Welling, 2014b; Rezende *et al.*, 2014). The first of these is the **wake-sleep** algorithm (Hinton *et al.*, 1995), which relies on combining a “recognition” network (which we call an *approximate inference network*, here, or simply inference network) with a “generative” network. In the wake-sleep algorithm, they basically provide targets for each other. We review these previous approaches and introduce a novel approach that we generalize the wake-sleep algorithm. Whereas the original justification of the wake-sleep algorithm has been questioned (because we are optimizing a KL-divergence in the wrong direction), a contribution of this paper is to shed a different light on the wake-sleep algorithm, viewing it as a special case of the proposed reweighted wake-sleep

(RWS) algorithm, i.e., as reweighted wake-sleep with a single sample. This makes it clear that wake-sleep corresponds to optimizing a somewhat biased estimator of the likelihood gradient, while using more samples (i.e., RWS) makes the estimator less biased (and asymptotically unbiased as more samples are considered). We empirically show that effect, with clearly better results obtained with $K = 5$ samples than with $K = 1$ (wake-sleep), and 5 or 10 being sufficient to achieve good results. Unlike in the case of DBMs, which rely on a Markov chain to get samples and estimate the gradient by a mean over those samples, here the samples are iid, avoiding the very serious problem of mixing between modes that can plague MCMC methods (Bengio *et al.*, 2013) when training undirected graphical models.

Another contribution of this paper regards the architecture of the deep generative model and of the approximate inference network. We view the inference network as estimating the posterior distribution of latent variables given the observed input. With this view, it is plausible that the classical architecture of the inference network (an SBN, details below) is inappropriate and we test this hypothesis empirically. In the classical sigmoidal belief network (SBN) (e.g., in the DBN and Helmholtz machine), the conditional distribution of each layer of the inference network, given the previous layer, is a factorized Bernoulli (where the probability for each bit is computed as in a logistic regression with the previous layer bits as inputs). We find that more powerful parametrizations of each layer as a conditional probability model yields better results.

2 Reweighted Wake-Sleep

2.1 The Wake-Sleep Algorithm

The wake-sleep algorithm was proposed as a way to train Helmholtz machines, which are deep directed graphical models $p(\mathbf{x}, \mathbf{h})$ over visible variables \mathbf{x} and latent variables \mathbf{h} , where the latent variables are organized in layers \mathbf{h}_k , with the k -th layer taking as input the random vector generated by the previous layer in the generating sequence, \mathbf{h}_{k+1} . In the Helmholtz machine (Hinton *et al.*, 1995; Dayan *et al.*, 1995), the top layer, \mathbf{h}_L , has a factorized unconditional distribution, so that ancestral sampling can proceed from \mathbf{h}_L down to \mathbf{h}_1 and then the generated sample \mathbf{x} is generated by the bottom layer, given \mathbf{h}_1 . In the deep belief network (DBN) (Hinton *et al.*, 2006), the top layer is instead generated by a restricted Boltzmann machine (RBM), i.e., by a Markov chain, while simple ancestral sampling is used for the others. Each intermediate layer is specified by a conditional distribution parametrized as a stochastic sigmoidal layer (see Section 3 for details).

The wake-sleep algorithm is a training procedure for such generative models, which involves training an auxiliary network, called the inference network, that takes a visible vector \mathbf{x} as input and stochastically outputs samples \mathbf{h}_k for all layers $k = 1$ to L . The *inference network* outputs samples are from a distribution that should estimate the conditional probability of the latent variables of the generative model (at all layers) given the input. Note that in these kinds of models (and this is generally the case with latent variables), exact inference, i.e., sampling from $p(\mathbf{h}|\mathbf{x})$ is intractable.

The wake-sleep algorithm proceeds in two phases. In the **wake** phase, an observation \mathbf{x} (from the real world) is sampled from the data generating distribution and propagated stochastically up the inference network (one layer at a time), thus sampling latent values \mathbf{h} from $q(\mathbf{h}|\mathbf{x})$. Together with \mathbf{x} , the sampled \mathbf{h} forms a target for training p , i.e., one performs a step of gradient ascent update with respect to maximum likelihood over the generative model $p(\mathbf{x}, \mathbf{h})$, with the data \mathbf{x} and the inferred \mathbf{h} . This is useful because whereas computing the gradient of the marginal likelihood $p(\mathbf{x}) = \sum_{\mathbf{h}} p(\mathbf{x}, \mathbf{h})$ is intractable, we assume here that computing the gradient of the complete log-likelihood $\log p(\mathbf{x}, \mathbf{h})$ is easy. In addition, these updates decouple all the layers (because both the input and the target of each layer are considered observed). In the **sleep** phase, a “dream” sample is obtained from the generative network by ancestral sampling from $p(\mathbf{x}, \mathbf{h})$ and is used as a target for the maximum likelihood training of the inference network, i.e., q is trained to estimate $p(\mathbf{h}|\mathbf{x})$.

The justification for the wake-sleep algorithm that was originally proposed is based on the following variational bound,

$$\log p(\mathbf{x}) \geq \sum_{\mathbf{h}} q(\mathbf{h}|\mathbf{x}) \log \frac{p(\mathbf{x}, \mathbf{h})}{q(\mathbf{h}|\mathbf{x})}$$

that is true for any inference network q , but the bound becomes tight as $q(\mathbf{h}|\mathbf{x})$ approaches $p(\mathbf{h}|\mathbf{x})$. Maximizing this bound with respect to p corresponds to the wake phase update. The update with respect to q should minimize $KL(q(\mathbf{h}|\mathbf{x})||p(\mathbf{h}|\mathbf{x}))$ (with q as the reference) but instead the sleep phase update minimizes the reversed KL divergence, $KL(p(\mathbf{h}|\mathbf{x})||q(\mathbf{h}|\mathbf{x}))$ (with p as the reference).

2.2 An Importance Sampling View yields Reweighted Wake-Sleep

If we think of $q(\mathbf{h}|\mathbf{x})$ as estimating $p(\mathbf{h}|\mathbf{x})$ and train it accordingly (which is basically what the sleep phase of wake-sleep does), then we can reformulate the likelihood as an importance-weighted average:

$$\begin{aligned} p(\mathbf{x}) &= \sum_{\mathbf{h}} p(\mathbf{x}, \mathbf{h}) = \sum_{\mathbf{h}} q(\mathbf{h}|\mathbf{x}) \frac{p(\mathbf{x}, \mathbf{h})}{q(\mathbf{h}|\mathbf{x})} \\ &= \mathbb{E}_{\mathbf{h} \sim q(\mathbf{h}|\mathbf{x})} \left[\frac{p(\mathbf{x}, \mathbf{h})}{q(\mathbf{h}|\mathbf{x})} \right] \simeq \frac{1}{K} \sum_{\substack{k=1 \\ \mathbf{h}^{(k)} \sim q(\mathbf{h}|\mathbf{x})}}^K \frac{p(\mathbf{x}, \mathbf{h}^{(k)})}{q(\mathbf{h}^{(k)}|\mathbf{x})} \end{aligned} \quad (1)$$

Eq. (1) is a consistent and unbiased estimator for the marginal likelihood $p(\mathbf{x})$. This already gives us something interesting if we want to estimate the likelihood associated with a test sample \mathbf{x} . But depending on the $q(\mathbf{h}|\mathbf{x})$, it might suffer from very high variance. The optimal q that results in a minimum variance estimator is $q^*(\mathbf{h}|\mathbf{x}) = p(\mathbf{h}|\mathbf{x})$. We can even show that this is a zero-variance estimator, i.e., the best possible one:

$$\mathbb{E}_{\mathbf{h} \sim q^*(\mathbf{h}|\mathbf{x})} \left[\frac{p(\mathbf{h}|\mathbf{x}) p(\mathbf{x})}{q^*(\mathbf{h}|\mathbf{x})} \right] = p(\mathbf{x}) \quad \mathbb{E}_{\mathbf{h} \sim q^*(\mathbf{h}|\mathbf{x})} [1] = p(\mathbf{x}) \quad (2)$$

In other words: If $q(\mathbf{h}|\mathbf{x}) = q^*(\mathbf{h}|\mathbf{x}) = p(\mathbf{h}|\mathbf{x})$, then an arbitrary single sample $\mathbf{h} \sim q(\mathbf{h}|\mathbf{x})$ will lead to an exact $p(\mathbf{x})$ estimate. Of course, $q(\mathbf{h}|\mathbf{x}) = p(\mathbf{h}|\mathbf{x})$ is a unrealistic assumption. But q is only used as proposal distribution, any mismatch between q and p will increase variance, it will not introduce bias.

In practice however, we typically want to get an estimator of the *log*-likelihood, because we are interested in the likelihood of a whole set of test examples. In this case, in expectation over samples, we get a lower bound on the log-likelihood, by Jensen's inequality: the expected value over samples of the log of the importance weighted likelihood estimator is less or equal than the log of the expected value, i.e., less or equal to the true log-likelihood. This is good because it gives us a conservative estimator of the log-likelihood, in average, i.e., it tends to underestimate the ground truth. From the point of view of the log-likelihood gradient, it means that our estimator is the gradient of a lower bound on the log-likelihood. This is also true of variational methods such as described below (Section 2.4). However, unlike with these methods, here *the bound can be made arbitrarily tighter by simply using more samples*, because the inner average over samples (before applying the log) converges to its expectation.

2.3 Training by Reweighted Wake-Sleep

We now consider the models p and q parameterized respectively with parameters θ and ϕ .

Updating p_θ for given q_ϕ : For an observed \mathbf{x} we would like to estimate the gradient of the marginal log-likelihood $\log p_\theta(\mathbf{x})$: (see the supplementary material for a detailed derivation)

$$\begin{aligned} \frac{\partial}{\partial \theta} \mathcal{L}_p(\theta, \mathbf{x} \sim \mathcal{D}) &= \frac{1}{p(\mathbf{x})} \mathbb{E}_{\mathbf{h} \sim q(\mathbf{h}|\mathbf{x})} \left[\frac{p(\mathbf{x}, \mathbf{h})}{q(\mathbf{h}|\mathbf{x})} \frac{\partial}{\partial \theta} \log p(\mathbf{x}, \mathbf{h}) \right] \\ &\simeq \frac{1}{\sum_k \omega_k} \sum_{k=1}^K \omega_k \frac{\partial}{\partial \theta} \log p(\mathbf{x}, \mathbf{h}^{(k)}) \\ \text{with } \omega_k &= \frac{p(\mathbf{x}, \mathbf{h}^{(k)})}{q(\mathbf{h}^{(k)}|\mathbf{x})} \text{ and } \mathbf{h}^{(k)} \sim q(\mathbf{h}|\mathbf{x}) \end{aligned} \quad (3)$$

Equation (3) is a biased but consistent (asymptotically unbiased) estimator of the gradient.

Algorithm 1 Reweighted Wake-Sleep training procedure and likelihood estimator. K is the number of approximate inference samples and controls the trade-off between computation and accuracy of the estimators (both for the gradient and for the likelihood). We typically use a large value ($K=500$) for test set likelihood estimator but a small value ($K=5$) for estimating gradients. Both the wake-phase and sleep-phase update rules for q are optionally included (either one or both can be used, and best results were obtained using both). The original wake-sleep algorithm has $K=1$ and only uses the sleep-phase update of q . To estimate the log-likelihood at test time, only the computations up to \widehat{LL} are required.

for number of training iterations **do**

- Sample example(s) \mathbf{x} from the data generating distribution

for $k = 1$ to K **do**

- Sample latent variables $\mathbf{h}^{(k)}$ from $q(\mathbf{h}|\mathbf{x})$ layerwise (first layer above \mathbf{x} , second layer, etc. up to top hidden layer).
- Compute $q(\mathbf{h}^{(k)}|\mathbf{x})$ and $p(\mathbf{x}, \mathbf{h}^{(k)})$

end for

- Compute unnormalized weights $\omega_k = \frac{p(\mathbf{x}, \mathbf{h}^{(k)})}{q(\mathbf{h}^{(k)}|\mathbf{x})}$
- Normalize the weights: $\tilde{\omega}_k = \frac{\omega_k}{\sum_{k'} \omega_{k'}}$
- Compute unbiased likelihood estimator $\hat{p}(\mathbf{x}) = \text{average}_k \omega_k$, or asymptotically unbiased estimator of log-likelihood $\widehat{LL}(\mathbf{x}) = \log \text{average}_k \omega_k$
- **Wake-phase update of p .** Compute asymptotically unbiased estimator of log-likelihood gradient w.r.t. p , $\sum_k \tilde{\omega}_k \frac{\partial \log p(\mathbf{x}, \mathbf{h}^{(k)})}{\partial \theta}$, and perform an update of p 's parameters using it
- Optionally, **wake-phase update of q .** Use gradient $\text{average}_k \tilde{\omega}_k \frac{\partial \log q(\mathbf{h}^{(k)}|\mathbf{x})}{\partial \phi}$
- Optionally, **sleep-phase update of q .** Sample $(\mathbf{x}', \mathbf{h}')$ from p and use gradient $\frac{\partial \log q(\mathbf{h}'|\mathbf{x}')}{\partial \phi}$

end for

Updating q_ϕ for given p_θ : In order to minimize the variance of the estimator 1 we would like $q(\mathbf{h}|\mathbf{x})$ to track $p(\mathbf{h}|\mathbf{x})$. To perform maximum likelihood learning on the q -distribution (with loss \mathcal{L}_q) we have at least two reasonable options: (1) maximize \mathcal{L}_q under the empirical distribution of the data: $\mathbf{x} \sim \mathcal{D}$, $\mathbf{h} \sim p(\mathbf{h}|\mathbf{x})$, or (2) maximize \mathcal{L}_q under the generative model $(\mathbf{x}, \mathbf{h}) \sim p_\theta(\mathbf{x}, \mathbf{h})$. We will refer to the former as *wake-q-learning* and to the latter as *sleep-q-learning*. In the case of a DBN (where the top layer is generated by an RBM), there is an intermediate solution, which has been proposed in (Hinton *et al.*, 2006) and called contrastive wake-sleep. In contrastive wake-sleep we sample \mathbf{x} from the data, propagate it stochastically into top layer and use that \mathbf{h} as starting point for a short Markov chain in the RBM, then sample the other layers in the generative network p to generate the rest of (\mathbf{x}, \mathbf{h}) . The objective is to put the inference network's capacity where it matters most, i.e., near the input configurations that are seen in the training set.

Gradients for wake-q-learning can be derived to be:

$$\frac{\partial}{\partial \phi} \mathcal{L}_q(\phi, \mathbf{x} \sim \mathcal{D}) \simeq \frac{1}{\sum_k \omega_k} \sum_{k=1}^K \omega_k \frac{\partial}{\partial \phi} \log q_\phi(\mathbf{h}^{(k)}|\mathbf{x}) \quad (4)$$

with the same importance weights ω_k as in (3). Note that this is equivalent to optimizing q so as to minimize $KL(p(\cdot|\mathbf{x}) \parallel q(\cdot|\mathbf{x}))$. The details of this derivation can be found in the supplement. For sleep-q-learning we derive the gradients under the model distribution $p(\mathbf{x}, \mathbf{h})$:

$$\frac{\partial}{\partial \phi} \mathcal{L}_q(\phi, (\mathbf{x}, \mathbf{h}) \sim p(\mathbf{x}, \mathbf{h})) \simeq \frac{\partial}{\partial \phi} \log q_\phi(\mathbf{h}|\mathbf{x}) \text{ with } \mathbf{x}, \mathbf{h} \sim p(\mathbf{x}, \mathbf{h}) \quad (5)$$

2.4 Relation to Wake-Sleep and Variational Bayes

There has been a resurgence of interest in algorithms related to the wake-sleep algorithm for directed graphical models such as the sigmoidal belief networks (SBN) and the Helmholtz machine (which is a generative SBN that is paired with an approximate inference SBN).

In Neural variational inference and learning (NVIL, Mnih and Gregor (2014)) the authors propose to maximize the variational lower bound on the log-likelihood to get a joint objective for both p_θ

and q_ϕ . It was known that this approach results in a gradient estimate of very high variance for the recognition network q (Dayan and Hinton, 1996). In the NVIL paper the authors therefore use variance reductions techniques such as *baselines* to obtain a practical algorithm that enhances significantly over the original wake-sleep algorithm.

Recent examples for continuous latent variables include the auto-encoding variational Bayes (Kingma and Welling, 2014a) and stochastic backpropagation papers (Rezende *et al.*, 2014). In both cases one maximizes a variational lower bound on the log-likelihood that is rewritten as two terms: one that is just log-likelihood reconstruction error through a stochastic encoder (approximate inference) - decoder (generative model) pair, and one that regularizes the output of the approximate inference stochastic encoder so that its marginal distribution matches the generative prior on the latent variables (and the latter is also trained, to match the marginal of the encoder output).

Besides the fact that these variational auto-encoders are only for continuous latent variables, another difference with the reweighted wake-sleep algorithm proposed here is that in the former, a single sample from the approximate inference distribution is sufficient to get an unbiased estimator of the gradient of a proxy (the variational bound). Instead, with the reweighted wake-sleep, a single sample would correspond to regular wake-sleep, which gives a biased estimator of the likelihood gradient. On the other hand, as the number of samples increases, reweighted wake-sleep provides a less biased (asymptotically unbiased) estimator of the log-likelihood and of its gradient.

3 Component Layers

Although the framework can be readily applied to continuous variables, we here restrict ourselves to distributions over binary visible and binary latent variables. We build our models by combining probabilistic components, each one associated with one of the layers of the generative network or of the inference network. The generative model can therefore be written as $p_\theta(\mathbf{x}, \mathbf{h}) = p_0(\mathbf{x} | \mathbf{h}_1) p_1(\mathbf{h}_1 | \mathbf{h}_2) \cdots p_L(\mathbf{h}_L)$, while the inference network has the form $q_\phi(\mathbf{h} | \mathbf{x}) = q_1(\mathbf{h}_1 | \mathbf{x}) \cdots q_L(\mathbf{h}_L | \mathbf{h}_{L-1})$. For a distribution P to be a suitable component we must have a way to efficiently compute $P(\mathbf{x}^{(k)} | \mathbf{y}^{(k)})$ given some samples $(\mathbf{x}^{(k)}, \mathbf{y}^{(k)})$, and we must have a method to efficiently draw iid samples $\mathbf{x}^{(k)}$ from $P(\mathbf{x} = \mathbf{x}^{(k)} | \mathbf{y})$ given \mathbf{y} . In the following we will describe experiments containing three kinds of layers:

Signoid Belief Network (SBN): A SBN layer (Saul *et al.*, 1996) is a directed graphical model with independent variables x_i given the parents \mathbf{y} .

$$P^{\text{SBN}}(x_i = 1 | \mathbf{y}) = \sigma(W^{i,:} \mathbf{y} + b_i). \quad (6)$$

Although a SBN is a very simple generative model given \mathbf{y} , doing inference for \mathbf{y} given \mathbf{x} is in general intractable.

Deep AutoRegressive Network (DARN): An autoregressive sigmoid belief network layer (Frey, 1998; Bengio and Bengio, 2000; Gregor *et al.*, 2014) is similar to an SBN layer but with the output units x_i not being independent of each other, given the layer's input \mathbf{y} . Instead their dependency is captured by a fully connected directed acyclic graph where the x_i can be predicted like in a logistic regression in terms of its predecessors $\mathbf{x}_{<i}$ and of the input of the layer, \mathbf{y} :

$$P^{\text{DARN}}(x_i = 1 | \mathbf{x}_{<i}, \mathbf{y}) = \sigma(W^{i,:} \mathbf{y} + S^{i,<i} \mathbf{x}_{<i} + b_i). \quad (7)$$

We use $\mathbf{x}_{<i} = (x_1, x_2, \dots, x_{i-1})$ to refer to the vector containing the first $i-1$ observed variables. The matrix S is a lower triangular matrix that contains the autoregressive weights between the observed variables. With $S^{i,<j}$ we refer to the first $j-1$ elements of the i -th row of this matrix.

Conditional NADE: The Neural Autoregressive Distribution Estimator (NADE, Larochelle and Murray (2011)) is a model that uses an internal, accumulating hidden layer to predict an observed variable x_i given the vector containing all previously observed variables \mathbf{x}_j . DARN is thus a special case of NADE without (deterministic) hidden layer to mediate the conditional dependency between x_i and its predecessors. Instead of a logistic regression, that dependency is mediated by an MLP (Bengio and Bengio, 2000).

$$P(x_i = 1 | \mathbf{x}_{<i}) = \sigma(V^{i,:} \sigma(W^{::,<i} \mathbf{x}_{<i} + \mathbf{a}) + b_i). \quad (8)$$

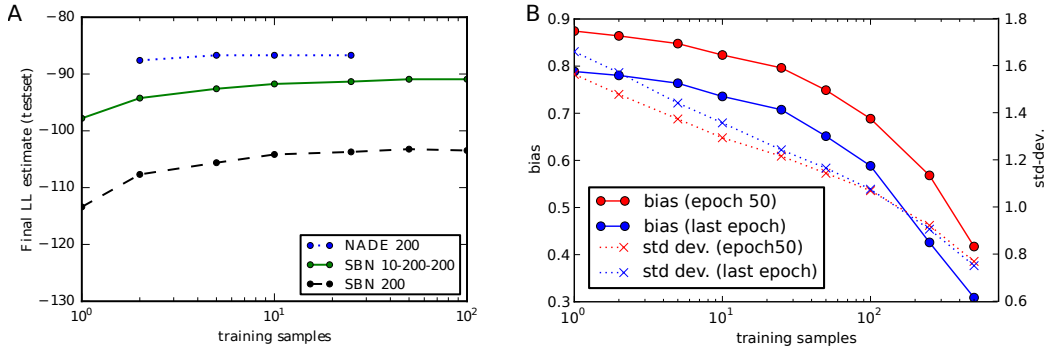


Figure 1: **A** Final log-likelihood estimate wrt number of samples used during training. **B** L_2 -norm of the bias and standard deviation of the low-sample estimated p_θ gradient relative to a high-sample ($K=5,000$) based estimate.

P-model	size	NVIL (NLL bound)	wake-sleep (NLL bound)	wake-sleep (NLL est.)	reweighted WS Q-model: SBN	reweighted WS Q-model: NADE
SBN	200	113.1	120.7	116.3	105.7	96.7
SBN	200-200	99.8	109.4	106.9	98.3	92.3
SBN	200-200-200	96.7	104.4	101.3	94.7	91.8
SBN	10-200-200			97.8	91.9	88.9
DARN	200					91.8
DARN	200-200					95.2
NADE	200					86.8
NADE	200-200					87.6

Table 1: MNIST for different architectures and network depths. In the third column we cite the numbers reported by Mnih and Gregor (2014). Columns three and four report the variational NLL bounds; columns 5 to 8 report the NLL estimates (See Section 2.2).

where W and V are the encoding and decoding matrices for the NADE hidden layer. For our purposes we need to condition this model on another layer of random variables \mathbf{y} :

$$P^{\text{NADE}}(x_i = 1 | \mathbf{x}_{<i}, \mathbf{y}) = \sigma(V^{i,:} \sigma(W^{i,:} \mathbf{x}_{<i} + U_a \mathbf{y} + \mathbf{a}) + U_b^{i,:} \mathbf{y} + b_i)). \quad (9)$$

Such a conditional NADE has been used previously for modeling musical sequences (Boulanger-Lewandowski *et al.*, 2012).

For each layer distribution we can construct an unconditioned distribution by removing the random variable \mathbf{y} (i.e., setting $\mathbf{y}=0$). For a SBN layer we obtain a factorized Bernoulli distribution, for the DARN layer we obtain a fully-visible sigmoid belief network (FVSBN, (Frey, 1998)) and for the conditional NADE layer we obtain a regular, unconditioned NADE. We use such unconditioned distributions as top layer for the generative network $p(\mathbf{x}, \mathbf{h})$.

4 Experiments

Here we present series of experiments on the MNIST and the CalTech-Silhouettes datasets. The supplement describes additional experiments on various well known but smaller scale datasets. With these experiments we want to (1) quantitatively analyze the influence of the number of samples K ; (2) demonstrate that using a more powerful layer-model for the inference network q can significantly enhance the results even when the generative model is a simple SBN; and (3) that we can reach (close-to) state-of-the-art performance, especially when using powerful layer models such as a conditional NADE. Our implementation is available at <https://github.com/jbornschein/reweighted-ws/>.

4.1 MNIST

We use the MNIST dataset that was binarized according to Murray and Salakhutdinov (2009) and downloaded in it's binarized form from (Larochelle, 2011). We use the last 1000 datapoints as

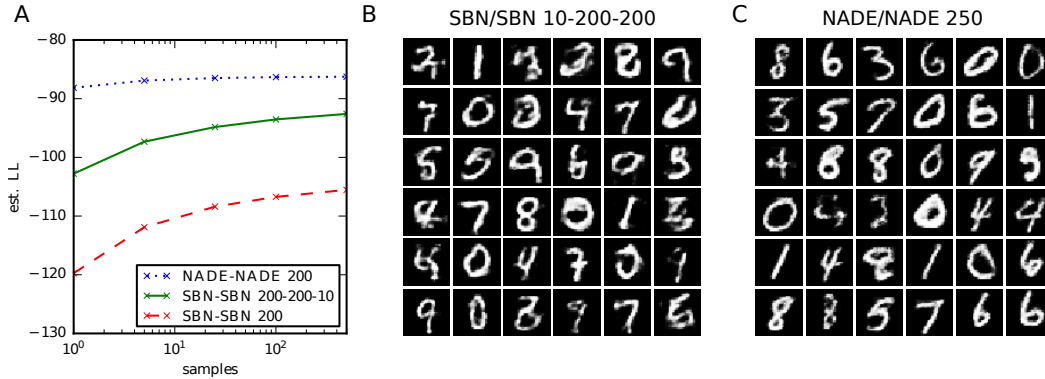


Figure 2: **A** Final log-likelihood estimate wrt number of test samples used. Solid lines: estimated using the importance sampler; dashed-lines: variational *bound* estimator. **B** Samples from the SBN/SBN 10-200-200 generative model. **C** Samples from the NADE/NADE 250 generative model. (We show the probabilities from which each pixel is sampled)

Results on binarized MNIST			Results on CalTech 101 Silhouettes	
Method	NLL bound	NLL est.	Method	NLL est.
RWS (SBN/SBN 10-200-200)		90.79	RWS (SBN/SBN 10-50-100-300)	116.9
RWS (SBN/NADE 10-200-200)		88.47	RWS (SBN/NADE 10-50-100-300)	112.6
RWS (NADE/NADE 250)		85.23 ± 0.43	RWS (NADE/NADE 150)	104.3
NADE (500 units, [1])		88.35	NADE (500 hidden units)	110.6
EoNADE (2hl, 128 orderings, [2])		85.10	RBM (4000 hidden units, [5])	107.8
RBM (500 units, CD3, [3])	105.5			
RBM (500 units, CD25, [3])	86.34			
DBN (500-2000, [4])	86.22	84.55		

Table 2: Results for various reweighted wake-sleep trained directed models (top rows) in relation to previously published methods (bottom): [1] (Larochelle and Murray, 2011), [2] (Murray and Larochelle, 2014), [3] (Salakhutdinov and Murray, 2008), [4] (Murray and Salakhutdinov, 2009), [5] (Cho *et al.*, 2013). In row 4 we report 95% confidence intervals.

validation set and do early-stopping with a lookahead of 10. For training we use stochastic gradient descent with momentum ($\beta=0.95$) and set mini-batch size to 25. The experiments in this paragraph were run with learning rates of $\{0.0003, 0.001, \text{ and } 0.003\}$. From these three we always report the experiment with the highest validation log-likelihood. In the majority of our experiments a learning rate of 0.001 gave the best results, even across different layer models (SBN, DARN and NADE). If not noted otherwise we use $K=5$ samples during training and $K=500$ samples to estimate the final log-likelihood on the test set¹.

To disentangle the influence of the different q-learning methods we setup p and q networks consisting of SBN layers with three hidden layers of 10, 200 and 200 units (SBN/SBN 10-200-200). After convergence, the model trained using sleep-q-learning reached a final estimated log-likelihood of -93.4 , the model trained with wake-q-learning reached -92.8 and the model trained with both reached -91.9 . As a control we trained a model that does not update q_ϕ at all. This model reached -171.4 . We confirmed that combining wake-q-learning and sleep-q-learning generally gives the best results by repeating this experiment with various other architectures. For the remainder of this paper we therefore train all models with combined wake-q and sleep-q-learning.

Next we investigate the influence of the number of samples used during training. The results are visualized in Fig. 4 A. Although the results depend on the layer-distributions used and on the depth and width of the architectures, we generally observe that the final estimated log-likelihood reaches

¹Although we refer to them as log-likelihood *estimates*, we actually report the lower-bounds of the log-likelihood that can be arbitrarily tightened by increasing the number of test-samples (see Section 2.2).




Figure 3: CalTech 101 Silhouettes: **A** Random selection of training data points. **B** Random samples from the SBN/SBN 10-50-100-300 generative network. **C** Random Samples from the NADE-150 generative network. (We show the probabilities from which each pixel is sampled)

plateau when using between 5 and 25 training samples. But we can go one step further: we can quantify the bias and the variance of the gradient estimator (3) using bootstrapping. While training a SBN/SBN 10-200-200 model with $K=100$ training samples, we use $K=5,000$ samples to get a high quality estimate of the gradient for a small but fixed set of 25 datapoints (the size of one mini-batch). By repeatedly resampling smaller sets of $\{1, 2, 5, \dots, 500\}$ samples and computing the gradient based on these, we get a measure for the bias and the variance of the small sample estimates relative the high quality estimate. These results are visualized in Fig. 4 B. In Fig. 2 A we finally investigate the quality of the log-likelihood estimator (based on equation 1) when applied to the MNIST test set.

Table 1 summarizes how different architectures compare to each other and how reweighted wake-sleep compares to related methods for training directed models. In Table 2 (left) we compare our best trained models to the state-of-the-art results published on MNIST: our model with the largest log-likelihood reaches 85.32 and is a shallow model composed of (conditional) NADEs with with 250 hidden units. This model was trained using 50 epochs with a learning rate of 0.003 and $K=5$ samples and another 50 epochs with a learning rate of 0.001 and $K=25$ training samples.

4.2 CalTech 101 Silhouettes

We applied reweighted wake-sleep to the 28×28 pixel CalTech 101 Silhouettes dataset. This dataset consists of 4100 examples in the training set, 2264 examples in the validation set and 2307 examples in the test set. We trained various architectures on this dataset using the same hyperparameter as for the MNIST experiments. Table 2 (right) summarizes our results. Note that our best SBN/SBN model is a relatively deep network with 4 hidden layers (300-100-50-10) and reaches a estimated LL of -116.9 on the test set. Our best network, a shallow NADE/NADE-150 network reaches -104.3 and improves over the previous state of the art (-107.8 , an RBM with 4000 hidden units by Cho *et al.* (2013)).

5 Conclusions

We have introduced a novel training procedure for deep generative models, which can have either discrete or continuous latent variables, reweighted wake-sleep. It generalises and improves over the wake-sleep algorithm providing a lower bias and lower variance estimator of the log-likelihood and it's gradient, at the price of more samples from the inference network. We were able to train models to reach or improve upon the state of the art on several discrete data distributions (Caltech Silhouettes in the main paper, various smaller datasets from the UCI repository in the supplemental material). For the MNIST dataset we did not reach the current state of the art (85.23 ± 0.43 for RWS vs. ≈ 84.55 for a DBN). Yet, we could demonstrate that training directed models with reweighted wake-sleep results in competitive models that produce high quality samples and that are, in terms of test set log-likelihood, on par with the most powerful models and training methods in the literature. It is furthermore noteworthy to mention, that we were able to train fairly deep networks with up to 4 layers without layerwise pretraining, without carefully tuned learning schedules and other tricks to enhance learning. We found that even if the generator network uses SBN layers, better results can be obtained with an inference network that has more powerful layers, such as DARN or NADE. However, while our best models with autoregressive layers in the generative network were always

providing significantly better results than the models using SBN layers only, these models were always shallow with only one hidden layer. At this point it is unclear if this is due to optimization problems.

Acknowledgments

We would like to thank Laurent Dinh, Vincent Dumoulin and Li Yao for helpful discussions and the developers of Theano (Bergstra *et al.*, 2010; Bastien *et al.*, 2012) for their powerful software. We furthermore acknowledge CIFAR and Canada Research Chairs for funding and Compute Canada, and Calcul Québec for providing computational resources.

References

- Bastien, F., Lamblin, P., Pascanu, R., Bergstra, J., Goodfellow, I. J., Bergeron, A., Bouchard, N., and Bengio, Y. (2012). Theano: new features and speed improvements. Deep Learning and Unsupervised Feature Learning NIPS 2012 Workshop.
- Bengio, Y. (2009). *Learning deep architectures for AI*. Now Publishers.
- Bengio, Y. and Bengio, S. (2000). Modeling high-dimensional discrete data with multi-layer neural networks. In *NIPS'99*, pages 400–406. MIT Press.
- Bengio, Y., Mesnil, G., Dauphin, Y., and Rifai, S. (2013). Better mixing via deep representations. In *Proceedings of the 30th International Conference on Machine Learning (ICML'13)*. ACM.
- Bergstra, J., Breuleux, O., Bastien, F., Lamblin, P., Pascanu, R., Desjardins, G., Turian, J., Warde-Farley, D., and Bengio, Y. (2010). Theano: a CPU and GPU math expression compiler. In *Proceedings of the Python for Scientific Computing Conference (SciPy)*. Oral Presentation.
- Boulanger-Lewandowski, N., Bengio, Y., and Vincent, P. (2012). Modeling temporal dependencies in high-dimensional sequences: Application to polyphonic music generation and transcription. In *ICML'2012*.
- Cho, K., Raiko, T., and Ilin, A. (2013). Enhanced gradient for training restricted boltzmann machines. *Neural computation*, **25**(3), 805–831.
- Dayan, P. and Hinton, G. E. (1996). Varieties of helmholtz machine. *Neural Networks*, **9**(8), 1385–1403.
- Dayan, P., Hinton, G. E., Neal, R. M., and Zemel, R. S. (1995). The Helmholtz machine. *Neural computation*, **7**(5), 889–904.
- Frey, B. J. (1998). *Graphical models for machine learning and digital communication*. MIT Press.
- Gregor, K., Mnih, A., and Wierstra, D. (2014). Deep autoregressive networks. To appear.
- Hinton, G. E., Dayan, P., Frey, B. J., and Neal, R. M. (1995). The wake-sleep algorithm for unsupervised neural networks. *Science*, **268**, 1558–1161.
- Hinton, G. E., Osindero, S., and Teh, Y. (2006). A fast learning algorithm for deep belief nets. *Neural Computation*, **18**, 1527–1554.
- Kingma, D. P. and Welling, M. (2014a). Auto-encoding variational bayes. In *Proceedings of the International Conference on Learning Representations (ICLR)*.
- Kingma, D. P. and Welling, M. (2014b). Efficient gradient-based inference through transformations between bayes nets and neural nets. Technical report, arxiv:1402.0480.
- Larochelle, H. (2011). Binarized mnist dataset. [http://www.cs.toronto.edu/~larocheh/public/datasets/binarized_mnist/binarized_mnist_\[train|valid|test\].amat](http://www.cs.toronto.edu/~larocheh/public/datasets/binarized_mnist/binarized_mnist_[train|valid|test].amat).
- Larochelle, H. and Murray, I. (2011). The Neural Autoregressive Distribution Estimator. In *Proceedings of the Fourteenth International Conference on Artificial Intelligence and Statistics (AISTATS'2011)*, volume 15 of JMLR: W&CP.
- Mnih, A. and Gregor, K. (2014). Neural variational inference and learning in belief networks. In *Proceedings of the 31st International Conference on Machine Learning (ICML 2014)*. to appear.
- Murray, B. U. I. and Larochelle, H. (2014). A deep and tractable density estimator. In *ICML'2014*.
- Murray, I. and Salakhutdinov, R. (2009). Evaluating probabilities under high-dimensional latent variable models. In *NIPS'08*, volume 21, pages 1137–1144.
- Rezende, D. J., Mohamed, S., and Wierstra, D. (2014). Stochastic backpropagation and approximate inference in deep generative models. Technical report, arXiv:1401.4082.
- Salakhutdinov, R. and Murray, I. (2008). On the quantitative analysis of deep belief networks. In *Proceedings of the International Conference on Machine Learning*, volume 25.
- Saul, L. K., Jaakkola, T., and Jordan, M. I. (1996). Mean field theory for sigmoid belief networks. *Journal of Artificial Intelligence Research*, **4**, 61–76.

Supplement

Gradients for $p(\mathbf{x}, \mathbf{h})$

$$\begin{aligned}
\frac{\partial}{\partial \theta} \mathcal{L}_p(\theta, \mathbf{x} \sim \mathcal{D}) &= \frac{\partial}{\partial \theta} \log p_\theta(\mathbf{x}) = \frac{1}{p(\mathbf{x})} \frac{\partial}{\partial \theta} \sum_{\mathbf{h}} p(\mathbf{x}, \mathbf{h}) \\
&= \frac{1}{p(\mathbf{x})} \sum_{\mathbf{h}} p(\mathbf{x}, \mathbf{h}) \frac{\partial}{\partial \theta} \log p(\mathbf{x}, \mathbf{h}) \\
&= \frac{1}{p(\mathbf{x})} \sum_{\mathbf{h}} q(\mathbf{h} | \mathbf{x}) \frac{p(\mathbf{x}, \mathbf{h})}{q(\mathbf{h} | \mathbf{x})} \frac{\partial}{\partial \theta} \log p(\mathbf{x}, \mathbf{h}) \\
&= \frac{1}{p(\mathbf{x})} \mathbb{E}_{\mathbf{h} \sim q(\mathbf{h} | \mathbf{x})} \left[\frac{p(\mathbf{x}, \mathbf{h})}{q(\mathbf{h} | \mathbf{x})} \frac{\partial}{\partial \theta} \log p(\mathbf{x}, \mathbf{h}) \right] \\
&\simeq \frac{1}{\sum_k \omega_k} \sum_{k=1}^K \omega_k \frac{\partial}{\partial \theta} \log p(\mathbf{x}, \mathbf{h}^{(k)}) \\
&\text{with } \omega_k = \frac{p(\mathbf{x}, \mathbf{h}^{(k)})}{q(\mathbf{h}^{(k)} | \mathbf{x})} \text{ and } \mathbf{h}^{(k)} \sim q(\mathbf{h} | \mathbf{x})
\end{aligned} \tag{10}$$

Gradients for wake-q-learning

$$\begin{aligned}
\frac{\partial}{\partial \phi} \mathcal{L}_q(\phi, \mathbf{x} \sim \mathcal{D}) &= \frac{\partial}{\partial \phi} \sum_{\mathbf{h}} p(\mathbf{x}, \mathbf{h}) \log q_\phi(\mathbf{h} | \mathbf{x}) \\
&= \frac{1}{p(\mathbf{x})} \mathbb{E}_{\mathbf{h} \sim q(\mathbf{h} | \mathbf{x})} \left[\frac{p(\mathbf{x}, \mathbf{h})}{q(\mathbf{h} | \mathbf{x})} \frac{\partial}{\partial \phi} \log q_\phi(\mathbf{h} | \mathbf{x}) \right] \\
&\simeq \frac{1}{\sum_k \omega_k} \sum_{k=1}^K \omega_k \frac{\partial}{\partial \phi} \log q_\phi(\mathbf{h}^{(k)} | \mathbf{x})
\end{aligned} \tag{11}$$

Note that we arrive at the same learning gradients when we set out to minimize the $KL(p \parallel q)$ for a given datapoint \mathbf{x} :

$$\begin{aligned}
\frac{\partial}{\partial \phi} KL(p_\theta(\mathbf{h} | \mathbf{x}) \parallel q_\phi(\mathbf{h} | \mathbf{x})) &= \frac{\partial}{\partial \phi} \sum_{\mathbf{h}} p_\theta(\mathbf{h} | \mathbf{x}) \log \frac{p_\theta(\mathbf{h} | \mathbf{x})}{q_\phi(\mathbf{h} | \mathbf{x})} \\
&= - \sum_{\mathbf{h}} p_\theta(\mathbf{h} | \mathbf{x}) \frac{\partial}{\partial \phi} \log q_\phi(\mathbf{h} | \mathbf{x}) \\
&\simeq - \frac{1}{\sum_k \omega_k} \sum_{k=1}^K \omega_k \frac{\partial}{\partial \phi} \log q_\phi(\mathbf{h}^{(k)} | \mathbf{x})
\end{aligned} \tag{12}$$

Learning curves for selected MNIST experiments

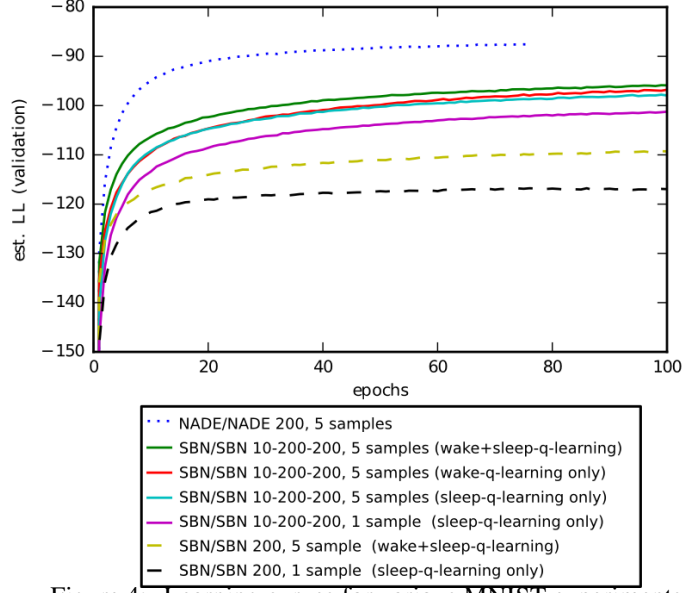


Figure 4: Learning curves for various MNIST experiments.

Bootstrapping based $\log(p(x))$ bias/variance analysis

Here we show the bias/variance analysis from Fig. 1 B (main paper) applied to the estimated $\log(p(x))$ wrt the number of test samples.

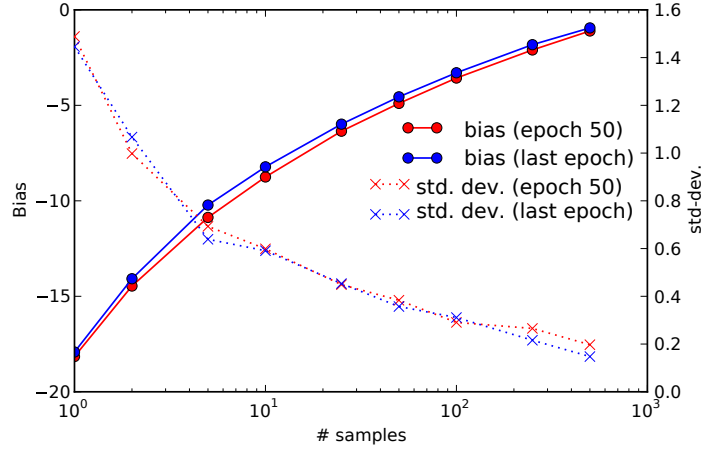


Figure 5: Bias and standard deviation of the low-sample estimated $\log(p(x))$ (bootstrapping with $K=5,000$ primary samples from a SBN/SBN 10-200-200 network trained on MNIST).

UCI binary datasets

We performed a series of experiments on 8 different binary datasets from the UCI database:

For each dataset we screened a limited hyperparameter space: The learning rate was set to a value in 0.001, 0.003, 0.01. For SBNs we always used $K=10$ training samples and we tried the following architectures: Two hidden layers with 10-50, 10-75, 10-100, 10-150 or 10-200 hidden units; and three hidden layers with 5-20-100, 10-50-100, 10-50-150, 10-50-200 or 10-100-300 hidden units.

We trained NADE/NADE models with $K=5$ training samples and one hidden layer with 30, 50, 75, 100 or 200 units in it. We also trained various NADE/NADE networks with two hidden layers, but they never converged to the highest log-likelihood.

Model	ADULT	CONNECT4	DNA	MUSHROOMS	NIPS-0-12	OCR-LETTERS	RCV1	WEB
FVSBN	13.17	12.39	83.64	10.27	276.88	39.30	49.84	29.35
NADE*	13.19	11.99	84.81	9.81	273.08	27.22	46.66	28.39
EoNADE⁺	13.19	12.58	82.31	9.68	272.38	27.31	46.12	27.87
RWS - SBN	13.65	12.68	90.63	9.90	272.54	29.99	46.16	28.18
hidden units	5-20-100	10-50-150	10-150	10-50-150	10-50-150	10-100-300	10-50-200	10-50-300
RWS - NADE	13.16	11.68	84.26	9.71	271.11	26.43		
hidden units	30	50	100	50	75	100		

Table 3: Results on various binary datasets from the UCI repository. The top two rows quote the baseline results from Larochelle & Murray (2011); the third row shows the baseline results taken from Uria, Murray, Larochelle (2014). (NADE*: 500 hidden units; EoNADE⁺: 1hl, 16 ord)