



Searches for electroweak production of charginos, neutralinos, and sleptons decaying to leptons and W, Z, and Higgs bosons in pp collisions at 8 TeV

The CMS Collaboration*

Abstract

Searches for the direct electroweak production of supersymmetric charginos, neutralinos, and sleptons in a variety of signatures with leptons and W, Z, and Higgs bosons are presented. Results are based on a sample of proton-proton collision data collected at center-of-mass energy $\sqrt{s} = 8$ TeV with the CMS detector in 2012, corresponding to an integrated luminosity of 19.5 fb^{-1} . The observed event rates are in agreement with expectations from the standard model. These results probe charginos and neutralinos with masses up to 720 GeV, and sleptons up to 260 GeV, depending on the model details.

Published in the European Physical Journal C as doi:10.1140/epjc/s10052-014-3036-7.

1 Introduction

Many searches for supersymmetry (SUSY) [1–5] carried out at the CERN Large Hadron Collider (LHC) have focused on models with cross sections dominated by the production of strongly interacting new particles in final states with high levels of hadronic activity [6–17]. Null results from these searches constrain the squarks and gluinos to be heavier than several hundred GeV. In contrast, in this paper, we describe searches motivated by the direct electroweak production of charginos $\tilde{\chi}^\pm$ and neutralinos $\tilde{\chi}^0$, mixtures of the SUSY partners of the gauge and Higgs bosons, and of sleptons $\tilde{\ell}$, the SUSY partners of leptons. These production modes may dominate at the LHC if the strongly interacting SUSY particles are heavy. The corresponding final states do not necessarily contain much hadronic activity and thus may have eluded detection.

The smaller cross sections typical of direct electroweak SUSY production require dedicated searches targeting the wide variety of possible signal topologies. Depending on the mass spectrum, the charginos and neutralinos can have significant decay branching fractions to leptons or W , Z , and Higgs bosons (H), yielding final states with at least one isolated lepton. Similarly, slepton pair production gives rise to final states with two leptons. In all these cases, and under the assumption of R-parity conservation [5], two stable, lightest SUSY particles (LSP) are produced, which are presumed to escape without detection, leading to significant missing transverse energy E_T^{miss} . We thus search for SUSY in a variety of final states with one or more leptons and E_T^{miss} .

The searches are based on a sample of proton-proton (pp) collision data collected at $\sqrt{s} = 8$ TeV with the Compact Muon Solenoid (CMS) detector at the LHC in 2012, corresponding to an integrated luminosity of 19.5 fb^{-1} . The study is an update of Ref. [18], with improvements to the analysis techniques and the addition of new signal scenarios and search channels. Similar studies in the two-lepton, three-lepton, and four-lepton final states have been performed by the ATLAS Collaboration [19–21]. The new-physics scenarios we consider are shown in Figs. 1–3. These figures are labeled using SUSY nomenclature, but the interpretation of our results can be extended to other new-physics models. In SUSY nomenclature, $\tilde{\chi}_1^0$ is the lightest neutralino, presumed to be the LSP, $\tilde{\chi}_2^0$ is a heavier neutralino, $\tilde{\chi}_1^\pm$ is the lightest chargino, and $\tilde{\ell}$ is a slepton. We also consider a model in which the gravitino (\tilde{G}) is the LSP.

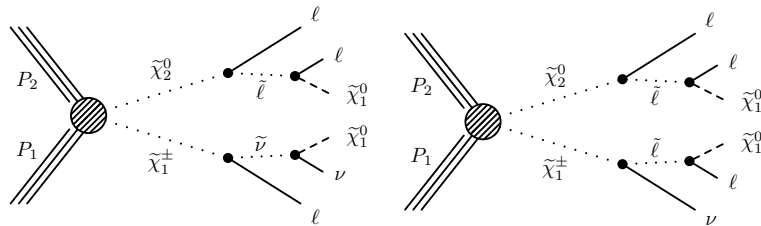


Figure 1: Chargino-neutralino pair production with decays mediated by sleptons and sneutrinos, leading to a three-lepton final state with missing transverse energy E_T^{miss} .

The results are interpreted considering each diagram in Figs. 1–3 individually. The masses of the new-physics particles are treated as independent parameters. SUSY models with a bino-like $\tilde{\chi}_1^0$ and wino-like $\tilde{\chi}_2^0$ and $\tilde{\chi}_1^\pm$ motivate the simplifying assumption $m_{\tilde{\chi}} \equiv m_{\tilde{\chi}_1^\pm} = m_{\tilde{\chi}_2^0}$ since these two gauginos belong to the same gauge group multiplet. We thus present results as a function of the common mass $m_{\tilde{\chi}}$ and the LSP mass $m_{\tilde{\chi}_1^0}$.

In the models shown in Figs. 1 and 3(left), the slepton mass $m_{\tilde{\ell}}$ is less than the common mass $m_{\tilde{\chi}}$, and the sleptons are produced in the decay chains of the charginos and neutralinos. The results in these scenarios also depend on the mass $m_{\tilde{\nu}}$ of the intermediate slepton (if left-handed, taken

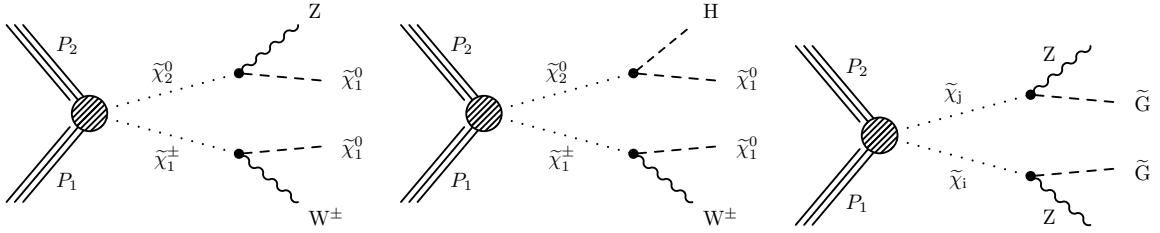


Figure 2: Chargino-neutralino production, with the chargino decaying to a W boson and the LSP, and with the neutralino decaying to (left) a Z boson and the LSP or (center) a Higgs boson and the LSP; (right) a GMSB model with higgsino pair production, with $\tilde{\chi}_i$ and $\tilde{\chi}_j$ indicating nearly mass-degenerate charginos and neutralinos, leading to the $ZZ + E_T^{\text{miss}}$ final state.

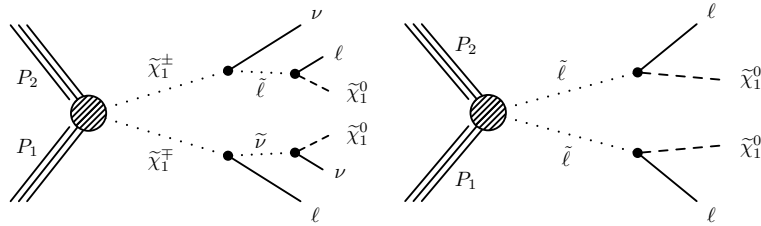


Figure 3: (left) Chargino, and (right) slepton pair production leading to opposite-sign lepton pairs with E_T^{miss} .

to be the same for its sneutrino ($\tilde{\nu}$), parametrized in terms of a variable $x_{\tilde{\ell}}$ as:

$$m_{\tilde{\ell}} = m_{\tilde{\nu}} = m_{\tilde{\chi}_1^0} + x_{\tilde{\ell}}(m_{\tilde{\chi}} - m_{\tilde{\chi}_1^0}), \quad (1)$$

where $0 < x_{\tilde{\ell}} < 1$. We present results for $x_{\tilde{\ell}} = 0.50$, i.e., the slepton mass equal to the mean of the LSP and the $\tilde{\chi}$ masses, and in some cases for more compressed spectra with $x_{\tilde{\ell}} = 0.05$ or 0.95 , i.e., the slepton mass close to either the LSP or the $\tilde{\chi}$ mass, respectively.

For the models in Fig. 2, we assume that sleptons are so massive that diagrams containing virtual or real sleptons in the chargino or neutralino decay process can be ignored. In Figs. 2(left) and 2(center), the chargino decays to a W boson and the LSP, while the neutralino may decay either to a Z or H boson and the LSP, with branching fractions that depend on model details. The H boson is identified with the lightest neutral CP-even state of extended Higgs sectors. The H boson is expected to have SM Higgs boson properties if all other Higgs bosons are much heavier [22]. We thus search in both the $WZ + E_T^{\text{miss}}$ and $WH + E_T^{\text{miss}}$ signatures. There is little sensitivity to the ZZ channel of Fig. 2(right) if the $\tilde{\chi}_2^0$ and $\tilde{\chi}_1^\pm$ are wino-like, in which case neutralino pair production is suppressed relative to neutralino-chargino production. Therefore, for the ZZ signature, we consider a specific gauge-mediated supersymmetry breaking (GMSB) model with higgsino next-to-lightest SUSY particles (NLSP) and a gravitino LSP [23–25], which enhances the $ZZ + E_T^{\text{miss}}$ production rate. In this model, the $\tilde{\chi}_2^0$ and $\tilde{\chi}_1^\pm$ particles are nearly mass degenerate with the $\tilde{\chi}_1^0$ NLSP, and each decay to the $\tilde{\chi}_1^0$ through the emission of low- p_T , undetected SM particles. The $\tilde{\chi}_1^0$ then decays to a Z boson and the gravitino LSP. The production of the $HH + E_T^{\text{miss}}$ and $ZH + E_T^{\text{miss}}$ final states is also possible in the GMSB model, depending on the character of the NLSP. These latter two final states are not considered in the current study.

Figure 3(left) depicts chargino pair production. For this process, each chargino can decay via either of the two modes shown. Thus, there are four different decay pairs, but all yield a similar final state, with two opposite-sign leptons and E_T^{miss} . For this model, we consider $x_{\tilde{\ell}} = 0.5$ only. Figure 3(right) illustrates slepton pair production, where each slepton decays to a lepton of the same flavor and to the LSP. We consider left- and right-handed slepton production separately,

and assume a universal mass for both the selectron and smuon. The results of this analysis are not sensitive to the direct production of τ -slepton pairs.

This paper is organized as follows. In Section 2, we describe the detector, data and simulated samples, and event reconstruction procedures. Section 3 presents a search based on the three-lepton final states of Figs. 1 and 2(left). A search based on the four-lepton final state, which is sensitive to the diagram of Fig. 2(right), is presented in Section 4. Section 5 describes a search in a channel with exactly two same-sign dileptons, which enhances sensitivity to the diagrams of Fig. 1 in cases where one of the three leptons is not identified. In Section 6 we present a search based on the $WZ/ZZ + E_T^{\text{miss}}$ signature, which is sensitive to the diagrams shown in Figs. 2(left) and 2(right). Section 7 presents a set of searches targeting $WH + E_T^{\text{miss}}$ production in the single-lepton, same-sign dilepton, and three-or-more-lepton channels, probing the diagram of Fig. 2(center). In Section 8, we present a search based on an opposite-sign, non-resonant dilepton pair (electrons and muons), which is sensitive to the processes of Fig. 3. Section 9 presents interpretations of these searches and Section 10 a summary.

2 Detector, trigger, and physics object selection

The central feature of the CMS apparatus is a superconducting solenoid, of 6 m internal diameter, providing a magnetic field of 3.8 T. Within the field volume are a silicon pixel and strip tracker, a crystal electromagnetic calorimeter, and a brass-scintillator hadron calorimeter. Muons are measured with gas-ionization detectors embedded in the steel flux-return yoke of the solenoid. A detailed description can be found in Ref. [26].

The origin of the coordinate system is the nominal interaction point. The x axis points to the center of the LHC ring and the y axis vertically upwards. The z axis lies in the direction of the counterclockwise proton beam. The polar angle θ is measured from the positive z axis, and the azimuthal angle ϕ (in radians) is measured in the x - y plane. The pseudorapidity η is defined by $\eta = -\ln[\tan(\theta/2)]$.

Events from pp interactions must satisfy the requirements of a two-level trigger system. The first level performs a fast selection of physics objects (jets, muons, electrons, and photons) above certain thresholds. The second level performs a full event reconstruction. The principal trigger used for the searches with two or more leptons is a dilepton trigger. It requires at least one electron or muon with transverse momentum $p_T > 17$ GeV and another with $p_T > 8$ GeV. The trigger used for the single-lepton final state requires a single electron (muon) with $p_T > 27$ (24) GeV. All leptons must satisfy $|\eta| < 2.4$.

Simulated event samples are used to study the characteristics of signal and standard model (SM) background processes, using the CTEQ6L1 [27] parton distribution functions. The main backgrounds are from top-quark pair ($t\bar{t}$), diboson, $Z + \text{jets}$, and $W + \text{jets}$ processes, depending on the channel considered. Most of the simulated SM background samples are produced with the MADGRAPH 5.1.5.4 [28] event generator, with parton showering and hadronization performed with the PYTHIA 6.4.26 [29] program. We use the most accurate calculations of the cross sections available, generally with next-to-leading-order (NLO) accuracy [30–32]. The detector response is modeled with the GEANT4 [33] library, followed by the same event reconstruction as used for data.

Signal samples are generated with the MADGRAPH 5.1.5.4 generator including up to two additional partons at the matrix element level. Parton showering, hadronization, and the decay of particles, including SUSY particles, are described with the PYTHIA 6.4.26 [29] program. Signal

cross sections are calculated at NLO+NLL using the RESUMMINO [34–36] calculation, where NLL refers to the next-to-leading-logarithmic precision. For the SUSY samples with a Higgs boson (H) in the final state, a mass of $m_H = 126$ GeV [37] is assumed, along with SM branching fractions. Here the H particle indicates the lightest neutral CP-even SUSY Higgs boson, which is expected to have SM-like properties if the other SUSY Higgs bosons are much heavier [22]. To reduce computational requirements, the simulation of detector response for signal samples is based on the CMS fast simulation program [38] in place of GEANT4.

Events are reconstructed using the particle-flow (PF) algorithm [39, 40], which provides a self-consistent global assignment of momenta and energies to the physics objects. Details of the reconstruction and identification procedures for electrons, muons, and photons are given in Refs. [41–43]. Lepton (e, μ) candidates are required to be consistent with the primary event vertex, defined as the vertex with the largest value of $\Sigma(p_T^{\text{track}})^2$, where the summation includes all tracks associated to a given vertex. In the searches with two or more leptons, events with an opposite-sign $ee, \mu\mu, \text{ or } e\mu$ pair with an invariant mass below 12 GeV are rejected in order to exclude quarkonia resonances, photon conversions, and low-mass continuum events. To reduce contamination due to leptons from heavy-flavor decay or misidentified hadrons in jets, leptons are required to be isolated and to have a transverse impact parameter with respect to the primary vertex satisfying $d_0 < 0.2$ mm. Electron and muon candidates are considered isolated if the ratio I_{rel} of the scalar sum of the transverse momenta of charged hadrons, photons, and neutral hadrons in a cone of $\Delta R = \sqrt{(\Delta\eta)^2 + (\Delta\phi)^2} = 0.3$ around the candidate, divided by the lepton p_T value, is less than 0.15. The requirements on the d_0 and I_{rel} variables are more stringent in the searches utilizing same-sign dileptons and are described in Section 5.

The “hadrons-plus-strips” algorithm [44], which combines PF photon and electron candidates to form neutral pions, and then the neutral pions with charged hadrons, is used to identify hadronically decaying τ -lepton candidates (τ_h).

Jets are reconstructed with the anti- k_T clustering algorithm [45] with a distance parameter of 0.5. We apply p_T - and η -dependent corrections to account for residual effects of non-uniform detector response [46]. A correction to account for multiple pp collisions within the same or a nearby bunch crossing (pileup interactions) is estimated on an event-by-event basis using the jet-area method described in Ref. [47], and is subtracted from the reconstructed jet p_T . We reject jets that are consistent with anomalous noise in the calorimeters [48]. Jets must satisfy $|\eta| < 2.5$ and $p_T > 30$ GeV and be separated by $\Delta R > 0.4$ from lepton candidates. The searches presented below make use of the missing transverse energy E_T^{miss} , where E_T^{miss} is defined as the modulus of the vector sum of the transverse momenta of all PF objects. The E_T^{miss} vector is the negative of that same vector sum. Similarly, some of the searches use the quantity H_T , defined as the scalar sum of jet p_T values.

Most signal topologies considered do not have jets from bottom quarks (“b jets”); for these topologies, events containing b jets are rejected to reduce the background from $t\bar{t}$ production. Jets originating from b quarks are identified using the combined secondary vertex algorithm (CSV) [49]. Unless otherwise stated, we use the “medium” working point, denoted CSV_M, which has an average b-jet tagging efficiency of 70%, light-quark jet misidentification rate of 1.5%, and c-quark jet misidentification rate of 20% for jets with a p_T value greater than 60 GeV. Corrections are applied to simulated samples to match the expected efficiencies and misidentification rates measured in data. With the exception of the searches described in Sections 5 and 7, the searches reject events containing CSV_M-identified b jets with $p_T > 30$ GeV.

3 Search in the three-lepton final state

Three-lepton channels have sensitivity to models with signatures like those shown in Figs. 1 and 2. For the three-lepton search, we use reconstructed electrons, muons, and τ_h leptons, all within $|\eta| < 2.4$, requiring that there be exactly three leptons in an event. There must be at least one electron or muon with $p_T > 20$ GeV. Other electrons or muons must have $p_T > 10$ GeV. At most one τ_h candidate is allowed and it must have $p_T > 20$ GeV. Events with multiple τ_h leptons have large backgrounds and are not considered in the present analysis. The principal backgrounds are from WZ diboson production with three genuine isolated leptons that are “prompt” (created at the primary vertex), and from $t\bar{t}$ production with two genuine prompt leptons and a third non-prompt lepton that is misclassified as prompt.

Events are required to have $E_T^{\text{miss}} > 50$ GeV. We consider events both with and without an opposite-sign-same-flavor (OSSF) electron or muon pair. Events with an OSSF pair are characterized by the invariant mass $M_{\ell\ell}$ of the pair and by the transverse mass $M_T \equiv \sqrt{2E_T^{\text{miss}}p_T^\ell[1 - \cos(\Delta\phi)]}$ formed from the E_T^{miss} vector, the transverse momentum p_T^ℓ of the remaining lepton, and the corresponding difference $\Delta\phi$ in azimuthal angle. For the three-muon and three-electron events, the OSSF pair with $M_{\ell\ell}$ closer to the Z mass is used. For events without an OSSF pair, which might arise from events with a $Z \rightarrow \tau\tau$ decay, $M_{\ell\ell}$ is calculated by combining opposite-sign leptons and choosing the pair closest to the corresponding mean dilepton mass determined from $Z \rightarrow \tau\tau$ simulation (50 GeV for an $e\mu$ pair, and 60 GeV for a $\tau_h\mu$ or $\tau_h e$ pair).

Events are examined in exclusive search regions (“bins”) based on their values of $M_{\ell\ell}$, E_T^{miss} , and M_T , as presented below. The $M_{\ell\ell}$ regions for OSSF dilepton pairs are $M_{\ell\ell} < 75$ GeV (“below-Z”), $75 < M_{\ell\ell} < 105$ GeV (“on-Z”), and $M_{\ell\ell} > 105$ GeV (“above-Z”). Further event classification is in E_T^{miss} bins of 50–100, 100–150, 150–200, and >200 GeV. Finally, the M_T regions are <120 , 120–160, and >160 GeV.

3.1 Background estimation

The main backgrounds in this search are due to WZ and $t\bar{t}$ production, while the background from events with $Z + \text{jets}$ and Drell-Yan production is strongly suppressed by the requirement on E_T^{miss} . The evaluation of these backgrounds is described in Sections 3.1.1 and 3.1.2. Less important backgrounds from ZZ production and from rare SM processes such as $t\bar{t}Z$, $t\bar{t}W$, $t\bar{t}H$, and triboson production are estimated from simulation using leading-order (LO) generators and are normalized to the NLO production cross sections [50–52]. A 50% systematic uncertainty is assigned to these backgrounds to account both for the theoretical uncertainty of the cross section calculation and for the differences of the ratio between the LO and NLO cross sections as a function of various physical observables [50].

The systematic uncertainty for backgrounds determined using data control samples is estimated from the difference between the predicted and genuine yields when the methods are applied to simulation.

3.1.1 Background due to WZ production

The three-lepton analysis relies on the E_T^{miss} and M_T variables to discriminate between signal and background. The largest background is from WZ production. For our previous study [18], based on the CMS data collected in 2011, we calibrated the hadronic recoil of the WZ system using a generalization of the Z-recoil method discussed in Ref. [53]. This calibration led to corrections to the E_T^{miss} and M_T distributions in simulated WZ events. For the data collected

in 2012, the rate of pileup interactions increased. We therefore developed a second method, described below, designed to specifically account for jet activity and pileup. The two methods yield consistent results and have similar systematic uncertainties; hence we use the average prediction as our WZ background estimate.

In the new method, we subdivide the E_T^{miss} distribution in a Z + jets sample as a function of H_T and of the number of reconstructed vertices in the event. A large number of vertices corresponds to large pileup, which causes extraneous reconstruction of energy, degrading the E_T^{miss} resolution. Larger H_T implies greater jet activity, which degrades the E_T^{miss} resolution as a consequence of the possible jet energy mismeasurement.

In a given two-dimensional bin of the number of reconstructed vertices and H_T , the x and y components of E_T^{miss} are found to be approximately Gaussian. Therefore the E_T^{miss} distribution is expected to follow the Rayleigh distribution, given by:

$$p(E_T^{\text{miss}}) = \sum_{ij} W_{ij} \frac{E_T^{\text{miss}}}{\sigma_{ij}^2} e^{-(E_T^{\text{miss}})^2/2\sigma_{ij}^2}, \quad (2)$$

where i represents the number of vertices in the event, j is the H_T bin number, W_{ij} is the fraction of events in the bin, and σ_{ij} characterizes the E_T^{miss} resolution. We then adjust the σ_{ij} terms in simulation to match those found in data. The magnitude of the correction varies from a few percent to as high as 30%. To evaluate a systematic uncertainty for this procedure, we vary the level of E_T^{miss} smearing and determine the migration between different E_T^{miss} and M_T bins in the simulated WZ sample. We find the uncertainty of the WZ background to be 20–35%, depending on the search region. The final WZ estimate is obtained by normalizing the corrected E_T^{miss} and M_T shape to the theoretical cross section. The theoretical cross section is used to evaluate the SM background from WZ events because the contributions of signal events to WZ data control samples are expected to be significant.

3.1.2 Background due to non-prompt leptons

Non-prompt lepton backgrounds arise from Z + jets, Drell-Yan, $t\bar{t}$, and WW + jets events that have two genuine isolated prompt leptons. The third lepton can be a non-prompt lepton from a heavy-flavor decay that is classified as being prompt, or a hadron from a jet that is misidentified as a lepton. This background is estimated using auxiliary data samples. The probability for a non-prompt lepton to satisfy the isolation requirement ($I_{\text{rel}} < 0.15$) is measured in a data sample enriched with dijet events, and varies as a function of lepton p_T . Alternatively, the isolation probability is studied using Z-boson and $t\bar{t}$ -enriched data samples. These probabilities, applied to the three-lepton events with the isolation requirement on one of the leptons inverted, are used to estimate background due to such non-prompt leptons. We average the results of the two methods taking into account the precision of each method and the correlations between the individual inputs.

3.1.3 Background due to internal conversions

Another background, estimated from data, is due to events with a Z boson and an initial- or final-state photon in which the photon undergoes an asymmetric internal conversion, leading to a reconstructed three-lepton state [13]. To address this background, we measure the rates of $Z \rightarrow \ell^+\ell^-\gamma$ and $Z \rightarrow \ell^+\ell^-\ell^\pm$ events in an off-peak control region defined by $|M_{\ell\ell} - M_Z| > 15 \text{ GeV}$ and $E_T^{\text{miss}} < 50 \text{ GeV}$. The background estimate is obtained by multiplying the ratio of these rates by the measured rate of events with two leptons and a photon in the search regions. Note that external conversions are strongly suppressed by our electron selection requirements.

3.2 Three-lepton search results

Figure 4 shows the distribution of M_T versus $M_{\ell\ell}$ for data events with an ee or $\mu\mu$ OSSF pair, where the third lepton is either an electron or muon. The dashed lines delineate nine two-dimensional search regions in the M_T – $M_{\ell\ell}$ plane. The corresponding E_T^{miss} distributions are shown in comparison to the SM expectations in Fig. 5. Table 1 lists the results as a function of E_T^{miss} , M_T , and $M_{\ell\ell}$. The data are broadly consistent with SM expectations. In the search regions with $M_T > 160$ GeV and an on-Z OSSF dilepton pair, and in the search region with $M_T > 160$ GeV, $50 < E_T^{\text{miss}} < 100$ GeV, and a below-Z OSSF pair, the data exceed the expected background with a local significance at the level of approximately two standard deviations.

The corresponding results for $ee\mu$ and $e\mu\mu$ events without an OSSF pair, for events with a same-sign ee , $e\mu$, or $\mu\mu$ pair and one τ_h candidate, and for events with an opposite-sign $e\mu$ pair and one τ_h candidate, are presented in Appendix A. The different leptonic content in these search channels provides sensitivity to various classes of SUSY models (Section 9).

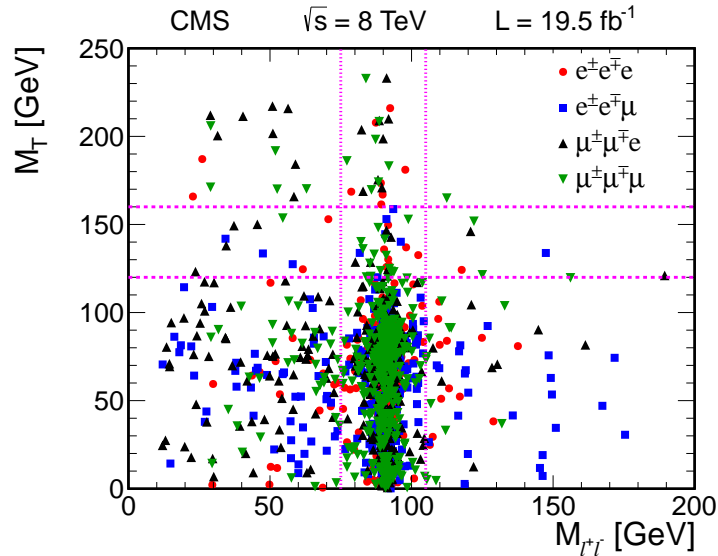


Figure 4: M_T versus $M_{\ell\ell}$ for three-lepton events in data with an ee or $\mu\mu$ OSSF dilepton pair, where the third lepton is either an electron or a muon. Events outside of the plotted range are not indicated.

4 Search in the four-lepton final state

As mentioned in the introduction, we interpret our four-lepton final state results in the context of a GMSB model, in combination with results from a study with two leptons and at least two jets, which is presented in Section 6. This situation motivates the use of four-lepton channels with at least one OSSF pair that is consistent with a Z boson decay. The data are binned in intervals of E_T^{miss} in order to discriminate between signal and background.

We use the same object selection as for the three-lepton final state, requiring exactly four leptons (electrons, muons, and at most one τ_h candidate). We require that there be an ee or $\mu\mu$ OSSF pair with an invariant mass within 15 GeV of the nominal Z boson mass. The background determination methods are also the same as described for the three-lepton final state. The main background, from ZZ production, is thus estimated from simulation, with corrections applied to the predicted E_T^{miss} spectrum as described in Section 3.1.1. Backgrounds from hadrons that

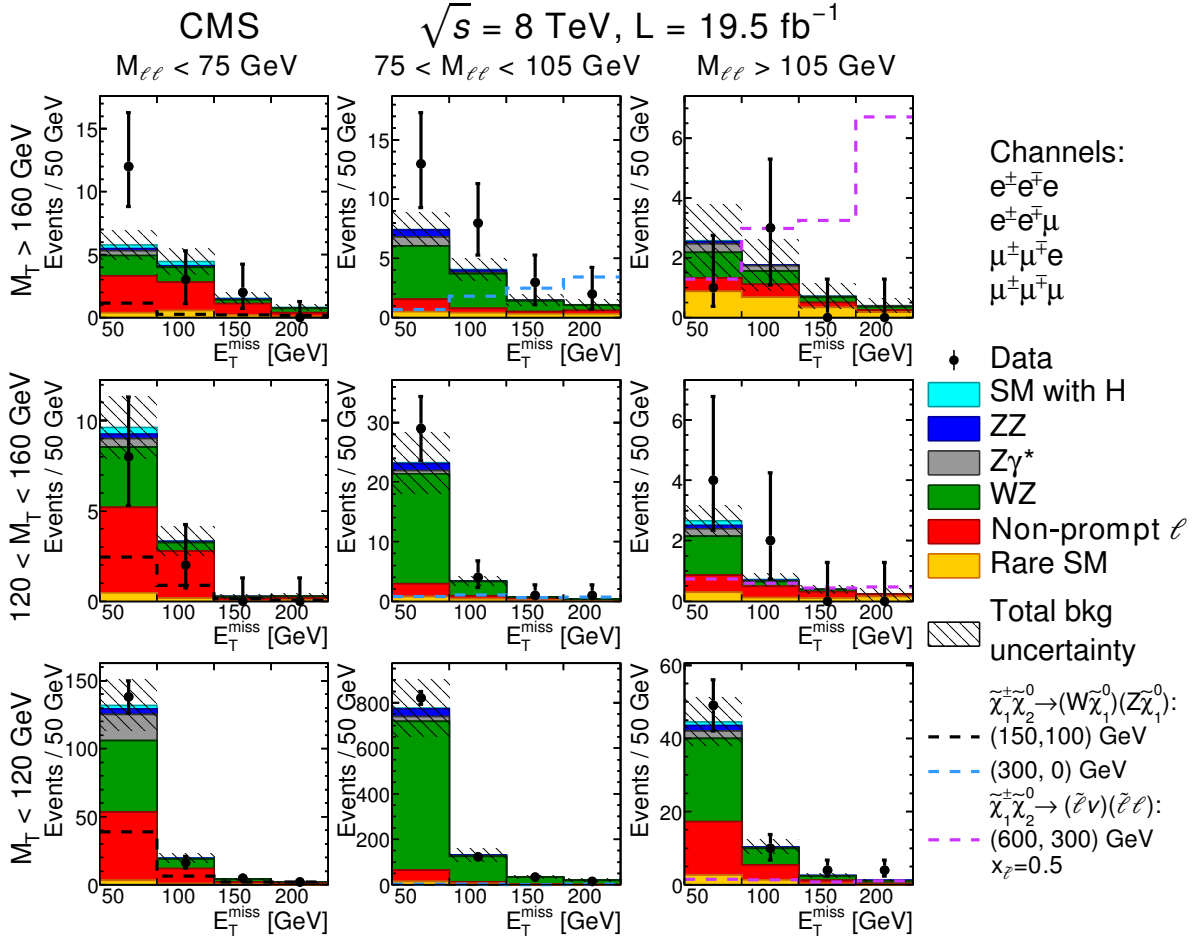


Figure 5: E_T^{miss} distributions, in bins of M_T and $M_{\ell\ell}$, for three-lepton events with an ee or $\mu\mu$ OSSF dilepton pair, where the third lepton is either an electron or a muon. The SM expectations are also shown. The E_T^{miss} distributions for example signal scenarios are overlaid. The first (second) number in parentheses indicates the value of $m_{\tilde{\chi}} (m_{\tilde{\chi}_1^0})$.

Table 1: Observed yields and SM expectations for three-lepton events with an ee or $\mu\mu$ OSSF pair, where the third lepton is either an electron or muon. The uncertainties include both the statistical and systematic components.

M_T (GeV)	E_T^{miss} (GeV)	$M_{\ell\ell} < 75 \text{ GeV}$		$75 < M_{\ell\ell} < 105 \text{ GeV}$		$M_{\ell\ell} > 105 \text{ GeV}$	
		Total bkg	Observed	Total bkg	Observed	Total bkg	Observed
>160	50–100	5.8 ± 1.1	12	7.5 ± 1.4	13	2.6 ± 1.2	1
	100–150	4.5 ± 1.1	3	4.0 ± 1.0	8	1.8 ± 0.9	3
	150–200	1.5 ± 0.4	2	1.5 ± 0.5	3	0.7 ± 0.4	0
	>200	0.81 ± 0.21	0	1.1 ± 0.4	2	0.40 ± 0.24	0
120–160	50–100	9.6 ± 1.7	8	23 ± 5	29	2.7 ± 0.5	4
	100–150	3.3 ± 0.8	2	3.4 ± 0.7	4	0.71 ± 0.22	2
	150–200	0.26 ± 0.10	0	0.72 ± 0.19	1	0.38 ± 0.14	0
	>200	0.29 ± 0.11	0	0.36 ± 0.12	1	0.24 ± 0.20	0
0–120	50–100	132 ± 19	138	776 ± 125	821	45 ± 7	49
	100–150	20 ± 4	16	131 ± 30	123	10.0 ± 1.9	10
	150–200	4.0 ± 0.8	5	34 ± 8	34	2.5 ± 0.5	4
	>200	1.9 ± 0.4	2	21 ± 7	14	1.2 ± 0.3	4

are misreconstructed as leptons or from non-prompt leptons are evaluated using control samples in the data as described in Section 3.1.2.

Table 2 summarizes the results. We consider events with exactly one OSSF pair and no τ_h candidate, with exactly one OSSF pair and one τ_h candidate, and with exactly two OSSF pairs and no τ_h candidate. The distribution of E_T^{miss} versus $M_{\ell\ell}$ for events without a τ_h candidate is presented in Fig. 26 of Appendix A.

5 Search in the same-sign two-lepton final state

Three-lepton final states are not sensitive to the chargino-neutralino pair production processes of Fig. 1 if one of the leptons is unidentified, not isolated, or outside the acceptance of the analysis. For small mass differences between the SUSY particle states in Fig. 1, one of the leptons might be too soft to be included in the analysis. Some of these otherwise-rejected events can be recovered by requiring only two leptons. These leptons should have the same sign (SS) to suppress the overwhelming background from opposite-sign lepton pairs.

We therefore perform a search for events with an SS lepton pair, using the selection and methodology presented in Ref. [17]. We require events to contain exactly one SS ee , $e\mu$, or $\mu\mu$ pair, where the e and μ candidates must satisfy $p_T > 20 \text{ GeV}$ and $|\eta| < 2.4$. To better reject background from fake leptons, we tighten the e (μ) isolation requirement to $I_{\text{rel}} < 0.09$ (0.10) and the d_0 requirement to 0.1 (0.05) mm.

Background from processes such as WZ and $t\bar{t}Z$ production is reduced by requiring $E_T^{\text{miss}} > 120 \text{ GeV}$. This background is further reduced by rejecting events that, after applying looser e and μ selection criteria, contain an OSSF pair within 15 GeV of the Z boson mass.

We evaluate the background from WZ events using simulated events and assign a 15% systematic uncertainty, which accounts for the difference between the observed and simulated yields in a WZ -event-enriched data control sample obtained by inverting the Z -boson veto. A second background is from events containing a prompt lepton from a W boson decay and a genuine lepton of the same sign from heavy-flavor decay or a misidentified hadron (mainly from $t\bar{t}$

Table 2: Observed yields and SM expectations for exclusive channels of four-lepton final states. All categories require four leptons including an OSSF (ee or $\mu\mu$) pair consistent with a Z boson. The three sections refer, respectively, to events with one OSSF pair and no τ_h candidate, one OSSF pair and one τ_h candidate, and two OSSF pairs and no τ_h candidate. The uncertainties include both the statistical and systematic components.

E_T^{miss} (GeV)	Observed	Total background
1 OSSF pair, 0 τ_h		
0–30	1	2.3 ± 0.6
30–50	3	1.2 ± 0.3
50–100	2	1.5 ± 0.4
>100	2	0.8 ± 0.3
1 OSSF pair, 1 τ_h		
0–30	33	25 ± 12
30–50	11	11 ± 3.1
50–100	9	9.3 ± 1.9
>100	2	2.9 ± 0.6
2 OSSF pairs, 0 τ_h		
0–30	142	149 ± 46
30–50	25	28 ± 11
50–100	4	4.5 ± 2.7
>100	1	0.8 ± 0.3

events). We evaluate this background by determining the probability for a loosely identified electron or muon to satisfy the selection criteria in a background-enriched control region [17]. We assign a 50% systematic uncertainty to this background based on the difference in sample composition between the control regions used to measure this probability and the signal regions. A third background is from events with two opposite-sign leptons, in which one of the leptons is an electron with an incorrect charge assignment caused by severe bremsstrahlung. To evaluate this background, we select opposite-sign events that satisfy the selection, weighted by the probability of electron-charge misassignment, determined using $Z \rightarrow ee$ events. Finally, background from rare SM processes, such as those described in Section 3.1, is estimated from simulation and assigned an uncertainty of 50%.

Two search regions are defined, one by $E_T^{\text{miss}} > 200 \text{ GeV}$, and the other by $120 < E_T^{\text{miss}} < 200 \text{ GeV}$ and $N_{\text{jets}} = 0$, where N_{jets} for this purpose denotes the number of jets with $p_T > 40 \text{ GeV}$ and $|\eta| < 2.5$. The jet veto enhances the sensitivity to the signal models targeted here by suppressing backgrounds with large hadronic activity, such as $t\bar{t}$ events.

The observed yields and corresponding SM expectations are given in Table 3. Results are presented both with and without the veto of events with a third selected lepton. The distribution of E_T^{miss} in comparison with the SM expectation is shown in Fig. 6, along with the observations and expectations in each search region. The interpretation, presented in Section 9, is based on the two signal regions defined above, and includes the third lepton veto in order to simplify combination with the results of the three-lepton search.

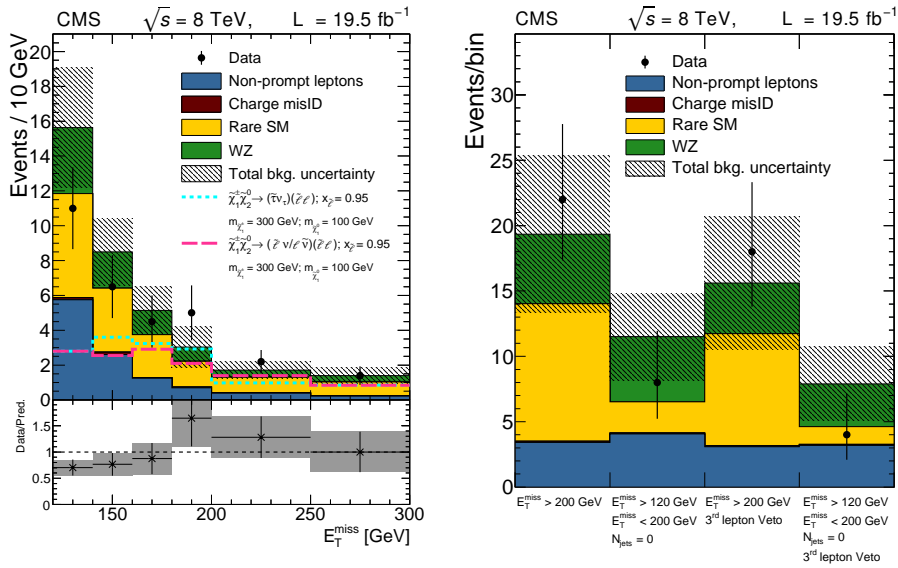


Figure 6: (left) E_T^{miss} distribution for same-sign dilepton candidates in comparison with the SM expectations. The bottom panel shows the ratio and corresponding uncertainty of the observed and total SM expected distributions. The third lepton veto is not applied. The distributions of example signal scenarios are overlaid. (right) Observed yields and expected backgrounds for the different search regions. In both plots, events with $E_T^{\text{miss}} > 120$ GeV are displayed, and the hashed band shows the combined statistical and systematic uncertainties of the total background.

Table 3: Observed yields and SM expectations for the same-sign dilepton search, with and without a veto on the presence of a third lepton. The uncertainties include both the statistical and systematic components. The N_{jets} variable refers to the number of jets with $p_T > 40$ GeV and $|\eta| < 2.5$.

Sample	$E_T^{\text{miss}} > 200$ GeV	$E_T^{\text{miss}} 120\text{--}200$ GeV $N_{\text{jets}} = 0$	$E_T^{\text{miss}} > 200$ GeV 3 rd lepton veto	$E_T^{\text{miss}} 120\text{--}200$ GeV $N_{\text{jets}} = 0$ 3 rd lepton veto
Non-prompt leptons	3.4 ± 1.9	4.1 ± 2.2	3.1 ± 1.7	3.2 ± 1.7
Charge misidentification	0.09 ± 0.01	0.08 ± 0.01	0.09 ± 0.01	0.07 ± 0.01
Rare SM	10.5 ± 5.7	2.4 ± 2.4	8.6 ± 4.8	1.4 ± 2.1
WZ	5.3 ± 0.8	5.0 ± 0.8	3.9 ± 0.6	3.3 ± 0.5
Total background	19.4 ± 6.0	11.5 ± 3.3	15.6 ± 5.1	7.9 ± 2.8
Data	22	8	18	4

6 Search in the $WZ/ZZ + E_T^{\text{miss}}$ final state with two leptons and two jets

The three- and four-lepton searches described above are sensitive not only to the processes of Fig. 1, but also to those of Fig. 2, with on-shell or off-shell vector bosons. In this section, we describe a search for events with two leptons consistent with a Z boson and at least two jets ($Z + dijet$), which extends the sensitivity to some of the processes of Fig. 2. Specifically, we select events in which an on-shell Z boson decays to either an e^+e^- or $\mu^+\mu^-$ pair, while an on-shell W boson or another on-shell Z boson decays to two jets. The object selection and background determination procedures are based on those presented in Ref. [9]: both leptons must have $p_T > 20$ GeV and the dilepton invariant mass must be consistent with the Z boson

mass to within 10 GeV. At least two jets with $p_T > 30$ GeV are required. Events with a third lepton are rejected in order to reduce the background from WZ production.

Following the lepton and jet selection, the dominant background is from Z + jets events. This background is strongly suppressed by requiring large values of E_T^{miss} , leaving $t\bar{t}$ production as the dominant background. The $t\bar{t}$ background is reduced by a factor of ~ 10 by applying the veto on events with b jets mentioned in Section 2. Background from $t\bar{t}$ and Z + jets events is reduced further by requiring the dijet mass M_{jj} formed from the two highest p_T jets to be consistent with a W or Z boson, namely $70 < M_{jj} < 110$ GeV.

For the remaining background from Z + jets events, significant E_T^{miss} arises primarily because of the mismeasurement of jet p_T . We evaluate this background using a sample of γ + jets events as described in Ref. [9], accounting for the different kinematic properties of the events in the control and signal samples.

The remaining background other than that from Z + jets events is dominated by $t\bar{t}$ production, but includes events with WW, single-top-quark, and $\tau\tau$ production. This background is characterized by equal rates of $ee + \mu\mu$ versus $e\mu$ events and so is denoted “flavor symmetric” (FS). To evaluate the FS background, we use an $e\mu$ control sample, and correct for the different electron vs. muon selection efficiencies. The SM backgrounds from events with WZ and ZZ production are estimated from simulation and assigned uncertainties based on comparisons with data in control samples with exactly three leptons (WZ control sample) and exactly four leptons (ZZ control sample), and at least two jets. Background from rare SM processes with $t\bar{t}Z$, ZZZ, ZZW, and ZWW production is determined from simulation with an assigned uncertainty of 50%. The background estimation methodology is validated in a signal-depleted control region, defined by $M_{jj} > 110$ GeV, which is orthogonal to the search region. The observed yields are found to be consistent with the expected backgrounds in this control region.

The results are presented in Table 4. The five exclusive intervals with $E_T^{\text{miss}} > 80$ GeV are treated as signal regions in the interpretations presented in Section 9. Figure 7 displays the observed E_T^{miss} and dilepton mass distributions compared with the sum of the expected backgrounds.

7 Searches in the $WH + E_T^{\text{miss}}$ final state

The recent observation of a Higgs boson [54–56] offers the novel possibility to perform beyond-the-SM searches by exploiting the measured properties of this particle. In particular, the heavy neutralinos are expected to decay predominantly via a Higgs boson in large regions of SUSY parameter space, and in this section we report searches for such decays.

Three exclusive final states sensitive to the process of Fig. 2(center) are considered here. In all searches, the W boson is required to decay leptonically. A search in the single-lepton final state provides sensitivity to events in which the Higgs boson decays to a $b\bar{b}$ pair. A search in the same-sign dilepton final state targets events with the decay $H \rightarrow W^+W^-$ in which one of the W bosons decays leptonically and the other hadronically. The results of the CMS inclusive multilepton search [57] are reinterpreted, covering final states with at least three leptons. It is used to target the decays $H \rightarrow W^+W^-$, $H \rightarrow ZZ$, and $H \rightarrow \tau^+\tau^-$, where the W and Z bosons, and the τ lepton, decay leptonically. The results from these searches are combined to place limits on the production of the $WH + E_T^{\text{miss}}$ final state.

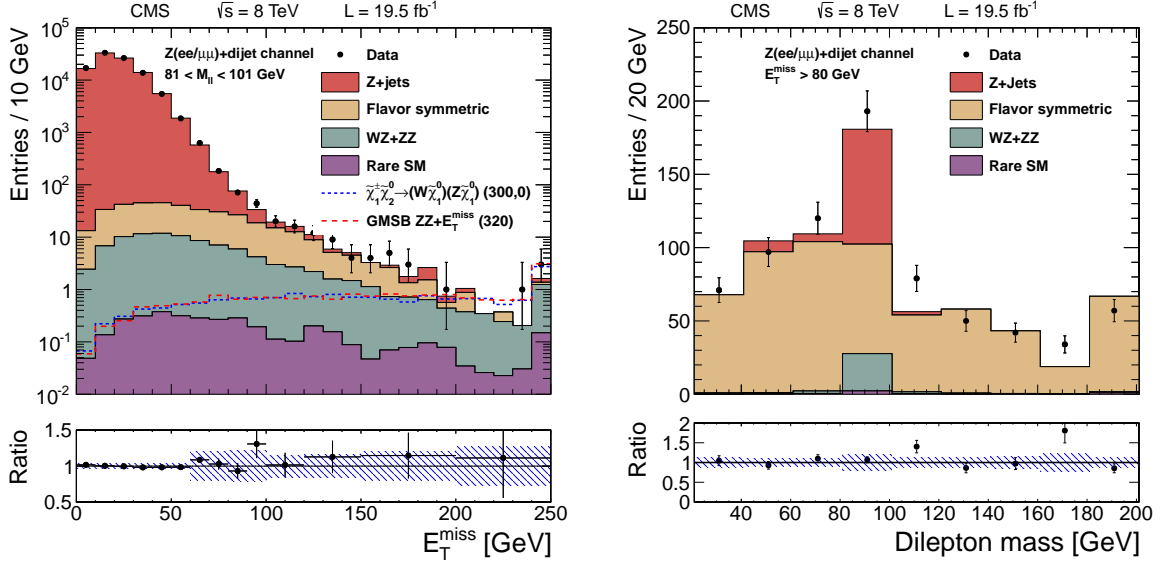


Figure 7: Distributions for Z + dijet events in comparison with SM expectations: (left) E_T^{miss} distribution for events with the dilepton invariant mass satisfying $81 < M_{\ell\ell} < 101$ GeV; expected results for two signal scenarios are overlaid, (right) $M_{\ell\ell}$ distribution for $E_T^{\text{miss}} > 80$ GeV. The ratio of the observed to predicted yields in each bin is shown in the lower panels. The error bars indicate the statistical uncertainties of the data and the shaded band the total background uncertainty.

7.1 Search in the single-lepton final state

7.1.1 Overview of the search

In this section we report the results from a search for $\tilde{\chi}_1^\pm \tilde{\chi}_2^0 \rightarrow (W\tilde{\chi}_1^0)(H\tilde{\chi}_1^0) \rightarrow \ell\nu b\bar{b} + E_T^{\text{miss}}$ events. Previous searches involving the $H \rightarrow b\bar{b}$ decay mode, corresponding to the largest SM branching fraction (56%) [58], have targeted the associated production with a leptonically decaying W boson [59]. In the present search, we impose additional kinematic requirements on E_T^{miss} and related quantities. These requirements strongly suppress both the SM backgrounds and the SM production of a Higgs boson while retaining efficiency for the SUSY signal. This search is an extension of a search for direct top-squark pair production [14], which targets events with a single lepton, at least four jets, and E_T^{miss} , with similar object selection and analysis methodology. The final state considered here is similar, except that we expect only two jets.

Events are required to contain a single lepton, exactly two b jets, and E_T^{miss} . The largest background arises from $t\bar{t}$ production, due both to semileptonic $t\bar{t}$ events and to events where both top quarks decay leptonically but one lepton is not identified. Events with W + jets production also constitute an important source of background. The SM backgrounds are suppressed using several kinematic requirements based on large values of E_T^{miss} . Signal regions are defined by successively tighter requirements on E_T^{miss} . The signal is expected to produce a peak in the dijet mass spectrum at $M_{b\bar{b}} = m_H$.

7.1.2 Event selection

Events are required to contain exactly one electron (muon) with $p_T > 30$ (25) GeV and $|\eta| < 1.4442$ (2.1). Electrons are restricted to the central region of the detector for consistency with the search for top-squarks [14]. There must be exactly two jets with $|\eta| < 2.4$ and no jets with $2.4 < |\eta| < 4.7$. This latter requirement substantially reduces the $t\bar{t} \rightarrow \ell + \text{jets}$ background,

Table 4: Observed yields and SM expectations, in bins of E_T^{miss} , for the Z + dijet analysis. The total background is the sum of the Z + jets background, the flavor-symmetric (FS) background, and the WZ, ZZ, and rare SM backgrounds. All uncertainties include both the statistical and systematic components. The expected yields for the WZ + E_T^{miss} model with $m_{\tilde{\chi}} = 300$ GeV and $m_{\tilde{\chi}_1^0} = 0$ GeV, and the GMSB ZZ + E_T^{miss} model with $\mu = 320$ GeV (see Section 9.3) are also indicated.

Sample	E_T^{miss} 0–30 GeV	E_T^{miss} 30–60 GeV	E_T^{miss} 60–80 GeV	E_T^{miss} 80–100 GeV
Z + jets bkg	75839 ± 3042	21234 ± 859	690 ± 154	65 ± 22
FS bkg	70 ± 12	97 ± 16	48.3 ± 8.3	35.2 ± 6.2
WZ bkg	16.1 ± 8.1	27 ± 14	11.8 ± 5.9	6.8 ± 3.4
ZZ bkg	2.9 ± 1.4	6.0 ± 3.0	3.3 ± 1.7	2.8 ± 1.4
Rare SM bkg	0.5 ± 0.2	1.0 ± 0.5	0.6 ± 0.3	0.5 ± 0.2
Total bkg	75929 ± 3042	21364 ± 859	754 ± 154	110 ± 23
Data	76302	20991	809	115
WZ + E_T^{miss} (300/0)	0.6 ± 0.1	1.4 ± 0.1	1.2 ± 0.1	1.3 ± 0.1
GMSB (320)	0.5 ± 0.0	1.5 ± 0.1	1.4 ± 0.1	1.4 ± 0.1
Sample	E_T^{miss} 100–120 GeV	E_T^{miss} 120–150 GeV	E_T^{miss} 150–200 GeV	E_T^{miss} > 200 GeV
Z + jets bkg	7.8 ± 3.1	3.7 ± 1.6	2.0 ± 1.0	0.4 ± 0.3
FS bkg	21.9 ± 4.0	13.2 ± 2.5	5.7 ± 1.6	0.8 ± 0.4
WZ bkg	3.7 ± 1.9	2.9 ± 1.5	1.9 ± 0.9	0.9 ± 0.4
ZZ bkg	1.8 ± 0.9	1.9 ± 0.9	1.4 ± 0.7	1.3 ± 0.7
Rare SM bkg	0.2 ± 0.1	0.4 ± 0.2	0.4 ± 0.2	0.3 ± 0.1
Total bkg	35.4 ± 5.5	22.2 ± 3.5	11.3 ± 2.2	3.6 ± 1.0
Data	36	25	13	4
WZ + E_T^{miss} (300/0)	1.5 ± 0.1	2.3 ± 0.1	3.4 ± 0.1	5.2 ± 0.2
GMSB (320)	1.4 ± 0.1	2.2 ± 0.1	3.9 ± 0.1	5.7 ± 0.2

which typically has four jets. The two selected jets must satisfy the CSVM b-tagging criteria and have $p_T > 30$ GeV. We require $M_T > 100$ GeV, which primarily rejects backgrounds with a single $W \rightarrow \ell\nu$ decay and no additional E_T^{miss} , such as $t\bar{t} \rightarrow \ell + \text{jets}$, $W + \text{jets}$, and SM $WH \rightarrow \ell\nu b\bar{b}$ events, and single-top-quark events in the t and s channels. To suppress the dilepton $t\bar{t}$ backgrounds, events with an isolated high- p_T track or τ_h candidate are rejected.

Further suppression of the $t\bar{t}$ backgrounds is achieved by using the M_{T2}^{bl} variable [60], which is defined as the minimum “mother” particle mass compatible with the four-momentum of the lepton, b-tagged jets, and E_T^{miss} . It has an endpoint at the top-quark mass for $t\bar{t}$ events without mismeasurement effects, while signal events may have larger values. We require $M_{T2}^{\text{bl}} > 200$ GeV.

The dijet mass $M_{b\bar{b}}$ formed from the two selected jets is required to satisfy $100 < M_{b\bar{b}} < 150$ GeV. This requirement has an efficiency of about 80% for signal events.

7.1.3 Backgrounds and their estimation methodology

Backgrounds are grouped into six categories. The largest background arises from $t\bar{t}$ events and from single-top-quark production in the tW channel, in which both W bosons decay leptonically (dilepton top-quark background). Backgrounds from $t\bar{t}$ and single-top-quark production with one leptonically decaying W boson are referred to as the single-lepton top-quark background. Backgrounds from WZ production, where the W boson decays leptonically and the Z boson decays to a $b\bar{b}$ pair, are referred to as the $WZ \rightarrow \ell\nu b\bar{b}$ background. Backgrounds from W bosons produced in associated production with a $b\bar{b}$ pair are referred to as the $W + b\bar{b}$ background, while production of W bosons with other partons constitutes the $W + \text{light-flavor jets}$

background. Finally, the “rare background” category consists of processes with two top quarks and a W , Z or Higgs boson, as well as diboson, triboson, Z + jets, and SM $WH \rightarrow \ell\nu b\bar{b}$ events. The Z + jets process has a large cross section but is included in the rare background category because its contribution is very small after the signal-region requirements are imposed. With the exception of the W + light-flavor jets background, the background estimation is based on simulation.

The simulation is validated in three data control regions (CR) that are enriched in different background components. A data sample enriched in W + light-flavor jets is obtained by vetoing events with b -tagged jets (CR-0b). A data sample enriched in the dilepton top-quark background is obtained by requiring either exactly two leptons satisfying the lepton selection criteria, or one such lepton and an isolated high- p_T track (CR-2 ℓ). Finally, the $M_{b\bar{b}}$ requirement is inverted to obtain a data sample (CR- $M_{b\bar{b}}$) consisting of a mixture of backgrounds with similar composition as the signal region.

The agreement between the data and the simulation in the three data control regions is used to determine scale factors and uncertainties for the background predictions. In CR-2 ℓ , the data are found to agree with the predictions from simulation, which are dominated by the dilepton top-quark background. A 40% uncertainty is assessed on the dilepton top-quark background, based on the limited statistical precision of the event sample after applying all the kinematical requirements. Correction factors of 0.8 ± 0.3 , 1.2 ± 0.5 , and 1.0 ± 0.6 are evaluated for the $WZ \rightarrow \ell\nu b\bar{b}$, $W + b\bar{b}$, and single-lepton top-quark backgrounds, respectively, based on studies of the CR- $M_{b\bar{b}}$ and CR-0b samples. The rare backgrounds are taken from simulation with a 50% systematic uncertainty.

The W + light-flavor jets background prediction is evaluated using the CR-0b sample, using the b -tagging misidentification rate for light flavor jets predicted by simulation. This rate includes all flavors except b quarks. The uncertainty is 40%, due to uncertainties in the b -tagging misidentification rate and its variation with jet p_T .

7.1.4 Results

Four overlapping signal regions are defined by the requirements $E_T^{\text{miss}} > 100, 125, 150$, and 175 GeV. In general, signal regions with tighter E_T^{miss} requirements are more sensitive to signal scenarios with larger mass differences $m_{\tilde{\chi}} - m_{\tilde{\chi}_1^0}$. The results for these signal regions are summarized in Table 5. The data are seen to agree with the background predictions to within the uncertainties. The expected yields for several signal scenarios are indicated, including systematic uncertainties that are discussed in Section 9. The distributions of $M_{b\bar{b}}$ are displayed in Fig. 8. No evidence for a peak at $M_{b\bar{b}} = m_H$ is observed.

7.2 Search in the same-sign dilepton final state

The object selection and background estimation methodology for the SS dilepton search follow those presented in Section 5. We define the quantity $M_{\ell jj}$ as the three-body invariant mass of the system obtained by combining the two highest p_T jets in an event with the lepton closest to the dijet axis. Signal events peak below m_H , due to the undetected neutrino, as shown in Fig. 9. Background events generally have larger values of $M_{\ell jj}$. Events are required to satisfy $M_{\ell jj} < 120$ GeV.

We require the presence of exactly two SS leptons (ee , $\mu\mu$, or $e\mu$), each with $p_T > 20$ GeV, and of either exactly two or exactly three jets, each with $p_T > 30$ GeV. The E_T^{miss} value must exceed 40 GeV. To suppress $t\bar{t}$ background, events with a “tight” CSV b jet or with two or more “loose” CSV b jets are rejected, where the tight (loose) CSV working point corresponds to an efficiency

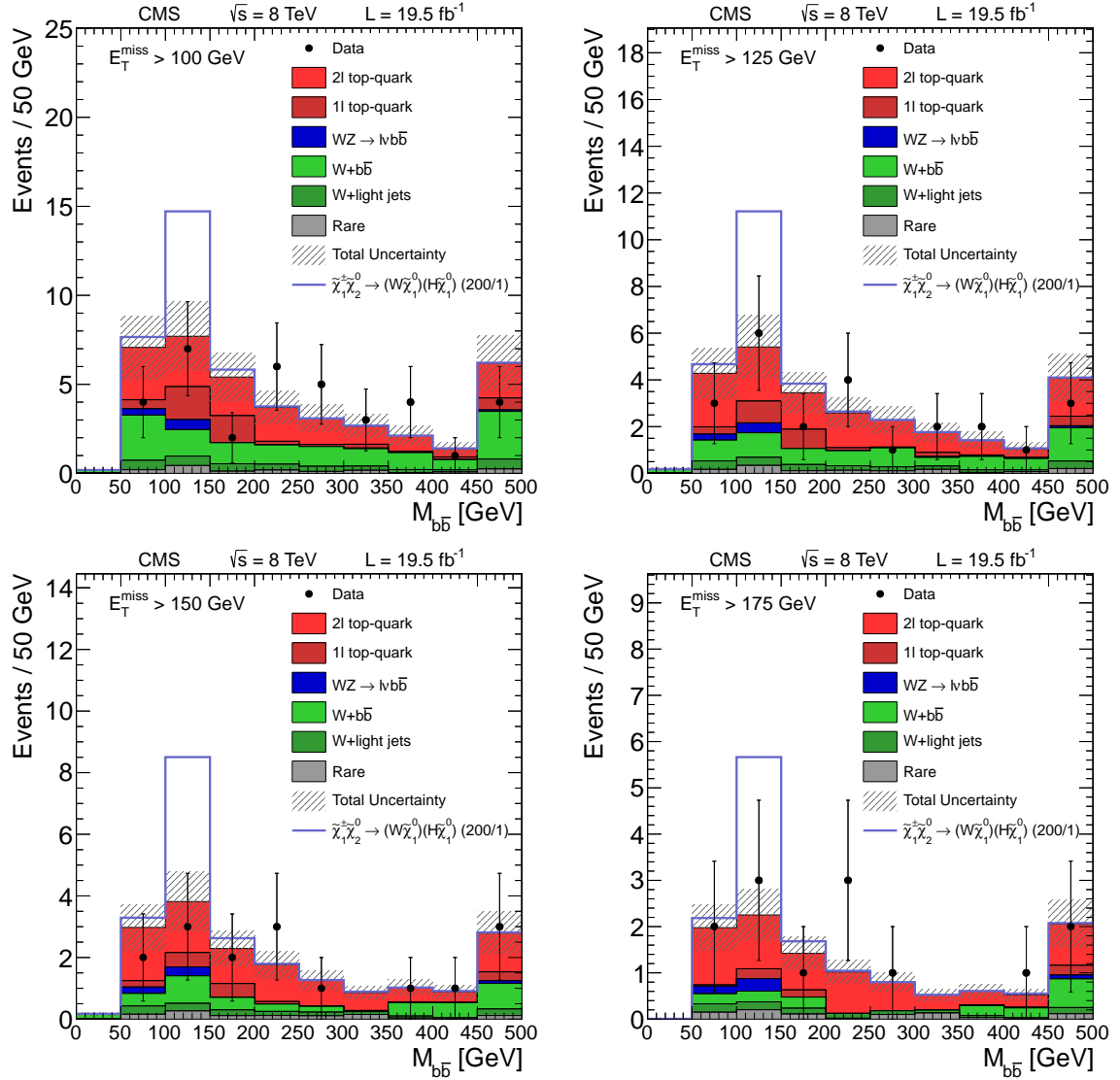


Figure 8: Distributions of $M_{b\bar{b}}$ for the single-lepton $WH + E_T^{\text{miss}}$ analysis for (upper left) $E_T^{\text{miss}} > 100$ GeV, (upper right) $E_T^{\text{miss}} > 125$ GeV, (lower left) $E_T^{\text{miss}} > 150$ GeV, and (lower right) $E_T^{\text{miss}} > 175$ GeV after all signal region requirements have been applied except for that on $M_{b\bar{b}}$. The data are compared to the sum of the expected backgrounds. The labels “2 ℓ top” and “1 ℓ top” refer to the dilepton top-quark and single-lepton top-quark backgrounds, respectively. The band indicates the total uncertainty of the background prediction. Results from an example signal scenario are shown, stacked on top of the SM background.

Table 5: Observed yields and SM expectations, in several bins of E_T^{miss} , for the single-lepton WH + E_T^{miss} analysis. The expectations from several signal scenarios are shown; the first number indicates $m_{\tilde{\chi}}$ and the second $m_{\tilde{\chi}_1^0}$ (GeV). The uncertainties include both the statistical and systematic components.

Sample	$E_T^{\text{miss}} > 100 \text{ GeV}$	$E_T^{\text{miss}} > 125 \text{ GeV}$	$E_T^{\text{miss}} > 150 \text{ GeV}$	$E_T^{\text{miss}} > 175 \text{ GeV}$
Dilepton top-quark	2.8 ± 1.2	2.3 ± 1.0	1.7 ± 0.7	1.2 ± 0.5
Single-lepton top-quark	1.8 ± 1.1	0.9 ± 0.6	0.5 ± 0.3	0.2 ± 0.2
WZ $\rightarrow \ell\nu b\bar{b}$	0.6 ± 0.2	0.4 ± 0.2	0.3 ± 0.1	0.3 ± 0.1
W + $b\bar{b}$	1.5 ± 0.9	1.0 ± 0.7	0.9 ± 0.6	0.2 ± 0.3
W + light-flavor jets	0.5 ± 0.2	0.3 ± 0.1	0.2 ± 0.1	0.2 ± 0.1
Rare	0.4 ± 0.2	0.3 ± 0.2	0.3 ± 0.2	0.2 ± 0.1
Total background	7.7 ± 1.9	5.4 ± 1.3	3.8 ± 1.0	2.3 ± 0.6
Data	7	6	3	3
$\tilde{\chi}_1^\pm \tilde{\chi}_2^0 \rightarrow (W\tilde{\chi}_1^0)(H\tilde{\chi}_1^0)$ (130/1)	9.0 ± 1.2	7.5 ± 1.0	6.0 ± 0.8	4.5 ± 0.6
$\tilde{\chi}_1^\pm \tilde{\chi}_2^0 \rightarrow (W\tilde{\chi}_1^0)(H\tilde{\chi}_1^0)$ (150/1)	7.2 ± 1.0	6.1 ± 0.9	5.0 ± 0.7	3.5 ± 0.5
$\tilde{\chi}_1^\pm \tilde{\chi}_2^0 \rightarrow (W\tilde{\chi}_1^0)(H\tilde{\chi}_1^0)$ (200/1)	7.0 ± 0.9	5.8 ± 0.8	4.7 ± 0.7	3.4 ± 0.5
$\tilde{\chi}_1^\pm \tilde{\chi}_2^0 \rightarrow (W\tilde{\chi}_1^0)(H\tilde{\chi}_1^0)$ (300/1)	5.2 ± 0.7	4.9 ± 0.7	4.4 ± 0.6	3.9 ± 0.5
$\tilde{\chi}_1^\pm \tilde{\chi}_2^0 \rightarrow (W\tilde{\chi}_1^0)(H\tilde{\chi}_1^0)$ (400/1)	3.2 ± 0.4	3.0 ± 0.4	2.8 ± 0.4	2.5 ± 0.3

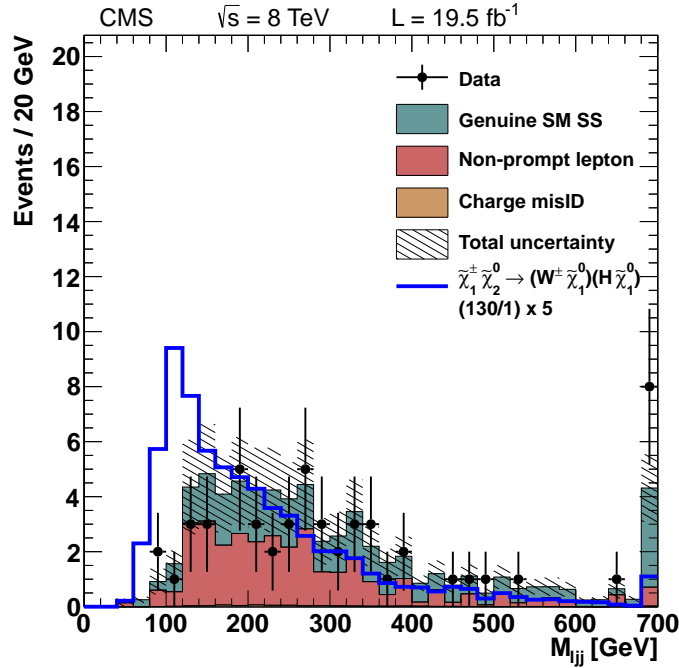


Figure 9: $M_{\ell jj}$ distribution for the same-sign dilepton WH + E_T^{miss} analysis, compared to the expected backgrounds, after all selection requirements have been applied except for that on $M_{\ell jj}$. An example signal scenario with $m_{\tilde{\chi}} = 130 \text{ GeV}$ and $m_{\tilde{\chi}_1^0} = 1 \text{ GeV}$ is overlaid. For better visibility, the signal normalization has been increased by a factor of five relative to the theory prediction.

of about 55% (83%) for b jets, and a misidentification probability for light-parton jets of about 0.1% (10%) [49]. Events with an additional electron or muon or with a τ_h candidate are rejected in order to suppress background from SM processes with multiple electroweak bosons.

The transverse mass M_T is computed for each of the selected leptons, and at least one lepton must satisfy $M_T > 110 \text{ GeV}$. This requirement suppresses processes containing a single leptonically decaying W boson. We additionally require a separation $\Delta\eta(\ell_1, \ell_2) < 1.6$ in order to reduce background with non-prompt leptons as well as SM events with two W bosons.

To suppress $t\bar{t}$ events in which the decays of a W boson and a b quark lead to an SS lepton pair, we calculate the quantity M_{T2}^J [61], which is the minimum mass of a mother particle compatible with the four-momenta of the two leptons, jets, and E_T^{miss} . For events with three jets, M_{T2}^J is calculated with the two jets that minimize the result. We require $M_{T2}^J > 100 \text{ GeV}$.

The background estimation methodology (Section 5) is validated using a signal-depleted data control region defined by inverting the $M_{\ell jj}$ requirement. We observe 51 events in this control region, consistent with the background estimate of 62 ± 22 events.

The results are summarized in Table 6. No evidence for a peak in the $M_{\ell jj}$ distribution is observed, as seen from Fig. 9. In the signal region $M_{\ell jj} < 120 \text{ GeV}$, we observe 3 events whereas 2.9 ± 1.2 SM background events are expected.

Table 6: Observed yields and SM expectations for the same-sign dilepton WH + E_T^{miss} analysis. The expectations from several signal scenarios are shown; the first number indicates $m_{\tilde{\chi}}$ and the second $m_{\tilde{\chi}_1^0}$ (GeV). The uncertainties include both the statistical and systematic components.

Sample	ee	$\mu\mu$	$e\mu$	Total
Non-prompt leptons	0.3 ± 0.3	0.2 ± 0.2	0.8 ± 0.5	1.3 ± 0.8
Charge misidentification	<0.01	<0.01	<0.03	<0.03
Genuine SM SS dileptons	0.4 ± 0.4	0.4 ± 0.4	0.8 ± 0.6	1.6 ± 0.9
Total background	0.7 ± 0.5	0.6 ± 0.5	1.6 ± 0.7	2.9 ± 1.2
Data	1	1	1	3
$\tilde{\chi}_1^\pm \tilde{\chi}_2^0 \rightarrow (W\tilde{\chi}_1^0)(H\tilde{\chi}_1^0)$ (130/1)	0.7 ± 0.1	0.9 ± 0.1	1.8 ± 0.2	3.4 ± 0.5
$\tilde{\chi}_1^\pm \tilde{\chi}_2^0 \rightarrow (W\tilde{\chi}_1^0)(H\tilde{\chi}_1^0)$ (150/1)	0.5 ± 0.1	0.6 ± 0.1	1.2 ± 0.2	2.3 ± 0.3
$\tilde{\chi}_1^\pm \tilde{\chi}_2^0 \rightarrow (W\tilde{\chi}_1^0)(H\tilde{\chi}_1^0)$ (200/1)	0.19 ± 0.03	0.35 ± 0.05	0.52 ± 0.07	1.1 ± 0.1
$\tilde{\chi}_1^\pm \tilde{\chi}_2^0 \rightarrow (W\tilde{\chi}_1^0)(H\tilde{\chi}_1^0)$ (300/1)	0.06 ± 0.01	0.10 ± 0.02	0.17 ± 0.03	0.33 ± 0.05
$\tilde{\chi}_1^\pm \tilde{\chi}_2^0 \rightarrow (W\tilde{\chi}_1^0)(H\tilde{\chi}_1^0)$ (400/1)	0.02 ± 0.00	0.03 ± 0.00	0.05 ± 0.01	0.10 ± 0.01

7.3 Search in the multilepton final state

For the multilepton search presented in Ref. [57], events with at least three leptons are selected, including up to one τ_h candidate. These events are categorized into multiple exclusive signal regions based on the number and flavor of the leptons, the presence or absence of an OSSF pair, the invariant mass of the OSSF pair (if present), the presence or absence of a tagged b jet, and the E_T^{miss} and H_T values. The most sensitive signal regions for this search are those with exactly three leptons, no tagged b jets (using the CSVM criteria), and a low H_T value.

Backgrounds from dilepton $t\bar{t}$ events with non-prompt leptons are evaluated from simulation, while other backgrounds with non-prompt leptons are determined using data control samples. Backgrounds from WZ and ZZ diboson processes are estimated from simulation, with a correction to the E_T^{miss} resolution based on comparisons to data in control regions.

The data yields in the signal regions are found to be consistent with the expected SM back-

grounds. The observed data yields, expected SM backgrounds, and expected signal yields for the five most sensitive signal regions for the $m_{\tilde{\chi}} = 130$ GeV, $m_{\tilde{\chi}_1^0} = 1$ GeV scenario, where the multilepton analysis has the best sensitivity, are shown in Table 7. Additional signal-depleted regions are used to constrain the backgrounds and associated uncertainties. Similar tables for other scenarios are presented in Appendix B.

Table 7: Observed yields and SM expectations for the multilepton WH + E_T^{miss} search for the five signal regions with best sensitivity for the $m_{\tilde{\chi}} = 130$ GeV, $m_{\tilde{\chi}_1^0} = 1$ GeV scenario. All five signal regions require exactly three leptons, no τ_h candidate, no tagged b jet, and $H_T < 200$ GeV. The “Below Z” entries indicate the requirement of an OSSF lepton pair with $M_{\ell\ell} < 75$ GeV.

OSSF pair	E_T^{miss} [GeV]	Data	Total SM	Signal
Below Z	50–100	142	125 ± 28	24.4 ± 4.4
Below Z	100–150	16	21.3 ± 8.0	6.8 ± 1.2
None	0–50	53	52 ± 12	8.7 ± 1.7
None	50–100	35	38 ± 15	10.8 ± 2.0
None	100–150	7	9.3 ± 4.3	3.37 ± 0.54

8 Searches in the final state with a non-resonant opposite-sign dilepton pair

Finally, we present a search for events with an oppositely charged ee , $e\mu$, or $\mu\mu$ pair in which the lepton pair is inconsistent with Z boson decay. The search is sensitive to the processes shown in Fig. 3.

Both leptons are required to have $p_T > 20$ GeV. The ee or $\mu\mu$ invariant mass must differ from the Z boson mass by at least 15 GeV. Events must have $E_T^{\text{miss}} > 60$ GeV and no tagged b jet defined with the CSVM criteria. The remaining background is mostly composed of events with $t\bar{t}$ and WW production and is reduced using the $M_{\text{CT}\perp}$ variable, which is defined in Ref. [62].

The $M_{\text{CT}\perp}$ variable is designed to identify events with two boosted massive particles that each decay into a visible particle and an invisible one. For events with two W bosons that each decay leptonically, and for perfect event reconstruction, $M_{\text{CT}\perp}$ has an endpoint at the W boson mass. In practice, because of imperfect event reconstruction, background events can appear at larger values of $M_{\text{CT}\perp}$. However, for SM events, the distribution of $M_{\text{CT}\perp}$ falls rapidly for $M_{\text{CT}\perp} > m_W$. In contrast, for the signal scenario, the $M_{\text{CT}\perp}$ distribution can extend to much higher values.

The background evaluation for this search is based on templates that describe the shape of the $M_{\text{CT}\perp}$ distribution for each of the major background categories. The templates are obtained either from data control samples or simulation. The template shapes are fit to data to determine their respective normalizations. Because backgrounds from Z and ZZ processes contribute predominantly to the ee and $\mu\mu$ final states, separate templates are derived for same-flavor and opposite-flavor events.

A top-quark control sample is selected by inverting the b-jet veto. The corresponding template accounts for backgrounds with $t\bar{t}$ events (with or without accompanying vector bosons) and single-top-quark events produced with W bosons. We verify with simulation that the corresponding $M_{\text{CT}\perp}$ template accurately models the shape of the targeted event sample in the signal region.

A template derived from simulation accounts for events with diboson production and for rare

Table 8: Results from a maximum likelihood fit of the background-only hypothesis to the $M_{CT\perp}$ distribution in data for $M_{CT\perp} > 10$ GeV for the non-resonant opposite-sign dilepton analysis. The corresponding results from simulation are also shown.

Sample	Opposite flavor		Same flavor	
	Fit	Simulation	Fit	Simulation
Top quark	3750 ± 750	3360	2780 ± 420	2472
Diboson and rare SM	1460 ± 210	1433	1170 ± 180	1211
Z/γ^*	57 ± 50	106	710 ± 420	917
Non-prompt	<96	477	710 ± 520	156

events, where by ‘rare’ we in this case mean events from Higgs and triboson production. The simulation is validated using control regions. A first control region is selected by requiring the dilepton mass to be consistent with the Z boson mass. A second control region is selected by requiring a third isolated electron or muon. The two control regions are dominated by events with ZZ and WZ production, respectively. The $M_{CT\perp}$ distribution is found to be well described by the simulation for both control regions.

The simulation of events with WW production is validated using the three-lepton WZ-dominated control sample. One lepton is removed from the event, and its four-momentum is added to the E_T^{miss} vector. Rescaling the $M_{CT\perp}$ value of each event by m_W/m_Z yields a distribution with very similar properties to events with WW production, as verified with simulation. The number of events in the control sample is small, and we assign a systematic uncertainty to each $M_{CT\perp}$ bin defined by the difference between the yield in the data control sample and the WW event simulation, or else the statistical uncertainty of the data control sample, whichever is larger.

Similarly, a template distribution for backgrounds with two leptons from an off-shell Z boson, with E_T^{miss} from misreconstructed jets, is obtained from simulation. We weight the simulated events such that the E_T^{miss} distribution agrees with data in the on-Z ($|M_{\ell\ell} - M_Z| < 15$ GeV) control region. We then examine the $M_{CT\perp}$ distribution in the $M_{CT\perp} < 100$ GeV, on-Z control region, where this background is expected to dominate, to validate the simulation after all corrections have been applied. We assign a bin-by-bin systematic uncertainty given by the fractional difference between the data and template in this control region (around 25% for each bin).

We construct a template describing backgrounds with a leptonically decaying W boson and a non-prompt lepton from a data control sample, obtained by selecting events with two same-charge leptons, one of which has a relative isolation in a sideband defined by $0.2 < I_{\text{rel}} < 0.3$. All other selection requirements are the same as for the nominal analysis. Due to the small number of events in the control sample, we assign a 30% systematic uncertainty to each bin.

A binned maximum likelihood fit of the $M_{CT\perp}$ distribution is performed for $M_{CT\perp} > 10$ GeV in order to determine the normalizations of the templates. The fit assumes the SM-only hypothesis. The fitting procedure is validated using simulation to verify that it behaves as expected both with and without injected signal. The results of the fit are presented in Table 8 and Fig. 10. We use a binned Anderson-Darling test [63] to verify that the fit results are consistent with the SM, finding a p value of 0.41 with respect to SM-only pseudo-experiments.

We can recast the analysis as a comparison of event counts in a high- $M_{CT\perp}$ signal region. To do this, we use the same templates, but fit the background normalizations in the $10 < M_{CT\perp} < 120$ GeV region, where signal contributions are expected to be negligible. We then use these fitted normalizations to extrapolate to the $M_{CT\perp} > 120$ GeV region. Since the $t\bar{t}$ and diboson

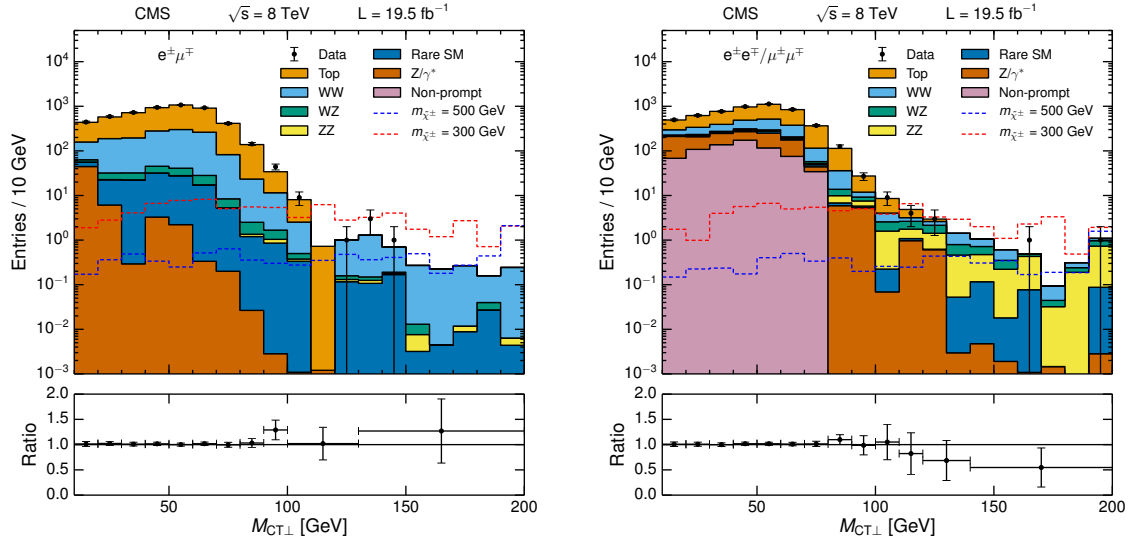


Figure 10: $M_{CT\perp}$ distribution for the non-resonant opposite-sign dilepton analysis compared to the background prediction for the (left) opposite-flavor and (right) same-flavor channels. The background prediction is based on a fit of templates derived from control samples or simulation. The signal distributions with two different chargino mass values for the SUSY scenario shown in Fig. 1(left) are also shown, with the LSP mass set to zero. The ratio of the data to the fitted distribution is shown in the lower panels.

background shapes are similar in the low- $M_{CT\perp}$ region, we constrain the ratio of the $t\bar{t}$ to diboson yields to the value obtained from simulation, assigning a 10% uncertainty.

The results are given in Table 9. The sum of the yields from the low- and extrapolated high- $M_{CT\perp}$ regions agree with the yields in Table 8 to within the uncertainties. Note that the extra constraint on the ratio of the $t\bar{t}$ to diboson yields leads to smaller uncertainties than those in Table 8. The numbers of observed events in the high- $M_{CT\perp}$ regions are found to be consistent with the background estimates, for both the opposite- and same-flavor channels.

Table 9: Results from a maximum likelihood fit of the background-only hypothesis to the $M_{CT\perp}$ distribution in data, performed for events with $10 < M_{CT\perp} < 120$ GeV and extrapolated to the $M_{CT\perp} > 120$ GeV region, for the non-resonant opposite-sign dilepton analysis. Where the predicted value is zero, the one standard deviation upper limit is given.

Sample	Opposite flavor		Same flavor	
	$M_{CT\perp}$ 10–120 GeV	$M_{CT\perp} > 120$ GeV	$M_{CT\perp}$ 10–120 GeV	$M_{CT\perp} > 120$ GeV
Top quark	3770 ± 90	< 0.4	2770 ± 110	0.35 ± 0.10
Diboson and rare SM	1430 ± 110	4 ± 3	1240 ± 90	9 ± 3
Z/γ^*	57 ± 25	< 0.01	700 ± 240	0.6 ± 0.3
Non-prompt	< 81	< 0.01	659 ± 77	< 0.5
Total	5260 ± 130	4 ± 3	5370 ± 100	10 ± 3
Data	5309	5	5388	5

For slepton pair production (Fig. 3(right)), in which only same-flavor lepton pairs are produced, we also consider a more focused approach in which events with opposite-flavor dilepton pairs provide a data control sample. We use the $M_{CT\perp}$ distribution of the opposite-flavor dilepton events to define a template for the flavor-symmetric background. The flavor-symmetric background includes top-quark and WW events, as well as WZ events in which one selected lepton comes from the W boson and the other from the Z boson. By using a single template to account

for several different processes, we reduce the number of free parameters, thereby increasing the statistical precision of the search. To accommodate the new template, the diboson template is modified slightly so that it accounts only for non-flavor-symmetric diboson processes: WZ events where both selected leptons come from a Z boson, and ZZ events. The Z/γ^* and non-prompt templates remain unchanged.

We perform a maximum likelihood fit of these templates to the measured same-flavor $M_{\text{CT}\perp}$ distribution under the SM-only hypothesis. The results are presented in Fig. 11 and Table 10. The resulting Anderson-Darling p value is 0.22, implying consistency of the data with the SM.

Table 10: Results from a maximum likelihood fit of the background-only hypothesis to the $M_{\text{CT}\perp}$ distribution of the same-flavor channel with $M_{\text{CT}\perp} > 10 \text{ GeV}$, for the non-resonant opposite-sign dilepton analysis, where the background prediction is derived from an alternative template method that uses opposite-flavor dilepton events as a control sample (see text). For comparison, the SM expected yields based on simulation are also indicated.

Sample	Same flavor	
	Fit	Simulation
Flavor symmetric	4040 ± 490	3620
Non-FS diboson	98 ± 50	60
Z/γ^*	330^{+560}_{-330}	917
Non-prompt	920 ± 840	156

9 Interpretations of the searches

We now present the interpretation of our results in the context of models for the direct electroweak pair production of charginos, neutralinos, and sleptons. We compute 95% confidence level (CL) upper limits on the new-physics cross sections using the CL_s method [64–66], incorporating the uncertainties in the signal efficiency and acceptance described below and the uncertainties of the expected background ($\sigma_{\text{experiment}}$). For each point in the signal parameter space we arrange the search regions according to their expected sensitivity, and compute limits using the results from simultaneous counting experiments in the most sensitive search regions. For the WH search we use the search regions that contribute to 90% of the total signal acceptance. For the other searches, we use the ten most sensitive search regions. The NLO+NLL cross sections from Refs. [34–36] are used to place constraints on the masses of the charginos, neutralinos, and sleptons.

In setting limits, we account for the following sources of systematic uncertainty associated with the signal event acceptance and efficiency. The uncertainty of the integrated luminosity determination is 2.6% [67]. Samples of $Z \rightarrow \ell\ell$ events are used to measure the lepton efficiencies, and the corresponding uncertainties (3% per lepton) are propagated to the signal event acceptance and efficiency. The uncertainty of the trigger efficiency is 5% for the dilepton and single-lepton triggers used. The uncertainty of the b-jet tagging efficiency results in an uncertainty for the acceptance that depends on the model details but is typically less than 5%. The energy scale of hadronic jets is known to 1–4%, depending on η and p_T , yielding an uncertainty of 1–5% for the signal event selection efficiency. The larger uncertainties correspond to models for which the difference ΔM between the masses $m_{\tilde{\chi}}$ and $m_{\tilde{\chi}_1^0}$ is small. The experimental acceptance for signal events depends on the level of initial-state radiation activity, especially in the small ΔM region where an initial-state boost may be required for an event to satisfy the selection requirements, including those on $E_{\text{T}}^{\text{miss}}$ and M_{T} . We use the method of Ref. [14] to correct for an observed

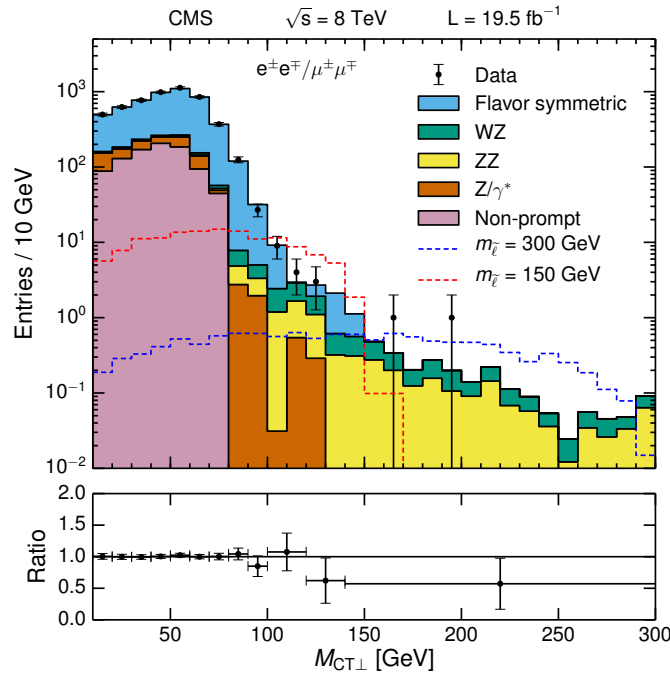


Figure 11: $M_{CT\perp}$ distribution compared to the background prediction for the same-flavor channel of the non-resonant opposite-sign dilepton analysis, where the background prediction is derived from an alternative template method that uses opposite-flavor dilepton events as a control sample (see text). The signal distributions with two different slepton mass values for the SUSY scenario shown in Fig. 3(right) are also shown, with the LSP mass set to zero. The ratio of the data to the fitted distribution is shown in the lower panel.

overestimation in simulation (of up to 20%) of the fraction of events with a large initial-state boost, and to assign corresponding systematic uncertainties. The signal cross sections are varied by their uncertainties [68] of approximately 5% to determine the ± 1 standard deviation (σ_{theory}) excluded regions.

9.1 Limits on chargino-neutralino production with slepton-mediated decays

We first place limits on the production of chargino-neutralino pairs in models with light sleptons, depicted in Fig. 1, using the results of the three-lepton (Section 3) and same-sign dilepton (Section 5) searches. Three different scenarios are considered, with different assumptions about the nature of the sleptons, which affect the number of τ leptons in the final state. These interpretations depend on whether the sleptons are the SUSY partners $\tilde{\ell}_L$ or $\tilde{\ell}_R$ of left-handed or right-handed leptons. We consider two limiting cases. In one case, $\tilde{\ell}_R$ does not participate while $\tilde{\ell}_L$ and $\tilde{\nu}$ do: then both diagrams of Fig. 1 exist, and the chargino and neutralino decay to all three lepton flavors with equal probability. Furthermore, two additional diagrams in which the decay $\tilde{\chi}_2^0 \rightarrow \ell \tilde{\ell} \rightarrow \ell \ell \tilde{\chi}_1^0$ is replaced by $\tilde{\chi}_2^0 \rightarrow \tilde{\nu} \nu \rightarrow \nu \nu \tilde{\chi}_1^0$ reduce the fraction of three-lepton final states by 50%. In the second case, in which $\tilde{\ell}_R$ participates while $\tilde{\ell}_L$ and $\tilde{\nu}$ do not, only the diagram of Fig. 1(right) exists, and there is no reduction in the three-lepton final states. Because the $\tilde{\ell}_R$ couples to the chargino via its higgsino component, chargino decays to $\tilde{\ell}_R$ strongly favor production of a τ lepton. We thus consider three flavor scenarios:

- the “flavor-democratic” scenario: the chargino ($\tilde{\chi}_1^\pm$) and neutralino ($\tilde{\chi}_2^0$) both decay

with equal probability into all three lepton flavors, as expected for $\tilde{\ell}_L$;

- the “ τ -enriched” scenario: the chargino decays exclusively to a τ lepton as expected for $\tilde{\ell}_R$, while the neutralino decays democratically;
- the “ τ -dominated” scenario: the chargino and neutralino both decay only to τ leptons.

Figure 12 displays the results from the three-lepton search, interpreted in the flavor-democratic scenario. The figure depicts the 95% CL upper limit on the cross section times branching fraction in the $m_{\tilde{\chi}_1^0}$ versus $m_{\tilde{\chi}_2^0}$ ($=m_{\tilde{\chi}_1^\pm}$) plane. The 50% branching fraction to three leptons is taken into account. The upper limit on the cross section times branching fraction generally becomes more stringent with the increasing mass difference between the chargino or heavy neutralino and the LSP. A drop in sensitivity is observed in the region where this mass difference leads to dilepton pairs with invariant masses close to that of the Z boson, and is caused by a higher rate for the WZ background.

The corresponding results for the combination of the SS dilepton and three-lepton searches are shown in Fig. 13 for two values of $x_{\tilde{\ell}}$ (0.05 and 0.95).

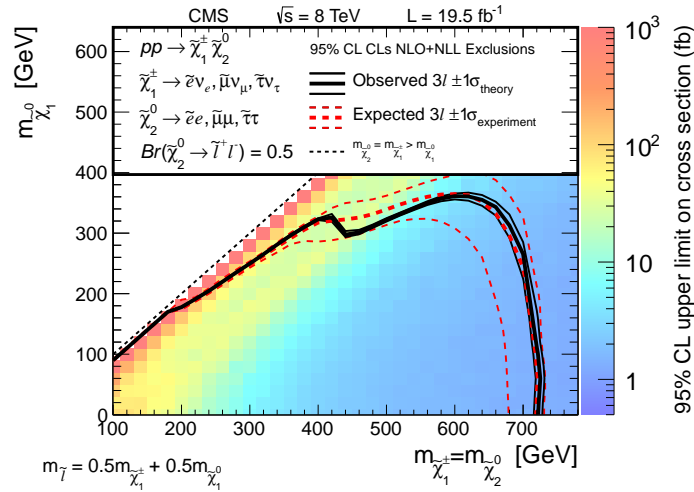


Figure 12: Interpretation of the results of the three-lepton search in the flavor-democratic signal model with slepton mass parameter $x_{\tilde{\ell}} = 0.5$. The shading in the $m_{\tilde{\chi}_1^0}$ versus $m_{\tilde{\chi}_2^0}$ ($= m_{\tilde{\chi}_1^\pm}$) plane indicates the 95% CL upper limit on the chargino-neutralino production cross section times branching fraction. The contours bound the mass regions excluded at 95% CL assuming the NLO+NLL cross sections for a branching fraction of 50%, as appropriate for the visible decay products in this scenario. The observed, $\pm 1\sigma_{\text{theory}}$ observed, median expected, and $\pm 1\sigma_{\text{experiment}}$ expected bounds are shown.

Figure 14 presents the corresponding limits for the τ -enriched scenario and Fig. 15 for the τ -dominated scenario. For the $x_{\tilde{\ell}} = 0.50$ scenario, all three leptons are produced with significant values of p_T . As a consequence, the trilepton analysis is more sensitive than the SS dilepton search, for which the limit contours are omitted in Figs. 12, 14(upper right), and 15. For the other limit curves in Figs. 13-15, the increase in the combined mass limit due to incorporation of the SS dilepton search occurs in the experimentally challenging region where the two neutralinos have similar masses.

For the models with $x_{\tilde{\ell}} = 0.05$ (Figs. 13(left) and 14(upper left)), the decay $\tilde{\tau} \rightarrow \tau \tilde{\chi}_1^0$ is not kinematically allowed for signal scenarios with $m_{\tilde{\chi}_1^\pm} - m_{\tilde{\chi}_1^0} < 20m_\tau$. Therefore, in this region,

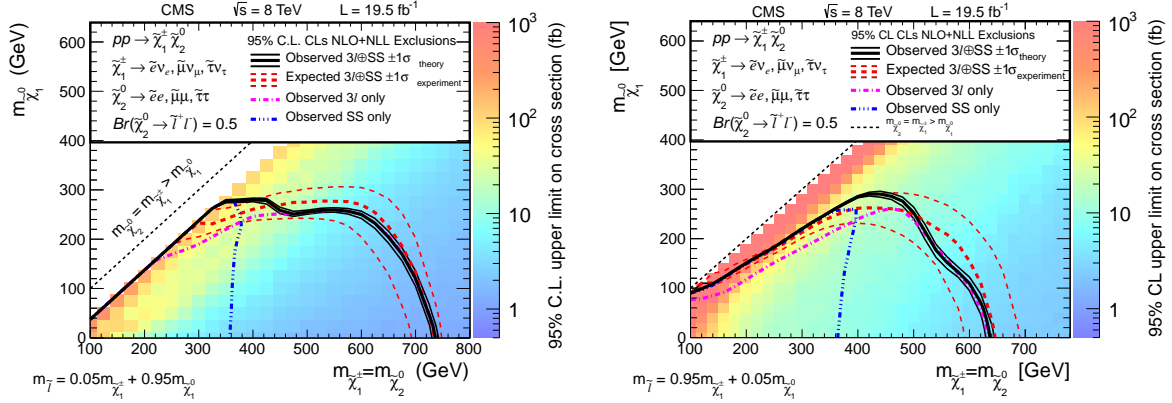


Figure 13: Interpretation of the results of the three-lepton search, the same-sign dilepton search, and their combination, in the flavor-democratic signal model with two different values of the slepton mass parameter: (left) $x_{\tilde{\ell}} = 0.05$, (right) $x_{\tilde{\ell}} = 0.95$. The shading indicates the 95% CL upper limits on the cross section times branching fraction, and the contours the excluded regions assuming the NLO+NLL signal cross sections.

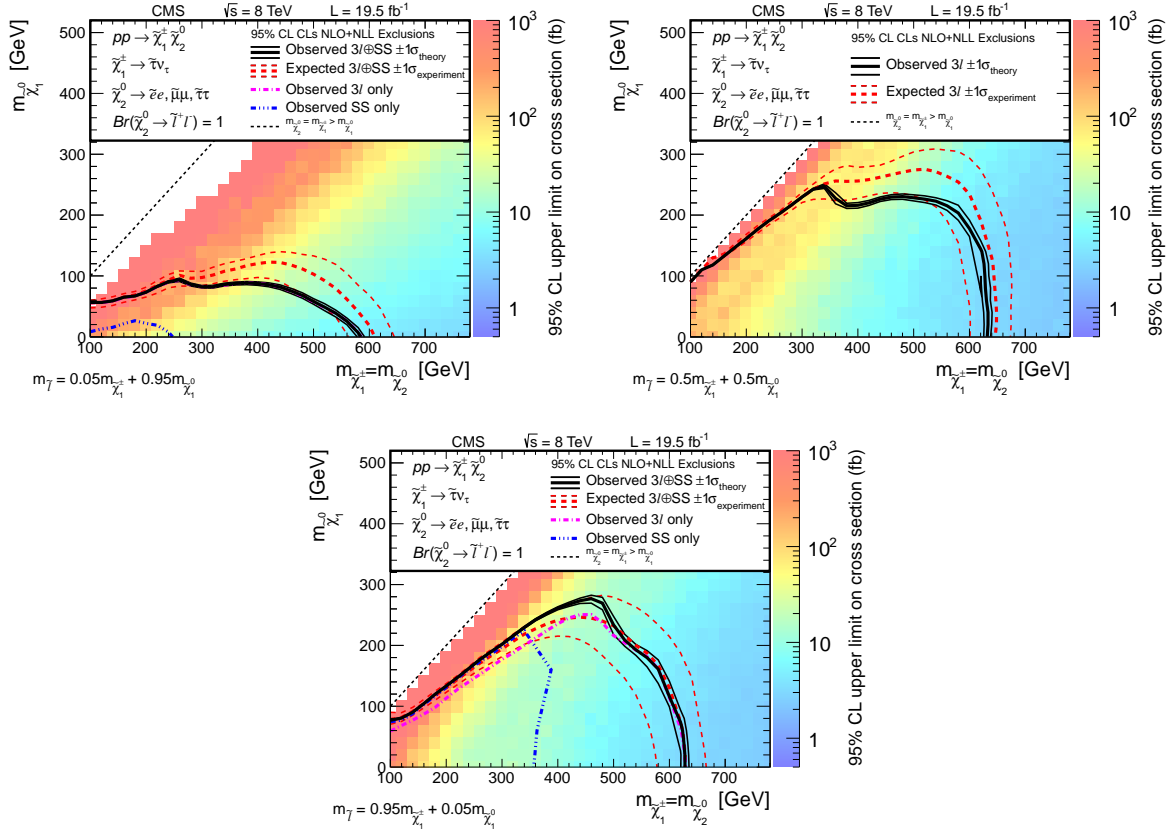


Figure 14: Interpretation of the results of the three-lepton search, the same-sign dilepton search, and their combination, for the τ -enriched signal model with (upper left) $x_{\tilde{\ell}} = 0.05$ and (bottom) $x_{\tilde{\ell}} = 0.95$; (upper right) interpretation of the three-lepton search for the τ -enriched signal model with $x_{\tilde{\ell}} = 0.5$. The shading indicates the 95% CL upper limits on the cross section times branching fraction, and the contours the excluded regions assuming the NLO+NLL signal cross sections.

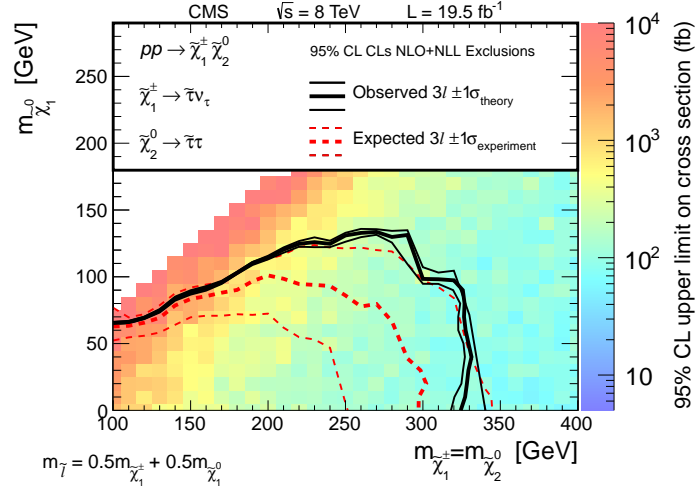


Figure 15: Interpretation of the results of the three-lepton search in the τ -dominated signal model. The shading indicates the 95% CL upper limits on the cross section times branching fraction, and the contours the excluded regions assuming the NLO+NLL signal cross sections.

the decay $\tilde{\chi}_1^\pm \rightarrow \tilde{\tau} \nu_\tau$ is suppressed. Similarly, in the models with $x_{\tilde{\ell}} = 0.95$ (Figs. 13(right) and 14(bottom)), the decay $\tilde{\chi}_2^0 \rightarrow \tilde{\tau} \tau$ is not kinematically allowed in the region with $m_{\tilde{\chi}_2^0} - m_{\tilde{\chi}_1^0} < 20m_\tau$.

9.2 Limits on chargino-neutralino production without light sleptons

We next place limits on chargino-neutralino production under the assumption that the sleptons are too heavy to participate, as depicted in Fig. 2. The chargino is assumed to always decay to a W boson and the $\tilde{\chi}_1^0$ LSP. The $\tilde{\chi}_2^0$ is expected to decay to a $\tilde{\chi}_1^0$ LSP and either a Z boson or the Higgs boson. The relative branching fraction (\mathcal{B}) for these two decays is in general model-dependent [69]. We thus consider two limiting cases, in which either $\mathcal{B}(\tilde{\chi}_2^0 \rightarrow Z\tilde{\chi}_1^0) = 1$ (Section 9.2.1), or $\mathcal{B}(\tilde{\chi}_2^0 \rightarrow H\tilde{\chi}_1^0) = 1$ (Section 9.2.2). The sensitivity in a generic model lies between these two extremes.

9.2.1 Limits on chargino-neutralino production in the $WZ + E_T^{\text{miss}}$ final state

To evaluate upper limits on the process of Fig. 2(left), we use the results of the $WZ/ZZ + E_T^{\text{miss}}$ analysis (Section 6) together with the three-lepton analysis (Section 3). Figure 16(left) displays the observed limits for the individual studies and their combination. The sensitivities of the three-lepton and $WZ/ZZ + E_T^{\text{miss}}$ analyses are complementary, with the three-lepton results dominating the sensitivity in the region where the difference between the neutralino masses is small, and the $WZ/ZZ + E_T^{\text{miss}}$ results dominating the sensitivity in the region where $m_{\tilde{\chi}}$ is large. A significant degradation in sensitivity is present in the region of parameter space in which $\Delta M \approx M_Z$, causing the chargino and neutralino decay products to be produced with low momentum in the rest frame of their mother particles. The observed limits are less stringent than the expected limits because the data lie above the expected background in the three-lepton ee and $\mu\mu$ OSSF search regions with $M_T > 160$ GeV and $75 < M_{ll} < 105$ GeV (see Fig. 5 and Table 1).

9.2.2 Limits on chargino-neutralino production in the $WH + E_T^{\text{miss}}$ final state

To evaluate upper limits for the process of Fig. 2(center), we combine the results of the single-lepton, SS dilepton, and multilepton searches described in Section 7. Figure 16(right) displays the observed limits for the combination of these analyses. The multilepton search provides the best sensitivity at low $m_{\tilde{\chi}}$, while the single-lepton search dominates at high $m_{\tilde{\chi}}$. The same-sign dilepton search contributes to the combination at low $m_{\tilde{\chi}}$. In Appendix C the observed and expected results for the $WH + E_T^{\text{miss}}$ final state are presented as a function of $m_{\tilde{\chi}}$, for a fixed mass $m_{\tilde{\chi}_1^0} = 1 \text{ GeV}$, for each of the three search regions and their combination.

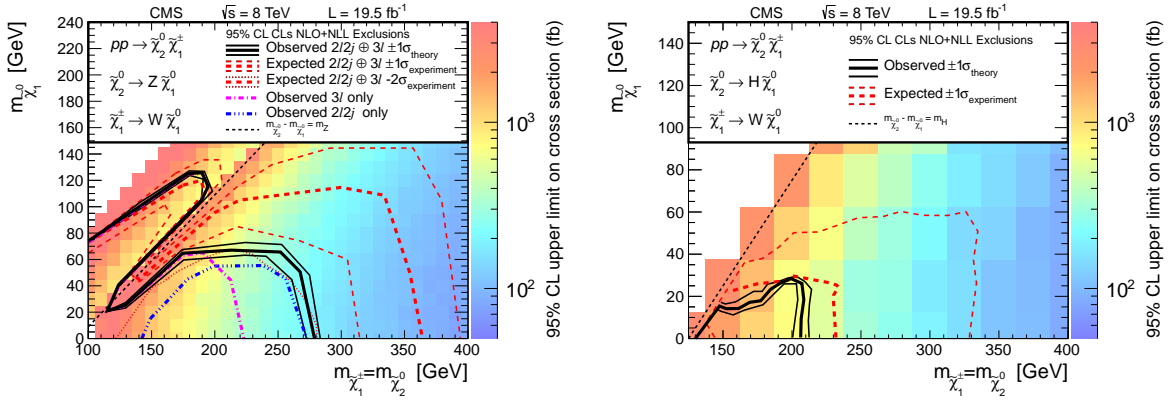


Figure 16: (left) Interpretation of the results of the Z + dijet search, the three-lepton search, and their combination, in the $WZ + E_T^{\text{miss}}$ model. (right) Interpretation of the combined results of the single-lepton, same-sign dilepton, and multilepton search regions, in the $WH + E_T^{\text{miss}}$ model. The shading indicates the 95% CL upper limits on the cross section times branching fraction, and the contours the excluded regions assuming the NLO+NLL signal cross sections.

9.3 Limits on a Z-boson enriched GMSB model

We also consider a gauge-mediated symmetry breaking (GMSB) Z-boson enriched higgsino model which predicts an enhanced branching fraction to the $ZZ + E_T^{\text{miss}}$ final state. The LSP in this model is an almost massless gravitino (\tilde{G}), the next-to-lightest SUSY particle is a higgsino $\tilde{\chi}_1^0$, and the $\tilde{\chi}_1^\pm$ and $\tilde{\chi}_2^0$ particles are nearly mass degenerate with the $\tilde{\chi}_1^0$. We set the gaugino mass parameters to $M_1 = M_2 = 1 \text{ TeV}$ and the ratio of Higgs bosons vacuum expectation values to $\tan \beta = 2$. The results are presented as a function of the higgsino mass parameter μ , where $m_{\tilde{\chi}_1^0} \approx m_{\tilde{\chi}_2^0} \approx m_{\tilde{\chi}_1^\pm} \approx \mu$ to within typical mass differences of a few GeV. The branching fraction to the $ZZ + E_T^{\text{miss}}$ final state varies from 100% at $\mu = 130 \text{ GeV}$ to 85% at $\mu = 420 \text{ GeV}$. We use the results of the three-lepton (Section 3), four-lepton (Section 4), and $WZ/ZZ + E_T^{\text{miss}}$ (Section 6) searches to constrain the GMSB scenario. The results are presented in Fig. 17.

9.4 Limits on chargino and slepton pair production

Figure 18 shows limits on the chargino and slepton pair-production cross section times branching fraction for the processes of Fig. 3. The limits for chargino pair production are determined using both the opposite- and same-flavor dilepton search regions discussed in Section 8, while the limits for slepton pair production are set using only the same-flavor dilepton search region. The production cross sections for left-handed sleptons are larger than those for right-handed sleptons, enhancing the sensitivity.

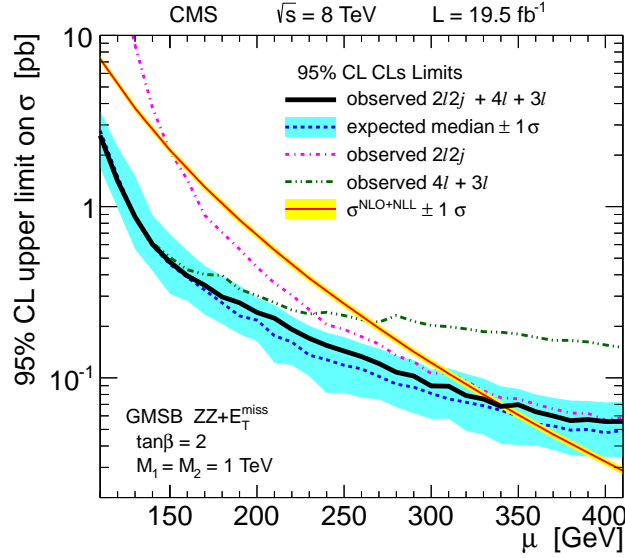


Figure 17: Interpretation of the results of the $Z + \text{dijet}$ search, the three- and four-lepton searches, and their combination, in the GMSB scenario discussed in the text. The observed and expected 95% CL upper limits on the cross section are indicated as a function of the higgsino mass parameter μ , and are compared to the theoretical cross section.

10 Summary

This paper presents searches for the direct electroweak pair production of supersymmetric charginos, neutralinos, and sleptons in a wide variety of signatures with leptons, and W , Z , and Higgs bosons. Results are based on a sample of proton-proton collision data collected at center-of-mass energy $\sqrt{s} = 8$ TeV with the CMS detector in 2012, corresponding to an integrated luminosity of 19.5 fb^{-1} .

The direct electroweak production of SUSY particles may result in several different signal topologies with one or more leptons and missing transverse energy (E_T^{miss}). The relative sensitivity of each signature depends on unknown parameters, including the SUSY particle masses. This situation, along with the relatively small cross sections typical of electroweak SUSY production, motivates a strategy based on multiple dedicated search regions that target each possible signal topology. In each of these search regions, the data are found to be in agreement with the standard model background expectations. No significant evidence for a signal-like excess is observed.

The results are interpreted in the context of models dominated by direct electroweak SUSY production. Several of the interpretation results are summarized in Fig. 19. We consider models with a wino-like chargino and neutralino pair with degenerate mass $m_{\tilde{\chi}}$, and a bino-like lightest SUSY particle with mass m_{LSP} . We also consider the presence of light sleptons, either produced in the decays of charginos or neutralinos, or produced directly in pairs. The limits on the signal production cross sections are most stringent in the region of parameter space with large $\Delta M \equiv m_{\tilde{\chi}} - m_{\text{LSP}}$ (or, for direct slepton production, $\Delta M \equiv m_{\tilde{\ell}} - m_{\text{LSP}}$), and less stringent in the region of small ΔM , where the final-state objects are less energetic.

The electroweak SUSY process with the largest cross section is chargino-neutralino pair production. The resulting signal topologies depend on the properties of the sleptons. Models with light sleptons enhance the branching fraction to final states with three leptons. Depending on the left/right mixing and flavor of these sleptons, our results probe charginos and neutralinos

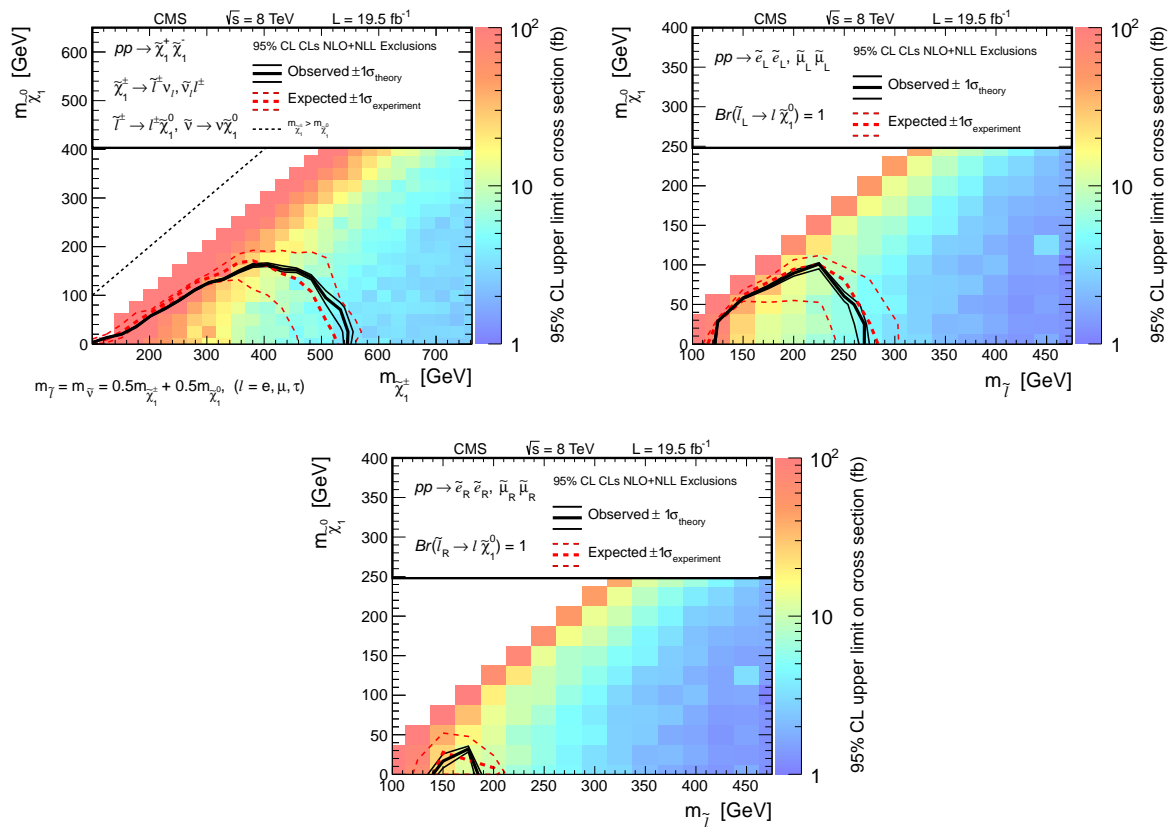


Figure 18: Interpretation of the results of the opposite-sign non-resonant dilepton search, in the models with (upper left) chargino pair production ($\tilde{\chi}_1^\pm \tilde{\chi}_1^\mp$), (upper right) left-handed slepton pair production ($\tilde{\ell}_L \tilde{\ell}_L$), and (bottom) right-handed slepton pair production ($\tilde{\ell}_R \tilde{\ell}_R$). The shading indicates the 95% CL upper limits on the cross section times branching fraction, and the contours the excluded regions assuming the NLO+NLL signal cross sections.

with masses up to 320 GeV, 620 GeV, and 720 GeV, for the τ -dominated, τ -enriched, and flavor-democratic scenarios, respectively. In such models, searches in the same-sign dilepton final state enhance the sensitivity in the experimentally challenging region with small ΔM .

Models without light sleptons lead to $WZ + E_T^{\text{miss}}$ or $WH + E_T^{\text{miss}}$ signatures, with model-dependent branching fractions. To probe the $WZ + E_T^{\text{miss}}$ signature, searches in the three-lepton and Z boson plus jets (with leptonic Z decay) final states are performed. To probe the $WH + E_T^{\text{miss}}$ signature, searches are performed in the single-lepton final state with $H \rightarrow b\bar{b}$, in the same-sign dilepton final state with $H \rightarrow W(\ell\nu)W(\text{jj})$, where j denotes a jet, and in final states with three or more leptons with $H \rightarrow W^+W^-, ZZ$, or $\tau^+\tau^-$. If the $WZ + E_T^{\text{miss}}$ ($WH + E_T^{\text{miss}}$) branching fraction is assumed to be 100%, our results probe charginos and neutralinos with masses up to 270 GeV (200 GeV). The $WZ + E_T^{\text{miss}}$ search is particularly important in the region with small ΔM , where we probe charginos and neutralinos with masses up to 200 GeV. We also consider a specific model based on gauge-mediated SUSY breaking that predicts an enhancement in the $ZZ + E_T^{\text{miss}}$ production rate. Our results probe higgsinos with masses up to 330 GeV in this scenario.

Following chargino-neutralino pair production, the electroweak SUSY process with the largest cross section is chargino pair production, which leads to a final state consisting of an opposite-sign lepton pair and E_T^{miss} . Our results probe chargino masses up to 540 GeV in a scenario with light sleptons. The direct pair production of sleptons leads to a similar signature, with a lower cross section. For left-handed (right-handed) sleptons, our results probe sleptons with masses up to 260 (180) GeV.

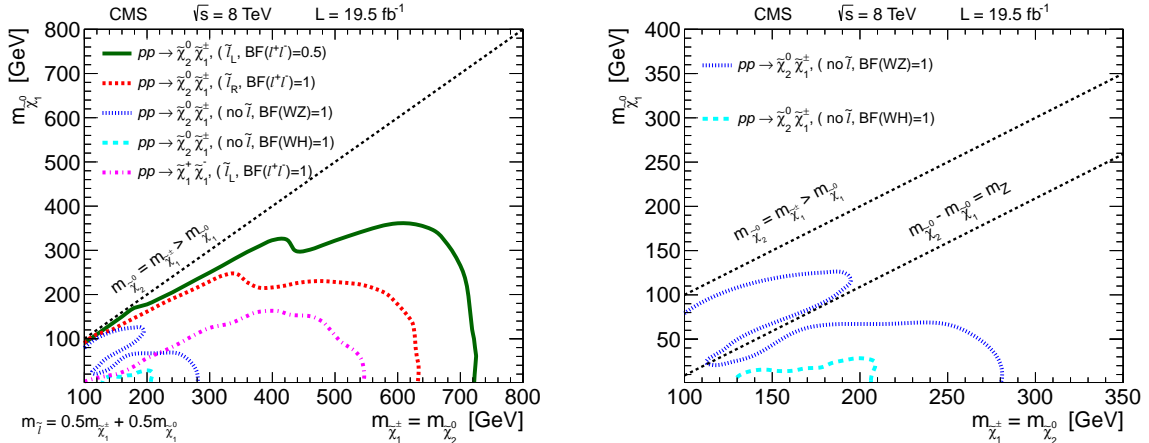


Figure 19: (left) Contours bounding the mass regions excluded at 95% CL for chargino-neutralino production with decays to left-handed sleptons, right-handed sleptons, or direct decays to Higgs and vector bosons, and for chargino-pair production, based on NLO+NLL signal cross sections. Where applicable, the $x_{\tilde{\chi}}$ value used to calculate the slepton mass is 0.5. (right) Expanded view for chargino-neutralino production with decays to Higgs and vector bosons.

Acknowledgements

We congratulate our colleagues in the CERN accelerator departments for the excellent performance of the LHC and thank the technical and administrative staffs at CERN and at other CMS institutes for their contributions to the success of the CMS effort. In addition, we gratefully acknowledge the computing centres and personnel of the Worldwide LHC Computing Grid

for delivering so effectively the computing infrastructure essential to our analyses. Finally, we acknowledge the enduring support for the construction and operation of the LHC and the CMS detector provided by the following funding agencies: the Austrian Federal Ministry of Science, Research and Economy and the Austrian Science Fund; the Belgian Fonds de la Recherche Scientifique, and Fonds voor Wetenschappelijk Onderzoek; the Brazilian Funding Agencies (CNPq, CAPES, FAPERJ, and FAPESP); the Bulgarian Ministry of Education and Science; CERN; the Chinese Academy of Sciences, Ministry of Science and Technology, and National Natural Science Foundation of China; the Colombian Funding Agency (COLCIENCIAS); the Croatian Ministry of Science, Education and Sport, and the Croatian Science Foundation; the Research Promotion Foundation, Cyprus; the Ministry of Education and Research, Estonian Research Council via IUT23-4 and IUT23-6 and European Regional Development Fund, Estonia; the Academy of Finland, Finnish Ministry of Education and Culture, and Helsinki Institute of Physics; the Institut National de Physique Nucléaire et de Physique des Particules / CNRS, and Commissariat à l'Énergie Atomique et aux Énergies Alternatives / CEA, France; the Bundesministerium für Bildung und Forschung, Deutsche Forschungsgemeinschaft, and Helmholtz-Gemeinschaft Deutscher Forschungszentren, Germany; the General Secretariat for Research and Technology, Greece; the National Scientific Research Foundation, and National Innovation Office, Hungary; the Department of Atomic Energy and the Department of Science and Technology, India; the Institute for Studies in Theoretical Physics and Mathematics, Iran; the Science Foundation, Ireland; the Istituto Nazionale di Fisica Nucleare, Italy; the Korean Ministry of Education, Science and Technology and the World Class University program of NRF, Republic of Korea; the Lithuanian Academy of Sciences; the Ministry of Education, and University of Malaya (Malaysia); the Mexican Funding Agencies (CINVESTAV, CONACYT, SEP, and UASLP-FAI); the Ministry of Business, Innovation and Employment, New Zealand; the Pakistan Atomic Energy Commission; the Ministry of Science and Higher Education and the National Science Centre, Poland; the Fundação para a Ciência e a Tecnologia, Portugal; JINR, Dubna; the Ministry of Education and Science of the Russian Federation, the Federal Agency of Atomic Energy of the Russian Federation, Russian Academy of Sciences, and the Russian Foundation for Basic Research; the Ministry of Education, Science and Technological Development of Serbia; the Secretaría de Estado de Investigación, Desarrollo e Innovación and Programa Consolider-Ingenio 2010, Spain; the Swiss Funding Agencies (ETH Board, ETH Zurich, PSI, SNF, UniZH, Canton Zurich, and SER); the Ministry of Science and Technology, Taipei; the Thailand Center of Excellence in Physics, the Institute for the Promotion of Teaching Science and Technology of Thailand, Special Task Force for Activating Research and the National Science and Technology Development Agency of Thailand; the Scientific and Technical Research Council of Turkey, and Turkish Atomic Energy Authority; the National Academy of Sciences of Ukraine, and State Fund for Fundamental Researches, Ukraine; the Science and Technology Facilities Council, UK; the US Department of Energy, and the US National Science Foundation.

Individuals have received support from the Marie-Curie programme and the European Research Council and EPLANET (European Union); the Leventis Foundation; the A. P. Sloan Foundation; the Alexander von Humboldt Foundation; the Belgian Federal Science Policy Office; the Fonds pour la Formation à la Recherche dans l'Industrie et dans l'Agriculture (FRIA-Belgium); the Agentschap voor Innovatie door Wetenschap en Technologie (IWT-Belgium); the Ministry of Education, Youth and Sports (MEYS) of the Czech Republic; the Council of Science and Industrial Research, India; the HOMING PLUS programme of Foundation for Polish Science, cofinanced from European Union, Regional Development Fund; the Compagnia di San Paolo (Torino); and the Thalís and Aristeia programmes cofinanced by EU-ESF and the Greek NSRF.

References

- [1] Y. A. Golfand and E. P. Likhtman, "Extension of the algebra of Poincare group generators and violation of p invariance", *JETP Lett.* **13** (1971) 452.
- [2] J. Wess and B. Zumino, "A lagrangian model invariant under supergauge transformations", *Phys. Lett. B* **49** (1974) 52, doi:10.1016/0370-2693(74)90578-4.
- [3] J. Wess and B. Zumino, "Supergauge transformations in four-dimensions", *Nucl. Phys. B* **70** (1974) 39, doi:10.1016/0550-3213(74)90355-1.
- [4] P. Fayet, "Spontaneously broken supersymmetric theories of weak, electromagnetic and strong interactions", *Phys. Lett. B* **69** (1977) 489, doi:10.1016/0370-2693(77)90852-8.
- [5] G. R. Farrar and P. Fayet, "Phenomenology of the production, decay, and detection of new hadronic states associated with supersymmetry", *Phys. Lett. B* **76** (1978) 575, doi:10.1016/0370-2693(78)90858-4.
- [6] CMS Collaboration, "Search for new physics in events with same-sign dileptons and b-tagged jets in pp collisions at $\sqrt{s} = 7$ TeV", *JHEP* **08** (2012) 110, doi:10.1007/JHEP08(2012)110, arXiv:1205.3933.
- [7] CMS Collaboration, "Search for new physics in events with opposite-sign leptons, jets, and missing transverse energy in pp collisions at $\sqrt{s} = 7$ TeV", *Phys. Lett. B* **718** (2013) 815, doi:10.1016/j.physletb.2012.11.036, arXiv:1206.3949.
- [8] CMS Collaboration, "Search for new physics with same-sign isolated dilepton events with jets and missing transverse energy", *Phys. Rev. Lett.* **109** (2012) 071803, doi:10.1103/PhysRevLett.109.071803, arXiv:1205.6615.
- [9] CMS Collaboration, "Search for physics beyond the standard model in events with a Z boson, jets, and missing transverse energy in pp collisions at $\sqrt{s} = 7$ TeV", *Phys. Lett. B* **716** (2012) 260, doi:10.1016/j.physletb.2012.08.026, arXiv:1204.3774.
- [10] CMS Collaboration, "Inclusive search for squarks and gluinos in pp collisions at $\sqrt{s} = 7$ TeV", *Phys. Rev. D* **85** (2012) 012004, doi:10.1103/PhysRevD.85.012004, arXiv:1107.1279.
- [11] CMS Collaboration, "Search for supersymmetry in pp collisions at $\sqrt{s} = 7$ TeV in events with a single lepton, jets, and missing transverse momentum", *Eur. Phys. J. C* **73** (2013) 2404, doi:10.1140/epjc/s10052-013-2404-z, arXiv:1212.6428.
- [12] CMS Collaboration, "Search for new physics in events with photons, jets, and missing transverse energy in pp collisions at $\sqrt{s} = 7$ TeV", *JHEP* **03** (2013) 111, doi:10.1007/JHEP03(2013)111, arXiv:1211.4784.
- [13] CMS Collaboration, "Search for anomalous production of multilepton events in pp collisions at $\sqrt{s} = 7$ TeV", *JHEP* **06** (2012) 169, doi:10.1007/JHEP06(2012)169, arXiv:1204.5341.
- [14] CMS Collaboration, "Search for top-squark pair production in the single-lepton final state in pp collisions at $\sqrt{s} = 8$ TeV", *Eur. Phys. J. C* **73** (2013) 2677, doi:10.1140/epjc/s10052-013-2677-2, arXiv:1308.1586.

- [15] CMS Collaboration, “Search for top squarks in R-parity-violating supersymmetry using three or more leptons and b-tagged jets”, *Phys. Rev. Lett.* **111** (2013) 221801, doi:10.1103/PhysRevLett.111.221801, arXiv:1306.6643.
- [16] CMS Collaboration, “Search for gluino mediated bottom- and top-squark production in multijet final states in pp collisions at 8 TeV”, *Phys. Lett. B* **725** (2013) 243, doi:10.1016/j.physletb.2013.06.058, arXiv:1305.2390.
- [17] CMS Collaboration, “Search for new physics in events with same-sign dileptons and jets in pp collisions at 8 TeV”, *JHEP* **01** (2014) 163, doi:10.1007/JHEP01(2014)163, arXiv:1311.6736.
- [18] CMS Collaboration, “Search for electroweak production of charginos and neutralinos using leptonic final states in pp collisions at $\sqrt{s} = 7$ TeV”, *JHEP* **11** (2012) 147, doi:10.1007/JHEP11(2012)147, arXiv:1209.6620.
- [19] ATLAS Collaboration, “Search for direct production of charginos and neutralinos in events with three leptons and missing transverse momentum in $\sqrt{s} = 8$ TeV pp collisions with the ATLAS detector”, *JHEP* **04** (2014) 169, doi:10.1007/JHEP04(2014)169, arXiv:1402.7029.
- [20] ATLAS Collaboration, “Search for direct production of charginos, neutralinos and sleptons in final states with two leptons and missing transverse momentum in pp collisions at $\sqrt{s} = 8$ TeV with the ATLAS detector”, (2014). arXiv:1403.5294. Submitted to *JHEP*.
- [21] ATLAS Collaboration, “Search for supersymmetry in events with four or more leptons in $\sqrt{s} = 8$ TeV pp collisions with the ATLAS detector”, (2014). arXiv:1405.5086.
- [22] S. P. Martin, “A supersymmetry primer”, *Adv. Ser. Direct. High Energy Phys.* **21** (2010) 1, doi:10.1142/9789814307505_0001, arXiv:hep-ph/9709356.
- [23] K. T. Matchev and S. D. Thomas, “Higgs and Z boson signatures of supersymmetry”, *Phys. Rev. D* **62** (2000) 077702, doi:10.1103/PhysRevD.62.077702, arXiv:hep-ph/9908482.
- [24] P. Meade, M. Reece, and D. Shih, “Prompt decays of general neutralino NLSPs at the Tevatron”, *JHEP* **05** (2010) 105, doi:10.1007/JHEP05(2010)105, arXiv:0911.4130.
- [25] J. T. Ruderman and D. Shih, “General neutralino NLSPs at the early LHC”, *JHEP* **08** (2012) 159, doi:10.1007/JHEP08(2012)159, arXiv:1103.6083.
- [26] CMS Collaboration, “The CMS experiment at the CERN LHC”, *JINST* **3** (2008) S08004, doi:10.1088/1748-0221/3/08/S08004.
- [27] P. M. Nadolsky et al., “Implications of CTEQ global analysis for collider observables”, *Phys. Rev. D* **78** (2008) 013004, doi:10.1103/PhysRevD.78.013004, arXiv:0802.0007.
- [28] J. Alwall et al., “MADGRAPH 5: going beyond”, *JHEP* **06** (2011) 128, doi:10.1007/JHEP06(2011)128, arXiv:1106.0522.
- [29] T. Sjöstrand, S. Mrenna, and P. Skands, “PYTHIA 6.4 physics and manual”, *JHEP* **05** (2006) 026, doi:10.1088/1126-6708/2006/05/026, arXiv:hep-ph/0603175.

- [30] J. M. Campbell and R. K. Ellis, “Top-quark processes at NLO in production and decay”, (2012). [arXiv:1206.2892](#).
- [31] J. M. Campbell, R. K. Ellis, and C. Williams, “Vector boson pair production at the LHC”, *JHEP* **07** (2011) 018, [doi:10.1007/JHEP07\(2011\)018](#).
- [32] R. Gavin, Y. Li, F. Petriello, and S. Quackenbush, “W Physics at the LHC with FEWZ 2.1”, *Comput. Phys. Commun.* **184** (2013) 208, [doi:10.1016/j.cpc.2012.09.005](#), [arXiv:1201.5896](#).
- [33] GEANT4 Collaboration, “GEANT4—a simulation toolkit”, *Nucl. Instr. Meth. A* **506** (2003) 250, [doi:10.1016/S0168-9002\(03\)01368-8](#).
- [34] B. Fuks, M. Klasen, D. R. Lamprea, and M. Rothering, “Gaugino production in proton-proton collisions at a center-of-mass energy of 8 TeV”, *JHEP* **10** (2012) 081, [doi:10.1007/JHEP10\(2012\)081](#), [arXiv:1207.2159](#).
- [35] B. Fuks, M. Klasen, D. R. Lamprea, and M. Rothering, “Precision predictions for electroweak superpartner production at hadron colliders with RESUMMINO”, *Eur. Phys. J. C* **73** (2013) 2480, [doi:10.1140/epjc/s10052-013-2480-0](#), [arXiv:1304.0790](#).
- [36] B. Fuks, M. Klasen, D. R. Lamprea, and M. Rothering, “Revisiting slepton pair production at the Large Hadron Collider”, *JHEP* **01** (2014) 168, [doi:10.1007/JHEP01\(2014\)168](#), [arXiv:1310.2621](#).
- [37] CMS Collaboration, “Measurement of the properties of a Higgs boson in the four-lepton final state”, (2013). [arXiv:1312.5353](#). In press in *Phys. Rev. D*.
- [38] CMS Collaboration S. Abdullin, et al., “The fast simulation of the CMS detector at LHC”, in *Proc. Int. Conf. on Computing and High Energy and Nuclear Physics (CHEP 2010)*. 2011. J. Phys. Conf. Ser., 331 (2011) 032049. [doi:10.1088/1742-6596/331/3/032049](#).
- [39] CMS Collaboration, “Particle-Flow Event Reconstruction in CMS and Performance for Jets, Taus, and MET”, CMS Physics Analysis Summary CMS-PAS-PFT-09-001, 2009.
- [40] CMS Collaboration, “Commissioning of the Particle-flow Event Reconstruction with the first LHC collisions recorded in the CMS detector”, CMS Physics Analysis Summary CMS-PAS-PFT-10-001, 2010.
- [41] CMS Collaboration, “Electron reconstruction and identification at $\sqrt{s} = 7$ TeV”, CMS Physics Analysis Summary CMS-PAS-EGM-10-004, 2010.
- [42] CMS Collaboration, “Performance of CMS muon reconstruction in pp collision events at $\sqrt{s} = 7$ TeV”, *JINST* **7** (2012) P10002, [doi:10.1088/1748-0221/7/10/P10002](#), [arXiv:1206.4071](#).
- [43] CMS Collaboration, “Photon reconstruction and identification at $\sqrt{s} = 7$ TeV”, CMS Physics Analysis Summary CMS-PAS-EGM-10-005, 2010.
- [44] CMS Collaboration, “Performance of τ lepton reconstruction and identification in CMS”, *JINST* **7** (2012) P01001, [doi:10.1088/1748-0221/7/01/P01001](#), [arXiv:1109.6034](#).
- [45] M. Cacciari, G. P. Salam, and G. Soyez, “The anti- k_T jet clustering algorithm”, *JHEP* **04** (2008) 063, [doi:10.1088/1126-6708/2008/04/063](#), [arXiv:0802.1189](#).

- [46] CMS Collaboration, “Determination of Jet Energy Calibration and Transverse Momentum Resolution in CMS”, *JINST* **6** (2011) P11002, doi:10.1088/1748-0221/6/11/P11002, arXiv:1107.4277.
- [47] M. Cacciari and G. P. Salam, “Pileup subtraction using jet areas”, *Phys. Lett. B* **659** (2008) 119, doi:10.1016/j.physletb.2007.09.077, arXiv:0707.1378.
- [48] CMS Collaboration, “Operational experience with the CMS hadronic calorimeter system”, *J. Phys. Conf. Ser.* **293** (2011) 012054, doi:10.1088/1742-6596/293/1/012054.
- [49] CMS Collaboration, “Identification of b-quark jets with the CMS experiment”, *JINST* **8** (2013) P04013, doi:10.1088/1748-0221/8/04/P04013, arXiv:1211.4462.
- [50] J. M. Campbell and R. K. Ellis, “ $t\bar{t}W^\pm$ production and decay at NLO”, *JHEP* **07** (2012) 052, doi:10.1007/JHEP07(2012)052, arXiv:1204.5678.
- [51] A. Kardos, Z. Trocsanyi, and C. Papadopoulos, “Top quark pair production in association with a Z-boson at next-to-leading-order accuracy”, *Phys. Rev. D* **85** (2012) 054015, doi:10.1103/PhysRevD.85.054015, arXiv:1111.0610.
- [52] M. V. Garzelli, A. Kardos, C. G. Papadopoulos, and Z. Trocsanyi, “ Z^0 -boson production in association with a $t\bar{t}$ pair at next-to-leading-order accuracy with parton shower effects”, *Phys. Rev. D* **85** (2012) 074022, doi:10.1103/PhysRevD.85.074022, arXiv:1111.1444.
- [53] CMS Collaboration, “Measurement of the inclusive W and Z production cross sections in pp collisions at $\sqrt{s} = 7$ TeV with the CMS experiment”, *JHEP* **10** (2011) 132, doi:10.1007/JHEP10(2011)132, arXiv:1107.4789.
- [54] ATLAS Collaboration, “Observation of a new particle in the search for the Standard Model Higgs boson with the ATLAS detector at the LHC”, *Phys. Lett. B* **716** (2012) 1, doi:10.1016/j.physletb.2012.08.020, arXiv:1207.7214.
- [55] CMS Collaboration, “Observation of a new boson at a mass of 125 GeV with the CMS experiment at the LHC”, *Phys. Lett. B* **716** (2012) 30, doi:10.1016/j.physletb.2012.08.021, arXiv:1207.7235.
- [56] CMS Collaboration, “Observation of a new boson with mass near 125 GeV in pp collisions at $\sqrt{s} = 7$ and 8 TeV”, *JHEP* **06** (2013) 081, doi:10.1007/JHEP06(2013)081, arXiv:1303.4571.
- [57] CMS Collaboration, “Search for anomalous production of events with three or more leptons in pp collisions at $\sqrt{s} = 8$ TeV”, (2014). arXiv:1404.5801. Submitted to *Phys. Rev. D*.
- [58] LHC Higgs Cross Section Working Group Collaboration, “Handbook of LHC Higgs Cross Sections: 3. Higgs Properties”, (2013). arXiv:1307.1347.
- [59] CMS Collaboration, “Search for the standard model Higgs boson produced in association with a W or a Z boson and decaying to bottom quarks”, *Phys. Rev. D* **89** (2014) 012003, doi:10.1103/PhysRevD.89.012003, arXiv:1310.3687.
- [60] Y. Bai, H.-C. Cheng, J. Gallicchio, and J. Gu, “Stop the top background of the stop search”, *JHEP* **07** (2012) 110, doi:10.1007/JHEP07(2012)110, arXiv:1203.4813.

- [61] M. Burns, K. Kong, K. T. Matchev, and M. Park, "Using Subsystem MT_2 for Complete Mass Determinations in Decay Chains with Missing Energy at Hadron Colliders", *JHEP* **03** (2009) 143, doi:10.1088/1126-6708/2009/03/143, arXiv:0810.5576.
- [62] K. T. Matchev and M. Park, "General Method for Determining the Masses of Semi-Invisibly Decaying Particles at Hadron Colliders", *Phys. Rev. Lett.* **107** (2011) 061801, doi:10.1103/PhysRevLett.107.061801, arXiv:0910.1584.
- [63] T. W. Anderson and D. A. Darling, "Asymptotic theory of certain "goodness of fit" criteria based on stochastic processes", *Ann. Math. Statist.* **23** (1952), no. 2, 169, doi:10.1214/aoms/1177729437.
- [64] T. Junk, "Confidence level computation for combining searches with small statistics", *Nucl. Instrum. Meth. A* **434** (1999) 435, doi:10.1016/S0168-9002(99)00498-2, arXiv:hep-ex/9902006.
- [65] A. L. Read, "Presentation of search results: The CL_s technique", *J. Phys. G* **28** (2002) 2693, doi:10.1088/0954-3899/28/10/313.
- [66] ATLAS and CMS Collaborations, "Procedure for the LHC Higgs boson search combination in summer 2011", Technical Report ATL-PHYS-PUB-2011-11, CMS-NOTE-2011-005, 2011.
- [67] CMS Collaboration, "CMS Luminosity Based on Pixel Cluster Counting - Summer 2013 Update", (2013).
- [68] M. Botje et al., "The PDF4LHC Working Group Interim Recommendations", (2011). arXiv:1101.0538.
- [69] K. Howe and P. Saraswat, "Excess Higgs Production in Neutralino Decays", *JHEP* **10** (2012) 065, doi:10.1007/JHEP10(2012)065, arXiv:1208.1542.

A Additional plots for the three-lepton and four-lepton searches

This appendix presents additional results from the three-lepton and four-lepton searches. The distributions of M_T versus $M_{\ell\ell}$ for three-lepton events are presented in Figs. 20-25. The corresponding numerical results are presented in Tables 11-13. The distribution of E_T^{miss} versus $M_{\ell\ell}$ for four-lepton events is presented in Fig. 26.

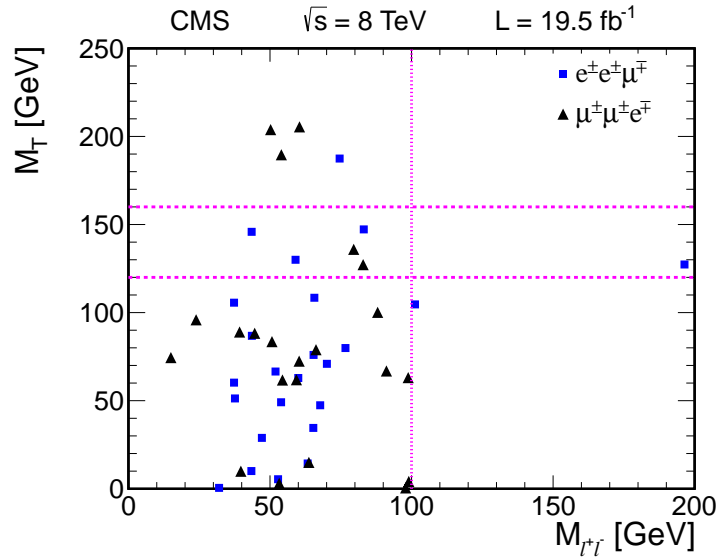


Figure 20: Distribution of M_T versus $M_{\ell\ell}$ for three-lepton $ee\mu$ and $e\mu\mu$ events without an OSSF pair. $M_{\ell\ell}$ is calculated by combining opposite-sign leptons and choosing the pair closest to the corresponding dilepton mass determined from $Z \rightarrow \tau\tau$ simulation. M_T is calculated using the remaining lepton.

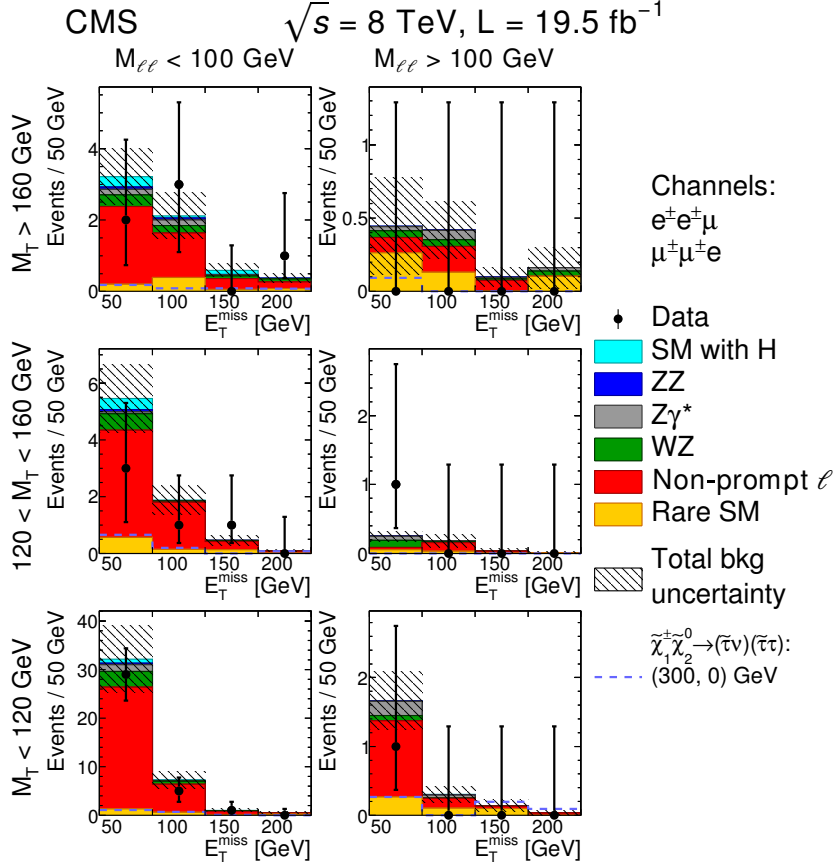


Figure 21: The E_T^{miss} distributions for three-lepton $ee\mu$ and $e\mu\mu$ events without an OSSF pair. The SM expectations are also shown. The E_T^{miss} distributions for an example signal scenario is overlaid. The first (second) number in parentheses indicates the value of $m_{\tilde{\chi}} (m_{\tilde{\chi}_1^0})$.

Table 11: Observed yields and SM expectations for three-lepton $ee\mu$ and $e\mu\mu$ events without an OSSF pair. The uncertainties include both the statistical and systematic components.

M_T (GeV)	E_T^{miss} (GeV)	$M_{\ell\ell} < 100 \text{ GeV}$		$M_{\ell\ell} > 100 \text{ GeV}$	
		Total bkg	Observed	Total bkg	Observed
>160	50–100	3.2 ± 0.8	2	0.44 ± 0.33	0
	100–150	2.1 ± 0.7	3	0.42 ± 0.19	0
	150–200	0.59 ± 0.18	0	0.10 ± 0.06	0
	>200	0.37 ± 0.13	1	0.16 ± 0.14	0
120–160	50–100	5.5 ± 1.2	3	0.25 ± 0.07	1
	100–150	1.9 ± 0.5	1	0.19 ± 0.10	0
	150–200	0.46 ± 0.18	1	0.03 ± 0.03	0
	>200	0.10 ± 0.05	0	0.008 ± 0.010	0
0–120	50–100	32 ± 7	29	1.7 ± 0.4	1
	100–150	7.3 ± 1.7	5	0.30 ± 0.11	0
	150–200	1.0 ± 0.3	1	0.14 ± 0.09	0
	>200	0.53 ± 0.24	0	0.03 ± 0.03	0

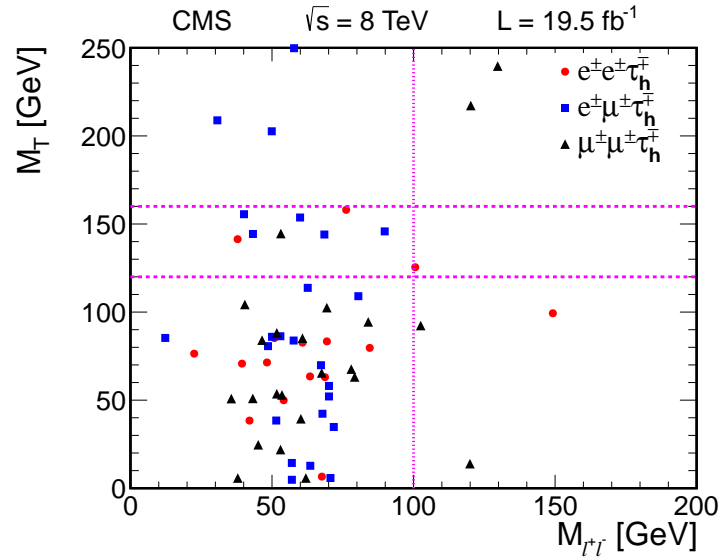


Figure 22: Distribution of M_T versus $M_{\ell\ell}$ for three-lepton events with a same-sign ee , $e\mu$, or $\mu\mu$ pair and one τ_h . $M_{\ell\ell}$ is calculated by combining opposite-sign leptons and choosing the pair closest to the corresponding dilepton mass determined from $Z \rightarrow \tau\tau$ simulation. M_T is calculated using the remaining lepton.

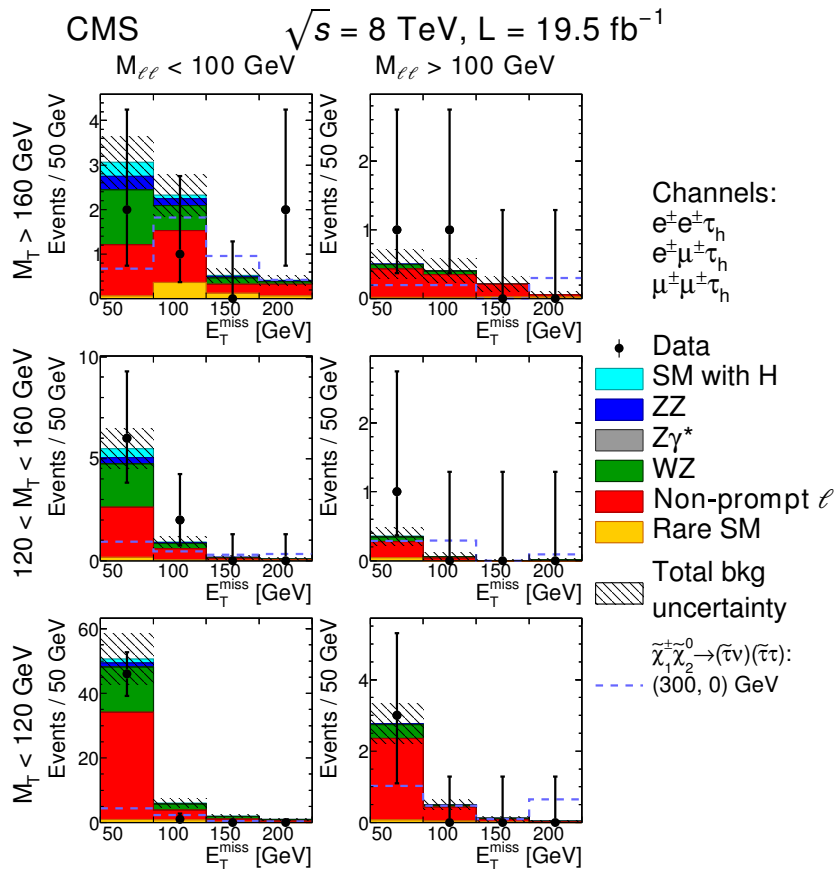


Figure 23: The E_T^{miss} distributions for three-lepton events with a same-sign ee , $e\mu$, or $\mu\mu$ pair and one τ_h . The SM expectations are also shown. The E_T^{miss} distributions for an example signal scenario is overlaid. The first (second) number in parentheses indicates the value of $m_{\tilde{\chi}} (m_{\tilde{\chi}_1^0})$.

Table 12: Observed yields and SM expectations for events with a same-sign ee , $e\mu$, or $\mu\mu$ pair and one τ_h . The uncertainties include both the statistical and systematic components.

M_T (GeV)	E_T^{miss} (GeV)	$M_{\ell\ell} < 100$ GeV		$M_{\ell\ell} > 100$ GeV	
		Total bkg	Observed	Total bkg	Observed
>160	50–100	3.1 ± 0.6	2	0.5 ± 0.2	1
	100–150	2.3 ± 0.5	1	0.4 ± 0.2	1
	150–200	0.5 ± 0.2	0	0.2 ± 0.1	0
	>200	0.4 ± 0.1	2	0.06 ± 0.05	0
120–160	50–100	6 ± 1	6	0.4 ± 0.1	1
	100–150	0.9 ± 0.3	2	0.06 ± 0.05	0
	150–200	0.3 ± 0.1	0	0.00 ± 0.01	0
	>200	0.06 ± 0.08	0	0.01 ± 0.01	0
0–120	50–100	51 ± 8	46	2.8 ± 0.6	3
	100–150	6 ± 1	1	0.5 ± 0.1	0
	150–200	2.0 ± 0.4	0	0.11 ± 0.07	0
	>200	0.9 ± 0.2	0	0.04 ± 0.02	0

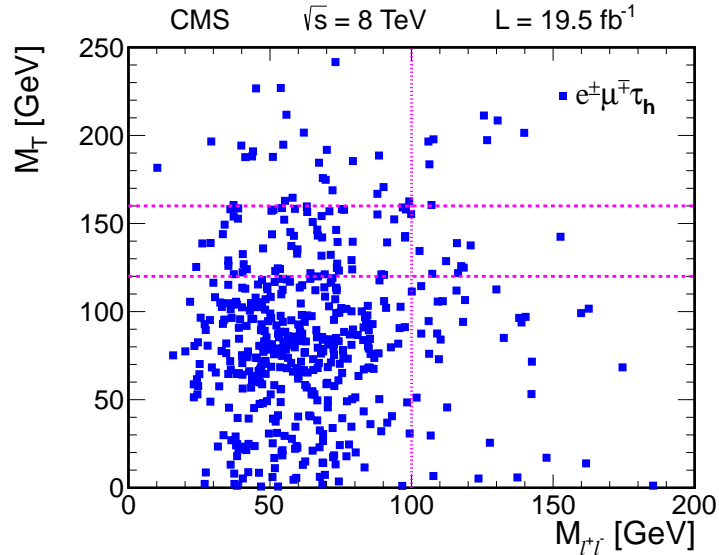


Figure 24: Distribution of M_T versus $M_{\ell\ell}$ for three-lepton events with an opposite-sign $e\mu$ pair and one τ_h . $M_{\ell\ell}$ is calculated by combining opposite-sign leptons and choosing the pair closest to the corresponding dilepton mass determined from $Z \rightarrow \tau\tau$ simulation. M_T is calculated using the remaining lepton.

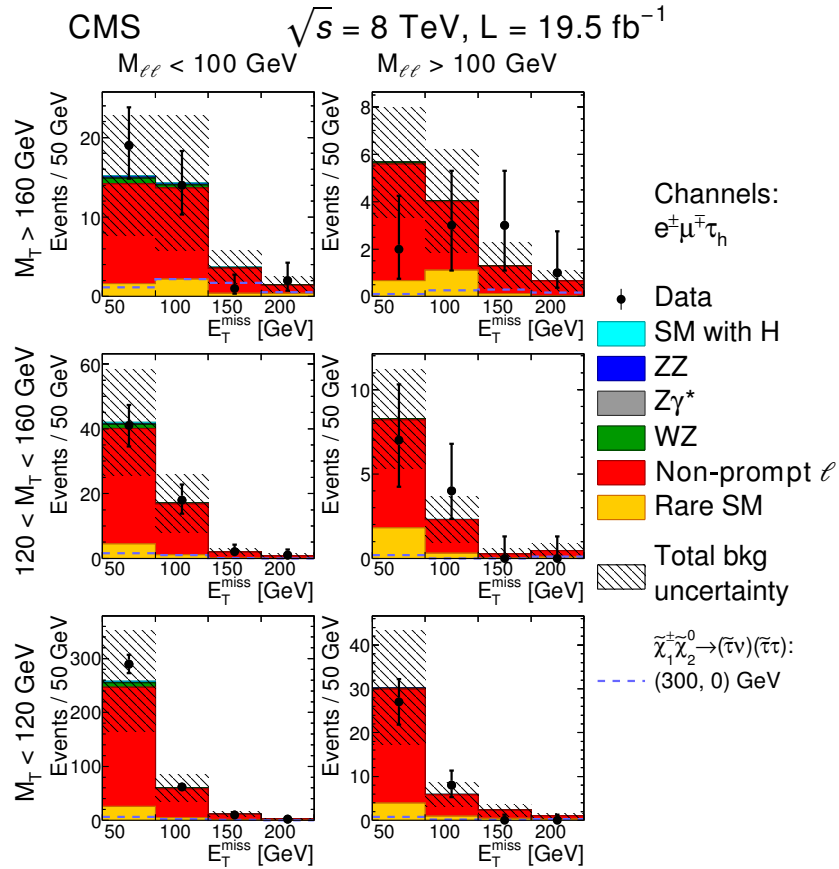


Figure 25: The E_T^{miss} distributions for three-lepton events with an opposite-sign $e\mu$ pair and one τ_h . The SM expectations are also shown. The E_T^{miss} distributions for an example signal scenario is overlaid. The first (second) number in parentheses indicates the value of $m_{\tilde{\chi}} (m_{\tilde{\chi}_1^0})$.

Table 13: Observed yields and SM expectations for events with an opposite-sign $e\mu$ pair and τ_h . The uncertainties include both the statistical and systematic components.

M_T (GeV)	E_T^{miss} (GeV)	$M_{\ell\ell} < 100 \text{ GeV}$		$M_{\ell\ell} > 100 \text{ GeV}$	
		Total bkg	Observed	Total bkg	Observed
>160	50–100	15 ± 8	19	5.7 ± 2.3	2
	100–150	14 ± 9	14	4.0 ± 2.2	3
	150–200	3.7 ± 2.1	1	1.3 ± 1.0	3
	>200	1.5 ± 1.0	2	0.7 ± 0.4	1
120–160	50–100	42 ± 16	41	8.3 ± 2.9	7
	100–150	17 ± 9	18	2.3 ± 1.3	4
	150–200	2.0 ± 1.2	2	0.27 ± 0.32	0
	>200	0.8 ± 0.5	1	0.5 ± 0.4	0
0–120	50–100	259 ± 93	290	30 ± 13	27
	100–150	60 ± 25	62	5.9 ± 2.6	8
	150–200	11 ± 5	10	2.3 ± 1.4	0
	>200	2.9 ± 1.4	2	1.1 ± 0.6	0

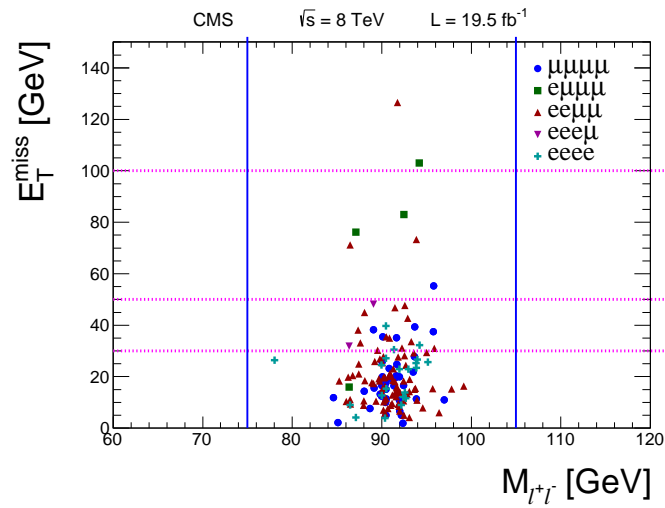


Figure 26: E_T^{miss} versus $M_{\ell\ell}$ for four-lepton events with an on-Z OSSF pair and no τ_h . The legend indicates the flavor breakdown of events. For events with two OSSF pairs, we choose the pair with mass closest to the Z boson mass.

B Additional results for the multilepton analysis

In this appendix, we present similar results as those presented in Table 7 for the multilepton analysis of Section 7.3 but for different values of $m_{\tilde{\chi}}$.

Table 14: Multilepton results for the $m_{\tilde{\chi}} = 150 \text{ GeV}, m_{\tilde{\chi}_1^0} = 1 \text{ GeV}$ scenario. See Table 7 for details.

N_{τ_h}	OSSF pair	E_T^{miss} (GeV)	Data	Total SM	Signal
0	Below Z	50–100	142	125 ± 28	14.9 ± 2.8
0	Below Z	100–150	16	21.3 ± 8.0	5.06 ± 0.86
0	None	0–50	53	52 ± 12	4.61 ± 0.99
0	None	50–100	35	38 ± 15	6.5 ± 1.1
0	None	100–150	7	9.3 ± 4.3	2.32 ± 0.43

Table 15: Multilepton results for the $m_{\tilde{\chi}} = 200 \text{ GeV}, m_{\tilde{\chi}_1^0} = 1 \text{ GeV}$ scenario. See Table 7 for details.

N_{τ_h}	OSSF pair	E_T^{miss} (GeV)	Data	Total SM	Signal
0	Below Z	50–100	142	125 ± 28	4.90 ± 0.91
0	Below Z	100–150	16	21.3 ± 8.0	2.63 ± 0.43
0	Below Z	150–200	5	2.9 ± 1.0	0.61 ± 0.16
0	None	50–100	35	38 ± 15	2.31 ± 0.43
0	None	100–150	7	9.3 ± 4.3	1.31 ± 0.26

Table 16: Multilepton results for the $m_{\tilde{\chi}} = 300 \text{ GeV}, m_{\tilde{\chi}_1^0} = 1 \text{ GeV}$ scenario. See Table 7 for details.

N_{τ_h}	OSSF pair	E_T^{miss} (GeV)	Data	Total SM	Signal
0	Below Z	100–150	16	21.3 ± 8.0	0.70 ± 0.13
0	Below Z	150–200	5	2.9 ± 1.0	0.348 ± 0.067
0	Below Z	>200	0	0.88 ± 0.31	0.218 ± 0.041
0	Above Z	150–200	1	2.48 ± 0.68	0.180 ± 0.045
1	None	150–200	8	15.1 ± 7.4	0.44 ± 0.12

Table 17: Multilepton results for the $m_{\tilde{\chi}} = 400 \text{ GeV}, m_{\tilde{\chi}_1^0} = 1 \text{ GeV}$ scenario. See Table 7 for details.

N_{Th}	OSSF pair	$E_{\text{T}}^{\text{miss}}$ (GeV)	Data	Total SM	Signal
0	Below Z	100–150	16	21.3 ± 8.0	0.167 ± 0.028
0	Below Z	150–200	5	2.9 ± 1.0	0.138 ± 0.025
0	Below Z	>200	0	0.88 ± 0.31	0.137 ± 0.025
0	None	>200	0	0.42 ± 0.22	0.057 ± 0.011
1	None	>200	3	2.4 ± 1.1	0.152 ± 0.038

C One-dimensional exclusion plots in the $WH + E_T^{\text{miss}}$ final state

In Fig. 27, the cross section upper limits for the $WH + E_T^{\text{miss}}$ signal model are presented as a function of $m_{\tilde{\chi}}$, for a fixed mass $m_{\tilde{\chi}_1^0} = 1$ GeV, both individually from the three search regions and their combination.

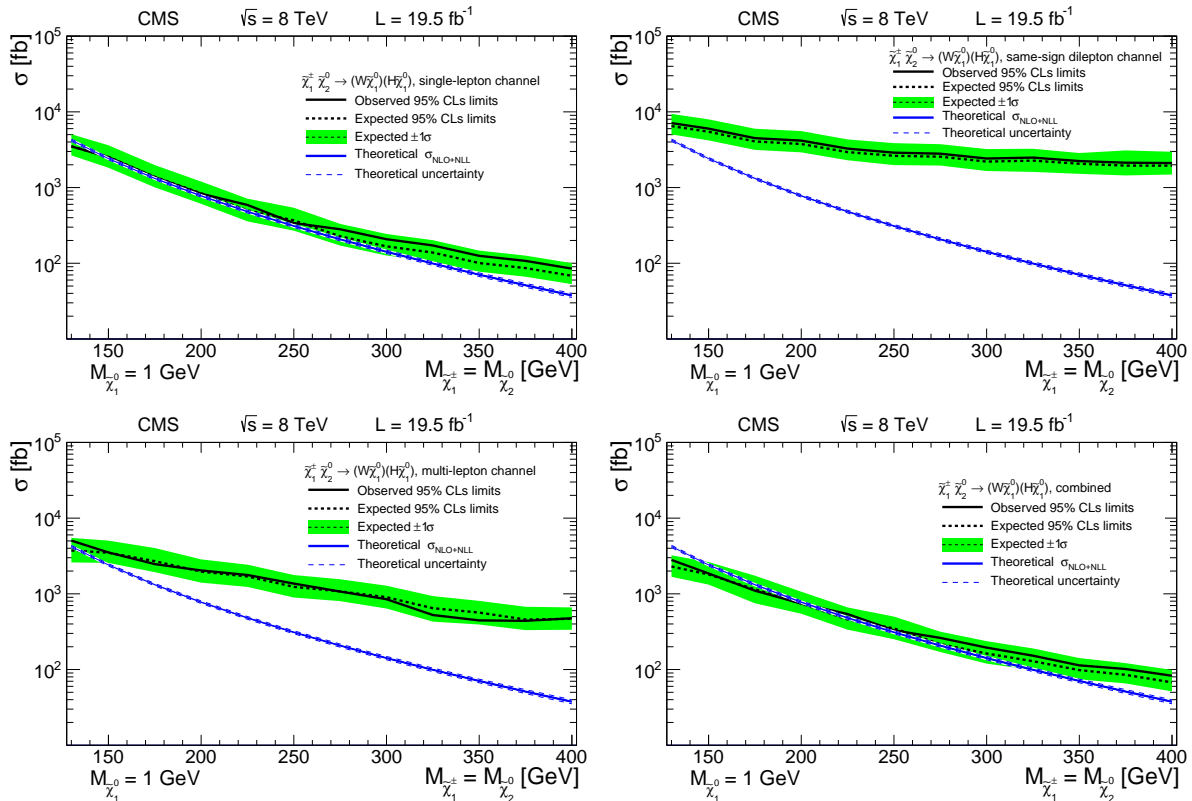


Figure 27: The interpretations of the results from (upper left) the single-lepton search, (upper right) the same-sign dilepton search, (lower left) the multilepton search, and (lower right) the combination of the three searches. The black curves show the expected (dashed) and observed (solid) limits on the $\tilde{\chi}_1^\pm \tilde{\chi}_2^0$ cross section times $\mathcal{B}(\tilde{\chi}_1^\pm \tilde{\chi}_2^0 \rightarrow WH + E_T^{\text{miss}})$. The green band shows the one-standard-deviation variation of the expected limit due to experimental uncertainties. The solid blue curve shows the theoretical prediction for the cross section, with the dashed blue bands indicating the uncertainty of the cross section calculation.

D The CMS Collaboration

Yerevan Physics Institute, Yerevan, Armenia

V. Khachatryan, A.M. Sirunyan, A. Tumasyan

Institut für Hochenergiephysik der OeAW, Wien, Austria

W. Adam, T. Bergauer, M. Dragicevic, J. Erö, C. Fabjan¹, M. Friedl, R. Frühwirth¹, V.M. Ghete, C. Hartl, N. Hörmann, J. Hrubec, M. Jeitler¹, W. Kiesenhofer, V. Knünz, M. Krammer¹, I. Krätschmer, D. Liko, I. Mikulec, D. Rabady², B. Rahbaran, H. Rohringer, R. Schöfbeck, J. Strauss, A. Taurok, W. Treberer-Treberspurg, W. Waltenberger, C.-E. Wulz¹

National Centre for Particle and High Energy Physics, Minsk, Belarus

V. Mossolov, N. Shumeiko, J. Suarez Gonzalez

Universiteit Antwerpen, Antwerpen, Belgium

S. Alderweireldt, M. Bansal, S. Bansal, T. Cornelis, E.A. De Wolf, X. Janssen, A. Knutsson, S. Luyckx, S. Ochesanu, B. Roland, R. Rougny, M. Van De Klundert, H. Van Haevermaet, P. Van Mechelen, N. Van Remortel, A. Van Spilbeeck

Vrije Universiteit Brussel, Brussel, Belgium

F. Blekman, S. Blyweert, J. D'Hondt, N. Daci, N. Heracleous, A. Kalogeropoulos, J. Keaveney, T.J. Kim, S. Lowette, M. Maes, A. Olbrechts, Q. Python, D. Strom, S. Tavernier, W. Van Doninck, P. Van Mulders, G.P. Van Onsem, I. Vilella

Université Libre de Bruxelles, Bruxelles, Belgium

C. Caillol, B. Clerbaux, G. De Lentdecker, D. Dobur, L. Favart, A.P.R. Gay, A. Grebenyuk, A. Léonard, A. Mohammadi, L. Perniè², T. Reis, T. Seva, L. Thomas, C. Vander Velde, P. Vanlaer, J. Wang

Ghent University, Ghent, Belgium

V. Adler, K. Beernaert, L. Benucci, A. Cimmino, S. Costantini, S. Crucy, S. Dildick, A. Fagot, G. Garcia, J. Mccartin, A.A. Ocampo Rios, D. Ryckbosch, S. Salva Diblen, M. Sigamani, N. Strobbe, F. Thyssen, M. Tytgat, E. Yazgan, N. Zaganidis

Université Catholique de Louvain, Louvain-la-Neuve, Belgium

S. Basegmez, C. Beluffi³, G. Bruno, R. Castello, A. Caudron, L. Ceard, G.G. Da Silveira, C. Delaere, T. du Pree, D. Favart, L. Forthomme, A. Giammanco⁴, J. Hollar, P. Jez, M. Komm, V. Lemaître, J. Liao, C. Nuttens, D. Pagano, L. Perrini, A. Pin, K. Piotrkowski, A. Popov⁵, L. Quertenmont, M. Selvaggi, M. Vidal Marono, J.M. Vizan Garcia

Université de Mons, Mons, Belgium

N. Bely, T. Caebergs, E. Daubie, G.H. Hammad

Centro Brasileiro de Pesquisas Físicas, Rio de Janeiro, Brazil

W.L. Aldá Júnior, G.A. Alves, M. Correa Martins Junior, T. Dos Reis Martins, M.E. Pol

Universidade do Estado do Rio de Janeiro, Rio de Janeiro, Brazil

W. Carvalho, J. Chinellato⁶, A. Custódio, E.M. Da Costa, D. De Jesus Damiao, C. De Oliveira Martins, S. Fonseca De Souza, H. Malbouisson, M. Malek, D. Matos Figueiredo, L. Mundim, H. Nogima, W.L. Prado Da Silva, J. Santaolalla, A. Santoro, A. Sznajder, E.J. Tonelli Manganote⁶, A. Vilela Pereira

Universidade Estadual Paulista ^a, Universidade Federal do ABC ^b, São Paulo, Brazil

C.A. Bernardes^b, F.A. Dias^{a,7}, T.R. Fernandez Perez Tomei^a, E.M. Gregores^b, P.G. Mercadante^b, S.F. Novaes^a, Sandra S. Padula^a

Institute for Nuclear Research and Nuclear Energy, Sofia, Bulgaria

A. Aleksandrov, V. Genchev², P. Iaydjiev, A. Marinov, S. Piperov, M. Rodozov, G. Sultanov, M. Vutova

University of Sofia, Sofia, Bulgaria

A. Dimitrov, I. Glushkov, R. Hadjiiska, V. Kozhuharov, L. Litov, B. Pavlov, P. Petkov

Institute of High Energy Physics, Beijing, China

J.G. Bian, G.M. Chen, H.S. Chen, M. Chen, R. Du, C.H. Jiang, D. Liang, S. Liang, R. Plestina⁸, J. Tao, X. Wang, Z. Wang

State Key Laboratory of Nuclear Physics and Technology, Peking University, Beijing, China

C. Asawatangtrakuldee, Y. Ban, Y. Guo, Q. Li, W. Li, S. Liu, Y. Mao, S.J. Qian, D. Wang, L. Zhang, W. Zou

Universidad de Los Andes, Bogota, Colombia

C. Avila, L.F. Chaparro Sierra, C. Florez, J.P. Gomez, B. Gomez Moreno, J.C. Sanabria

Technical University of Split, Split, Croatia

N. Godinovic, D. Lelas, D. Polic, I. Puljak

University of Split, Split, Croatia

Z. Antunovic, M. Kovac

Institute Rudjer Boskovic, Zagreb, Croatia

V. Brigljevic, K. Kadija, J. Luetic, D. Mekterovic, L. Sudic

University of Cyprus, Nicosia, Cyprus

A. Attikis, G. Mavromanolakis, J. Mousa, C. Nicolaou, F. Ptochos, P.A. Razis

Charles University, Prague, Czech Republic

M. Bodlak, M. Finger, M. Finger Jr.⁹

Academy of Scientific Research and Technology of the Arab Republic of Egypt, Egyptian Network of High Energy Physics, Cairo, Egypt

Y. Assran¹⁰, A. Ellithi Kamel¹¹, M.A. Mahmoud¹², A. Radi^{13,14}

National Institute of Chemical Physics and Biophysics, Tallinn, Estonia

M. Kadastik, M. Murumaa, M. Raidal, A. Tiko

Department of Physics, University of Helsinki, Helsinki, Finland

P. Eerola, G. Fedi, M. Voutilainen

Helsinki Institute of Physics, Helsinki, Finland

J. Härkönen, V. Karimäki, R. Kinnunen, M.J. Kortelainen, T. Lampén, K. Lassila-Perini, S. Lehti, T. Lindén, P. Luukka, T. Mäenpää, T. Peltola, E. Tuominen, J. Tuominiemi, E. Tuovinen, L. Wendland

Lappeenranta University of Technology, Lappeenranta, Finland

T. Tuuva

DSM/IRFU, CEA/Saclay, Gif-sur-Yvette, France

M. Besancon, F. Couderc, M. Dejardin, D. Denegri, B. Fabbro, J.L. Faure, C. Favaro, F. Ferri, S. Ganjour, A. Givernaud, P. Gras, G. Hamel de Monchenault, P. Jarry, E. Locci, J. Malcles, J. Rander, A. Rosowsky, M. Titov

Laboratoire Leprince-Ringuet, Ecole Polytechnique, IN2P3-CNRS, Palaiseau, France

S. Baffioni, F. Beaudette, P. Busson, C. Charlot, T. Dahms, M. Dalchenko, L. Dobrzynski, N. Filipovic, A. Florent, R. Granier de Cassagnac, L. Mastrolorenzo, P. Miné, C. Mironov, I.N. Naranjo, M. Nguyen, C. Ochando, P. Paganini, R. Salerno, J.B. Sauvan, Y. Sirois, C. Veelken, Y. Yilmaz, A. Zabi

Institut Pluridisciplinaire Hubert Curien, Université de Strasbourg, Université de Haute Alsace Mulhouse, CNRS/IN2P3, Strasbourg, France

J.-L. Agram¹⁵, J. Andrea, A. Aubin, D. Bloch, J.-M. Brom, E.C. Chabert, C. Collard, E. Conte¹⁵, J.-C. Fontaine¹⁵, D. Gelé, U. Goerlach, C. Goetzmann, A.-C. Le Bihan, P. Van Hove

Centre de Calcul de l'Institut National de Physique Nucleaire et de Physique des Particules, CNRS/IN2P3, Villeurbanne, France

S. Gadrat

Université de Lyon, Université Claude Bernard Lyon 1, CNRS-IN2P3, Institut de Physique Nucléaire de Lyon, Villeurbanne, France

S. Beauceron, N. Beaupere, G. Boudoul², S. Brochet, C.A. Carrillo Montoya, J. Chasserat, R. Chierici, D. Contardo², P. Depasse, H. El Mamouni, J. Fan, J. Fay, S. Gascon, M. Gouzevitch, B. Ille, T. Kurca, M. Lethuillier, L. Mirabito, S. Perries, J.D. Ruiz Alvarez, D. Sabes, L. Sgandurra, V. Sordini, M. Vander Donckt, P. Verdier, S. Viret, H. Xiao

Institute of High Energy Physics and Informatization, Tbilisi State University, Tbilisi, Georgia

Z. Tsamalaidze⁹

RWTH Aachen University, I. Physikalisches Institut, Aachen, Germany

C. Autermann, S. Beranek, M. Bontenackels, M. Edelhoff, L. Feld, O. Hindrichs, K. Klein, A. Ostapchuk, A. Perieanu, F. Raupach, J. Sammet, S. Schael, H. Weber, B. Wittmer, V. Zhukov⁵

RWTH Aachen University, III. Physikalisches Institut A, Aachen, Germany

M. Ata, E. Dietz-Laursonn, D. Duchardt, M. Erdmann, R. Fischer, A. Güth, T. Hebbeker, C. Heidemann, K. Hoepfner, D. Klingebiel, S. Knutzen, P. Kreuzer, M. Merschmeyer, A. Meyer, M. Olschewski, K. Padeken, P. Papacz, H. Reithler, S.A. Schmitz, L. Sonnenschein, D. Teysier, S. Thüer, M. Weber

RWTH Aachen University, III. Physikalisches Institut B, Aachen, Germany

V. Cherepanov, Y. Erdogan, G. Flügge, H. Geenen, M. Geisler, W. Haj Ahmad, F. Hoehle, B. Kargoll, T. Kress, Y. Kuessel, J. Lingemann², A. Nowack, I.M. Nugent, L. Perchalla, O. Pooth, A. Stahl

Deutsches Elektronen-Synchrotron, Hamburg, Germany

I. Asin, N. Bartosik, J. Behr, W. Behrenhoff, U. Behrens, A.J. Bell, M. Bergholz¹⁶, A. Bethani, K. Borras, A. Burgmeier, A. Cakir, L. Calligaris, A. Campbell, S. Choudhury, F. Costanza, C. Diez Pardos, S. Dooling, T. Dorland, G. Eckerlin, D. Eckstein, T. Eichhorn, G. Flucke, J. Garay Garcia, A. Geiser, P. Gunnellini, J. Hauk, G. Hellwig, M. Hempel, D. Horton, H. Jung, M. Kasemann, P. Katsas, J. Kieseler, C. Kleinwort, D. Krücker, W. Lange, J. Leonard, K. Lipka, A. Lobanov, W. Lohmann¹⁶, B. Lutz, R. Mankel, I. Marfin, I.-A. Melzer-Pellmann, A.B. Meyer, J. Mnich, A. Mussgiller, S. Naumann-Emme, A. Nayak, O. Novgorodova, F. Nowak, E. Ntomari, H. Perrey, D. Pitzl, R. Placakyte, A. Raspereza, P.M. Ribeiro Cipriano, E. Ron, M.Ö. Sahin, J. Salfeld-Nebgen, P. Saxena, R. Schmidt¹⁶, T. Schoerner-Sadenius, M. Schröder, S. Spannagel, A.D.R. Vargas Trevino, R. Walsh, C. Wissing

University of Hamburg, Hamburg, Germany

M. Aldaya Martin, V. Blobel, M. Centis Vignali, J. Erfle, E. Garutti, K. Goebel, M. Görner, J. Haller, M. Hoffmann, R.S. Höing, H. Kirschenmann, R. Klanner, R. Kogler, J. Lange, T. Lapsien, T. Lenz, I. Marchesini, J. Ott, T. Peiffer, N. Pietsch, D. Rathjens, C. Sander, H. Schettler, P. Schleper, E. Schlieckau, A. Schmidt, M. Seidel, J. Sibille¹⁷, V. Sola, H. Stadie, G. Steinbrück, D. Troendle, E. Usai, L. Vanelderen

Institut für Experimentelle Kernphysik, Karlsruhe, Germany

C. Barth, C. Baus, J. Berger, C. Böser, E. Butz, T. Chwalek, W. De Boer, A. Descroix, A. Dierlamm, M. Feindt, F. Frensch, M. Giffels, F. Hartmann², T. Hauth², U. Husemann, I. Katkov⁵, A. Kornmayer², E. Kuznetsova, P. Lobelle Pardo, M.U. Mozer, Th. Müller, A. Nürnberg, G. Quast, K. Rabbertz, F. Ratnikov, S. Röcker, H.J. Simonis, F.M. Stober, R. Ulrich, J. Wagner-Kuhr, S. Wayand, T. Weiler, R. Wolf

Institute of Nuclear and Particle Physics (INPP), NCSR Demokritos, Aghia Paraskevi, Greece

G. Anagnostou, G. Daskalakis, T. Gerasis, V.A. Giakoumopoulou, A. Kyriakis, D. Loukas, A. Markou, C. Markou, A. Psallidas, I. Topsis-Giotis

University of Athens, Athens, Greece

A. Panagiotou, N. Saoulidou, E. Stiliaris

University of Ioánnina, Ioánnina, Greece

X. Aslanoglou, I. Evangelou, G. Flouris, C. Foudas, P. Kokkas, N. Manthos, I. Papadopoulos, E. Paradas

Wigner Research Centre for Physics, Budapest, Hungary

G. Bencze, C. Hajdu, P. Hidas, D. Horvath¹⁸, F. Sikler, V. Veszpremi, G. Vesztergombi¹⁹, A.J. Zsigmond

Institute of Nuclear Research ATOMKI, Debrecen, Hungary

N. Beni, S. Czellar, J. Karancsi²⁰, J. Molnar, J. Palinkas, Z. Szillasi

University of Debrecen, Debrecen, Hungary

P. Raics, Z.L. Trocsanyi, B. Ujvari

National Institute of Science Education and Research, Bhubaneswar, India

S.K. Swain

Panjab University, Chandigarh, India

S.B. Beri, V. Bhatnagar, N. Dhingra, R. Gupta, U. Bhawandeep, A.K. Kalsi, M. Kaur, M. Mittal, N. Nishu, J.B. Singh

University of Delhi, Delhi, India

Ashok Kumar, Arun Kumar, S. Ahuja, A. Bhardwaj, B.C. Choudhary, A. Kumar, S. Malhotra, M. Naimuddin, K. Ranjan, V. Sharma

Saha Institute of Nuclear Physics, Kolkata, India

S. Banerjee, S. Bhattacharya, K. Chatterjee, S. Dutta, B. Gomber, Sa. Jain, Sh. Jain, R. Khurana, A. Modak, S. Mukherjee, D. Roy, S. Sarkar, M. Sharan

Bhabha Atomic Research Centre, Mumbai, India

A. Abdulsalam, D. Dutta, S. Kailas, V. Kumar, A.K. Mohanty², L.M. Pant, P. Shukla, A. Topkar

Tata Institute of Fundamental Research, Mumbai, India

T. Aziz, S. Banerjee, R.M. Chatterjee, R.K. Dewanjee, S. Dugad, S. Ganguly, S. Ghosh,

M. Guchait, A. Gurtu²¹, G. Kole, S. Kumar, M. Maity²², G. Majumder, K. Mazumdar, G.B. Mohanty, B. Parida, K. Sudhakar, N. Wickramage²³

Institute for Research in Fundamental Sciences (IPM), Tehran, Iran

H. Bakhshiansohi, H. Behnamian, S.M. Etesami²⁴, A. Fahim²⁵, R. Goldouzian, A. Jafari, M. Khakzad, M. Mohammadi Najafabadi, M. Naseri, S. Paktinat Mehdiabadi, B. Safarzadeh²⁶, M. Zeinali

University College Dublin, Dublin, Ireland

M. Felcini, M. Grunewald

INFN Sezione di Bari ^a, Università di Bari ^b, Politecnico di Bari ^c, Bari, Italy

M. Abbrescia^{a,b}, L. Barbone^{a,b}, C. Calabria^{a,b}, S.S. Chhibra^{a,b}, A. Colaleo^a, D. Creanza^{a,c}, N. De Filippis^{a,c}, M. De Palma^{a,b}, L. Fiore^a, G. Iaselli^{a,c}, G. Maggi^{a,c}, M. Maggi^a, S. My^{a,c}, S. Nuzzo^{a,b}, A. Pompili^{a,b}, G. Pugliese^{a,c}, R. Radogna^{a,b,2}, G. Selvaggi^{a,b}, L. Silvestris^{a,2}, G. Singh^{a,b}, R. Venditti^{a,b}, P. Verwilligen^a, G. Zito^a

INFN Sezione di Bologna ^a, Università di Bologna ^b, Bologna, Italy

G. Abbiendi^a, A.C. Benvenuti^a, D. Bonacorsi^{a,b}, S. Braibant-Giacomelli^{a,b}, L. Brigliadori^{a,b}, R. Campanini^{a,b}, P. Capiluppi^{a,b}, A. Castro^{a,b}, F.R. Cavallo^a, G. Codispoti^{a,b}, M. Cuffiani^{a,b}, G.M. Dallavalle^a, F. Fabbri^a, A. Fanfani^{a,b}, D. Fasanella^{a,b}, P. Giacomelli^a, C. Grandi^a, L. Guiducci^{a,b}, S. Marcellini^a, G. Masetti^{a,2}, A. Montanari^a, F.L. Navarria^{a,b}, A. Perrotta^a, F. Primavera^{a,b}, A.M. Rossi^{a,b}, T. Rovelli^{a,b}, G.P. Siroli^{a,b}, N. Tosi^{a,b}, R. Travaglini^{a,b}

INFN Sezione di Catania ^a, Università di Catania ^b, CSFNSM ^c, Catania, Italy

S. Albergo^{a,b}, G. Cappello^a, M. Chiorboli^{a,b}, S. Costa^{a,b}, F. Giordano^{a,c,2}, R. Potenza^{a,b}, A. Tricomi^{a,b}, C. Tuve^{a,b}

INFN Sezione di Firenze ^a, Università di Firenze ^b, Firenze, Italy

G. Barbagli^a, V. Ciulli^{a,b}, C. Civinini^a, R. D'Alessandro^{a,b}, E. Focardi^{a,b}, E. Gallo^a, S. Gonzi^{a,b}, V. Gori^{a,b,2}, P. Lenzi^{a,b}, M. Meschini^a, S. Paoletti^a, G. Sguazzoni^a, A. Tropiano^{a,b}

INFN Laboratori Nazionali di Frascati, Frascati, Italy

L. Benussi, S. Bianco, F. Fabbri, D. Piccolo

INFN Sezione di Genova ^a, Università di Genova ^b, Genova, Italy

F. Ferro^a, M. Lo Vetere^{a,b}, E. Robutti^a, S. Tosi^{a,b}

INFN Sezione di Milano-Bicocca ^a, Università di Milano-Bicocca ^b, Milano, Italy

M.E. Dinardo^{a,b}, S. Fiorendi^{a,b,2}, S. Gennai^{a,2}, R. Gerosa², A. Ghezzi^{a,b}, P. Govoni^{a,b}, M.T. Lucchini^{a,b,2}, S. Malvezzi^a, R.A. Manzoni^{a,b}, A. Martelli^{a,b}, B. Marzocchi, D. Menasce^a, L. Moroni^a, M. Paganoni^{a,b}, D. Pedrini^a, S. Ragazzi^{a,b}, N. Redaelli^a, T. Tabarelli de Fatis^{a,b}

INFN Sezione di Napoli ^a, Università di Napoli 'Federico II' ^b, Università della Basilicata (Potenza) ^c, Università G. Marconi (Roma) ^d, Napoli, Italy

S. Buontempo^a, N. Cavallo^{a,c}, S. Di Guida^{a,d,2}, F. Fabozzi^{a,c}, A.O.M. Iorio^{a,b}, L. Lista^a, S. Meola^{a,d,2}, M. Merola^a, P. Paolucci^{a,2}

INFN Sezione di Padova ^a, Università di Padova ^b, Università di Trento (Trento) ^c, Padova, Italy

P. Azzi^a, N. Bacchetta^a, M. Biasotto^{a,27}, D. Bisello^{a,b}, A. Branca^{a,b}, R. Carlin^{a,b}, P. Checchia^a, M. Dall'Osso^{a,b}, T. Dorigo^a, U. Dosselli^a, F. Fanzago^a, M. Galanti^{a,b}, F. Gasparini^{a,b}, U. Gasparini^{a,b}, A. Gozzelino^a, K. Kanishchev^{a,c}, S. Lacaprara^a, M. Margoni^{a,b}, A.T. Meneguzzo^{a,b}, J. Pazzini^{a,b}, N. Pozzobon^{a,b}, P. Ronchese^{a,b}, F. Simonetto^{a,b}, E. Torassa^a, M. Tosi^{a,b}, P. Zotto^{a,b}, A. Zucchetta^{a,b}

INFN Sezione di Pavia ^a, Università di Pavia ^b, Pavia, ItalyM. Gabusi^{a,b}, S.P. Ratti^{a,b}, C. Riccardi^{a,b}, P. Salvini^a, P. Vitulo^{a,b}**INFN Sezione di Perugia ^a, Università di Perugia ^b, Perugia, Italy**M. Biasini^{a,b}, G.M. Bilei^a, D. Ciangottini^{a,b}, L. Fanò^{a,b}, P. Lariccia^{a,b}, G. Mantovani^{a,b}, M. Menichelli^a, F. Romeo^{a,b}, A. Saha^a, A. Santocchia^{a,b}, A. Spiezia^{a,b,2}**INFN Sezione di Pisa ^a, Università di Pisa ^b, Scuola Normale Superiore di Pisa ^c, Pisa, Italy**K. Androsov^{a,28}, P. Azzurri^a, G. Bagliesi^a, J. Bernardini^a, T. Boccali^a, G. Broccolo^{a,c}, R. Castaldi^a, M.A. Ciocci^{a,28}, R. Dell'Orso^a, S. Donato^{a,c}, F. Fiori^{a,c}, L. Foà^{a,c}, A. Giassi^a, M.T. Grippo^{a,28}, F. Ligabue^{a,c}, T. Lomtadze^a, L. Martini^{a,b}, A. Messineo^{a,b}, C.S. Moon^{a,29}, F. Palla^{a,2}, A. Rizzi^{a,b}, A. Savoy-Navarro^{a,30}, A.T. Serban^a, P. Spagnolo^a, P. Squillacioti^{a,28}, R. Tenchini^a, G. Tonelli^{a,b}, A. Venturi^a, P.G. Verdini^a, C. Vernieri^{a,c,2}**INFN Sezione di Roma ^a, Università di Roma ^b, Roma, Italy**L. Barone^{a,b}, F. Cavallari^a, D. Del Re^{a,b}, M. Diemoz^a, M. Grassi^{a,b}, C. Jorda^a, E. Longo^{a,b}, F. Margaroli^{a,b}, P. Meridiani^a, F. Micheli^{a,b,2}, S. Nourbakhsh^{a,b}, G. Organtini^{a,b}, R. Paramatti^a, S. Rahatlou^{a,b}, C. Rovelli^a, F. Santanastasio^{a,b}, L. Soffi^{a,b,2}, P. Traczyk^{a,b}**INFN Sezione di Torino ^a, Università di Torino ^b, Università del Piemonte Orientale (Novara) ^c, Torino, Italy**N. Amapane^{a,b}, R. Arcidiacono^{a,c}, S. Argiro^{a,b,2}, M. Arneodo^{a,c}, R. Bellan^{a,b}, C. Biino^a, N. Cartiglia^a, S. Casasso^{a,b,2}, M. Costa^{a,b}, A. Degano^{a,b}, N. Demaria^a, L. Finco^{a,b}, C. Mariotti^a, S. Maselli^a, E. Migliore^{a,b}, V. Monaco^{a,b}, M. Musich^a, M.M. Obertino^{a,c,2}, G. Ortona^{a,b}, L. Pacher^{a,b}, N. Pastrone^a, M. Pelliccioni^a, G.L. Pinna Angioni^{a,b}, A. Potenza^{a,b}, A. Romero^{a,b}, M. Ruspa^{a,c}, R. Sacchi^{a,b}, A. Solano^{a,b}, A. Staiano^a, U. Tamponi^a**INFN Sezione di Trieste ^a, Università di Trieste ^b, Trieste, Italy**S. Belforte^a, V. Candelise^{a,b}, M. Casarsa^a, F. Cossutti^a, G. Della Ricca^{a,b}, B. Gobbo^a, C. La Licata^{a,b}, M. Marone^{a,b}, D. Montanino^{a,b}, A. Schizzi^{a,b,2}, T. Umer^{a,b}, A. Zanetti^a**Kangwon National University, Chunchon, Korea**

S. Chang, A. Kropivnitskaya, S.K. Nam

Kyungpook National University, Daegu, Korea

D.H. Kim, G.N. Kim, M.S. Kim, D.J. Kong, S. Lee, Y.D. Oh, H. Park, A. Sakharov, D.C. Son

Chonnam National University, Institute for Universe and Elementary Particles, Kwangju, Korea

J.Y. Kim, S. Song

Korea University, Seoul, Korea

S. Choi, D. Gyun, B. Hong, M. Jo, H. Kim, Y. Kim, B. Lee, K.S. Lee, S.K. Park, Y. Roh

University of Seoul, Seoul, Korea

M. Choi, J.H. Kim, I.C. Park, S. Park, G. Ryu, M.S. Ryu

Sungkyunkwan University, Suwon, Korea

Y. Choi, Y.K. Choi, J. Goh, E. Kwon, J. Lee, H. Seo, I. Yu

Vilnius University, Vilnius, Lithuania

A. Juodagalvis

National Centre for Particle Physics, Universiti Malaya, Kuala Lumpur, Malaysia

J.R. Komaragiri

Centro de Investigacion y de Estudios Avanzados del IPN, Mexico City, Mexico

H. Castilla-Valdez, E. De La Cruz-Burelo, I. Heredia-de La Cruz³¹, R. Lopez-Fernandez, A. Sanchez-Hernandez

Universidad Iberoamericana, Mexico City, Mexico

S. Carrillo Moreno, F. Vazquez Valencia

Benemerita Universidad Autonoma de Puebla, Puebla, Mexico

I. Pedraza, H.A. Salazar Ibarguen

Universidad Autónoma de San Luis Potosí, San Luis Potosí, Mexico

E. Casimiro Linares, A. Morelos Pineda

University of Auckland, Auckland, New Zealand

D. Krofcheck

University of Canterbury, Christchurch, New Zealand

P.H. Butler, S. Reucroft

National Centre for Physics, Quaid-I-Azam University, Islamabad, Pakistan

A. Ahmad, M. Ahmad, Q. Hassan, H.R. Hoorani, S. Khalid, W.A. Khan, T. Khurshid, M.A. Shah, M. Shoaib

National Centre for Nuclear Research, Swierk, Poland

H. Bialkowska, M. Bluj, B. Boimska, T. Frueboes, M. Górski, M. Kazana, K. Nawrocki, K. Romanowska-Rybinska, M. Szleper, P. Zalewski

Institute of Experimental Physics, Faculty of Physics, University of Warsaw, Warsaw, Poland

G. Brona, K. Bunkowski, M. Cwiok, W. Dominik, K. Doroba, A. Kalinowski, M. Konecki, J. Krolikowski, M. Misiura, M. Olszewski, W. Wolszczak

Laboratório de Instrumentação e Física Experimental de Partículas, Lisboa, Portugal

P. Bargassa, C. Beirão Da Cruz E Silva, P. Faccioli, P.G. Ferreira Parracho, M. Gallinaro, F. Nguyen, J. Rodrigues Antunes, J. Seixas, J. Varela, P. Vischia

Joint Institute for Nuclear Research, Dubna, Russia

I. Golutvin, I. Gorbunov, V. Karjavin, V. Konoplyanikov, G. Kozlov, A. Lanev, A. Malakhov, V. Matveev³², P. Moisev, V. Palichik, V. Perelygin, M. Savina, S. Shmatov, S. Shulha, N. Skatchkov, V. Smirnov, B.S. Yuldashev³³, A. Zarubin

Petersburg Nuclear Physics Institute, Gatchina (St. Petersburg), Russia

V. Golovtsov, Y. Ivanov, V. Kim³⁴, P. Levchenko, V. Murzin, V. Oreshkin, I. Smirnov, V. Sulimov, L. Uvarov, S. Vavilov, A. Vorobyev, An. Vorobyev

Institute for Nuclear Research, Moscow, Russia

Yu. Andreev, A. Dermenev, S. Gninenko, N. Golubev, M. Kirsanov, N. Krasnikov, A. Pashenkov, D. Tlisov, A. Toropin

Institute for Theoretical and Experimental Physics, Moscow, Russia

V. Epshteyn, V. Gavrilov, N. Lychkovskaya, V. Popov, G. Safronov, S. Semenov, A. Spiridonov, V. Stolin, E. Vlasov, A. Zhokin

P.N. Lebedev Physical Institute, Moscow, Russia

V. Andreev, M. Azarkin, I. Dremin, M. Kirakosyan, A. Leonidov, G. Mesyats, S.V. Rusakov, A. Vinogradov

Skobeltsyn Institute of Nuclear Physics, Lomonosov Moscow State University, Moscow, Russia

A. Belyaev, E. Boos, V. Bunichev, M. Dubinin⁷, L. Dudko, A. Gribushin, V. Klyukhin, O. Kodolova, I. Lokhtin, S. Obraztsov, S. Petrushanko, V. Savrin, A. Snigirev

State Research Center of Russian Federation, Institute for High Energy Physics, Protvino, Russia

I. Azhgirey, I. Bayshev, S. Bitioukov, V. Kachanov, A. Kalinin, D. Konstantinov, V. Krychkin, V. Petrov, R. Ryutin, A. Sobol, L. Tourtchanovitch, S. Troshin, N. Tyurin, A. Uzunian, A. Volkov

University of Belgrade, Faculty of Physics and Vinca Institute of Nuclear Sciences, Belgrade, Serbia

P. Adzic³⁵, M. Dordevic, M. Ekmedzic, J. Milosevic

Centro de Investigaciones Energéticas Medioambientales y Tecnológicas (CIEMAT), Madrid, Spain

J. Alcaraz Maestre, C. Battilana, E. Calvo, M. Cerrada, M. Chamizo Llatas², N. Colino, B. De La Cruz, A. Delgado Peris, D. Domínguez Vázquez, A. Escalante Del Valle, C. Fernandez Bedoya, J.P. Fernández Ramos, J. Flix, M.C. Fouz, P. Garcia-Abia, O. Gonzalez Lopez, S. Goy Lopez, J.M. Hernandez, M.I. Josa, G. Merino, E. Navarro De Martino, A. Pérez-Calero Yzquierdo, J. Puerta Pelayo, A. Quintario Olmeda, I. Redondo, L. Romero, M.S. Soares

Universidad Autónoma de Madrid, Madrid, Spain

C. Albajar, J.F. de Trocóniz, M. Missiroli

Universidad de Oviedo, Oviedo, Spain

H. Brun, J. Cuevas, J. Fernandez Menendez, S. Folgueras, I. Gonzalez Caballero, L. Lloret Iglesias

Instituto de Física de Cantabria (IFCA), CSIC-Universidad de Cantabria, Santander, Spain

J.A. Brochero Cifuentes, I.J. Cabrillo, A. Calderon, J. Duarte Campderros, M. Fernandez, G. Gomez, A. Graziano, A. Lopez Virto, J. Marco, R. Marco, C. Martinez Rivero, F. Matorras, F.J. Munoz Sanchez, J. Piedra Gomez, T. Rodrigo, A.Y. Rodríguez-Marrero, A. Ruiz-Jimeno, L. Scodellaro, I. Vila, R. Vilar Cortabitarte

CERN, European Organization for Nuclear Research, Geneva, Switzerland

D. Abbaneo, E. Auffray, G. Auzinger, M. Bachtis, P. Baillon, A.H. Ball, D. Barney, A. Benaglia, J. Bendavid, L. Benhabib, J.F. Benitez, C. Bernet⁸, G. Bianchi, P. Bloch, A. Bocci, A. Bonato, O. Bondu, C. Botta, H. Breuker, T. Camporesi, G. Cerminara, S. Colafranceschi³⁶, M. D'Alfonso, D. d'Enterria, A. Dabrowski, A. David, F. De Guio, A. De Roeck, S. De Visscher, M. Dobson, N. Dupont-Sagorin, A. Elliott-Peisert, J. Eugster, G. Franzoni, W. Funk, D. Gigi, K. Gill, D. Giordano, M. Girone, F. Glege, R. Guida, S. Gundacker, M. Guthoff, J. Hammer, M. Hansen, P. Harris, J. Hegeman, V. Innocente, P. Janot, K. Kousouris, K. Krajczar, P. Lecoq, C. Lourenço, N. Magini, L. Malgeri, M. Mannelli, J. Marrouche, L. Masetti, F. Meijers, S. Mersi, E. Meschi, F. Moortgat, S. Morovic, M. Mulders, P. Musella, L. Orsini, L. Pape, E. Perez, L. Perrozzi, A. Petrilli, G. Petrucciani, A. Pfeiffer, M. Pierini, M. Pimiä, D. Piparo, M. Plagge, A. Racz, G. Rolandi³⁷, M. Rovere, H. Sakulin, C. Schäfer, C. Schwick, S. Sekmen, A. Sharma, P. Siegrist, P. Silva, M. Simon, P. Sphicas³⁸, D. Spiga, J. Steggemann, B. Stieger, M. Stoye, D. Treille, A. Tsiros, G.I. Veres¹⁹, J.R. Vlimant, N. Wardle, H.K. Wöhri, W.D. Zeuner

Paul Scherrer Institut, Villigen, Switzerland

W. Bertl, K. Deiters, W. Erdmann, R. Horisberger, Q. Ingram, H.C. Kaestli, S. König, D. Kotlinski, U. Langenegger, D. Renker, T. Rohe

Institute for Particle Physics, ETH Zurich, Zurich, Switzerland

F. Bachmair, L. Bäni, L. Bianchini, P. Bortignon, M.A. Buchmann, B. Casal, N. Chanon, A. Deisher, G. Dissertori, M. Dittmar, M. Donegà, M. Dünser, P. Eller, C. Grab, D. Hits, W. Lustermann, B. Mangano, A.C. Marini, P. Martinez Ruiz del Arbol, D. Meister, N. Mohr, C. Nägeli³⁹, P. Nef, F. Nessi-Tedaldi, F. Pandolfi, F. Pauss, M. Peruzzi, M. Quittnat, L. Rebane, M. Rossini, A. Starodumov⁴⁰, M. Takahashi, K. Theofilatos, R. Wallny, H.A. Weber

Universität Zürich, Zurich, Switzerland

C. Amsler⁴¹, M.F. Canelli, V. Chiochia, A. De Cosa, A. Hinzmann, T. Hreus, B. Kilminster, B. Millan Mejias, J. Ngadiuba, P. Robmann, F.J. Ronga, H. Snoek, S. Taroni, M. Verzetti, Y. Yang

National Central University, Chung-Li, Taiwan

M. Cardaci, K.H. Chen, C. Ferro, C.M. Kuo, W. Lin, Y.J. Lu, R. Volpe, S.S. Yu

National Taiwan University (NTU), Taipei, Taiwan

P. Chang, Y.H. Chang, Y.W. Chang, Y. Chao, K.F. Chen, P.H. Chen, C. Dietz, U. Grundler, W.-S. Hou, K.Y. Kao, Y.J. Lei, Y.F. Liu, R.-S. Lu, D. Majumder, E. Petrakou, Y.M. Tzeng, R. Wilken

Chulalongkorn University, Bangkok, Thailand

B. Asavapibhop, N. Srimanobhas, N. Suwonjandee

Cukurova University, Adana, Turkey

A. Adiguzel, M.N. Bakirci⁴², S. Cerci⁴³, C. Dozen, I. Dumanoglu, E. Eskut, S. Girgis, G. Gokbulut, E. Gurpinar, I. Hos, E.E. Kangal, A. Kayis Topaksu, G. Onengut⁴⁴, K. Ozdemir, S. Ozturk⁴², A. Polatoz, K. Sogut⁴⁵, D. Sunar Cerci⁴³, B. Tali⁴³, H. Topakli⁴², M. Vergili

Middle East Technical University, Physics Department, Ankara, Turkey

I.V. Akin, B. Bilin, S. Bilmis, H. Gamsizkan, G. Karapinar⁴⁶, K. Ocalan, U.E. Surat, M. Yalvac, M. Zeyrek

Bogazici University, Istanbul, Turkey

E. Gülmez, B. Isildak⁴⁷, M. Kaya⁴⁸, O. Kaya⁴⁸

Istanbul Technical University, Istanbul, Turkey

H. Bahtiyar⁴⁹, E. Barlas, K. Cankocak, F.I. Vardarli, M. Yücel

National Scientific Center, Kharkov Institute of Physics and Technology, Kharkov, Ukraine

L. Levchuk, P. Sorokin

University of Bristol, Bristol, United Kingdom

J.J. Brooke, E. Clement, D. Cussans, H. Flacher, R. Frazier, J. Goldstein, M. Grimes, G.P. Heath, H.F. Heath, J. Jacob, L. Kreczko, C. Lucas, Z. Meng, D.M. Newbold⁵⁰, S. Paramesvaran, A. Poll, S. Senkin, V.J. Smith, T. Williams

Rutherford Appleton Laboratory, Didcot, United Kingdom

K.W. Bell, A. Belyaev⁵¹, C. Brew, R.M. Brown, D.J.A. Cockerill, J.A. Coughlan, K. Harder, S. Harper, E. Olaiya, D. Petyt, C.H. Shepherd-Themistocleous, A. Thea, I.R. Tomalin, W.J. Womersley, S.D. Worm

Imperial College, London, United Kingdom

M. Baber, R. Bainbridge, O. Buchmuller, D. Burton, D. Colling, N. Cripps, M. Cutajar, P. Dauncey, G. Davies, M. Della Negra, P. Dunne, W. Ferguson, J. Fulcher, D. Futyan, A. Gilbert, G. Hall, G. Iles, M. Jarvis, G. Karapostoli, M. Kenzie, R. Lane, R. Lucas⁵⁰, L. Lyons, A.-M. Magnan, S. Malik, B. Mathias, J. Nash, A. Nikitenko⁴⁰, J. Pela, M. Pesaresi, K. Petridis,

D.M. Raymond, S. Rogerson, A. Rose, C. Seez, P. Sharp[†], A. Tapper, M. Vazquez Acosta, T. Virdee

Brunel University, Uxbridge, United Kingdom

J.E. Cole, P.R. Hobson, A. Khan, P. Kyberd, D. Leggat, D. Leslie, W. Martin, I.D. Reid, P. Symonds, L. Teodorescu, M. Turner

Baylor University, Waco, USA

J. Dittmann, K. Hatakeyama, A. Kasmi, H. Liu, T. Scarborough

The University of Alabama, Tuscaloosa, USA

O. Charaf, S.I. Cooper, C. Henderson, P. Rumerio

Boston University, Boston, USA

A. Avetisyan, T. Bose, C. Fantasia, A. Heister, P. Lawson, C. Richardson, J. Rohlf, D. Sperka, J. St. John, L. Sulak

Brown University, Providence, USA

J. Alimena, S. Bhattacharya, G. Christopher, D. Cutts, Z. Demiragli, A. Ferapontov, A. Garabedian, U. Heintz, S. Jabeen, G. Kukartsev, E. Laird, G. Landsberg, M. Luk, M. Narain, M. Segala, T. Sinthuprasith, T. Speer, J. Swanson

University of California, Davis, Davis, USA

R. Breedon, G. Breto, M. Calderon De La Barca Sanchez, S. Chauhan, M. Chertok, J. Conway, R. Conway, P.T. Cox, R. Erbacher, M. Gardner, W. Ko, R. Lander, T. Miceli, M. Mulhearn, D. Pellett, J. Pilot, F. Ricci-Tam, M. Searle, S. Shalhout, J. Smith, M. Squires, D. Stolp, M. Tripathi, S. Wilbur, R. Yohay

University of California, Los Angeles, USA

R. Cousins, P. Everaerts, C. Farrell, J. Hauser, M. Ignatenko, G. Rakness, E. Takasugi, V. Valuev, M. Weber

University of California, Riverside, Riverside, USA

J. Babb, R. Clare, J. Ellison, J.W. Gary, G. Hanson, J. Heilman, M. Ivova Rikova, P. Jandir, E. Kennedy, F. Lacroix, H. Liu, O.R. Long, A. Luthra, M. Malberti, H. Nguyen, A. Shrinivas, S. Sumowidagdo, S. Wimpenny

University of California, San Diego, La Jolla, USA

W. Andrews, J.G. Branson, G.B. Cerati, S. Cittolin, R.T. D'Agnolo, D. Evans, A. Holzner, R. Kelley, D. Klein, M. Lebourgeois, J. Letts, I. Macneill, D. Olivito, S. Padhi, C. Palmer, M. Pieri, M. Sani, V. Sharma, S. Simon, E. Sudano, M. Tadel, Y. Tu, A. Vartak, C. Welke, F. Würthwein, A. Yagil, J. Yoo

University of California, Santa Barbara, Santa Barbara, USA

D. Barge, J. Bradmiller-Feld, C. Campagnari, T. Danielson, A. Dishaw, K. Flowers, M. Franco Sevilla, P. Geffert, C. George, F. Golf, L. Gouskos, J. Gran, J. Incandela, C. Justus, N. Mccoll, J. Richman, D. Stuart, W. To, C. West

California Institute of Technology, Pasadena, USA

A. Apresyan, A. Bornheim, J. Bunn, Y. Chen, E. Di Marco, J. Duarte, A. Mott, H.B. Newman, C. Pena, C. Rogan, M. Spiropulu, V. Timciuc, R. Wilkinson, S. Xie, R.Y. Zhu

Carnegie Mellon University, Pittsburgh, USA

V. Azzolini, A. Calamba, T. Ferguson, Y. Iiyama, M. Paulini, J. Russ, H. Vogel, I. Vorobiev

University of Colorado at Boulder, Boulder, USA

J.P. Cumalat, B.R. Drell, W.T. Ford, A. Gaz, E. Luiggi Lopez, U. Nauenberg, J.G. Smith, K. Stenson, K.A. Ulmer, S.R. Wagner

Cornell University, Ithaca, USA

J. Alexander, A. Chatterjee, J. Chu, S. Dittmer, N. Eggert, W. Hopkins, N. Mirman, G. Nicolas Kaufman, J.R. Patterson, A. Ryd, E. Salvati, L. Skinnari, W. Sun, W.D. Teo, J. Thom, J. Thompson, J. Tucker, Y. Weng, L. Winstrom, P. Wittich

Fairfield University, Fairfield, USA

D. Winn

Fermi National Accelerator Laboratory, Batavia, USA

S. Abdullin, M. Albrow, J. Anderson, G. Apollinari, L.A.T. Bauerdick, A. Beretvas, J. Berryhill, P.C. Bhat, K. Burkett, J.N. Butler, H.W.K. Cheung, F. Chlebana, S. Cihangir, V.D. Elvira, I. Fisk, J. Freeman, E. Gottschalk, L. Gray, D. Green, S. Grünendahl, O. Gutsche, J. Hanlon, D. Hare, R.M. Harris, J. Hirschauer, B. Hooberman, S. Jindariani, M. Johnson, U. Joshi, K. KAADZE, B. Klima, B. Kreis, S. Kwan, J. Linacre, D. Lincoln, R. Lipton, T. Liu, J. Lykken, K. Maeshima, J.M. Marraffino, V.I. Martinez Outschoorn, S. Maruyama, D. Mason, P. McBride, K. Mishra, S. Mrenna, Y. Musienko³², S. Nahn, C. Newman-Holmes, V. O'Dell, O. Prokofyev, E. Sexton-Kennedy, S. Sharma, A. Soha, W.J. Spalding, L. Spiegel, L. Taylor, S. Tkaczyk, N.V. Tran, L. Uplegger, E.W. Vaandering, R. Vidal, A. Whitbeck, J. Whitmore, F. Yang

University of Florida, Gainesville, USA

D. Acosta, P. Avery, D. Bourilkov, M. Carver, T. Cheng, D. Curry, S. Das, M. De Gruttola, G.P. Di Giovanni, R.D. Field, M. Fisher, I.K. Furic, J. Hugon, J. Konigsberg, A. Korytov, T. Kypreos, J.F. Low, K. Matchev, P. Milenovic⁵², G. Mitselmakher, L. Muniz, A. Rinkevicius, L. Shchutska, N. Skhirtladze, M. Snowball, J. Yelton, M. Zakaria

Florida International University, Miami, USA

S. Hewamanage, S. Linn, P. Markowitz, G. Martinez, J.L. Rodriguez

Florida State University, Tallahassee, USA

T. Adams, A. Askew, J. Bochenek, B. Diamond, J. Haas, S. Hagopian, V. Hagopian, K.F. Johnson, H. Prosper, V. Veeraraghavan, M. Weinberg

Florida Institute of Technology, Melbourne, USA

M.M. Baarmand, M. Hohlmann, H. Kalakhety, F. Yumiceva

University of Illinois at Chicago (UIC), Chicago, USA

M.R. Adams, L. Apanasevich, V.E. Bazterra, D. Berry, R.R. Betts, I. Bucinskaite, R. Cavanaugh, O. Evdokimov, L. Gauthier, C.E. Gerber, D.J. Hofman, S. Khalatyan, P. Kurt, D.H. Moon, C. O'Brien, C. Silkworth, P. Turner, N. Varelas

The University of Iowa, Iowa City, USA

E.A. Albayrak⁴⁹, B. Bilki⁵³, W. Clarida, K. Dilsiz, F. Duru, M. Haytmyradov, J.-P. Merlo, H. Mermerkaya⁵⁴, A. Mestvirishvili, A. Moeller, J. Nachtman, H. Ogul, Y. Onel, F. Ozok⁴⁹, A. Penzo, R. Rahmat, S. Sen, P. Tan, E. Tiras, J. Wetzel, T. Yetkin⁵⁵, K. Yi

Johns Hopkins University, Baltimore, USA

B.A. Barnett, B. Blumenfeld, S. Bolognesi, D. Fehling, A.V. Gritsan, P. Maksimovic, C. Martin, M. Swartz

The University of Kansas, Lawrence, USA

P. Baringer, A. Bean, G. Benelli, C. Bruner, J. Gray, R.P. Kenny III, M. Murray, D. Noonan, S. Sanders, J. Sekaric, R. Stringer, Q. Wang, J.S. Wood

Kansas State University, Manhattan, USA

A.F. Barfuss, I. Chakaberia, A. Ivanov, S. Khalil, M. Makouski, Y. Maravin, L.K. Saini, S. Shrestha, I. Svintradze

Lawrence Livermore National Laboratory, Livermore, USA

J. Gronberg, D. Lange, F. Rebassoo, D. Wright

University of Maryland, College Park, USA

A. Baden, B. Calvert, S.C. Eno, J.A. Gomez, N.J. Hadley, R.G. Kellogg, T. Kolberg, Y. Lu, M. Marionneau, A.C. Mignerey, K. Pedro, A. Skuja, M.B. Tonjes, S.C. Tonwar

Massachusetts Institute of Technology, Cambridge, USA

A. Apyan, R. Barbieri, G. Bauer, W. Busza, I.A. Cali, M. Chan, L. Di Matteo, V. Dutta, G. Gomez Ceballos, M. Goncharov, D. Gulhan, M. Klute, Y.S. Lai, Y.-J. Lee, A. Levin, P.D. Luckey, T. Ma, C. Paus, D. Ralph, C. Roland, G. Roland, G.S.F. Stephans, F. Stöckli, K. Sumorok, D. Velicanu, J. Veverka, B. Wyslouch, M. Yang, M. Zanetti, V. Zhukova

University of Minnesota, Minneapolis, USA

B. Dahmes, A. Gude, S.C. Kao, K. Klapoetke, Y. Kubota, J. Mans, N. Pastika, R. Rusack, A. Singovsky, N. Tambe, J. Turkewitz

University of Mississippi, Oxford, USA

J.G. Acosta, S. Oliveros

University of Nebraska-Lincoln, Lincoln, USA

E. Avdeeva, K. Bloom, S. Bose, D.R. Claes, A. Dominguez, R. Gonzalez Suarez, J. Keller, D. Knowlton, I. Kravchenko, J. Lazo-Flores, S. Malik, F. Meier, G.R. Snow

State University of New York at Buffalo, Buffalo, USA

J. Dolen, A. Godshalk, I. Iashvili, A. Kharchilava, A. Kumar, S. Rappoccio

Northeastern University, Boston, USA

G. Alverson, E. Barberis, D. Baumgartel, M. Chasco, J. Haley, A. Massironi, D.M. Morse, D. Nash, T. Orimoto, D. Trocino, R.J. Wang, D. Wood, J. Zhang

Northwestern University, Evanston, USA

K.A. Hahn, A. Kubik, N. Mucia, N. Odell, B. Pollack, A. Pozdnyakov, M. Schmitt, S. Stoynev, K. Sung, M. Velasco, S. Won

University of Notre Dame, Notre Dame, USA

A. Brinkerhoff, K.M. Chan, A. Drozdetskiy, M. Hildreth, C. Jessop, D.J. Karmgard, N. Kellams, K. Lannon, W. Luo, S. Lynch, N. Marinelli, T. Pearson, M. Planer, R. Ruchti, N. Valls, M. Wayne, M. Wolf, A. Woodard

The Ohio State University, Columbus, USA

L. Antonelli, J. Brinson, B. Bylsma, L.S. Durkin, S. Flowers, C. Hill, R. Hughes, K. Kotov, T.Y. Ling, D. Puigh, M. Rodenburg, G. Smith, C. Vuosalo, B.L. Winer, H. Wolfe, H.W. Wulsin

Princeton University, Princeton, USA

E. Berry, O. Driga, P. Elmer, P. Hebda, A. Hunt, S.A. Koay, P. Lujan, D. Marlow, T. Medvedeva, M. Mooney, J. Olsen, P. Piroué, X. Quan, H. Saka, D. Stickland², C. Tully, J.S. Werner, S.C. Zenz, A. Zuranski

University of Puerto Rico, Mayaguez, USA

E. Brownson, H. Mendez, J.E. Ramirez Vargas

Purdue University, West Lafayette, USA

E. Alagoz, V.E. Barnes, D. Benedetti, G. Bolla, D. Bortoletto, M. De Mattia, Z. Hu, M.K. Jha, M. Jones, K. Jung, M. Kress, N. Leonardo, D. Lopes Pegna, V. Maroussov, P. Merkel, D.H. Miller, N. Neumeister, B.C. Radburn-Smith, X. Shi, I. Shipsey, D. Silvers, A. Svyatkovskiy, F. Wang, W. Xie, L. Xu, H.D. Yoo, J. Zablocki, Y. Zheng

Purdue University Calumet, Hammond, USA

N. Parashar, J. Stupak

Rice University, Houston, USA

A. Adair, B. Akgun, K.M. Ecklund, F.J.M. Geurts, W. Li, B. Michlin, B.P. Padley, R. Redjimi, J. Roberts, J. Zabel

University of Rochester, Rochester, USA

B. Betchart, A. Bodek, R. Covarelli, P. de Barbaro, R. Demina, Y. Eshaq, T. Ferbel, A. Garcia-Bellido, P. Goldenzweig, J. Han, A. Harel, A. Khukhunaishvili, D.C. Miner, G. Petrillo, D. Vishnevskiy

The Rockefeller University, New York, USA

R. Ciesielski, L. Demortier, K. Goulios, G. Lungu, C. Mesropian

Rutgers, The State University of New Jersey, Piscataway, USA

S. Arora, A. Barker, J.P. Chou, C. Contreras-Campana, E. Contreras-Campana, D. Duggan, D. Ferencek, Y. Gershtein, R. Gray, E. Halkiadakis, D. Hidas, A. Lath, S. Panwalkar, M. Park, R. Patel, V. Rekovic, S. Salur, S. Schnetzer, C. Seitz, S. Somalwar, R. Stone, S. Thomas, P. Thomassen, M. Walker

University of Tennessee, Knoxville, USA

K. Rose, S. Spanier, A. York

Texas A&M University, College Station, USA

O. Bouhali⁵⁶, R. Eusebi, W. Flanagan, J. Gilmore, T. Kamon⁵⁷, V. Khotilovich, V. Krutelyov, R. Montalvo, I. Osipenkov, Y. Pakhotin, A. Perloff, J. Roe, A. Rose, A. Safonov, T. Sakuma, I. Suarez, A. Tatarinov

Texas Tech University, Lubbock, USA

N. Akchurin, C. Cowden, J. Damgov, C. Dragoiu, P.R. Duderu, J. Faulkner, K. Kovitanggoon, S. Kunori, S.W. Lee, T. Libeiro, I. Volobouev

Vanderbilt University, Nashville, USA

E. Appelt, A.G. Delannoy, S. Greene, A. Gurrola, W. Johns, C. Maguire, Y. Mao, A. Melo, M. Sharma, P. Sheldon, B. Snook, S. Tuo, J. Velkovska

University of Virginia, Charlottesville, USA

M.W. Arenton, S. Boutle, B. Cox, B. Francis, J. Goodell, R. Hirosky, A. Ledovskoy, H. Li, C. Lin, C. Neu, J. Wood

Wayne State University, Detroit, USA

S. Gollapinni, R. Harr, P.E. Karchin, C. Kottachchi Kankanamge Don, P. Lamichhane, J. Sturdy

University of Wisconsin, Madison, USA

D.A. Belknap, D. Carlsmith, M. Cepeda, S. Dasu, S. Duric, E. Friis, R. Hall-Wilton, M. Herndon,

A. Hervé, P. Klabbers, A. Lanaro, C. Lazaridis, A. Levine, R. Loveless, A. Mohapatra, I. Ojalvo, T. Perry, G.A. Pierro, G. Polese, I. Ross, T. Sarangi, A. Savin, W.H. Smith, N. Woods

†: Deceased

- 1: Also at Vienna University of Technology, Vienna, Austria
- 2: Also at CERN, European Organization for Nuclear Research, Geneva, Switzerland
- 3: Also at Institut Pluridisciplinaire Hubert Curien, Université de Strasbourg, Université de Haute Alsace Mulhouse, CNRS/IN2P3, Strasbourg, France
- 4: Also at National Institute of Chemical Physics and Biophysics, Tallinn, Estonia
- 5: Also at Skobeltsyn Institute of Nuclear Physics, Lomonosov Moscow State University, Moscow, Russia
- 6: Also at Universidade Estadual de Campinas, Campinas, Brazil
- 7: Also at California Institute of Technology, Pasadena, USA
- 8: Also at Laboratoire Leprince-Ringuet, Ecole Polytechnique, IN2P3-CNRS, Palaiseau, France
- 9: Also at Joint Institute for Nuclear Research, Dubna, Russia
- 10: Also at Suez University, Suez, Egypt
- 11: Also at Cairo University, Cairo, Egypt
- 12: Also at Fayoum University, El-Fayoum, Egypt
- 13: Also at British University in Egypt, Cairo, Egypt
- 14: Now at Ain Shams University, Cairo, Egypt
- 15: Also at Université de Haute Alsace, Mulhouse, France
- 16: Also at Brandenburg University of Technology, Cottbus, Germany
- 17: Also at The University of Kansas, Lawrence, USA
- 18: Also at Institute of Nuclear Research ATOMKI, Debrecen, Hungary
- 19: Also at Eötvös Loránd University, Budapest, Hungary
- 20: Also at University of Debrecen, Debrecen, Hungary
- 21: Now at King Abdulaziz University, Jeddah, Saudi Arabia
- 22: Also at University of Visva-Bharati, Santiniketan, India
- 23: Also at University of Ruhuna, Matara, Sri Lanka
- 24: Also at Isfahan University of Technology, Isfahan, Iran
- 25: Also at Sharif University of Technology, Tehran, Iran
- 26: Also at Plasma Physics Research Center, Science and Research Branch, Islamic Azad University, Tehran, Iran
- 27: Also at Laboratori Nazionali di Legnaro dell'INFN, Legnaro, Italy
- 28: Also at Università degli Studi di Siena, Siena, Italy
- 29: Also at Centre National de la Recherche Scientifique (CNRS) - IN2P3, Paris, France
- 30: Also at Purdue University, West Lafayette, USA
- 31: Also at Universidad Michoacana de San Nicolas de Hidalgo, Morelia, Mexico
- 32: Also at Institute for Nuclear Research, Moscow, Russia
- 33: Also at Institute of Nuclear Physics of the Uzbekistan Academy of Sciences, Tashkent, Uzbekistan
- 34: Also at St. Petersburg State Polytechnical University, St. Petersburg, Russia
- 35: Also at Faculty of Physics, University of Belgrade, Belgrade, Serbia
- 36: Also at Facoltà Ingegneria, Università di Roma, Roma, Italy
- 37: Also at Scuola Normale e Sezione dell'INFN, Pisa, Italy
- 38: Also at University of Athens, Athens, Greece
- 39: Also at Paul Scherrer Institut, Villigen, Switzerland
- 40: Also at Institute for Theoretical and Experimental Physics, Moscow, Russia
- 41: Also at Albert Einstein Center for Fundamental Physics, Bern, Switzerland
- 42: Also at Gaziosmanpasa University, Tokat, Turkey

- 43: Also at Adiyaman University, Adiyaman, Turkey
- 44: Also at Cag University, Mersin, Turkey
- 45: Also at Mersin University, Mersin, Turkey
- 46: Also at Izmir Institute of Technology, Izmir, Turkey
- 47: Also at Ozyegin University, Istanbul, Turkey
- 48: Also at Kafkas University, Kars, Turkey
- 49: Also at Mimar Sinan University, Istanbul, Istanbul, Turkey
- 50: Also at Rutherford Appleton Laboratory, Didcot, United Kingdom
- 51: Also at School of Physics and Astronomy, University of Southampton, Southampton, United Kingdom
- 52: Also at University of Belgrade, Faculty of Physics and Vinca Institute of Nuclear Sciences, Belgrade, Serbia
- 53: Also at Argonne National Laboratory, Argonne, USA
- 54: Also at Erzincan University, Erzincan, Turkey
- 55: Also at Yildiz Technical University, Istanbul, Turkey
- 56: Also at Texas A&M University at Qatar, Doha, Qatar
- 57: Also at Kyungpook National University, Daegu, Korea