

Stabilized Nearest Neighbor Classifier and Its Statistical Properties

Wei Sun
Yahoo Labs

and

Xingye Qiao
Department of Mathematical Sciences
Binghamton University, State University of New York

and

Guang Cheng*
Department of Statistics
Purdue University

Abstract

The stability of statistical analysis is an important indicator for reproducibility, which is one main principle of scientific method. It entails that similar statistical conclusions can be reached based on independent samples from the same underlying population. In this paper, we introduce a general measure of classification instability (CIS) to quantify the sampling variability of the prediction made by a classification

*Correspondence to Guang Cheng (e-mail: chengg@purdue.edu). Wei Sun (e-mail: sunweisurrey@yahoo-inc.com) is a Research Scientist at Yahoo! Labs, 701 First Avenue, Sunnyvale, CA 94089; Xingye Qiao (e-mail: qiao@math.binghamton.edu) is an Assistant Professor at Department of Mathematical Sciences at Binghamton University, State University of New York, Binghamton, NY 13902-6000; and Guang Cheng (e-mail: chengg@purdue.edu) is an Associate Professor at Department of Statistics at Purdue University, West Lafayette, IN 47906. Qiao's research is partially supported by Simons Foundation #246649. Cheng's research is partially supported by NSF CAREER Award DMS-1151692, DMS-1418042, Simons Fellowship in Mathematics, Office of Naval Research (ONR N00014-15-1-2331) and a grant from Indiana Clinical and Translational Sciences Institute. All authors gratefully acknowledges Statistical and Applied Mathematical Sciences Institute (SAMSI) for the hospitality and support during their visits when this work was initiated. Guang Cheng acknowledges Department of Operations Research and Financial Engineering at Princeton University for the hospitality and support during his sabbatical when the revision of this work was conducted. The authors thank Professor Richard Samworth for personal communications and thank the editors, the associate editor, and three anonymous reviewers for their helpful comments and suggestions which led to a much improved presentation. This research work was conducted when Wei Sun was a Ph.D. candidate at Department of Statistics at Purdue University, West Lafayette, IN 47906.

method. Interestingly, the asymptotic CIS of any weighted nearest neighbor classifier turns out to be proportional to the Euclidean norm of its weight vector. Based on this concise form, we propose a stabilized nearest neighbor (SNN) classifier, which distinguishes itself from other nearest neighbor classifiers, by taking the stability into consideration. In theory, we prove that SNN attains the minimax optimal convergence rate in risk, and a sharp convergence rate in CIS. The latter rate result is established for general plug-in classifiers under a low-noise condition. Extensive simulated and real examples demonstrate that SNN achieves a considerable improvement in CIS over existing nearest neighbor classifiers, with comparable classification accuracy. We implement the algorithm in a publicly available R package `snn`.

Keywords: Bayes risk; classification; margin condition; minimax optimality; reproducibility; stability.

1 Introduction

Data science has become a driving force for many scientific studies. As datasets get bigger and the methods of analysis become more complex, the need for reproducibility has increased significantly (Stodden et al., 2014). A minimal requirement of reproducibility is that one can reach similar results based on independently generated datasets. The issue of reproducibility has drawn much attention in the scientific community (see a special issue of *Nature*¹); Marcia McNutt, the Editor-in-Chief of *Science*, pointed out that “reproducing an experiment is one important approach that scientists use to gain confidence in their conclusions.” In other words, if conclusions cannot be reproduced, the credit of the researchers, along with the scientific conclusions themselves, will be in jeopardy.

1.1 Stability

Statistics as a subject can help improve reproducibility in many ways. One particular aspect we stress in this article is the stability of a statistical procedure used in the analysis. According to Yu (2013), “reproducibility manifests itself in stability of statistical results relative to ‘reasonable’ perturbations to data and to the model used.” An unstable statistical method leads to the possibility that a correct scientific conclusion is not reproducible, and hence is not recognized, or even falsely discredited.

Stability has indeed received much attention in statistics. However, few work has focused on stability itself. Many works instead view stability as a tool for other purposes. For example, in clustering problems, Ben-Hur et al. (2002) introduced the clustering instability to assess the quality of a clustering algorithm; Wang (2010) used the clustering instability as a criterion to select the number of clusters. In high-dimensional regression, Meinshausen and Bühlmann (2010) proposed stability selection procedures for variable selection; Liu et al. (2010) and Sun et al. (2013) applied stability for tuning parameter selection. For more applications, see the use of stability in model selection (Breiman, 1996), analyzing the effect of bagging (Bühlmann and Yu, 2002), and deriving the generalization error bound (Bousquet and Elisseeff, 2002; Elisseeff et al., 2005). While successes of stability have been reported in the aforementioned works, to the best of our knowledge, there has been little systematic

¹at <http://www.nature.com/nature/focus/reproducibility/>

methodological and theoretical study of stability itself in the classification context.

On the other hand, we are aware that “a study can be reproducible but still be wrong”². So can a classification method be stable but inaccurate. Thus, in this article, stability is not meant to replace classification accuracy, which is the primary goal for much of the research work on classification. However, an irreproducible or instable study will definitely reduce its chance of being accepted by the scientific community, no matter how accurate it is. Hence, it is ideal for a method to be both accurate and stable, a goal of the current article.

Moreover, in certain practical domains of classification, stability can be as important as accuracy. This is because providing a stable prediction plays a crucial role on users’ trust on a system. For example, Internet streaming service provider Netflix has a movie recommendation system based on complex supervised learning algorithms. In this application, if two consecutively recommended movies are from two totally different genres, the viewers can immediately perceive such instability, and have a bad user experience with the service (Adomavicius and Zhang, 2010).

1.2 Overview

The k -nearest neighbor (k NN) classifier (Fix and Hodges, 1951; Cover and Hart, 1967) is one of the most popular nonparametric classification methods, due to its conceptual simplicity and powerful prediction capability. In the literature, extensive research have been done to justify various nearest neighbor classifiers based on the risk, which measures the inaccuracy of a classifier (Devroye and Wagner, 1977; Stone, 1977; Györfi, 1981; Devroye et al., 1994; Snapp and Venkatesh, 1998; Biau et al., 2010). We refer the readers to Devroye et al. (1996) for a comprehensive study. Recently, Samworth (2012) has proposed an optimal weighted nearest neighbor (OWNN) classifier. Like most other existing nearest neighbor classifiers, OWNN focuses on the risk without paying attention to the classification stability.

In this article, we define a general measure of stability for a classification method, named as *Classification Instability* (CIS). It characterizes the sampling variability of the prediction. An important result we show is that the asymptotic CIS of any weighted nearest neighbor classifier (a generalization of k NN), denoted as WNN, turns out to be proportional to the Euclidean norm of its weight vector. This rather concise form is crucial in our methodological

²<http://simplystatistics.org/2014/06/06/the-real-reason-reproducible-research-is-important/>

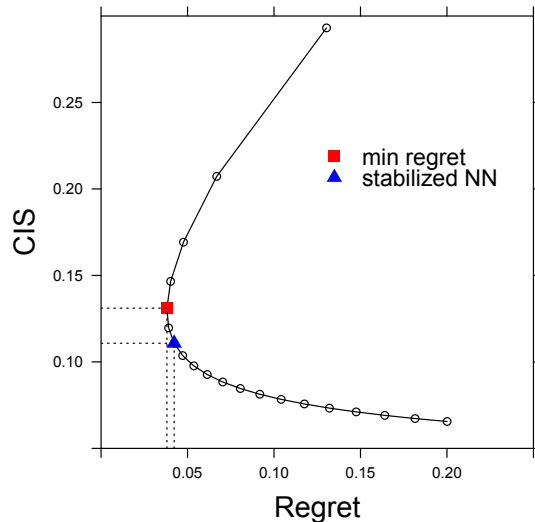


Figure 1: Regret and CIS of the k NN classifier. From top to bottom, each circle represents the k NN classifier with $k \in \{1, 2, \dots, 20\}$. The red square corresponds to the classifier with the minimal regret and the classifier depicted by the blue triangle improves it to have a lower CIS.

development and theoretical analysis. To illustrate the relation between risk and CIS, we apply the k NN classifier to a toy example (see details in Section 7.1) and plot in Figure 1 the regret (that is, the risk minus a constant known as the Bayes risk) versus CIS, calculated according to Proposition 1 and Theorem 1 in Section 3, for different k . As k increases, the classifier becomes more and more stable, while the regret first decreases and then increases. In view of the k NN classifier with the minimal regret, marked as the red square in Figure 1, one may have the impression that there are other k values with similar regret but much smaller CIS, such as the one marked as the blue triangle shown in the plot.

Inspired by Figure 1, we propose a novel method called stabilized nearest neighbor (SNN) classifier, which takes the stability into consideration. The SNN procedure is constructed by minimizing the CIS of WNN over an acceptable region where the regret is small, indexed by a tuning parameter. SNN encompasses the OWNN classifier as a special case.

To understand the theoretical property of SNN, we establish a sharp convergence rate of CIS for general plug-in classifiers. This sharp rate is slower than but approaching n^{-1} , shown by adapting the framework of Audibert and Tsybakov (2007). Furthermore, the proposed SNN method is shown to achieve both the minimax optimal rate in the regret established in the literature, and the sharp rate in CIS established in this article.

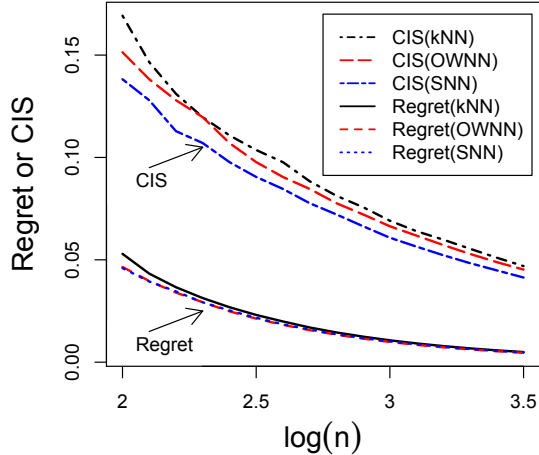


Figure 2: Regret and CIS of k NN, OWNN, and SNN procedures for a bivariate normal example. The top three lines represent CIS's of k NN, OWNN, and SNN. The bottom three lines represent regrets of k NN, SNN, and OWNN. The sample size shown on the x-axis is in the \log_{10} scale.

To further illustrate the advantages of the SNN classifier, we offer a comprehensive asymptotic comparison among various classifiers, through which new insights are obtained. It is theoretically verified that the CIS of our SNN procedure is much smaller than those of others. Figure 2 shows the regret and CIS of k NN, OWNN, and SNN for a bivariate example (see details in Section 7.1). Although OWNN is *theoretically* the best in regret, its regret curve appear to overlap with that of SNN. On the other hand, the SNN procedure has a noticeably smaller CIS than OWNN. A compelling message is that with almost the same accuracy, our SNN could greatly improve stability. In the finite sample case, extensive experiments confirm that SNN has a significant improvement in CIS, and sometimes even improves accuracy slightly. Such appealing results are supported by our theoretical finding (in Corollary 1) that the regret of SNN approaches that of OWNN at a faster rate than the rate at which the CIS of OWNN approaches that of SNN, where both rates are shown to be sharp. As a by-product, we also show that OWNN is more stable than k NN and bagged nearest neighbor (BNN) classifiers.

The rest of the article is organized as follows. Section 2 defines CIS for a general classification method. In Section 3, we study the stability of the nearest neighbor classifier, and propose a novel SNN classifier. The SNN classifier is shown to achieve an established sharp rate in CIS and the minimax optimal rate in regret in Section 4. Section 5 presents a thor-

ough theoretical comparison of regret and CIS between the SNN classifier and other nearest neighbor classifiers. Section 6 discusses the issue of tuning parameter selection, followed by numerical studies in Section 7. We conclude the article in Section 8. The appendix and supplementary materials are devoted to technical proofs.

2 Classification Instability

Let $(X, Y) \in \mathbb{R}^d \times \{1, 2\}$ be a random couple with a joint distribution P . We regard X as a d -dimensional vector of features for an object and Y as a label indicating that the object belongs to one of two classes. Denote the prior class probability as $\pi_1 = \mathbb{P}(Y = 1)$, where \mathbb{P} is the probability with respect to P , and the distribution of X given $Y = r$ as P_r with $r = 1, 2$. The marginal distribution of X can be written as $\bar{P} = \pi_1 P_1 + (1 - \pi_1) P_2$. For a classifier $\phi : \mathbb{R}^d \mapsto \{1, 2\}$, the risk of ϕ is defined as $R(\phi) = \mathbb{P}(\phi(X) \neq Y)$. It is well known that the Bayes rule, denoted as ϕ^{Bayes} , minimizes the above risk. Specifically, $\phi^{\text{Bayes}}(x) = 1 + \mathbf{1}\{\eta(x) < 1/2\}$, where $\eta(x) = \mathbb{P}(Y = 1|X = x)$ and $\mathbf{1}\{\cdot\}$ is the indicator function. In practice, a classification procedure Ψ is applied to a training data set $\mathcal{D} = \{(X_i, Y_i), i = 1, \dots, n\}$ to produce a classifier $\hat{\phi}_n = \Psi(\mathcal{D})$. We define the risk of the procedure Ψ as $\mathbb{E}_{\mathcal{D}}[R(\hat{\phi}_n)]$, and the regret of Ψ as $\mathbb{E}_{\mathcal{D}}[R(\hat{\phi}_n)] - R(\phi^{\text{Bayes}})$, where $\mathbb{E}_{\mathcal{D}}$ denotes the expectation with respect to the distribution of \mathcal{D} , and $R(\phi^{\text{Bayes}})$ is called Bayes risk. Both the risk and regret describe the inaccuracy of a classification method. In practice, for a classifier ϕ , the classification error for a test data can be calculated as an empirical version of $R(\phi)$.

For a classification procedure, it is desired that, with high probability, classifiers trained from different samples yield the same prediction for the same object. Our first step in formalizing the classification instability is to define the distance between two generic classifiers ϕ_1 and ϕ_2 , which measures the level of disagreement between them.

Definition 1. (*Distance between Classifiers*) Define the distance between two classifiers ϕ_1 and ϕ_2 as $d(\phi_1, \phi_2) = \mathbb{P}(\phi_1(X) \neq \phi_2(X))$.

We next define the classification instability (CIS). Throughout the article, we denote \mathcal{D}_1 and \mathcal{D}_2 as two i.i.d. copies of the training sample \mathcal{D} . For ease of notation, we have suppressed the dependence of $\text{CIS}(\Psi)$ on the sample size n of \mathcal{D} .

Definition 2. (*Classification Instability*) Define the classification instability of a classification procedure Ψ as

$$CIS(\Psi) = \mathbb{E}_{\mathcal{D}_1, \mathcal{D}_2} \left[d(\widehat{\phi}_{n1}, \widehat{\phi}_{n2}) \right] \quad (1)$$

where $\widehat{\phi}_{n1} = \Psi(\mathcal{D}_1)$ and $\widehat{\phi}_{n2} = \Psi(\mathcal{D}_2)$ are the classifiers obtained by applying the classification procedure Ψ to samples \mathcal{D}_1 and \mathcal{D}_2 .

Intuitively, CIS is an average probability that the same object is classified to two different classes in two separate runs of a learning algorithm. By definition, $0 \leq CIS(\Psi) \leq 1$, and a small $CIS(\Psi)$ represents a stable classification procedure Ψ .

3 Stabilized Nearest Neighbor Classifier

3.1 Review of WNN

For any fixed x , let $(X_{(1)}, Y_{(1)}), \dots, (X_{(n)}, Y_{(n)})$ be a sequence of observations with ascending distance to x . For a nonnegative weight vector $\mathbf{w}_n = (w_{ni})_{i=1}^n$ satisfying $\sum_{i=1}^n w_{ni} = 1$, a WNN classifier $\widehat{\phi}_n^{\mathbf{w}_n}$ predicts the label of x as $\widehat{\phi}_n^{\mathbf{w}_n}(x) = 1 + \mathbb{1}\{\sum_{i=1}^n w_{ni} \mathbb{1}\{Y_{(i)} = 1\} < 1/2\}$. Samworth (2012) revealed a nice asymptotic expansion formula for the regret of WNN.

Proposition 1. (*Samworth, 2012*) Under Assumptions (A1)–(A4) defined in Appendix A.I, for each $\beta \in (0, 1/2)$, we have, as $n \rightarrow \infty$,

$$Regret(WNN) = \left\{ B_1 \sum_{i=1}^n w_{ni}^2 + B_2 \left(\sum_{i=1}^n \frac{\alpha_i w_{ni}}{n^{2/d}} \right)^2 \right\} \{1 + o(1)\}, \quad (2)$$

uniformly for $\mathbf{w}_n \in W_{n,\beta}$ with $W_{n,\beta}$ defined in Appendix A.II, where $\alpha_i = i^{1+\frac{2}{d}} - (i-1)^{1+\frac{2}{d}}$, and constants B_1 and B_2 are defined in Appendix A.II.

Samworth (2012) further derived a weight vector that minimizes the asymptotic regret (2) which led to the optimal weighted nearest neighbor (OWNN) classifier.

3.2 Asymptotically Equivalent Formulation of CIS

Denote two resulting WNN classifiers trained on \mathcal{D}_1 and \mathcal{D}_2 as $\widehat{\phi}_{n1}^{\mathbf{w}_n}(x)$ and $\widehat{\phi}_{n2}^{\mathbf{w}_n}(x)$ respectively. With a slight abuse of notation, we denote the CIS of a WNN classification procedure

by CIS(WNN). According to the definition in (1), classification instability of a WNN procedure is $\text{CIS}(\text{WNN}) = \mathbb{P}_{\mathcal{D}_1, \mathcal{D}_2, X} \left(\hat{\phi}_{n1}^{\mathbf{w}_n}(X) \neq \hat{\phi}_{n2}^{\mathbf{w}_n}(X) \right)$. Theorem 1 provides an asymptotic expansion formula for the CIS of WNN in terms of its weight vector \mathbf{w}_n .

Theorem 1. (*Asymptotic CIS*) Under Assumptions (A1)–(A4) defined in Appendix A.I, for each $\beta \in (0, 1/2)$, we have, as $n \rightarrow \infty$,

$$\text{CIS}(\text{WNN}) = B_3 \left(\sum_{i=1}^n w_{ni}^2 \right)^{1/2} \{1 + o(1)\}, \quad (3)$$

uniformly for all $\mathbf{w}_n \in W_{n,\beta}$ with $W_{n,\beta}$ defined in Appendix A.II, where the constant $B_3 = 4B_1/\sqrt{\pi} > 0$ with B_1 defined in Appendix A.II.

Theorem 1 demonstrates that the asymptotic CIS of a WNN procedure is proportional to $(\sum_{i=1}^n w_{ni}^2)^{1/2}$. For example, for the k NN procedure (that is the WNN procedure with $w_{ni} = k^{-1} \mathbf{1}\{1 \leq i \leq k\}$), its CIS is asymptotically $B_3 \sqrt{1/k}$. Therefore, a larger value of k leads to a more stable k NN procedure, which was seen in Figure 1. Furthermore, we note that the CIS expansion in (3) is related to the first term in (2). The expansions in (2) and (3) allow precise calibration of regret and CIS. This delicate connection is important in the development of our SNN procedure.

3.3 Stabilized Nearest Neighbor Classifier

To stabilize WNN, we consider a weight vector which minimizes the CIS over an acceptable region where the classification regret is less than some constant $c_1 > 0$, that is,

$$\begin{aligned} & \min_{\mathbf{w}_n} \text{CIS}(\text{WNN}), & (4) \\ & \text{subject to } \text{Regret}(\text{WNN}) \leq c_1, \quad \sum_{i=1}^n w_{ni} = 1, \quad \mathbf{w}_n \geq 0. \end{aligned}$$

By a non-decreasing transformation, we change the objective function in (4) to $\text{CIS}^2(\text{WNN})$. Furthermore, considering the Lagrangian formulation, we can see that (4) is equivalent to minimizing $\text{Regret}(\text{WNN}) + \lambda_0 \text{CIS}^2(\text{WNN})$ subject to the constraints that $\sum_{i=1}^n w_{ni} = 1$ and $\mathbf{w}_n \geq 0$, where $\lambda_0 > 0$. The equivalence is ensured by the expansions (2) and (3)

in Proposition 1 and Theorem 1, and the fact that both the objective function and the constraints are convex in the variable vector \mathbf{w}_n . The resulting optimization is

$$\begin{aligned} \min_{\mathbf{w}_n} \quad & \left(\sum_{i=1}^n \frac{\alpha_i w_{ni}}{n^{2/d}} \right)^2 + \lambda \sum_{i=1}^n w_{ni}^2, \\ \text{subject to} \quad & \sum_{i=1}^n w_{ni} = 1, \mathbf{w}_n \geq 0, \end{aligned} \quad (5)$$

where $\lambda = (B_1 + \lambda_0 B_3^2)/B_2$ depends on constants B_1 and B_2 and λ_0 . When $\lambda \rightarrow \infty$, (5) leads to the most stable but trivial k NN classifier with $k = n$. The classifier in (5) with $\lambda \downarrow B_1/B_2$ (*i.e.*, $\lambda_0 \downarrow 0$) approaches the OWNN classifier considered in Samworth (2012). Note that the two terms $(n^{-2/d} \sum_{i=1}^n \alpha_i w_{ni})^2$ and $\sum_{i=1}^n w_{ni}^2$ in (5) represent the bias and variance terms of the regret expansion given in Proposition 1 (Samworth, 2012). By varying the weights of these two terms through λ , we are able to stabilize a nearest neighbor classifier. Moreover, the stabilized classifier achieves desirable convergence rates in both regret and CIS; see Section 4.

Theorem 2 gives the optimal weight w_{ni}^* with respect to the optimization (5). We formally define the stabilized nearest neighbor (SNN) classifier as the WNN classifier with the optimal weight w_{ni}^* .

Theorem 2. (*Optimal Weight*) For any fixed $\lambda > 0$, the minimizer of (5) is

$$w_{ni}^* = \begin{cases} \frac{1}{k^*} \left(1 + \frac{d}{2} - \frac{d}{2(k^*)^{2/d}} \alpha_i \right), & \text{for } i = 1, \dots, k^*, \\ 0, & \text{for } i = k^* + 1, \dots, n, \end{cases}$$

where $\alpha_i = i^{1+\frac{2}{d}} - (i-1)^{1+\frac{2}{d}}$ and $k^* = \lfloor \{ \frac{d(d+4)}{2(d+2)} \}^{\frac{d}{d+4}} \lambda^{\frac{d}{d+4}} n^{\frac{4}{d+4}} \rfloor$.

The SNN classifier encompasses the OWNN classifier as a special case when $\lambda = B_1/B_2$.

The computational complexity of our SNN classifier is comparable to that of existing nearest neighbor classifiers. If we preselect a value for λ , SNN requires no training at all. The testing time consists of two parts: an $O(n)$ complexity for the computation of n distances, where n is the size of training data; and an $O(n \log n)$ complexity for sorting n distances. The k NN classifier, for example, shares the same computational complexity. In practice, λ is not predetermined and we may treat it as a tuning parameter, whose optimal

value is selected via cross validation. See Algorithm 1 in Section 6 for details. We will show in Section 6 that the complexity of tuning in SNN is also comparable to existing methods.

4 Theoretical Properties

4.1 A Sharp Rate of CIS

Motivated by Audibert and Tsybakov (2007), we establish a sharp convergence rate of CIS for a general plug-in classifier. A plug-in classification procedure Ψ first estimates the regression function $\eta(x)$ by $\hat{\eta}_n(x)$, and then plugs it into the Bayes rule, that is, $\hat{\phi}_n(x) = 1 + \mathbb{1}\{\hat{\eta}_n(x) < 1/2\}$.

The following *margin condition* (Tsybakov, 2004) is assumed for deriving the upper bound of the convergence rate, while two additional conditions are required for showing the lower bound. A distribution function P satisfies the *margin condition* if there exist constants $C_0 > 0$ and $\alpha \geq 0$ such that for any $\epsilon > 0$,

$$\mathbb{P}_X(0 < |\eta(X) - 1/2| \leq \epsilon) \leq C_0 \epsilon^\alpha. \quad (6)$$

The parameter α characterizes the behavior of the regression function η near $1/2$, and a larger α implies a lower noise level and hence an easier classification scenario.

The second condition is on the smoothness of $\eta(x)$. Specifically, we assume that η belongs to a *Hölder class of functions* $\Sigma(\gamma, L, \mathbb{R}^d)$ (for some fixed $L, \gamma > 0$) containing the functions $g : \mathbb{R}^d \rightarrow \mathbb{R}$ that are $\lfloor \gamma \rfloor$ times continuously differentiable and satisfy, for any $x, x' \in \mathbb{R}^d$, $|g(x') - g_x(x')| \leq L\|x - x'\|^\gamma$, where $\lfloor \gamma \rfloor$ is the largest integer not greater than γ , g_x is the Taylor polynomial series of degree $\lfloor \gamma \rfloor$ at x , and $\|\cdot\|$ is the Euclidean norm.

Our last condition assumes that the marginal distribution \bar{P} satisfies the *strong density assumption*, defined in Supplementary S.III.

We first derive the rate of convergence of CIS by assuming an exponential convergence rate of the corresponding regression function estimator.

Theorem 3. (*Upper Bound*) *Let $\hat{\eta}_n$ be an estimator of the regression function η and let $\mathcal{R} \subset \mathbb{R}^d$ be a compact set. Let \mathcal{P} be a set of probability distributions supported on $\mathcal{R} \times \{1, 2\}$*

such that for some constants $C_1, C_2 > 0$, some positive sequence $a_n \rightarrow \infty$, and almost all x with respect to \bar{P} ,

$$\sup_{P \in \mathcal{P}} \mathbb{P}_{\mathcal{D}} \left(|\hat{\eta}_n(x) - \eta(x)| \geq \delta \right) \leq C_1 \exp(-C_2 a_n \delta^2) \quad (7)$$

holds for any $n > 1$ and $\delta > 0$, where $\mathbb{P}_{\mathcal{D}}$ is the probability with respect to $P^{\otimes n}$. Furthermore, if all the distributions $P \in \mathcal{P}$ satisfy the margin condition for a constant C_0 , then the plug-in classification procedure Ψ corresponding to $\hat{\eta}_n$ satisfies

$$\sup_{P \in \mathcal{P}} \text{CIS}(\Psi) \leq C a_n^{-\alpha/2},$$

for any $n > 1$ and some constant $C > 0$ depending only on α, C_0, C_1 , and C_2 .

It is worth noting that the condition in (7) holds for various types of estimators. For example, Theorem 3.2 in Audibert and Tsybakov (2007) showed that the local polynomial estimator satisfies (7) with $a_n = n^{2\gamma/(2\gamma+d)}$ when the bandwidth is of the order $n^{-1/(2\gamma+d)}$. In addition, Theorem 5 in Section 4.2 implies that (7) holds for the newly proposed SNN classifier with the same a_n . Hence, in both cases, the upper bound is of the order $n^{-\alpha\gamma/(2\gamma+d)}$.

We next derive the lower bound of CIS in Theorem 4. As will be seen, this lower bound implies that the obtained rate of CIS, that is, $n^{-\alpha\gamma/(2\gamma+d)}$, cannot be further improved for the plug-in classification procedure.

Theorem 4. (Lower Bound) *Let $\mathcal{P}_{\alpha,\gamma}$ be a set of probability distributions supported on $\mathcal{R} \times \{1, 2\}$ such that for any $P \in \mathcal{P}_{\alpha,\gamma}$, P satisfies the margin condition (6), the regression function $\eta(x)$ belongs to the Hölder class $\Sigma(\gamma, L, \mathbb{R}^d)$, and the marginal distribution \bar{P} satisfies the strong density assumption. Suppose further that $\mathcal{P}_{\alpha,\gamma}$ satisfies (7) with $a_n = n^{2\gamma/(2\gamma+d)}$ and $\alpha\gamma \leq d$. We have*

$$\sup_{P \in \mathcal{P}_{\alpha,\gamma}} \text{CIS}(\Psi) \geq C' n^{-\alpha\gamma/(2\gamma+d)},$$

for any $n > 1$ and some constant $C' > 0$ independent of n .

Theorems 3 and 4 together establish a sharp convergence rate of the CIS for the general plug-in classification procedure on the set $\mathcal{P}_{\alpha,\gamma}$. The requirement $\alpha\gamma \leq d$ in Theorem 4 implies that α and γ cannot be large simultaneously. As pointed out in Audibert and Tsy-

bakov (2007), this is intuitively true because a very large γ implies a very smooth regression function η , while a large α implies that η cannot stay very long near $1/2$, and hence when η hits $1/2$, it should take off quickly. Lastly, we note that this rate is slower than n^{-1} , but approaches n^{-1} as the dimension d increases when $\alpha\gamma = d$.

As a reminder, Audibert and Tsybakov (2007) established the minimax optimal rate of regret as $n^{-(\alpha+1)\gamma/(2\gamma+d)}$.

4.2 Optimal Convergence Rates of SNN

In this subsection, we demonstrate that SNN attains the established sharp convergence rate in CIS in the previous subsection, as well as the minimax optimal convergence rate in regret. We further show the asymptotic difference between SNN and OWNN.

In Theorem 5 and Corollary 1 below, we consider SNN with $k^* \asymp n^{2\gamma/(2\gamma+d)}$ in Theorem 2, where $a_n \asymp b_n$ means the ratio sequence a_n/b_n stays away from zero and infinity as $n \rightarrow \infty$. Note that under Assumptions (A1)–(A4) defined in Appendix A.I, we have $\gamma = 2$ and hence $k^* \asymp n^{4/(4+d)}$, which agrees with the formulation in Theorem 2.

Theorem 5. *For any $\alpha \geq 0$ and $\gamma \in (0, 2]$, the SNN procedure with any fixed $\lambda > 0$ satisfies*

$$\begin{aligned} \sup_{P \in \mathcal{P}_{\alpha, \gamma}} \text{Regret}(\text{SNN}) &\leq \tilde{C} n^{-(\alpha+1)\gamma/(2\gamma+d)}, \\ \sup_{P \in \mathcal{P}_{\alpha, \gamma}} \text{CIS}(\text{SNN}) &\leq C n^{-\alpha\gamma/(2\gamma+d)}, \end{aligned}$$

for any $n > 1$ and some constants $\tilde{C}, C > 0$, where $\mathcal{P}_{\alpha, \gamma}$ is defined in Theorem 4.

Corollary 1 below further investigates the difference between the SNN procedure (with $\lambda \neq B_1/B_2$) and the OWNN procedure in terms of both regret and CIS.

Corollary 1. *For any $\alpha \geq 0$, $\gamma \in (0, 2]$, we have, when $\lambda \neq B_1/B_2$,*

$$\begin{aligned} \sup_{P \in \mathcal{P}_{\alpha, \gamma}} \left\{ \text{Regret}(\text{SNN}) - \text{Regret}(\text{OWNN}) \right\} &\asymp n^{-(1+\alpha)\gamma/(2\gamma+d)}, \\ \sup_{P \in \mathcal{P}_{\alpha, \gamma}} \left\{ \text{CIS}(\text{OWNN}) - \text{CIS}(\text{SNN}) \right\} &\asymp n^{-\alpha\gamma/(2\gamma+d)}, \end{aligned} \tag{8}$$

where $\mathcal{P}_{\alpha, \gamma}$ is defined in Theorem 4.

Corollary 1 implies that the regret of SNN approaches that of the OWNN (from above) at a faster rate than the CIS of OWNN approaches that of the SNN procedure (from above). This means that SNN can have a significant improvement in CIS over the OWNN procedure while obtaining a comparable classification accuracy. This observation will be supported by the experimental results in Section 7.2.

Remark 1. *Under Assumptions (A1)–(A4) in Section A.I, which implicitly implies that $\alpha = 1$, and the assumption that $\gamma = 2$, the conclusion in (8) can be strengthened to that for any $P \in \mathcal{P}_{1,2}$, $CIS(OWNN) - CIS(SNN) \asymp n^{-2/(d+4)}$. It indicates that SNN’s improvement in CIS is at least $n^{-2/(d+4)}$ in this scenario.*

5 Asymptotic Comparisons

In this section, we first conduct an asymptotic comparison of CIS among existing nearest neighbor classifiers, and then demonstrate that SNN significantly improves OWNN in CIS.

5.1 CIS Comparison of Existing Methods

We compare k NN, OWNN and the bagged nearest neighbor (BNN) classifier. The k NN classifier is a special case of the WNN classifier with weight $w_{ni} = 1/k$ for $i = 1, \dots, k$ and $w_{ni} = 0$ otherwise. Another special case of the WNN classifier is the BNN classifier. After generating subsamples from the original data set, the BNN classifier applies 1-nearest neighbor classifier to each bootstrapped subsample and returns the final prediction by majority voting. If the resample size m is sufficiently smaller than n , *i.e.*, $m \rightarrow \infty$ and $m/n \rightarrow 0$, the BNN classifier is shown to be a consistent classifier (Hall and Samworth, 2005). In particular, Hall and Samworth (2005) showed that, for large n , the BNN classifier (with or without replacement) is approximately equivalent to a WNN classifier with the weight $w_{ni} = q(1 - q)^{i-1}/[1 - (1 - q)^n]$ for $i = 1, \dots, n$, where q is the resampling ratio m/n .

We denote the CIS of the above classification procedures as $CIS(kNN)$, $CIS(BNN)$ and $CIS(OWNN)$. Here k in the k NN classifier is selected as the one minimizing the regret (Hall et al., 2008). The optimal q in the BNN classifier and the optimal weight in the OWNN classifier are both calculated based on their asymptotic relations with the optimal k in k NN,

which were defined in (2.9) and (3.5) of Samworth (2012). Corollary 2 gives the pairwise CIS ratios of these classifiers. Note that these ratios depend on the feature dimension d only.

Corollary 2. *Under Assumptions (A1)-(A4) defined in Appendix A.I and the assumption that B_2 defined in Appendix A.II is positive, we have, as $n \rightarrow \infty$,*

$$\begin{aligned} \frac{CIS(OWNN)}{CIS(kNN)} &\longrightarrow 2^{2/(d+4)} \left(\frac{d+2}{d+4} \right)^{(d+2)/(d+4)}, \\ \frac{CIS(BNN)}{CIS(kNN)} &\longrightarrow 2^{-2/(d+4)} \Gamma(2 + 2/d)^{d/(d+4)}, \\ \frac{CIS(BNN)}{CIS(OWNN)} &\longrightarrow 2^{-4/(d+4)} \Gamma(2 + 2/d)^{d/(d+4)} \left(\frac{d+4}{d+2} \right)^{(d+2)/(d+4)}. \end{aligned}$$

The limiting CIS ratios in Corollary 2 are plotted in Figure 3. A major message herein is that the OWNN procedure is more stable than the k NN and BNN procedures for any d . The largest improvement of the OWNN procedure over k NN is achieved when $d = 4$ and the improvement diminishes as $d \rightarrow \infty$. The CIS ratio of BNN over k NN equals 1 when $d = 2$ and is less than 1 when $d > 2$, which is consistent with the common perception that bagging can generally reduce the variability of the nearest neighbor classifiers. Similar phenomenon has been shown in the ratio of their regrets (Samworth, 2012). Therefore, bagging can be used to improve the k NN procedure in terms of both accuracy and stability when $d > 2$. Furthermore, the CIS ratio of OWNN over BNN is less than 1 for all d , but quickly converges to 1 as d increases. This implies that although the BNN procedure is asymptotically less

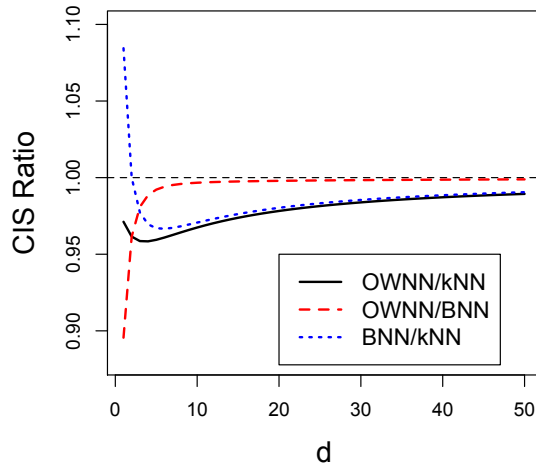


Figure 3: Pairwise CIS ratios between k NN, BNN and OWNN for different feature dimension d .

stable than the OWNN procedure, their difference vanishes as d increases.

5.2 Comparisons between SNN and OWNN

Corollary 1 in Section 4.2 implies that OWNN and SNN have the same convergence rates of regret and CIS (note that OWNN is a special case of SNN). Hence, it is of more interest to compare their relative magnitude. The asymptotic comparisons between SNN and OWNN are characterized in Corollary 3.

Corollary 3. *Under Assumptions (A1)-(A4) defined in Appendix A.I and the assumption that B_2 defined in Appendix A.II is positive, we have, as $n \rightarrow \infty$,*

$$\begin{aligned} \frac{\text{Regret}(SNN)}{\text{Regret}(OWNN)} &\rightarrow \left\{ \frac{B_1}{\lambda B_2} \right\}^{d/(d+4)} \left\{ \frac{4 + d\lambda B_2/B_1}{4 + d} \right\}, \\ \frac{\text{CIS}(SNN)}{\text{CIS}(OWNN)} &\rightarrow \left\{ \frac{B_1}{\lambda B_2} \right\}^{d/(2(d+4))}, \end{aligned}$$

where constants B_1 and B_2 are defined in Appendix A.II.

The second formula in Corollary 3 suggests that as λ increases, the SNN classifier becomes more and more stable. In Corollary 3, both ratios of the SNN procedure over the OWNN procedure depend on λ , and two unknown constants B_1 and B_2 . Since $\lambda = (B_1 + \lambda_0 B_3^2)/B_2$ in (5) and $B_3 = 4B_1/\sqrt{\pi}$ in (3), we further have the following ratios,

$$\frac{\text{Regret}(SNN)}{\text{Regret}(OWNN)} \rightarrow \left\{ \frac{1}{1 + 16B_1\lambda_0/\pi} \right\}^{d/(d+4)} \left\{ \frac{4 + d(1 + 16B_1\lambda_0/\pi)}{4 + d} \right\}, \quad (9)$$

$$\frac{\text{CIS}(SNN)}{\text{CIS}(OWNN)} \rightarrow \left\{ \frac{1}{1 + 16B_1\lambda_0/\pi} \right\}^{d/(2(d+4))}. \quad (10)$$

For any $\lambda_0 > 0$, SNN has an improvement in CIS over the OWNN. As a mere illustration, we consider the case that the regret and the squared CIS are given equal weight, that is, $\lambda_0 = 1$. In this case, the ratios in (9) and (10) only depend on B_1 and d .

Figure 4 shows 3D plots of these two ratios as functions of B_1 and d . As expected, the CIS of the SNN procedure is universally smaller than OWNN (ratios less than 1 on the right panel), while the OWNN procedure has a smaller regret (ratios greater than 1 on the left panel). For a fixed B_1 , as the dimension d increases, the regret of SNN approaches that of OWNN, while the advantage of SNN in terms of CIS grows. For a fixed dimension d , as B_1

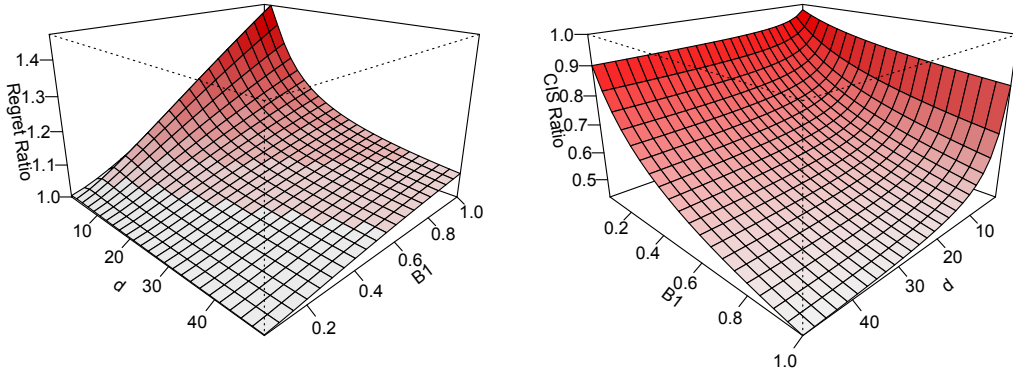


Figure 4: Regret ratio and CIS ratio of SNN over OWNN as functions of B_1 and d . The darker the color, the larger the value.

increases, the regret ratio between SNN and OWNN gets larger, but the CIS advantage of SNN also grows. According to the definition of B_1 in Appendix A.II, a great value of B_1 indicates a harder problem for classification; see the discussion after Theorem 1 of Samworth (2012).

Since SNN improves OWNN in CIS, but has a greater regret, it is of interest to know when the improvement of SNN in CIS is greater than its loss in regret. We thus consider the *relative gain*, defined as the absolute ratio of the percentages of CIS reduction and regret incre-

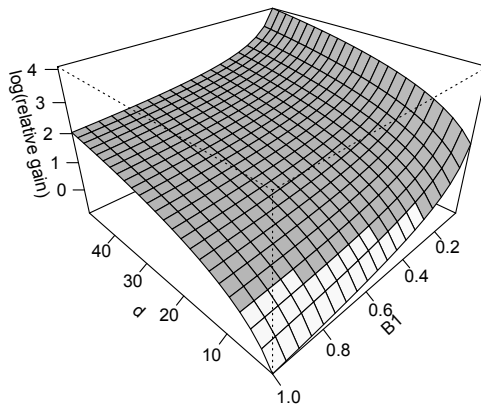


Figure 5: Logarithm of relative gain of SNN over OWNN as a function of B_1 and d when $\lambda_0 = 1$. The grey (white) color represents the case where the logarithm of relative gain is greater (less) than 0.

ment, that is, $|\Delta\text{CIS}/\Delta\text{Regret}|$, where $\Delta\text{CIS} = [\text{CIS}(\text{SNN}) - \text{CIS}(\text{OWNN})]/\text{CIS}(\text{OWNN})$ and $\Delta\text{Regret} = [\text{Regret}(\text{SNN}) - \text{Regret}(\text{OWNN})]/\text{Regret}(\text{OWNN})$. As an illustration, when $\lambda_0 = 1$, we have the relative gain converges to $[1 - (1 + 16B_1/\pi)^{-d/(2d+8)}] [(1 + 16B_1/\pi)^{4/(d+4)} - 1]^{-1}$. Figure 5 shows the $\log(\text{relative gain})$ as a function of B_1 and d . For most combinations of B_1 and d , the logarithm is greater than 0 (shown in grey in Figure 5), indicating that SNN has an improvement in CIS greater than its loss in regret. In particular, when $B_1 \leq 0.2$, the $\log(\text{relative gain})$ is positive for all d .

6 Tuning Parameter Selection

To select the parameter λ for the SNN classifier, we first identify a set of values for λ whose corresponding (estimated) risks are among the smallest, and then choose from them an optimal one which has the minimal estimated CIS. Let $\hat{\phi}_{\mathcal{D}}^{\lambda}$ denote an SNN classifier with parameter λ trained from sample \mathcal{D} . Given a predetermined set of tuning parameter values $\Lambda = \{\lambda_1, \dots, \lambda_K\}$, the tuning parameter $\hat{\lambda}$ is selected using Algorithm 1 below, which involves estimating the CIS and risk in Steps 1–3 and a two-stage selection in Steps 4 and 5.

Algorithm 1:

Step 1. Randomly partition $\mathcal{D} = \{(X_i, Y_i), i = 1, \dots, n\}$ into five subsets $I_i, i = 1, \dots, 5$.

Step 2. For $i = 1$, let I_1 be the test set and I_2, I_3, I_4 and I_5 be training sets. Obtain predicted labels from $\hat{\phi}_{I_2 \cup I_3}^{\lambda}(X_j)$ and $\hat{\phi}_{I_4 \cup I_5}^{\lambda}(X_j)$ respectively for each $X_j \in I_1$. Estimate the CIS and risk of the classifier with parameter λ by

$$\begin{aligned} \widehat{\text{CIS}}_i(\lambda) &= \frac{1}{|I_1|} \sum_{(X_j, Y_j) \in I_1} \mathbb{1}\{\hat{\phi}_{I_2 \cup I_3}^{\lambda}(X_j) \neq \hat{\phi}_{I_4 \cup I_5}^{\lambda}(X_j)\}, \\ \widehat{\text{Risk}}_i(\lambda) &= \frac{1}{2|I_1|} \sum_{(X_j, Y_j) \in I_1} \left\{ \mathbb{1}\{\hat{\phi}_{I_2 \cup I_3}^{\lambda}(X_j) \neq Y_j\} + \mathbb{1}\{\hat{\phi}_{I_4 \cup I_5}^{\lambda}(X_j) \neq Y_j\} \right\}. \end{aligned}$$

Step 3. Repeat *Step 2* for $i = 2, \dots, 5$ and estimate the CIS and risk, with I_i being the test set and the rest being the training sets. Finally, the estimated CIS and risk are,

$$\widehat{\text{CIS}}(\lambda) = \frac{1}{5} \sum_{i=1}^5 \widehat{\text{CIS}}_i(\lambda), \quad \widehat{\text{Risk}}(\lambda) = \frac{1}{5} \sum_{i=1}^5 \widehat{\text{Risk}}_i(\lambda).$$

Step 4. Perform *Step 2* and *Step 3* for each $\lambda_k \in \Lambda$. Denote the set of tuning parameters with top accuracy as

$$\mathcal{A} := \{\lambda : \widehat{\text{Risk}}(\lambda) \text{ is less than the 10th percentile of } \widehat{\text{Risk}}(\lambda_k), k = 1, \dots, K\}.$$

Step 5. Output the optimal tuning parameter $\widehat{\lambda}$ as

$$\widehat{\lambda} = \underset{\lambda \in \mathcal{A}}{\text{argmin}} \widehat{\text{CIS}}(\lambda).$$

In our experiments, the predetermined set of tuning parameters Λ is of size 100. In Step 1, the sample sizes of the subsets I_i are chosen to be roughly equal. In Step 4, the threshold 10% reflects how the set of the most accurate classifiers is defined. Based on our limited experiments, the final experimental result is very robust to the choice of this threshold level within a suitable range.

Compared with the tuning method for the k NN classifier, which minimizes the estimated risk only, Algorithm 1 requires additional estimation of the CIS. However, the estimation of the CIS is concurrently conducted with the estimation of the risk in Step 2. Therefore, the complexity of tuning for our SNN classifier is at the same order as that for k NN. As will be seen in the numerical experiments below, the additional effort on estimating the CIS leads to improvement over existing nearest neighbor methods in both accuracy and stability.

7 Numerical Studies

We first verify our theoretical findings using an example, and then illustrate the improvements of the SNN classifier over existing nearest neighbor classifiers based on simulations and real examples.

7.1 Validation of Asymptotically Equivalent Forms

This subsection aims to support the asymptotically equivalent forms of CIS derived in Theorem 1 and the CIS and regret ratios in Corollary 3. We focus on a multivariate Gaussian example in which regret and CIS have explicit expressions.

Assume that the underlying distributions of both classes are $P_1 \sim N(0_2, \mathbb{I}_2)$ and $P_2 \sim N(1_2, \mathbb{I}_2)$ and the prior class probability $\pi_1 = 1/3$. We choose $\mathcal{R} = [-2, 3]^2$, which covers at least 95% probability of the sampling region, and set $n = 50, 100, 200$ and 500 . In addition, a test set with 1000 observations was independently generated. The estimated risk and CIS were calculated based on 100 replications. In this example, some calculus exercises lead to $B_1 = 0.1299$, $B_2 = 10.68$ and $B_3 = 0.2931$. According to Proposition 1, Theorems 1 and 2, we obtain that

$$\text{Regret}(\text{SNN}) = 0.1732(k^*)^{-1} + 4.7467(k^*)^2 n^{-2} \quad (11)$$

$$\text{CIS}(\text{SNN}) = 0.3385(k^*)^{-1/2}, \quad (12)$$

with $k^* = \lfloor 1.5^{1/3} \lambda^{1/3} n^{2/3} \rfloor$. For a mere illustration, we choose $\lambda = (B_1 + B_3^2)/B_2$, which corresponds to $\lambda_0 = 1$. So we have $k^* = \lfloor 0.3118 n^{2/3} \rfloor$.

Similarly, the asymptotic regret and CIS of OWNN are (11) and (12) with $k^* = \lfloor 0.2633 n^{2/3} \rfloor$ due to (2.4) in Samworth (2012).

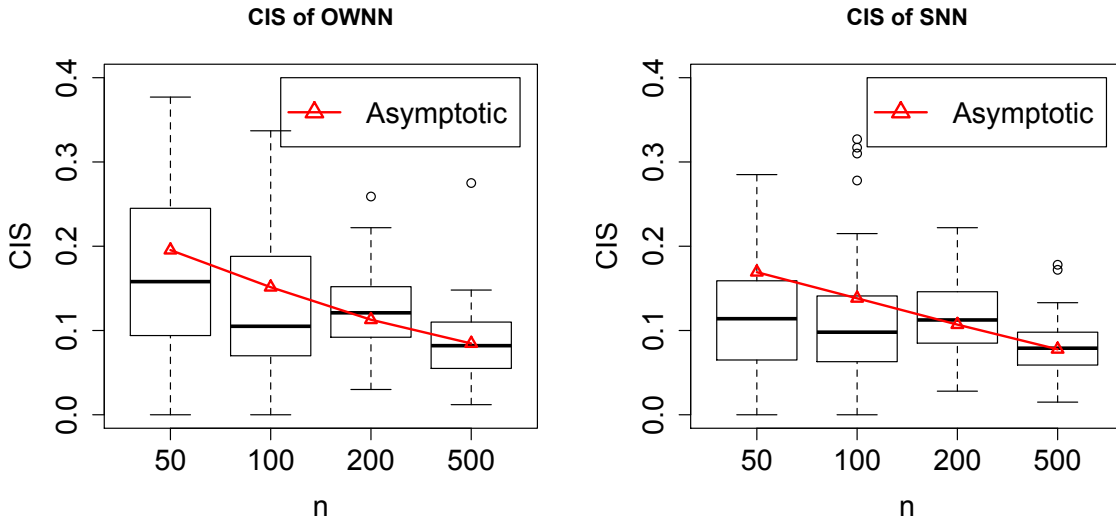


Figure 6: Asymptotic CIS (red curve) and estimated CIS (box plots over 100 simulations) for OWNN (left) and SNN (right) procedures. These plots show that the estimated CIS converges to its asymptotic equivalent value as n increases.

In Figures 6, we plot the asymptotic CIS of the SNN and OWNN classifiers computed using the above formulae, shown as red curves, along with the estimated CIS based on the

simulated data, shown as the box plots over 100 replications. As the sample size n increases, the estimated CIS approximates its asymptotic value very well. For example, when $n = 500$, the asymptotic CIS of the SNN (OWNN) classifier is 0.078 (0.085) while the estimated CIS is 0.079 (0.086).

Similarly, in Figure 7, we plot the asymptotic risk, that is, the asymptotic regret in (11) plus the true Bayes risk (0.215 in this example), for the SNN and OWNN classifiers, along with the estimated risk. Here we compute the Bayes risk by Monte Carlo integration. Again the difference of the estimated risk and asymptotic risk decreases as the sample size grows.

Furthermore, according to (10), the asymptotic CIS ratio of the SNN classifier over the OWNN classifier is 0.9189 in this example, and the empirically estimated CIS ratios are 0.6646, 0.9114, 0.8940 and 0.9219, for $n = 50, 100, 200, 500$. This indicates that the estimated CIS ratio converges to its asymptotic value as n increases. However, by (9), the asymptotic regret ratio of the SNN classifier over the OWNN classifier is 1.0305, while the estimated ones are 1.0224, 1.1493, 0.3097 and 0.1136, for $n = 50, 100, 200, 500$. It appears that the estimated regret ratio matches with its asymptotic value for small sample size, but they differ for large n . This may be caused by the fact that the classification errors are very close to Bayes risk for large n and hence the estimated regret ratio has a numerical issue. For

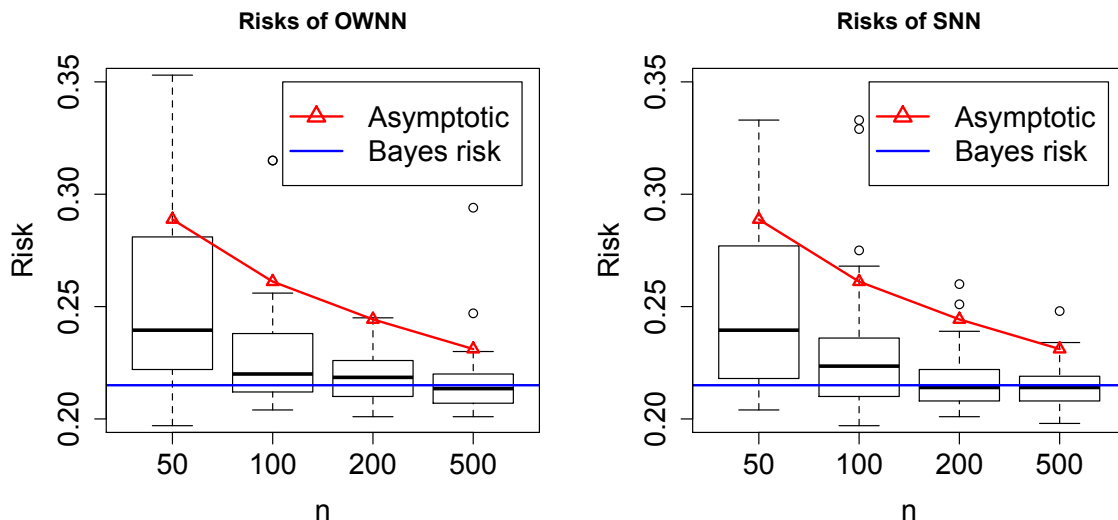


Figure 7: Asymptotic risk (regret + the Bayes risk; red curves) and estimated risk (black box plots) for OWNN (left) and SNN procedures (right). The blue horizontal line indicates the Bayes risk, 0.215. These plots show that the estimated risk converges to its asymptotic version (and also the Bayes risk) as n increases.

example, when $n = 500$, the average errors of the SNN classifier and the OWNN classifier are 0.2152 and 0.2161, respectively, while the Bayes risk is 0.215 (see Figure 7). A similar issue was previously reported in Samworth (2012).

7.2 Simulations

In this section, we compare SNN with the k NN, OWNN and BNN classifiers. The parameter k in k NN was tuned from 100 equally spaced grid points from 5 to $n/2$. For a fair comparison, in the SNN classifier, the parameter λ was tuned so that the corresponding parameter k^* (see Theorem 2) were equally spaced and fell into the same range roughly.

In Simulation 1, we assumed that the two classes were from $P_1 \sim N(0_d, \mathbb{I}_d)$ and $P_2 \sim N(\mu_d, \mathbb{I}_d)$ with the prior probability $\pi_1 = 1/3$ and dimension d . We set sample size $n = 200$ and chose μ such that the resulting B_1 was fixed as 0.1 for different d . Specifically, in Supplementary S.VII we show that

$$B_1 = \frac{\sqrt{2\pi}}{3\pi\mu d} \exp\left(-\frac{(\mu d/2 - \ln 2/\mu)^2}{2d}\right). \quad (13)$$

Hence, we set $\mu = 2.076, 1.205, 0.659, 0.314, 0.208$ for $d = 1, 2, 4, 8$ and 10, respectively.

In Simulation 2, the training data set were generated by setting $n = 200$, $d = 2$ or 5, $P_1 \sim 0.5N(0_d, \mathbb{I}_d) + 0.5N(3_d, 2\mathbb{I}_d)$, $P_2 \sim 0.5N(1.5_d, \mathbb{I}_d) + 0.5N(4.5_d, 2\mathbb{I}_d)$, and $\pi_1 = 1/2$ or $1/3$.

Simulation 3 has the same setting as Simulation 2, except that $P_1 \sim 0.5N(0_d, \Sigma) + 0.5N(3_d, 2\Sigma)$ and $P_2 \sim 0.5N(1.5_d, \Sigma) + 0.5N(4.5_d, 2\Sigma)$, where Σ is the Toeplitz matrix whose j th entry of the first row is 0.6^{j-1} .

Simulation 1 is a relatively easy classification problem. Simulation 2 examines the bimodal effect and Simulation 3 combines bimodality with dependence between variables. In each simulation setting, a test data set of size 1000 is independently generated and the average classification error and average estimated CIS for the test set are reported over 100 replications. To estimate the CIS, for each replication, we build two classifiers based on the randomly divided training data, and then estimate CIS by the average disagreement of these two classifiers on the test data.

Figure 8 shows the average error (on the left) and CIS (on the right) for Simulation 1. As a first impression, the test error is similar among different classification methods, while the

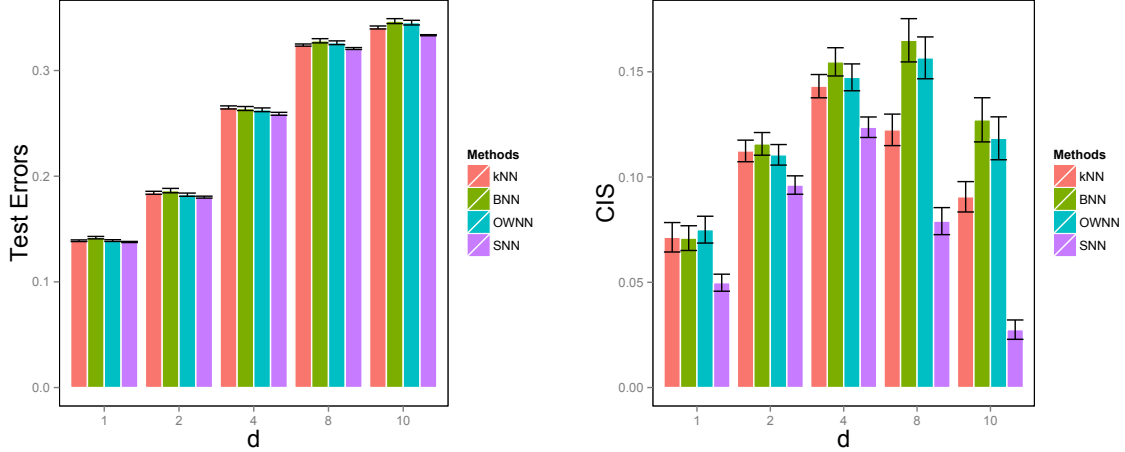


Figure 8: Average test errors and CIS's (with standard error bar marked) of the k NN, BNN, OWNN, and SNN methods in Simulation 1. The x -axis indicates different settings with various dimensions. Within each setting, the four methods are horizontally lined up (from the left are k NN, BNN, OWNN, and SNN).

CIS differs a lot. In terms of the stability, SNN always has the smallest CIS; in particular, as d increases, the improvement of SNN over all other procedures becomes even larger. This agrees with the asymptotic findings in Section 5.2. For example, when $d = 10$, all the k NN, BNN, and OWNN procedures are at least five times more unstable than SNN. In terms of accuracy, SNN obtains the minimal test errors in all five scenarios, although the improvement in the accuracy is not significant when $d = 1, 2$ or 4 . This result suggests that although SNN is asymptotically less accurate than OWNN in theory, the actual empirical difference in the test error is often ignorable.

Figures 9 and 10 summarize the results for Simulations 2 and 3. Similarly, in general, the difference in CIS is much obvious than the difference in the error. The SNN procedure obtains the minimal CIS in all 8 cases. Interestingly, the improvements are significant in all the four cases when $\pi_1 = 1/3$. Moreover, among 3 out of the 8 cases, our SNN achieves the smallest test errors and the improvements are significant. Even in cases where the error is not the smallest, the accuracy of SNN is close to the best classifier.

7.3 Real Examples

We extend the comparison to four real data sets publicly available in the UCI Machine Learning Repository (Bache and Lichman, 2013). The first data set is the breast cancer

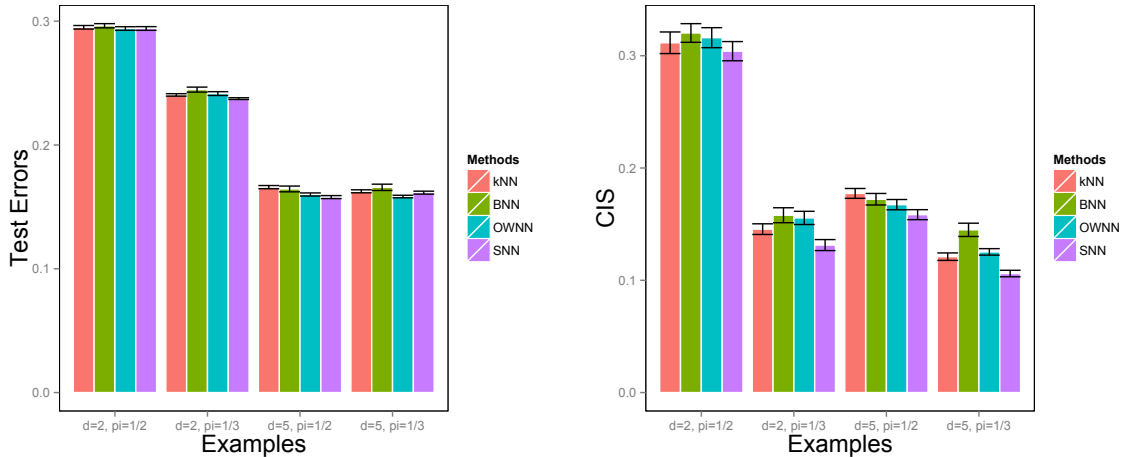


Figure 9: Average test errors and CIS's (with standard error bar marked) of the k NN, BNN, OWNN, and SNN methods in Simulation 2. The ticks on the x -axis indicate the dimensions and prior class probability π for different settings. Within each setting, the four methods are horizontally lined up (from the left are k NN, BNN, OWNN, and SNN).

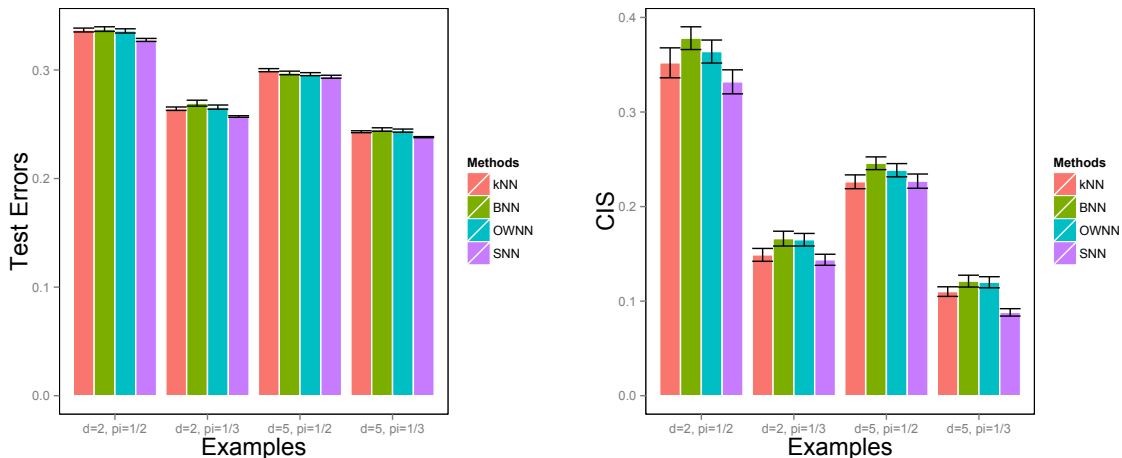


Figure 10: Average test errors and CIS's (with standard error bar marked) of the k NN, BNN, OWNN, and SNN methods in Simulation 3. The ticks on the x -axis indicate the dimensions and prior class probability π for different settings. Within each setting, the four methods are horizontally lined up (from the left are k NN, BNN, OWNN, and SNN).

data set (*breast*) collected by Wolberg and Mangasarian (1990). There are 683 samples and 10 experimental measurement variables. The binary class label indicates whether the sample is benign or malignant. These 683 samples arrived periodically. In total, there are 8 groups of samples which reflect the chronological order of the data. A good classification procedure is expected to produce a stable classifier across these groups of samples. The second data set

is the credit approval data set (*credit*). It consists of 690 credit card applications and each application has 14 attributes reflecting the user information. The binary class label refers to whether the application is positive or negative. The third data set is the haberman’s survival data set (*haberman*) which contains 306 cases from study conducted on the survival of patients who had undergone surgery for breast cancer. It has three attributes, age, patient’s year of operation, and number of positive axillary nodes detected. The response variable indicates the survival status: either the patient survived 5 years or longer or the patient died within 5 years. The last data set is the SPECT heart data set (*spect*) which describes the diagnosing of cardiac Single Proton Emission Computed Tomography (SPECT) images. Each of the 267 image sets (patients) had 22 binary feature patterns and was classified into two classes: normal and abnormal.

We randomly split each data set into training and test sets with the equal size. The same tuning procedure as in the simulation is applied here. We compute the test error and the estimated CIS on the test set. The procedure is repeated 100 times and the average error and CIS are reported in Figure 11.

Similar to the simulation results, the SNN procedure obtains the minimal CIS in all four real data sets and the improvements in CIS are significant. The errors of OWNN and SNN have no significant difference, although OWNN is theoretically better in accuracy. These

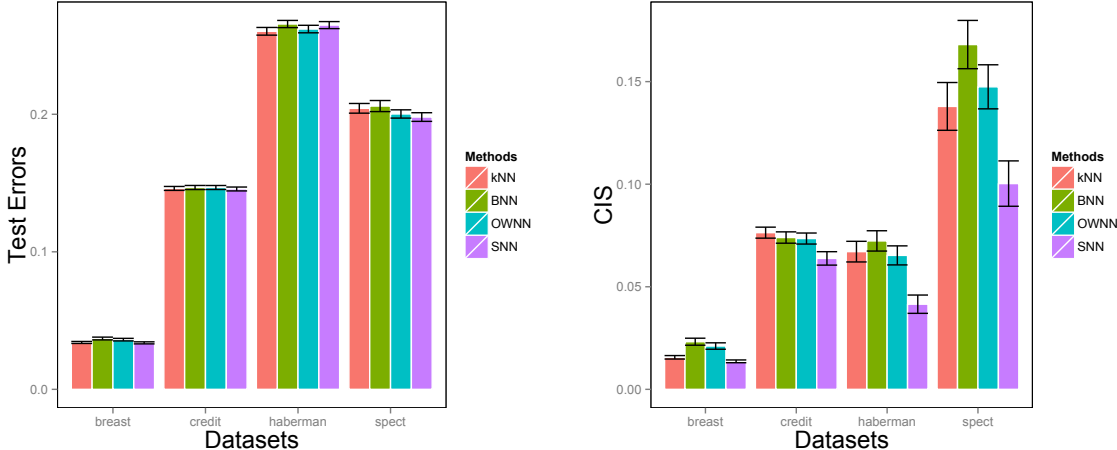


Figure 11: Average test errors and CIS’s (with standard error bar marked) of the k NN, BNN, OWNN and SNN methods for four data examples. The ticks on the x -axis indicate the names of the examples. Within each example, the four methods are horizontally lined up (from the left are k NN, BNN, OWNN, and SNN).

real experiments further illustrate that, with almost the same classification accuracy, our SNN procedure can achieve a significant improvement in the stability, which promotes the reproducibility.

8 Conclusion

Stability is an important and desirable property of a statistical procedure. It provides a foundation for the reproducibility, and reflects the credibility of those who use the procedure. To our best knowledge, our work is the first to propose a measure to quantify classification instability. The proposed SNN classification procedure enjoys increased classification stability with comparable classification accuracy to OWNN.

For classification problems, the classification accuracy is a primary concern, while stability is secondary. In many real cases, however, different classifiers may enjoy a comparable classification accuracy, and a classifier with a better stability stands out. The observation that our method can improve stability while maintaining the similar accuracy suggests that there may exist much more room for improving stability than for improving accuracy. This may be explained by the faster convergence rate of the regret than that of the CIS (Theorem 5).

In theory, our SNN is shown to achieve the minimax optimal convergence rate in regret and a sharp convergence rate in CIS. Extensive experiments illustrate that SNN attains a significant improvement of stability over existing nearest neighbor classifiers, and sometimes even improves the accuracy. We implement the algorithm in a publicly available R package `snn`.

Our proposed SNN method is motivated by an asymptotic expansion of the CIS. Such a nice property may not exist for other more general classification methods. Hence, it is unclear how the stabilization idea can be carried over to other classifiers in a similar manner. That being said, the CIS measure can be used as a criterion for tuning parameter selection. There exists work in the literature which uses variable selection stability to select tuning parameter (Sun et al., 2013). Classification stability and variable selection stability complement each other and can provide a comprehensive description of the reliability of a statistical procedure.

For simplicity, we focus on the binary classification in this article. The generalization of

the SNN classifier to multi-category classification problems (Lee et al., 2004; Liu and Shen, 2006; Liu and Yuan, 2011) is an interesting topic to pursue in the future. Moreover, stability for the high-dimensional, low-sample size data is another important topic. Furthermore, in analyzing a big data set, a popular scheme is divide-and-conquer. It is an interesting research question on how to divide the data and choose the parameter wisely to ensure the optimal stability of a combined classifier.

Appendices

A.I Assumptions (A1) - (A4)

For a smooth function g , we denote $\dot{g}(x)$ as its gradient vector at x . We assume the following conditions through all the article.

(A1) The set $\mathcal{R} \subset \mathbb{R}^d$ is a compact d -dimensional manifold with boundary $\partial\mathcal{R}$.

(A2) The set $\mathcal{S} = \{x \in \mathcal{R} : \eta(x) = 1/2\}$ is nonempty. There exists an open subset U_0 of \mathbb{R}^d which contains \mathcal{S} such that: (i) η is continuous on $U \setminus U_0$ with U an open set containing \mathcal{R} ; (ii) the restriction of the conditional distributions of X , P_1 and P_2 , to U_0 are absolutely continuous with respect to Lebesgue measure, with twice continuously differentiable Randon-Nikodym derivatives f_1 and f_2 .

(A3) There exists $\rho > 0$ such that $\int_{\mathbb{R}^d} \|x\|^\rho d\bar{P}(x) < \infty$. Moreover, for sufficiently small $\delta > 0$, $\inf_{x \in \mathcal{R}} \bar{P}(B_\delta(x)) / (a_d \delta^d) \geq C_3 > 0$, where $a_d = \pi^{d/2} / \Gamma(1 + d/2)$, $\Gamma(\cdot)$ is gamma function, and C_3 is a constant independent of δ .

(A4) For all $x \in \mathcal{S}$, we have $\dot{\eta}(x) \neq 0$, and for all $x \in \mathcal{S} \cap \partial\mathcal{R}$, we have $\dot{\partial\eta}(x) \neq 0$, where $\partial\eta$ is the restriction of η to $\partial\mathcal{R}$. ■

Remark 2. *Assumptions (A1)–(A4) have also been employed to show the asymptotic expansion of the regret of the k NN classifier (Hall et al., 2008). The condition $\dot{\eta}(x) \neq 0$ in (A4) is equivalent to the margin condition with $\alpha = 1$; see (2.1) in Samworth (2012). Furthermore, these assumptions ensure that $\bar{f}(x_0)$ and $\dot{\eta}(x_0)$ are bounded away from zero and infinity on \mathcal{S} .*

A.II Definitions of $a(x)$, B_1 , B_2 , and $W_{n,\beta}$

For a smooth function $g: \mathbb{R}^d \rightarrow \mathbb{R}$, let $g_j(x)$ its j th partial derivative at x , $\ddot{g}(x)$ the Hessian matrix at x , and $g_{jk}(x)$ the (j, k) th element of $\ddot{g}(x)$. Let $c_{j,d} = \int_{v:\|v\|\leq 1} v_j^2 dv$. Define

$$a(x) = \sum_{j=1}^d \frac{c_{j,d} \{ \eta_j(x) \bar{f}_j(x) + 1/2 \eta_{jj}(x) \bar{f}(x) \}}{a_d^{1+2/d} \bar{f}(x)^{1+2/d}}.$$

We further define two distribution-related constants

$$B_1 = \int_{\mathcal{S}} \frac{\bar{f}(x)}{4 \|\dot{\eta}(x)\|} d\text{Vol}^{d-1}(x), \quad B_2 = \int_{\mathcal{S}} \frac{\bar{f}(x)}{\|\dot{\eta}(x)\|} a(x)^2 d\text{Vol}^{d-1}(x),$$

where Vol^{d-1} is the natural $(d-1)$ -dimensional volume measure that \mathcal{S} inherits with \mathcal{S} defined in Appendix A.I. Based on Assumptions (A1)-(A4) in Appendix A.I, B_1 and B_2 are finite with $B_1 > 0$ and $B_2 \geq 0$, where $B_2 = 0$ only when $a(x)$ equals zero on \mathcal{S} .

In addition, for $\beta > 0$, we denote $W_{n,\beta}$ as the set of \mathbf{w}_n satisfying (w.1)–(w.5).

$$(w.1) \sum_{i=1}^n w_{ni}^2 \leq n^{-\beta},$$

$$(w.2) n^{-4/d} (\sum_{i=1}^n \alpha_i w_{ni})^2 \leq n^{-\beta}, \text{ where } \alpha_i = i^{1+\frac{2}{d}} - (i-1)^{1+\frac{2}{d}},$$

$$(w.3) n^{2/d} \sum_{i=k_2+1}^n w_{ni} / \sum_{i=1}^n \alpha_i w_{ni} \leq 1 / \log n \text{ with } k_2 = \lfloor n^{1-\beta} \rfloor,$$

$$(w.4) \sum_{i=k_2+1}^n w_{ni}^2 / \sum_{i=1}^n w_{ni}^2 \leq 1 / \log n,$$

$$(w.5) \sum_{i=1}^n w_{ni}^3 / (\sum_{i=1}^n w_{ni}^2)^{3/2} \leq 1 / \log n.$$

For the k NN classifier with $w_{ni} = k^{-1} \mathbf{1}\{1 \leq i \leq k\}$, (w.1)–(w.5) reduce to $\max(n^\beta, (\log n)^2) \leq k \leq \min(n^{(1-\beta d/4)}, n^{1-\beta})$. See Samworth (2012) for a detailed discussion of $W_{n,\beta}$. \blacksquare

A.III Proof of Theorem 1

Note that $\text{CIS}(\text{WNN}) = \mathbb{P}_{\mathcal{D}_1, \mathcal{D}_2, X} \left(\widehat{\phi}_{n1}^{\mathbf{w}_n}(X) \neq \widehat{\phi}_{n2}^{\mathbf{w}_n}(X) \right)$ can be expressed in the following way.

$$\begin{aligned} & \text{CIS}(\text{WNN}) \\ &= \mathbb{E}_X \left[\mathbb{P}_{\mathcal{D}_1, \mathcal{D}_2} \left(\widehat{\phi}_{\mathcal{D}_1}^{\mathbf{w}_n}(X) \neq \widehat{\phi}_{\mathcal{D}_2}^{\mathbf{w}_n}(X) \mid X \right) \right] \\ &= \mathbb{E}_X \left[\mathbb{P}_{\mathcal{D}_1, \mathcal{D}_2} \left(\widehat{\phi}_{\mathcal{D}_1}^{\mathbf{w}_n}(X) = 1, \widehat{\phi}_{\mathcal{D}_2}^{\mathbf{w}_n}(X) = 2 \mid X \right) \right] + \mathbb{E}_X \left[\mathbb{P}_{\mathcal{D}_1, \mathcal{D}_2} \left(\widehat{\phi}_{\mathcal{D}_1}^{\mathbf{w}_n}(X) = 2, \widehat{\phi}_{\mathcal{D}_2}^{\mathbf{w}_n}(X) = 1 \mid X \right) \right] \\ &= \mathbb{E}_X \left[2 \mathbb{P}_{\mathcal{D}_1} \left(\widehat{\phi}_{\mathcal{D}_1}^{\mathbf{w}_n}(X) = 1 \mid X \right) \left(1 - \mathbb{P}_{\mathcal{D}_1} \left(\widehat{\phi}_{\mathcal{D}_1}^{\mathbf{w}_n}(X) = 1 \mid X \right) \right) \right], \end{aligned}$$

where the last equality is valid because \mathcal{D}_1 and \mathcal{D}_2 are i.i.d. samples. Without loss of generality, we consider a generic sample $\mathcal{D} = \{(X_i, Y_i), i = 1, \dots, n\}$. Given $X = x$, we define $(X_{(i)}, Y_{(i)})$ such that $\|X_{(1)} - x\| \leq \|X_{(2)} - x\| \leq \dots \leq \|X_{(n)} - x\|$ with $\|\cdot\|$ the Euclidean norm. Denote the estimated regression function $S_n(x) = \sum_{i=1}^n w_{ni} \mathbb{1}\{Y_{(i)} = 1\}$. We have

$$\begin{aligned}\mathbb{E}_X \left[\mathbb{P} \left(\widehat{\phi}_{\mathcal{D}}^{\mathbf{w}_n}(X) = 1 | X \right) \right] &= \int_{\mathcal{R}} \mathbb{P} \left(S_n(x) \geq 1/2 \right) d\bar{P}(x), \\ \mathbb{E}_X \left[\mathbb{P}^2 \left(\widehat{\phi}_{\mathcal{D}}^{\mathbf{w}_n}(X) = 1 | X \right) \right] &= \int_{\mathcal{R}} \mathbb{P}^2 \left(S_n(x) \geq 1/2 \right) d\bar{P}(x),\end{aligned}$$

where $\bar{P}(x)$ is the marginal distribution of X . For the sake of simplicity, \mathbb{P} denotes the probability with respect to \mathcal{D} . Hence, CIS satisfies

$$\begin{aligned}\text{CIS(WNN)}/2 &= \int_{\mathcal{R}} \mathbb{P}(S_n(x) \geq 1/2) \left(1 - \mathbb{P}(S_n(x) \geq 1/2) \right) d\bar{P}(x) \\ &= \int_{\mathcal{R}} \{ \mathbb{P}(S_n(x) < 1/2) - \mathbb{1}\{\eta(x) < 1/2\} \} d\bar{P}(x) \\ &\quad - \int_{\mathcal{R}} \{ \mathbb{P}^2(S_n(x) < 1/2) - \mathbb{1}\{\eta(x) < 1/2\} \} d\bar{P}(x)\end{aligned}$$

Denote the boundary $\mathcal{S} = \{x \in \mathcal{R} : \eta(x) = 1/2\}$. For $\epsilon > 0$, let $\mathcal{S}^{\epsilon\epsilon} = \{x \in \mathbb{R}^d : \eta(x) = 1/2 \text{ and } \text{dist}(x, \mathcal{S}) < \epsilon\}$, where $\text{dist}(x, \mathcal{S}) = \inf_{x_0 \in \mathcal{S}} \|x - x_0\|$. We will focus on the set

$$\mathcal{S}^\epsilon = \left\{ x_0 + t \frac{\dot{\eta}(x_0)}{\|\dot{\eta}(x_0)\|} : x_0 \in \mathcal{S}^{\epsilon\epsilon}, |t| < \epsilon \right\}.$$

Let $\mu_n(x) = \mathbb{E}\{S_n(x)\}$, $\sigma_n^2(x) = \text{Var}\{S_n(x)\}$, and $\epsilon_n = n^{-\beta d/4}$. Denote $s_n^2 = \sum_{i=1}^n w_{ni}^2$ and $t_n = n^{-2/d} \sum_{i=1}^n \alpha_i w_{ni}$. Samworth (2012) showed that, uniformly for $\mathbf{w}_n \in W_{n,\beta}$,

$$\sup_{x \in \mathcal{S}^{\epsilon_n}} |\mu_n(x) - \eta(x) - a(x)t_n| = o(t_n), \quad (\text{A.1})$$

$$\sup_{x \in \mathcal{S}^{\epsilon_n}} \left| \sigma_n^2(x) - \frac{1}{4}s_n^2 \right| = o(s_n^2). \quad (\text{A.2})$$

We organize our proof in three steps. In Step 1, we focus on analyzing on the set $\mathcal{R} \cap \mathcal{S}^{\epsilon_n}$; in Step 2, we focus on the complement set $\mathcal{R} \setminus \mathcal{S}^{\epsilon_n}$; Step 3 combines the results and applies a normal approximation to yield the final conclusion.

Step 1: For $x_0 \in \mathcal{S}$ and $t \in \mathbb{R}$, denote $x_0^t = x_0 + t\dot{\eta}(x_0)/\|\dot{\eta}(x_0)\|$. Denote $\bar{f} = \pi_1 f_1 + (1 - \pi_1)f_2$ as the Radon-Nikodym derivative with respect to Lebesgue measure of the restriction of \bar{P} to \mathcal{S}^{ϵ_n} for large n . We need to show that, uniformly for $\mathbf{w}_n \in W_{n,\beta}$,

$$\int_{\mathcal{R} \cap \mathcal{S}^{\epsilon_n}} \left\{ \mathbb{P}(S_n(x) < 1/2) - \mathbb{1}\{\eta(x) < 1/2\} \right\} d\bar{P}(x) = \int_{\mathcal{S}} \int_{-\epsilon_n}^{\epsilon_n} \bar{f}(x_0^t) \left\{ \mathbb{P}(S_n(x_0^t) < 1/2) - \mathbb{1}\{t < 0\} \right\} dt d\text{Vol}^{d-1}(x_0) \{1 + o(1)\}; \quad (\text{A.3})$$

$$\int_{\mathcal{R} \cap \mathcal{S}^{\epsilon_n}} \left\{ \mathbb{P}^2(S_n(x) < 1/2) - \mathbb{1}\{\eta(x) < 1/2\} \right\} d\bar{P}(x) = \int_{\mathcal{S}} \int_{-\epsilon_n}^{\epsilon_n} \bar{f}(x_0^t) \left\{ \mathbb{P}^2(S_n(x_0^t) < 1/2) - \mathbb{1}\{t < 0\} \right\} dt d\text{Vol}^{d-1}(x_0) \{1 + o(1)\}. \quad (\text{A.4})$$

According to Samworth (2012), for large n , we define the map $\phi(x_0, t \frac{\dot{\eta}(x_0)}{\|\dot{\eta}(x_0)\|}) = x_0^t$, and note that

$$\det \dot{\phi} \left(x_0, t \frac{\dot{\eta}(x_0)}{\|\dot{\eta}(x_0)\|} \right) dt d\text{Vol}^{d-1}(x_0) = \{1 + o(1)\} dt d\text{Vol}^{d-1}(x_0),$$

uniformly in $(x_0, t\dot{\eta}(x_0)/\|\dot{\eta}(x_0)\|)$ for $x_0 \in \mathcal{S}$ and $|t| < \epsilon_n$, where \det is the determinant. Then the theory of integration on manifolds (Gray, 2004) implies that, uniformly for $\mathbf{w}_n \in W_{n,\beta}$,

$$\int_{\mathcal{S}^{\epsilon_n}} \left\{ \mathbb{P}(S_n(x) < 1/2) - \mathbb{1}\{\eta(x) < 1/2\} \right\} d\bar{P}(x) = \int_{\mathcal{S}^{\epsilon_n \epsilon_n}} \int_{-\epsilon_n}^{\epsilon_n} \bar{f}(x_0^t) \left\{ \mathbb{P}(S_n(x_0^t) < 1/2) - \mathbb{1}\{t < 0\} \right\} dt d\text{Vol}^{d-1}(x_0) \{1 + o(1)\}.$$

Furthermore, we can replace \mathcal{S}^{ϵ_n} with $\mathcal{R} \cap \mathcal{S}^{\epsilon_n}$ since $\mathcal{S}^{\epsilon_n} \setminus \mathcal{R} \subseteq \{x \in \mathbb{R}^d : \text{dist}(x, \partial\mathcal{S}) < \epsilon_n\}$ and the latter has volume $O(\epsilon_n^2)$ by Weyl's tube formula (Gray, 2004). Similarly, we can safely replace $\mathcal{S}^{\epsilon_n \epsilon_n}$ with \mathcal{S} . Therefore, (A.3) holds. Similar arguments imply (A.4).

Step 2: Bound the contribution to CIS from $\mathcal{R} \setminus \mathcal{S}^{\epsilon_n}$. We show that, for all $M > 0$,

$$\sup_{\mathbf{w}_n \in W_{n,\beta}} \int_{\mathcal{R} \setminus \mathcal{S}^{\epsilon_n}} \left\{ \mathbb{P}(S_n(x) < 1/2) - \mathbb{1}\{\eta(x) < 1/2\} \right\} d\bar{P}(x) = O(n^{-M}), \quad (\text{A.5})$$

$$\sup_{\mathbf{w}_n \in W_{n,\beta}} \int_{\mathcal{R} \setminus \mathcal{S}^{\epsilon_n}} \left\{ \mathbb{P}^2(S_n(x) < 1/2) - \mathbb{1}\{\eta(x) < 1/2\} \right\} d\bar{P}(x) = O(n^{-M}). \quad (\text{A.6})$$

Here (A.5) follows from the fact $|\mathbb{P}(S_n(x) < \frac{1}{2}) - \mathbb{1}\{\eta(x) < 1/2\}| = O(n^{-M})$ for all $M > 0$,

uniformly for $\mathbf{w}_n \in W_{n,\beta}$ and $x \in \mathcal{R} \setminus \mathcal{S}^{\epsilon_n}$ (Samworth, 2012). Furthermore, (A.6) holds since

$$\left| \mathbb{P}^2\left(S_n(x) < 1/2\right) - \mathbb{1}\{\eta(x) < 1/2\} \right| \leq 2 \left| \mathbb{P}\left(S_n(x) < 1/2\right) - \mathbb{1}\{\eta(x) < 1/2\} \right|.$$

Step 3: In the end, we will show

$$\begin{aligned} & \int_{\mathcal{S}} \int_{-\epsilon_n}^{\epsilon_n} \bar{f}(x_0^t) \left\{ \mathbb{P}\left(S_n(x_0^t) < 1/2\right) - \mathbb{1}\{t < 0\} \right\} dt d\text{Vol}^{d-1}(x_0) \\ & \quad - \int_{\mathcal{S}} \int_{-\epsilon_n}^{\epsilon_n} \bar{f}(x_0^t) \left\{ \mathbb{P}^2\left(S_n(x_0^t) < 1/2\right) - \mathbb{1}\{t < 0\} \right\} dt d\text{Vol}^{d-1}(x_0) \\ & = \frac{1}{2} B_3 s_n + o(s_n + t_n). \end{aligned} \tag{A.7}$$

We first apply the nonuniform version of Berry-Esseen Theorem to approximate $\mathbb{P}(S_n(x_0^t) < 1/2)$. Let $Z_i = (w_{ni} \mathbb{1}\{Y(i) = 1\} - w_{ni} \mathbb{E}[\mathbb{1}\{Y(i) = 1\}]) / \sigma_n(x)$ and $W = \sum_{i=1}^n Z_i$. Note that $\mathbb{E}(Z_i) = 0$, $\text{Var}(Z_i) < \infty$, and $\text{Var}(W) = 1$. Then the nonuniform Berry-Esseen Theorem (Bjerve, 1977) implies that

$$\left| \mathbb{P}(W \leq y) - \Phi(y) \right| \leq \frac{M_1}{n^{1/2}(1 + |y|^3)},$$

where Φ is the standard normal distribution function and M_1 is a constant. Therefore,

$$\sup_{x_0 \in \mathcal{S}} \sup_{t \in [-\epsilon_n, \epsilon_n]} \left| \mathbb{P}\left(\frac{S_n(x_0^t) - \mu_n(x_0^t)}{\sigma_n(x_0^t)} \leq y\right) - \Phi(y) \right| \leq \frac{M_1}{n^{1/2}(1 + |y|^3)}. \tag{A.8}$$

Thus, we have

$$\begin{aligned} & \int_{\mathcal{S}} \int_{-\epsilon_n}^{\epsilon_n} \bar{f}(x_0^t) \left\{ \mathbb{P}\left(S_n(x_0^t) < 1/2\right) - \mathbb{1}\{t < 0\} \right\} dt d\text{Vol}^{d-1}(x_0) \\ & = \int_{\mathcal{S}} \int_{-\epsilon_n}^{\epsilon_n} \bar{f}(x_0^t) \left\{ \Phi\left(\frac{1/2 - \mu_n(x_0^t)}{\sigma_n(x_0^t)}\right) - \mathbb{1}\{t < 0\} \right\} dt d\text{Vol}^{d-1}(x_0) + o(s_n^2 + t_n^2), \end{aligned}$$

where the remainder term $o(s_n^2 + t_n^2)$ is due to (A.8) by slightly modifying the proof of A.21 in Samworth (2012).

Furthermore, Taylor expansion leads to

$$\bar{f}(x_0^t) = \bar{f}(x_0) + (\dot{f}(x_0))^T \frac{\dot{\eta}(x_0)}{\|\dot{\eta}(x_0)\|} t + o(t).$$

Therefore,

$$\begin{aligned}
& \int_{\mathcal{S}} \int_{-\epsilon_n}^{\epsilon_n} \bar{f}(x_0^t) \left\{ \mathbb{P}\left(S_n(x_0^t) < 1/2\right) - \mathbb{1}\{t < 0\} \right\} dt d\text{Vol}^{d-1}(x_0) \\
= & \int_{\mathcal{S}} \int_{-\epsilon_n}^{\epsilon_n} \bar{f}(x_0) \left\{ \Phi\left(\frac{-2t\|\dot{\eta}(x_0)\| - 2a(x_0)t_n}{s_n}\right) - \mathbb{1}\{t < 0\} \right\} dt d\text{Vol}^{d-1}(x_0) \\
& + \int_{\mathcal{S}} \int_{-\epsilon_n}^{\epsilon_n} \frac{\dot{f}(x_0)^T \dot{\eta}(x_0)t}{\|\dot{\eta}(x_0)\|} \left\{ \Phi\left(\frac{-2t\|\dot{\eta}(x_0)\| - 2a(x_0)t_n}{s_n}\right) - \mathbb{1}\{t < 0\} \right\} dt d\text{Vol}^{d-1}(x_0) + R_1,
\end{aligned} \tag{A.9}$$

where

$$\begin{aligned}
R_1 = & \int_{\mathcal{S}} \int_{-\epsilon_n}^{\epsilon_n} \bar{f}(x_0) \left\{ \Phi\left(\frac{1/2 - \mu_n(x_0^t)}{\sigma_n(x_0^t)}\right) - \Phi\left(\frac{-2t\|\dot{\eta}(x_0)\| - 2a(x_0)t_n}{s_n}\right) \right\} dt d\text{Vol}^{d-1}(x_0) \\
& + \int_{\mathcal{S}} \int_{-\epsilon_n}^{\epsilon_n} \frac{\dot{f}(x_0)^T \dot{\eta}(x_0)t}{\|\dot{\eta}(x_0)\|} \left\{ \Phi\left(\frac{1/2 - \mu_n(x_0^t)}{\sigma_n(x_0^t)}\right) - \Phi\left(\frac{-2t\|\dot{\eta}(x_0)\| - 2a(x_0)t_n}{s_n}\right) \right\} dt d\text{Vol}^{d-1}(x_0) \\
& + o(s_n^2 + t_n^2) \\
\triangleq & R_{11} + R_{12} + o(s_n^2 + t_n^2).
\end{aligned}$$

Next we show $R_1 = o(s_n + t_n)$. Denote $r_{x_0} = \frac{-a(x_0)t_n}{\|\dot{\eta}(x_0)s_n\|}$. According to (A.1) and (A.2), for a sufficiently small $\epsilon \in (0, \inf_{x_0 \in \mathcal{S}} \|\dot{\eta}(x_0)\|)$ and large n , for all $\mathbf{w}_n \in W_{n,\beta}$, $x_0 \in \mathcal{S}$ and $r \in [-\epsilon_n/s_n, \epsilon_n/s_n]$, Samworth (2012) showed that

$$\left| \frac{1/2 - \mu_n(x_0^{rs_n})}{\sigma_n(x_0^{rs_n})} - [-2\|\dot{\eta}(x_0)\|(r - r_{x_0})] \right| \leq \epsilon^2(|r| + t_n/s_n).$$

In addition, when $|r - r_{x_0}| \leq \epsilon t_n/s_n$,

$$\left| \Phi\left(\frac{1/2 - \mu_n(x_0^{rs_n})}{\sigma_n(x_0^{rs_n})}\right) - \Phi\left(-2\|\dot{\eta}(x_0)\|(r - r_{x_0})\right) \right| \leq 1$$

and when $\epsilon t_n/s_n < |r| < t_n/s_n$,

$$\left| \Phi\left(\frac{1/2 - \mu_n(x_0^{rs_n})}{\sigma_n(x_0^{rs_n})}\right) - \Phi\left(-2\|\dot{\eta}(x_0)\|(r - r_{x_0})\right) \right| \leq \epsilon^2(|r| + t_n/s_n)\phi(\|\dot{\eta}(x_0)\||r - r_{x_0}|),$$

where ϕ is the density function of standard normal distribution.

Therefore, we have

$$\begin{aligned}
|R_{11}| &\leq \int_{\mathcal{S}} \int_{-\epsilon_n}^{\epsilon_n} \bar{f}(x_0) \left| \Phi\left(\frac{1/2 - \mu_n(x_0^t)}{\sigma_n(x_0^t)}\right) - \Phi\left(\frac{-2t\|\dot{\eta}(x_0)\| - 2a(x_0)t_n}{s_n}\right) \right| dt d\text{Vol}^{d-1}(x_0) \\
&\leq \bar{f}(x_0) s_n \int_{|r-r_{x_0}| \leq \epsilon t_n/s_n} dr + \bar{f}(x_0) s_n \epsilon^2 \int_{-\infty}^{\infty} (|r| + t_n/s_n) \phi(\|\dot{\eta}(x_0)\| |r - r_{x_0}|) dr \\
&\leq \epsilon(t_n + s_n).
\end{aligned} \tag{A.10}$$

Similarly,

$$\begin{aligned}
&|R_{12}| \\
&\leq \int_{\mathcal{S}} \int_{-\epsilon_n}^{\epsilon_n} \frac{\dot{f}(x_0)^T \dot{\eta}(x_0) t}{\|\dot{\eta}(x_0)\|} \left| \Phi\left(\frac{1/2 - \mu_n(x_0^t)}{\sigma_n(x_0^t)}\right) - \Phi\left(\frac{-2t\|\dot{\eta}(x_0)\| - 2a(x_0)t_n}{s_n}\right) \right| dt d\text{Vol}^{d-1}(x_0) \\
&\leq \bar{f}(x_0) \epsilon s_n^2 \int_{|r-r_{x_0}| \leq \epsilon t_n/s_n} |r| dr + \bar{f}(x_0) s_n^2 \epsilon^2 \int_{-\infty}^{\infty} (|r| + t_n/s_n) \phi(\|\dot{\eta}(x_0)\| |r - r_{x_0}|) dr \\
&\leq \epsilon(t_n^2 + s_n^2).
\end{aligned}$$

The inequality above, along with with (A.10), leads to $R_1 = o(s_n + t_n)$.

By similar arguments, we have

$$\begin{aligned}
&\int_{\mathcal{S}} \int_{-\epsilon_n}^{\epsilon_n} \bar{f}(x_0^t) \left\{ \mathbb{P}^2(S_n(x_0^t) < 1/2) - \mathbf{1}\{t < 0\} \right\} dt d\text{Vol}^{d-1}(x_0) \\
&= \int_{\mathcal{S}} \int_{-\epsilon_n}^{\epsilon_n} \bar{f}(x_0) \left\{ \Phi^2\left(\frac{-2t\|\dot{\eta}(x_0)\| - 2a(x_0)t_n}{s_n}\right) - \mathbf{1}\{t < 0\} \right\} dt d\text{Vol}^{d-1}(x_0) \\
&\quad + \int_{\mathcal{S}} \int_{-\epsilon_n}^{\epsilon_n} \frac{\dot{f}(x_0)^T \dot{\eta}(x_0) t}{\|\dot{\eta}(x_0)\|} \left\{ \Phi^2\left(\frac{-2t\|\dot{\eta}(x_0)\| - 2a(x_0)t_n}{s_n}\right) - \mathbf{1}\{t < 0\} \right\} dt d\text{Vol}^{d-1}(x_0) \\
&\quad + o(s_n + t_n).
\end{aligned} \tag{A.11}$$

Finally, after substituting $t = us_n/2$ in (A.9) and (A.11), we have, up to $o(s_n + t_n)$

difference,

$$\begin{aligned}
& \text{CIS(WNN)}/2 \\
&= \frac{s_n}{2} \int_{\mathcal{S}} \int_{-\infty}^{\infty} \bar{f}(x_0) \left\{ \Phi\left(-\|\dot{\eta}(x_0)\|u - \frac{2a(x_0)t_n}{s_n}\right) - \mathbb{1}\{u < 0\} \right\} dud\text{Vol}^{d-1}(x_0) \\
&+ \frac{s_n^2}{4} \int_{\mathcal{S}} \int_{-\infty}^{\infty} \frac{(\dot{\bar{f}}(x_0))^T \dot{\eta}(x_0)}{\|\dot{\eta}(x_0)\|} u \left\{ \Phi\left(-\|\dot{\eta}(x_0)\|u - \frac{2a(x_0)t_n}{s_n}\right) - \mathbb{1}\{u < 0\} \right\} dt d\text{Vol}^{d-1}(x_0) \\
&- \frac{s_n}{2} \int_{\mathcal{S}} \int_{-\infty}^{\infty} \bar{f}(x_0) \left\{ \Phi^2\left(-\|\dot{\eta}(x_0)\|u - \frac{2a(x_0)t_n}{s_n}\right) - \mathbb{1}\{u < 0\} \right\} dud\text{Vol}^{d-1}(x_0) \\
&- \frac{s_n^2}{4} \int_{\mathcal{S}} \int_{-\infty}^{\infty} \frac{(\dot{\bar{f}}(x_0))^T \dot{\eta}(x_0)}{\|\dot{\eta}(x_0)\|} u \left\{ \Phi^2\left(-\|\dot{\eta}(x_0)\|u - \frac{2a(x_0)t_n}{s_n}\right) - \mathbb{1}\{u < 0\} \right\} dt d\text{Vol}^{d-1}(x_0) \\
&= I + II - III - IV.
\end{aligned}$$

According to Lemma S.1, we have

$$\begin{aligned}
I - III &= \left[\int_{\mathcal{S}} \frac{\bar{f}(x_0)}{2\sqrt{\pi}\|\dot{\eta}(x_0)\|} d\text{Vol}^{d-1}(x_0) \right] s_n = \frac{1}{2} B_3 s_n \\
II - IV &= - \left[\int_{\mathcal{S}} \frac{(\dot{\bar{f}}(x_0))^T \dot{\eta}(x_0) a(x_0)}{2\sqrt{\pi}(\|\dot{\eta}(x_0)\|)^3} d\text{Vol}^{d-1}(x_0) \right] s_n t_n = \frac{1}{2} B_4 s_n t_n.
\end{aligned}$$

Therefore, the desirable result is obtained by noting that $B_4 s_n t_n = o(s_n + t_n)$. This concludes the proof of Theorem 1. \blacksquare

A.IV Proof of Theorem 2

For any weight \mathbf{w}_n , the Lagrangian of (5) is

$$L(\mathbf{w}_n) = \left(\sum_{i=1}^n \frac{\alpha_i w_{ni}}{n^{2/d}} \right)^2 + \lambda \sum_{i=1}^n w_{ni}^2 + \nu \left(\sum_{i=1}^n w_{ni} - 1 \right).$$

Considering the constraint of nonnegative weights, we denote $k^* = \max\{i : w_{ni}^* > 0\}$. Setting derivative of $L(\mathbf{w}_n)$ to be 0, we have

$$\frac{\partial L(\mathbf{w}_n)}{\partial w_{ni}} = 2n^{-4/d} \alpha_i \sum_{i=1}^{k^*} \alpha_i w_{ni} + 2\lambda w_{ni} + \nu = 0. \tag{A.12}$$

Summing (A.12) from 1 to k^* , and multiplying (A.12) by α_i and then summing from 1 to k^* yields

$$\begin{aligned} 2n^{-4/d}(k^*)^{1+2/d} \sum_{i=1}^{k^*} \alpha_i w_{ni} + 2\lambda + \nu k^* &= 0 \\ 2n^{-4/d} \sum_{i=1}^{k^*} \alpha_i w_{ni} \sum_{i=1}^{k^*} \alpha_i^2 + 2\lambda \sum_{i=1}^{k^*} \alpha_i w_{ni} + \nu(k^*)^{1+2/d} &= 0. \end{aligned}$$

Therefore, we have

$$w_{ni}^* = \frac{1}{k^*} + \frac{(k^*)^{4/d} - (k^*)^{2/d} \alpha_i}{\sum_{i=1}^{k^*} \alpha_i^2 + \lambda n^{4/d} - (k^*)^{1+4/d}} \quad (\text{A.13})$$

Here w_{ni}^* is decreasing in i since α_i is increasing in i and $\sum_{i=1}^{k^*} \alpha_i^2 > (k^*)^{1+4/d}$ from Lemma S.2. Next we solve for k^* . According to the definition of k^* , we only need to find k such that $w_{nk}^* = 0$. Using the results from Lemma S.2, solving this equation reduces to solving k^* such that

$$\left(1 + \frac{2}{d}\right)(k^* - 1)^{2/d} \leq \lambda n^{4/d} (k^*)^{-1-2/d} + \frac{(d+2)^2}{d(d+4)} (k^*)^{2/d} \left\{1 + O\left(\frac{1}{k^*}\right)\right\} \leq \left(1 + \frac{2}{d}\right)(k^*)^{2/d}.$$

Therefore, for large n , we have

$$k^* = \left\lfloor \left\{ \frac{d(d+4)}{2(d+2)} \right\}^{\frac{d}{d+4}} \lambda^{\frac{d}{d+4}} n^{\frac{4}{d+4}} \right\rfloor.$$

Plugging k^* and the result (S.3) in Supplementary into (A.13) yields the optimal weight. ■

A.V Proof of Theorem 3

Following the proofs of Lemma 3.1 in Audibert and Tsybakov (2007), we consider the sets $A_j \subset \mathcal{R}$

$$\begin{aligned} A_0 &= \{x \in \mathcal{R} : 0 < |\eta(x) - 1/2| \leq \delta\}, \\ A_j &= \{x \in \mathcal{R} : 2^{j-1}\delta < |\eta(x) - 1/2| \leq 2^j\delta\} \text{ for } j \geq 1. \end{aligned}$$

For the classification procedure $\Psi(\cdot)$, we have

$$\text{CIS}(\Psi) = \mathbb{E}[\mathbf{1}\{\widehat{\phi}_{n1}(X) \neq \widehat{\phi}_{n2}(X)\}],$$

where $\widehat{\phi}_{n1}$ and $\widehat{\phi}_{n2}$ are classifiers obtained by applying $\Psi(\cdot)$ to two independently and identically distributed samples \mathcal{D}_1 and \mathcal{D}_2 , respectively. Denote the Bayes classifier ϕ^{Bayes} , we have

$$\begin{aligned} \text{CIS}(\Psi) &= 2\mathbb{E}[\mathbf{1}\{\widehat{\phi}_{n1}(X) = \phi^{\text{Bayes}}(X), \widehat{\phi}_{n2}(X) \neq \phi^{\text{Bayes}}(X)\}] \\ &= 2\mathbb{E}[\{1 - \mathbf{1}\{\widehat{\phi}_{n1}(X) \neq \phi^{\text{Bayes}}(X)\}\}\mathbf{1}\{\widehat{\phi}_{n2}(X) \neq \phi^{\text{Bayes}}(X)\}] \\ &= 2\mathbb{E}_X[\mathbb{P}_{\mathcal{D}_1}(\widehat{\phi}_{n1}(X) \neq \phi^{\text{Bayes}}(X)|X) - \{\mathbb{P}_{\mathcal{D}_1}(\widehat{\phi}_{n1}(X) \neq \phi^{\text{Bayes}}(X)|X)\}^2] \\ &\leq 2\mathbb{E}[\mathbf{1}\{\widehat{\phi}_{n1}(X) \neq \phi^{\text{Bayes}}(X)\}], \end{aligned}$$

where the last equality is due to the fact that \mathcal{D}_1 and \mathcal{D}_2 are independently and identically distributed. For ease of notation, we will denote $\widehat{\phi}_{n1}$ as $\widehat{\phi}_n$ from now on. We further have

$$\begin{aligned} \text{CIS}(\Psi) &\leq 2 \sum_{j=0}^{\infty} \mathbb{E}[\mathbf{1}\{\widehat{\phi}_n(X) \neq \phi^{\text{Bayes}}(X)\}\mathbf{1}\{X \in A_j\}] \\ &\leq 2\mathbb{P}_X(0 < |\eta(X) - 1/2| \leq \delta) + 2 \sum_{j \geq 1} \mathbb{E}[\mathbf{1}\{\widehat{\phi}_n(X) \neq \phi^{\text{Bayes}}(X)\}\mathbf{1}\{X \in A_j\}]. \end{aligned}$$

Given the event $\{\widehat{\phi}_n \neq \phi^{\text{Bayes}}\} \cap \{|\eta - 1/2| > 2^{j-1}\delta\}$, we have $|\widehat{\eta}_n - \eta| \geq 2^{j-1}\delta$. Therefore, for any $j \geq 1$, we have

$$\begin{aligned} &\mathbb{E}[\mathbf{1}\{\widehat{\phi}_n(X) \neq \phi^{\text{Bayes}}(X)\}\mathbf{1}\{X \in A_j\}] \\ &\leq \mathbb{E}[\mathbf{1}\{|\widehat{\eta}_n(X) - \eta(X)| \geq 2^{j-1}\delta\}\mathbf{1}\{2^{j-1}\delta < |\eta(X) - 1/2| \leq 2^j\delta\}] \\ &\leq \mathbb{E}_X[\mathbb{P}_{\mathcal{D}}(|\widehat{\eta}_n(X) - \eta(X)| \geq 2^{j-1}\delta|X)\mathbf{1}\{0 < |\eta(X) - 1/2| \leq 2^j\delta\}] \\ &\leq C_1 \exp(-C_2 a_n (2^{j-1}\delta)^2) \mathbb{P}_X(0 < |\eta(X) - 1/2| \leq 2^j\delta) \\ &\leq C_1 \exp(-C_2 a_n (2^{j-1}\delta)^2) C_0 (2^j\delta)^\alpha, \end{aligned}$$

where the last inequality is due to margin assumption (6) and condition (7).

Taking $\delta = a_n^{-1/2}$, we have

$$\text{CIS}(\Psi) \leq C_0 a_n^{-\alpha/2} + C_0 C_1 a_n^{-\alpha/2} \sum_{j \geq 1} 2^{\alpha j + 1} e^{-C_2 4^{j-1}} \leq C a_n^{-\alpha/2},$$

for some $C > 0$ depending only on α, C_0, C_1 and C_2 . ■

A.VI Proof of Theorem 4

According to the proof of Theorem 3, we have

$$\text{CIS}(\Psi) = 2 \left\{ \mathbb{E}_X [\mathbb{P}_{\mathcal{D}}(\widehat{\phi}_n(X) \neq \phi^{\text{Bayes}}(X)|X)] - \mathbb{E}_X [\{\mathbb{P}_{\mathcal{D}}(\widehat{\phi}_n(X) \neq \phi^{\text{Bayes}}(X)|X)\}^2] \right\}.$$

Audibert and Tsybakov (2007) showed that when $\alpha\gamma \leq d$, the set of probability distribution $\mathcal{P}_{\alpha,\gamma}$ contains a (m, w, b, b') -hypercube with $w = C_3 q^{-d}$, $m = \lfloor C_4 q^{d-\alpha\gamma} \rfloor$, $b = b' = C_5 q^{-\gamma}$ and $q = \lfloor C_6 n^{1/(2\gamma+d)} \rfloor$, with some constants $C_i \geq 0$ for $i = 3, \dots, 6$ and $C_6 \leq 1$. Therefore, Lemma S.3 implies that the first part is bound, that is,

$$\begin{aligned} & \sup_{P \in \mathcal{P}_{\alpha,\gamma}} \mathbb{E}_X [\mathbb{P}_{\mathcal{D}}(\widehat{\phi}_n(X) \neq \phi^{\text{Bayes}}(X)|X)] \\ &= \sup_{P \in \mathcal{P}_{\alpha,\gamma}} \mathbb{E}_{\mathcal{D}} [\mathbb{P}_X(\widehat{\phi}_n(X) \neq \phi^{\text{Bayes}}(X))] \\ &\geq \frac{mw}{2} [1 - b\sqrt{nw}] \\ &= (1 - C_6) C_3 C_4 C_5 n^{-\alpha\gamma/(2\gamma+d)}. \end{aligned}$$

To bound the second part, we again consider the sets A_j defined in Appendix A.V. On the event $\{\widehat{\phi}_n \neq \phi^{\text{Bayes}}\} \cap \{|\eta - 1/2| > 2^{j-1}\delta\}$, we have $|\widehat{\eta}_n - \eta| \geq 2^{j-1}\delta$. Letting $\delta = a_n^{-1/2}$

leads to

$$\begin{aligned}
& \mathbb{E}_X[\{\mathbb{P}_{\mathcal{D}}(\widehat{\phi}_n(X) \neq \phi^{\text{Bayes}}(X)|X)\}^2] \\
&= \sum_{j=0}^{\infty} \mathbb{E}_X[\{\mathbb{P}_{\mathcal{D}}(\{\widehat{\phi}_n(X) \neq \phi^{\text{Bayes}}(X)\}|X)\}^2 \mathbf{1}\{X \in A_j\}] \\
&\leq \mathbb{P}_X(0 < |\eta(X) - 1/2| \leq \delta) + \sum_{j=1}^{\infty} \mathbb{E}_X[\{\mathbb{P}_{\mathcal{D}}(\{\widehat{\phi}_n(X) \neq \phi^{\text{Bayes}}(X)\}|X)\}^2 \mathbf{1}\{X \in A_j\}] \\
&\leq \mathbb{P}_X(0 < |\eta(X) - 1/2| \leq \delta) + \sum_{j \geq 1} C_1 e^{-2C_2 4^{j-1}} \mathbb{P}_X(0 < |\eta(x) - 1/2| \leq 2^j \delta) \\
&\leq C_0 a_n^{-\alpha/2} + C_0 C_1 a_n^{-\alpha/2} \sum_{j \geq 1} 2^{\alpha j} e^{-2C_2 4^{j-1}} \\
&\leq C_7 a_n^{-\alpha/2},
\end{aligned}$$

for some positive constant C_7 depending only on α, C_0, C_1, C_2 . When $a_n = n^{2\gamma/(2\gamma+d)}$, we have

$$\mathbb{E}_X[(\mathbb{P}_{\mathcal{D}}(\widehat{\phi}_n(X) \neq \phi^{\text{Bayes}}(X)|X))^2] \leq C_7 n^{-\alpha\gamma/(2\gamma+d)}.$$

By properly choosing constants C_i such that $(1 - C_6)C_3C_4C_5 - C_7 > 0$, we have

$$\text{CIS}(\Psi) \geq 2[(1 - C_6)C_3C_4C_5 - C_7]n^{-\alpha\gamma/(2\gamma+d)} \geq C'n^{-\alpha\gamma/(2\gamma+d)},$$

for a constant $C' > 0$. This concludes the proof of Theorem 4. ■

A.VII Proof of Theorem 5

According to our Theorem 3 and the proof of Theorem 1 in the supplementary of Samworth (2012), it is sufficient to show that for any $\alpha \geq 0$ and $\gamma \in (0, 2]$, there exist positive constants C_1, C_2 such that for all $\delta > 0$, $n \geq 1$ and \bar{P} -almost all x ,

$$\sup_{P \in \mathcal{P}_{\alpha, \gamma}} \mathbb{P}_{\mathcal{D}}\left(|S_n^*(x) - \eta(x)| \geq \delta\right) \leq C_1 \exp(-C_2 n^{2\gamma/(2\gamma+d)} \delta^2). \quad (\text{A.14})$$

where $S_n^*(x) = \sum_{i=1}^n w_{ni}^* \mathbf{1}\{Y_{(i)} = 1\}$ with the optimal weight w_{ni}^* defined in Theorem 2 and $k^* \asymp n^{2\gamma/(2\gamma+d)}$.

According to Lemma S.2, we have

$$\sum_{i=1}^{k^*} (w_{ni}^*)^2 = \frac{2(d+2)}{(d+4)k^*} \{1 + O((k^*)^{-1})\} \leq C_8 n^{-2\gamma/(2\gamma+d)},$$

for some constant $C_8 > 0$.

Denote $\mu_n^*(x) = \mathbb{E}\{S_n^*(x)\}$. According to the proof of Theorem 1 in the supplement of Samworth (2012), there exist $C_9, C_{10} > 0$ such that for all $P \in \mathcal{P}_{\alpha, \gamma}$ and $x \in \mathcal{R}$,

$$\begin{aligned} |\mu_n^*(x) - \eta(x)| &\leq \left| \sum_{i=1}^n w_{ni}^* \mathbb{E}\{\eta(X_{(i)}) - \eta_x(X_{(i)})\} \right| + \left| \sum_{i=1}^n w_{ni}^* \mathbb{E}\{\eta_x(X_{(i)})\} - \eta(x) \right| \\ &\leq L \sum_{i=1}^n w_{ni}^* \mathbb{E}\{\|X_{(i)} - x\|^\gamma\} + \left| \sum_{i=1}^n w_{ni}^* \mathbb{E}\{\eta_x(X_{(i)})\} - \eta(x) \right| \\ &\leq C_9 \sum_{i=1}^n w_{ni}^* \left(\frac{i}{n}\right)^{\gamma/d} \\ &\leq C_{10} n^{-\gamma/(2\gamma+d)}. \end{aligned} \tag{A.15}$$

The Hoeffding's inequality says that if Z_1, \dots, Z_n are independent and $Z_i \in [a_i, b_i]$ almost surely, then we have

$$\mathbb{P} \left(\left| \sum_{i=1}^n Z_i - \mathbb{E} \left[\sum_{i=1}^n Z_i \right] \right| \geq t \right) \leq 2 \exp \left(- \frac{2t^2}{\sum_{i=1}^n (b_i - a_i)^2} \right).$$

Let $Z_i = w_{ni}^* \mathbf{1}\{Y_{(i)} = 1\}$ with $a_i = 0$ and $b_i = w_{ni}^*$. According to (A.15), we have that for $\delta \geq 2C_{10} n^{-\gamma/(2\gamma+d)}$ and for \bar{P} -almost all x ,

$$\begin{aligned} \sup_{P \in \mathcal{P}_{\alpha, \gamma}} \mathbb{P}_{\mathcal{D}} \left(|S_n^*(x) - \eta(x)| \geq \delta \right) &\leq \sup_{P \in \mathcal{P}_{\alpha, \gamma}} \mathbb{P}_{\mathcal{D}} \left(|S_n^*(x) - \mu_n^*(x)| \geq \delta/2 \right) \\ &\leq 2 \exp \left\{ -n^{2\gamma/(2\gamma+d)} \delta^2 / (2C_8) \right\}, \end{aligned}$$

which implies (A.14) directly. ■

References

Adomavicius, G. and Zhang, J. (2010). On the Stability of Recommendations Algorithms. *ACM Conference on Recommender Systems*, 47–54.

- Audibert, J. and Tsybakov, A. (2007). Fast Learning Rates for Plug-in Classifiers. *Annals of Statistics*, **35**, 608–633.
- Ben-Hur, A., Elisseeff, A., and Guyon, I. (2002). A Stability Based Method for Discovering Structure in Clustered Data. *Pacific Symposium on Biocomputing*, 6–17.
- Biau, G., Cérou, F., and Guyader, A. (2010). On the Rate of Convergence of the Bagged Nearest neighbor Estimate. *Journal of Machine Learning Research*, **11**, 687–712.
- Bjerve, S. (1977). Error Bounds for Linear Combinations of Order Statistics. *Annals of Statistics*, **5**, 357–369.
- Bousquet, O. and Elisseeff, A. Stability and Generalization. *Journal of Machine Learning Research*, **2**, 499–526.
- Breiman, L. (1996). Heuristics of Instability and Stabilization in Model Selection. *Annals of Statistics*, **24**, 2350–2383.
- Bühlmann, P. and Yu, B. (2002). Analyzing Bagging. *Annals of Statistics*, **30**, 927–961.
- Cover, T. M. and Hart, P. E. (1967). Nearest Neighbor Pattern Classification. *IEEE Transactions on Information Theory*, **13**, 21–27.
- Devroye, L., Györfi, L., Krzyak, A. and Lugosi, G. (1994). On the Strong Universal Consistency of Nearest Neighbor Regression Function Estimates. *Annals of Statistics*, **22**, 1371–1385.
- Devroye, L., Györfi, L., and Lugosi, G. (1996). A Probabilistic Theory of Pattern Recognition. *Springer-Verlag, New York*.
- Devroye, L. and Wagner, T. J. (1977). The Strong Uniform Consistency of Nearest Neighbor Density Estimates. *Annals of Statistics*, **5**, 536–540.
- Elisseeff, A., Evgeniou, T., and Pontil, M. (2005). Stability for Randomized Learning Algorithms. *Journal of Machine Learning Research*, **6**, 55–79.
- Fix, E. and Hodges, J. L., Jr. (1951). Discriminatory Analysis, Nonparametric Discrimination: Consistency Properties. *Randolph Field, Texas*, Project 21-49-004, Report No.4.
- Bache, K. and Lichman, M. (2013). UCI Machine Learning Repository. <http://archive.ics.uci.edu/ml>. Irvine, CA: University of California.
- Gray, A. (2004). Tubes. *Progress in Mathematics*, **221**, Birkhäuser, Basel.
- Györfi, L. (1981). The Rate of Convergence of k-NN Regression Estimates and Classification Rules. *IEEE Transactions on Information Theory*, **27**, 362–364.
- Hall, P., Park, B., and Samworth, R. (2008). Choice of Neighbor Order in Nearest Neighbor Classification. *Annals of Statistics*, **36**, 2135–2152.

- Hall, P. and Samworth, R. (2005). Properties of Bagged Nearest Neighbor Classifiers. *Journal of the Royal Statistical Society, Series B*, **67**, 363–379.
- Lee, Y., Lin, Y., and Wahba, G. (2004). Multicategory Support Vector Machines, Theory, and Application to the Classification of Microarray Data and Satellite Radiance Data. *Journal of American Statistical Association*, **99**, 67–81.
- Liu, Y. and Shen, X. (2006). Multicategory Psi-learning. *Journal of American Statistical Association*, **101**, 500–509.
- Liu, Y. and Yuan, M. (2011). Reinforced Multicategory Support Vector Machines. *Journal of Computational and Graphical Statistics*, **20**, 901–919.
- Liu, H., Roeder, K., and Wasserman, L. (2010). Stability Approach to Regularization Selection for High-Dim Graphical Models. *Advances in Neural Information Processing Systems*, **23**.
- Meinshausen, N. and Bühlmann, P. (2010). Stability Selection. *Journal of the Royal Statistical Society, Series B*, **72**, 414–473.
- Samworth, R. (2012). Optimal Weighted Nearest Neighbor Classifiers. *Annals of Statistics*, **40**, 2733–2763.
- Snapp, R. R. and Venkatesh, S. S. (1998). Asymptotic Expansion of the K Nearest Neighbor Risk. *Annals of Statistics*, **26**, 850–878.
- Stodden, V. and Leisch, F. and Peng, R. (2014). Implementing reproducible research. CRC Press.
- Stone, C. J. (1977). Consistent Nonparametric Regression. *Annals of Statistics*, **5**, 595–645.
- Sun, W., Wang, J., and Fang, Y. (2013). Consistent Selection of Tuning Parameters via Variable Selection Stability. *Journal of Machine Learning Research*, **13**, 3419–3440.
- Tsybakov, A. (2004). Optimal Aggregation of Classifiers in Statistical Learning. *Annals of Statistics*, **32**, 135–166.
- Wang, J. (2010). Consistent Selection of the Number of Clusters via Cross Validation. *Biometrika*, **97**, 893–904.
- Wolberg, W. H. and Mangasarian, O.L. (1990). Multisurface Method of Pattern Separation for Medical Diagnosis Applied to Breast Cytology, *Proceedings of the National Academy of Sciences*, **87**, 9193–9196.
- Yu, B. (2013). Stability. *Bernoulli*, **19**, 1484–1500.

Supplementary Materials

Wei Sun, Xingye Qiao and Guang Cheng

In this supplementary note, we provide lemmas for proving Theorems 1-4, the proofs of Corollaries 1-3, and the calculation of B_1 .

S.I A Lemma for Proving Theorem 1 (Asymptotic Equivalent Form of CIS)

Lemma S.1. *For any distribution function G , constant a , and constant $b > 0$, we have*

$$\begin{aligned} \int_{-\infty}^{\infty} \{G(-bu - a) - \mathbf{1}\{u < 0\}\} du &= -\frac{1}{b} \left\{ a + \int_{-\infty}^{\infty} tdG(t) \right\}, \\ \int_{-\infty}^{\infty} u \{G(-bu - a) - \mathbf{1}\{u < 0\}\} du &= \frac{1}{b^2} \left\{ \frac{1}{2}a^2 + \frac{1}{2} \int_{-\infty}^{\infty} t^2 dG(t) + a \int_{-\infty}^{\infty} tdG(t) \right\}. \end{aligned}$$

Proof of Lemma S.1: We show the second equality. The proof of the first equality is similar. Note

$$\begin{aligned} &\int_{-\infty}^{\infty} u \{G(-bu - a) - \mathbf{1}\{u < 0\}\} du \\ &= \int_{-\infty}^0 u \{G(-bu - a) - 1\} du + \int_0^{\infty} uG(-bu - a) du \end{aligned} \quad (S.1)$$

After substitute $t = -bu - a$ for each term, we have

$$\begin{aligned} \int_{-\infty}^0 u \{G(-bu - a) - 1\} du &= \frac{1}{b^2} \int_{-a}^{\infty} (t + a)(1 - G(t)) dt \\ \int_0^{\infty} uG(-bu - a) du &= \frac{1}{b^2} \int_{-\infty}^{-a} (t + a)(-G(t)) dt \end{aligned}$$

Plugging these two into (S.1), we have

$$\begin{aligned} &\int_{-\infty}^{\infty} u \{G(-bu - a) - \mathbf{1}\{u < 0\}\} du \\ &= \frac{1}{b^2} \left\{ - \int_{-\infty}^{-a} tG(t) dt - a \int_{-\infty}^{-a} G(t) dt + \int_{-a}^{\infty} t(1 - G(t)) dt + a \int_{-a}^{\infty} (1 - G(t)) dt \right\} \\ &= \frac{1}{b^2} \{I + II + III + IV\}. \end{aligned}$$

Applying integration by part, we can calculate

$$\begin{aligned}
I &= -\frac{1}{2} \left[a^2 G(-a) - \int_{-\infty}^{-a} t^2 dG(t) \right] \\
II &= a \left[aG(-a) + \int_{-\infty}^{-a} t dG(t) \right] \\
III &= \frac{1}{2} \left[-a^2(1 - G(-a)) + \int_{-a}^{\infty} t^2 dG(t) \right] \\
IV &= a \left[a(1 - G(-a)) + \int_{-a}^{\infty} t dG(t) \right]
\end{aligned}$$

Plugging I-IV into (S.1) leads to desirable equality. This concludes the proof of Lemma S.1. \blacksquare

S.II A Lemma for Proving Theorem 2 (Optimal Weight)

Lemma S.2. *Given $\alpha_i = i^{1+2/d} - (i-1)^{1+2/d}$, we have*

$$\left(1 + \frac{2}{d}\right)(i-1)^{\frac{2}{d}} \leq \alpha_i \leq \left(1 + \frac{2}{d}\right)i^{\frac{2}{d}}, \quad (\text{S.2})$$

$$\sum_{j=1}^k \alpha_j^2 = \frac{(d+2)^2}{d(d+4)} k^{1+4/d} \left\{ 1 + O\left(\frac{1}{k}\right) \right\}. \quad (\text{S.3})$$

Proof of Lemma S.2: First, (S.2) is a direct result from the following two inequalities.

$$\left(1 - \frac{1}{i}\right)^{2/d} \geq 1 - \frac{2}{(i-1)d} \quad \text{and} \quad \left(1 + \frac{1}{i-1}\right)^{2/d} \geq 1 + \frac{2}{id},$$

where i and d are positive integers. These two inequalities hold because both differences $(1 - \frac{1}{i})^{2/d} - (1 - \frac{2}{(i-1)d})$ and $(1 + \frac{1}{i-1})^{2/d} - (1 + \frac{2}{id})$ are decreasing in i and the limit equals 0.

Second, (S.3) is due to (S.2) and Faulhaber's formula $\sum_{i=1}^k i^p = \frac{1}{p+1} k^{p+1} + O(k^p)$. According to (S.2), we have

$$\left(1 + \frac{2}{d}\right)^2 \sum_{i=1}^k (i-1)^{4/d} \leq \sum_{j=1}^k \alpha_j^2 \leq \left(1 + \frac{2}{d}\right)^2 \sum_{i=1}^k i^{4/d}.$$

Due to Faulhaber's formula, $\sum_{i=1}^k i^{4/d} = \frac{d}{d+4} k^{1+4/d} + O(k^{4/d})$ and $\sum_{i=1}^k (i-1)^{4/d} = \frac{d}{d+4} k^{1+4/d} + O(k^{4/d})$, which leads to (S.3). This concludes the proof of Lemma S.2. \blacksquare

S.III Strong density assumption for proving Theorems 3-4

The marginal distribution \bar{P} is said to satisfy the *strong density assumption* if

- for a compact set $\mathcal{R} \subset \mathbb{R}^d$ and constants $c_0, r_0 > 0$, \bar{P} is supported on a compact (c_0, r_0) -regular set $A \subset \mathcal{R}$ satisfying $\nu_d(A \cap B_r(x)) \geq c_0 \nu_d(B_r(x))$ for all $r \in [0, r_0]$ and

all $x \in A$, where ν_d denotes the d -dimensional Lebesgue measure and $B_r(x)$ is a closed Euclidean ball in \mathbb{R}^d centered at x and of radius $r > 0$;

- for all $x \in A$, the Lebesgue density \bar{f} of \bar{P} satisfies $\bar{f}_{\min} \leq \bar{f}(x) \leq \bar{f}_{\max}$ for some $0 < \bar{f}_{\min} < \bar{f}_{\max}$, and $\bar{f}(x) = 0$ otherwise. In addition, $\bar{f} \in \Sigma(\gamma - 1, L, A)$. ■

S.IV A Lemma for proving Theorem 4 (Lower Bound of CIS)

We adapt the Assouad's lemma to prove the lower bound of CIS. This lemma is of independent interest.

We first introduce an important definition called (m, w, b, b') -hypercube that is slightly modified from Audibert (2004). We observe independently and identically distributed training samples $\mathcal{D} = \{(X_i, Y_i), i = 1, \dots, n\}$ with $X_i \in \mathcal{X} = \mathcal{R}$ and $Y_i \in \mathcal{Y} = \{1, 2\}$. Let $\mathcal{F}(\mathcal{X}, \mathcal{Y})$ denote the set of all measurable functions mapping from \mathcal{X} into \mathcal{Y} . Let $\mathcal{Z} = \mathcal{X} \times \mathcal{Y}$. For the distribution function P , we denote its corresponding probability and expectation as \mathbb{P} and \mathbb{E} , respectively.

Definition 3. (Audibert, 2004) Let m be a positive integer, $w \in [0, 1]$, $b \in (0, 1]$ and $b' \in (0, 1]$. Define the (m, w, b, b') -hypercube $\mathcal{H} = \{P_{\vec{\sigma}} : \vec{\sigma} \triangleq (\sigma_1, \dots, \sigma_m) \in \{-1, +1\}^m\}$ of probability distributions $P_{\vec{\sigma}}$ of (X, Y) on \mathcal{Z} as follows.

For any $P_{\vec{\sigma}} \in \mathcal{H}$, the marginal distribution of X does not depend on $\vec{\sigma}$ and satisfies the following conditions. There exists a partition $\mathcal{X}_0, \dots, \mathcal{X}_m$ of \mathcal{X} satisfying,

- (i) for any $j \in \{1, \dots, m\}$, $\mathbb{P}_X(X \in \mathcal{X}_j) = w$;
- (ii) for any $j \in \{0, \dots, m\}$ and any $X \in \mathcal{X}_j$, we have

$$\mathbb{P}_{\vec{\sigma}}(Y = 1|X) = \frac{1 + \sigma_j \psi(X)}{2}$$

with $\sigma_0 = 1$ and $\psi : \mathcal{X} \rightarrow (0, 1]$ satisfies for any $j \in \{1, \dots, m\}$,

$$b \triangleq \left[1 - \left(\mathbb{E}_{\vec{\sigma}}[\sqrt{1 - \psi^2(X)}|X \in \mathcal{X}_j] \right)^2 \right]^{1/2},$$

$$b' \triangleq \mathbb{E}_{\vec{\sigma}}[\psi(X)|X \in \mathcal{X}_j].$$

Lemma S.3. If a collection of probability distributions \mathcal{P} contains a (m, w, b, b') -hypercube, then for any measurable estimator $\hat{\phi}_n$ obtained by applying Ψ to the training sample \mathcal{D} , we have

$$\sup_{P \in \mathcal{P}} \mathbb{E}^{\otimes n}[\mathbb{P}_X(\hat{\phi}_n(X) \neq \phi^{Bayes}(X))] \geq \frac{mw}{2}[1 - b\sqrt{nw}]. \quad (\text{S.4})$$

where $\mathbb{E}^{\otimes n}$ is the expectation with respect to $P^{\otimes n}$.

Proof of Lemma S.3: Let $\vec{\sigma}_{j,r} \triangleq (\sigma_1, \dots, \sigma_{j-1}, r, \sigma_{j+1}, \dots, \sigma_m)$ for any $r \in \{-1, 0, +1\}$. The distribution $P_{\vec{\sigma}_{j,0}}$ satisfies $\mathbb{P}_{\vec{\sigma}_{j,0}}(dX) = \mathbb{P}_X(dX)$, $\mathbb{P}_{\vec{\sigma}_{j,0}}(Y = 1|X) = 1/2$ for any $X \in \mathcal{X}_j$ and $\mathbb{P}_{\vec{\sigma}_{j,0}}(Y = 1|X) = \mathbb{P}_{\vec{\sigma}}(Y = 1|X)$ otherwise. Let ν denote the distribution of a Rademacher variable σ such that $\nu(\sigma = +1) = \nu(\sigma = -1) = 1/2$. Denote the variational distance between

two probability distributions P_1 and P_2 as

$$V(P_1, P_2) = 1 - \int \left(\frac{dP_1}{dP_0} \wedge \frac{dP_2}{dP_0} \right) dP_0,$$

where $a \wedge b$ means the minimal of a and b , and P_1 and P_2 are absolutely continuous with respect to some probability distribution P_0 .

Lemma 5.1 in Audibert (2004) showed that the variational distance between two distribution functions $P_{-1,1,\dots,1}^{\otimes n}$ and $P_{1,1,\dots,1}^{\otimes n}$ is bounded above. Specifically,

$$V(P_{-1,1,\dots,1}^{\otimes n}, P_{1,1,\dots,1}^{\otimes n}) \leq b\sqrt{nw}.$$

Note that \mathcal{P} contains a (m, w, b, b') -hypercube and for $X \in \mathcal{X}_j$, $\phi^{\text{Bayes}}(X) = 1 + \mathbb{1}\{\eta(X) < 1/2\} = 1 + \mathbb{1}\{(1 + \sigma_j \psi(X))/2 < 1/2\} = (3 - \sigma_j)/2$ since $\psi(X) \neq 0$. Therefore, we have

$$\begin{aligned} & \sup_{P \in \mathcal{P}} \mathbb{E}^{\otimes n} [\mathbb{P}_X(\widehat{\phi}_n(X) \neq \phi^{\text{Bayes}}(X))] \\ & \geq \sup_{\vec{\sigma} \in \{-1, +1\}^m} \left\{ \mathbb{E}_{\vec{\sigma}}^{\otimes n} \mathbb{P}_X(\mathbb{1}\{\widehat{\phi}_n(X) \neq \phi^{\text{Bayes}}(X)\}) \right\} \end{aligned} \quad (\text{S.5})$$

$$\begin{aligned} & \geq \sup_{\vec{\sigma} \in \{-1, +1\}^m} \left\{ \mathbb{E}_{\vec{\sigma}}^{\otimes n} \left(\sum_{j=1}^m \mathbb{P}_X[\mathbb{1}\{\widehat{\phi}_n(X) \neq \frac{3 - \sigma_j}{2}; X \in \mathcal{X}_j\}] \right) \right\} \\ & \geq \mathbb{E}_{\nu^{\otimes m}} \sum_{j=1}^m \mathbb{E}_{\vec{\sigma}}^{\otimes n} \left(\mathbb{P}_X[\mathbb{1}\{\widehat{\phi}_n(X) \neq \frac{3 - \sigma_j}{2}; X \in \mathcal{X}_j\}] \right) \end{aligned} \quad (\text{S.6})$$

$$\begin{aligned} & = \mathbb{E}_{\nu^{\otimes m}} \sum_{j=1}^m \mathbb{E}_{\vec{\sigma}_{j,0}}^{\otimes n} \left(\frac{dP_{\vec{\sigma}}^{\otimes n}}{dP_{\vec{\sigma}_{j,0}}^{\otimes n}} \mathbb{P}_X[\mathbb{1}\{\widehat{\phi}_n(X) \neq \frac{3 - \sigma_j}{2}; X \in \mathcal{X}_j\}] \right) \\ & = \mathbb{E}_{\nu^{\otimes(m-1)}(d\vec{\sigma}_{-j})} \sum_{j=1}^m \mathbb{E}_{\vec{\sigma}_{j,0}}^{\otimes n} \mathbb{E}_{\nu(d\sigma_j)} \left(\frac{dP_{\vec{\sigma}}^{\otimes n}}{dP_{\vec{\sigma}_{j,0}}^{\otimes n}} \mathbb{P}_X[\mathbb{1}\{\widehat{\phi}_n(X) \neq \frac{3 - \sigma_j}{2}; X \in \mathcal{X}_j\}] \right) \end{aligned} \quad (\text{S.7})$$

$$\begin{aligned} & \geq \mathbb{E}_{\nu^{\otimes(m-1)}(d\vec{\sigma}_{-j})} \sum_{j=1}^m \mathbb{E}_{\vec{\sigma}_{j,0}}^{\otimes n} \left[\left(\frac{dP_{\vec{\sigma}_{j,-1}}^{\otimes n}}{dP_{\vec{\sigma}_{j,0}}^{\otimes n}} \wedge \frac{dP_{\vec{\sigma}_{j,+1}}^{\otimes n}}{dP_{\vec{\sigma}_{j,0}}^{\otimes n}} \right) \mathbb{E}_{\nu(d\sigma_j)} \left(\mathbb{P}_X[\mathbb{1}\{\widehat{\phi}_n(X) \neq \frac{3 - \sigma_j}{2}; X \in \mathcal{X}_j\}] \right) \right] \end{aligned} \quad (\text{S.8})$$

$$\begin{aligned} & = \mathbb{E}_{\nu^{\otimes(m-1)}(d\vec{\sigma}_{-j})} \sum_{j=1}^m \frac{1}{2} \mathbb{P}_X[\mathbb{1}\{X \in \mathcal{X}_j\}] \left[1 - V(P_{\vec{\sigma}_{j,-1}}^{\otimes n}, P_{\vec{\sigma}_{j,+1}}^{\otimes n}) \right] \\ & = \frac{mw}{2} \left[1 - V(P_{-1,1,\dots,1}^{\otimes n}, P_{1,1,\dots,1}^{\otimes n}) \right] \\ & \geq \frac{mw}{2} [1 - b\sqrt{nw}], \end{aligned}$$

where (S.5) is due to the assumption that \mathcal{P} contains a (m, w, b, b') -hypercube, (S.6) is because the supremum over the m Rademacher variables is no less than the corresponding expected value, (S.7) is because we separate the space of the expectation into two parts: $\nu(d\sigma_j)$ and $\nu^{\otimes(m-1)}(d\vec{\sigma}_{-j})$. Finally, the inequality (S.8) is due to $dP_{\vec{\sigma}}^{\otimes n} \geq \{dP_{\vec{\sigma}_{j,+1}}^{\otimes n} \wedge dP_{\vec{\sigma}_{j,-1}}^{\otimes n}\}$

and the latter is not random with respect to $\nu(d\sigma_j)$. This ends the proof of Lemma S.3. ■

S.V Proof of Corollary 1

According to Theorems 3 and 4, we have, for any $\gamma \in (0, 2]$,

$$\sup_{P \in \mathcal{P}_{\alpha, \gamma}} \text{CIS}(\text{SNN}) \asymp n^{-\alpha\gamma/(2\gamma+d)}.$$

Therefore, when $\lambda \neq B_1/B_2$, we have

$$\begin{aligned} & \sup_{P \in \mathcal{P}_{\alpha, \gamma}} \left\{ \text{CIS}(\text{SNN}) - \text{CIS}(\text{OWNN}) \right\} \\ & \geq \sup_{P \in \mathcal{P}_{\alpha, \gamma}} \text{CIS}(\text{SNN}) - \sup_{P \in \mathcal{P}_{\alpha, \gamma}} \text{CIS}(\text{OWNN}) \\ & \geq C_{11} n^{-\alpha\gamma/(2\gamma+d)}. \end{aligned}$$

for some constant $C_{11} > 0$. Here $C_{11} = 0$ if and only if $\lambda = B_1/B_2$. On the other hand, we have

$$\begin{aligned} & \sup_{P \in \mathcal{P}_{\alpha, \gamma}} \left\{ \text{CIS}(\text{SNN}) - \text{CIS}(\text{OWNN}) \right\} \\ & \leq \sup_{P \in \mathcal{P}_{\alpha, \gamma}} \text{CIS}(\text{SNN}) + \sup_{P \in \mathcal{P}_{\alpha, \gamma}} \text{CIS}(\text{OWNN}) \\ & \leq C_{12} n^{-\alpha\gamma/(2\gamma+d)}, \end{aligned}$$

for some constant $C_{12} > 0$.

Furthermore, according to Theorem 5, we have

$$\sup_{P \in \mathcal{P}_{\alpha, \gamma}} \text{Regret}(\text{SNN}) \asymp n^{-\gamma(1+\alpha)/(2\gamma+d)}.$$

Similar to above arguments in CIS, we have

$$\sup_{P \in \mathcal{P}_{\alpha, \gamma}} \left\{ \text{Regret}(\text{SNN}) - \text{Regret}(\text{OWNN}) \right\} \asymp n^{-\gamma(1+\alpha)/(2\gamma+d)}.$$

This concludes the proof of Corollary 1. ■

S.VI Proof of Corollaries 2 and 3

For the OWNn classifier, the optimal k^{**} is a function of k^{opt} of k -nearest neighbor classifier (Samworth, 2012). Specifically,

$$k^{**} = \left\lfloor \left\{ \frac{2(d+4)}{d+2} \right\}^{\frac{d}{d+4}} k^{\text{opt}} \right\rfloor.$$

According to Theorem 2 and Lemma S.2, we have

$$\sum_{i=1}^{k^*} (w_{ni}^*)^2 = \frac{2(d+2)}{(d+4)k^*} \{1 + O((k^*)^{-1})\}.$$

Therefore,

$$\frac{\text{CIS(OWNN)}}{\text{CIS}(k\text{NN})} \rightarrow 2^{2/(d+4)} \left(\frac{d+2}{d+4}\right)^{(d+2)/(d+4)}.$$

Furthermore, for large n ,

$$\frac{\text{CIS(SNN)}}{\text{CIS(OWNN)}} = \frac{B_3 \left(\sum_{i=1}^{k^*} w_{ni}^{*2} \right)^{1/2}}{B_3 \left(\sum_{i=1}^{k^{**}} w_{ni}^{**2} \right)^{1/2}} = \left\{ \frac{B_1}{\lambda B_2} \right\}^{d/(2(d+4))}.$$

The rest limit expressions in Corollaries 2 and 3 can be shown in similar manners. ■

S.VII Calculation of (13) in Section 7.2

According to the definition,

$$B_1 = \int_{\mathcal{S}} \frac{\bar{f}(x_0)}{4 \|\dot{\eta}(x_0)\|} d\text{Vol}^{d-1}(x_0).$$

When $f_1 = N(0_d, \mathbb{I}_d)$ and $f_2 = N(\mu, \mathbb{I}_d)$ with the prior probability $\pi_1 = 1/3$, we have

$$\bar{f}(x_0) = \pi_1 f_1 + (1 - \pi_1) f_2 = 2(2\pi)^{-2/d} \exp\{-x_0^T x_0/2\}/3,$$

and

$$\eta(x) = \frac{\pi_1 f_1}{\pi_1 f_1 + (1 - \pi_1) f_2} = \left(1 + 2 \exp\{\mu^T x - \mu^T \mu/2\}\right)^{-1}.$$

Hence, the decision boundary is

$$\mathcal{S} = \{x \in \mathcal{R} : \eta(x) = 1/2\} = \{x \in \mathcal{R} : 1_d^T x = (\mu d)/2 - (\ln 2)/\mu\},$$

where 1_d is a d -dimensional vector of all elements 1.

Therefore, for $x_0 \in \mathcal{S}$, we have $\dot{\eta}(x_0) = -\mu/4$ and hence

$$\begin{aligned} B_1 &= \frac{2}{3\mu(2\pi)^{d/2}\sqrt{d}} \int_{\mathcal{S}} \exp\{-x_0^T x_0/2\} d\text{Vol}^{d-1}(x_0). \\ &= \frac{\sqrt{2\pi}}{3\pi\mu d} \exp\left\{-\frac{(\mu d/2 - \ln 2/\mu)^2}{2d}\right\}. \end{aligned}$$

References

- Audibert, J. (2004). Classification under Polynomial Entropy and Margin Assumptions and Randomized Estimators. Preprint 905, *Laboratoire de Probabilites et Modeles Aleatoires, Univ. Paris VI and VII*.
- Samworth, R. (2012). Optimal Weighted Nearest Neighbor Classifiers. *Annals of Statistics*, **40**, 2733–2763.