

Heat transfer in the spin-boson model: A comparative study in the incoherent tunneling regime

Dvira Segal

*Chemical Physics Theory Group, Department of Chemistry,
University of Toronto, 80 Saint George St. Toronto, Ontario, Canada M5S 3H6*

(Dated: October 13, 2018)

We study the transfer of heat in the non-equilibrium spin-boson model with an Ohmic dissipation. In the non-adiabatic limit we derive a formula for the thermal conductance based on a rate equation formalism at the level of the non-interacting blip approximation, valid for temperatures $T > T_K$, with T_K as the Kondo temperature. We evaluate this expression analytically assuming either weak or strong couplings, and demonstrate that our results agree with exact relations. Far-from-equilibrium situations are further examined, showing a close correspondence to the linear response limit.

PACS numbers: 05.30.-d, 05.60.Gg, 44.10.+i, 65.80-g

I. INTRODUCTION

The spin-boson (SB) model, with a two-level system immersed in a dissipative thermal environment, can describe different physical problems: electron transfer in condensed phases [1], molecular electronic conduction [2], the Kondo physics [3], and the decoherence behavior of superconducting qubits [3, 4]. An extension of this model, coupling the spin subsystem to two thermal reservoirs at different temperatures, has been suggested as a minimal model for exploring the phenomenology of quantum heat transfer in anharmonic junctions [5]. We refer below to this extension as the “non-equilibrium spin-boson model” (NESB), and focus on its heat transfer characteristics in the steady-state limit. This model complements other descriptions of quantum heat transport in low dimensions [6–8], particularly demonstrating the thermal diode effect [9, 10].

The behavior of the NESB model can be explored by developing open quantum systems methodologies to the non-equilibrium (two-bath) case. Recent studies worked out such generalizations on the basis of perturbative quantum master equation tools [5, 11–14], the Keldysh Green’s function formalism, [15–17], and the non-interacting blip approximation [5, 18]. Similarly, brute force numerically exact simulations of the SB model have been advanced to explore the heat transfer dynamics in non-equilibrium settings: the multilayer multiconfiguration time-dependent Hartree theory [19], influence functional path integral techniques [20] and Monte-Carlo simulations [21]. Other related treatments include the atomistic Green’s function approach [22, 23], the generalized quantum Langevin equation [24, 25], and self-consistent extensions, incorporating (effective) anharmonicities [24, 26, 27]. These developments are not trivial: The dissipative dynamics of a subsystem is reached by time-evolving its (reduced) density matrix. In contrast, the operator describing the heat current involves degrees of freedom of the subsystem and reservoirs. Thus, one should first work out a closed-workable expression for the heat current, such that it only depends on degrees of freedom of the subsystem.

A formally exact construction for the heat current in quantum junctions has been derived in Ref. [15] from the perturbation expansion of the non-equilibrium Green’s function. This formula expresses the heat current of the NESB model in correlation functions of the spin subsystem. This expression can be used to obtain the Redfield Born-Markov result [15], but more fundamentally, its linear response limit was evaluated with Monte-Carlo simulations, to explore signatures of Kondo physics in thermal conduction [21].

In parallel to these developments, in a series of recent papers we adopted the non-interacting blip approximation (NIBA) [1] and introduced an approximate expression for the heat current, valid in the non-adiabatic limit and potentially far-from-equilibrium [5, 11, 18]. This was achieved in the picture of the polaron-shifted NESB Hamiltonian. We energy-resolved the quantum master equation in the non-adiabatic limit, then derived the cumulant generating function of the system [5, 18]. The resulting expression for the heat current, a convolution-like integral, conjoins transition rate constants between the two spin states. This approach thus builds on the analytical and numerical machinery developed to treat electron transfer reactions at the level of the Fermi Golden Rule [1, 2]. Other advantages of this heat-transfer NIBA formalism are potential extensions to handle multi-state junctions [11] and far-from-equilibrium situations [18].

In this paper we focus on the behavior of the thermal conductance in the NESB model at high temperatures. Our goal is to prove that the approximate heat-transfer NIBA treatment [5, 18] provides analytic results in agreement with exact simulations [21], in the right limits. This correspondence establishes the heat-transfer NIBA formalism, which could be advanced to treat more complex multi-state junctions. Furthermore, we apply our method away from linear response and discuss the behavior of the current in the limits of weak and strong system-bath couplings.

The paper is organized as follows. In Sec. II we present the NESB model. We further include the exact formula for the thermal conductance and its high temperature limits by following Ref. [21]. In Sec. III we present the approximate heat-transfer NIBA expression, use it to derive closed forms for the thermal conductance at weak and strong couplings, then include numerical results. Sec. IV summarizes our work.

II. MODEL AND EXACT CURRENT FORMULA

The model comprises a two-state system (spin) attached to two bosonic reservoirs ($\nu = L, R$), and we focus here on the unbiased case with degenerate spin levels,

$$H = \frac{\hbar\Delta}{2}\sigma_x + \sum_{\nu,k} \left[\frac{\hbar\sigma_z}{2}\lambda_{k,\nu}(b_{k,\nu}^\dagger + b_{k,\nu}) + \hbar\omega_k b_{k,\nu}^\dagger b_{k,\nu} \right]. \quad (1)$$

The operators σ_i ($i = x, y, z$) are the Pauli matrices, Δ stands for the tunneling frequency between the spin states and $b_{k,\nu}^\dagger$ ($b_{k,\nu}$) is the creation (annihilation) operator of a boson (e.g. phonon) with a wave-number k in the ν reservoir. The interaction of the subsystem with the environment can be characterized by the spectral density function

$$J_\nu(\omega) = \sum_k \lambda_{k,\nu}^2 \delta(\omega - \omega_k). \quad (2)$$

Below we assume that an Ohmic function characterizes both reservoirs,

$$J_\nu(\omega) = 2\alpha_\nu\omega e^{-\omega/\omega_c}. \quad (3)$$

Here α_ν is a dimensionless interaction parameter between the spin subsystem and the ν reservoir, and we introduce the definition $\alpha \equiv \alpha_L + \alpha_R$. For simplicity, the cutoff frequency ω_c is taken identical at both baths. The two reservoirs are separately prepared in a canonical-equilibrium state of temperature T_ν . At time $t = 0$ we couple the two baths indirectly through the subsystem, then wait for steady-state to set in.

An exact Meir-Wingreen-like heat current expression [28] has been derived in several works [15, 29–31]. In the steady-state limit it can be regarded as a many-body extension of the Landauer formula [32]. Assuming a sharp cutoff at ω_c [rather than the exponential form of Eq. (3)], this Meir-Wingreen-type heat current was written in Ref. [21] as

$$j_q = \frac{\hbar^2\alpha_L\alpha_R}{(\alpha_L + \alpha_R)} \int_0^\infty d\omega \omega \chi''(\omega) \tilde{I}(\omega) [n_L(\omega) - n_R(\omega)]. \quad (4)$$

Here $\tilde{I}(\omega) = \omega\theta(\omega_c - \omega)\theta(\omega)$, $\chi''(\omega)$ is the imaginary part of the Fourier's transform of the response function of the spin, $\chi(t, t') = i\hbar^{-1}\theta(t - t')\langle[\sigma_z(t), \sigma_z(t')]\rangle$, and $n_\nu(\omega) = [e^{\hbar\omega/k_B T_\nu} - 1]^{-1}$ stands for the Bose-Einstein distribution function. In the linear response regime $j_q \sim \kappa(T_L - T_R)$, and we extract the thermal conductance from the relation

$$\kappa = \left. \frac{dj_q}{dT_L} \right|_{T_L \rightarrow T_R = T}. \quad (5)$$

Eq. (4) then reduces to

$$\kappa = k_B \hbar \frac{\alpha_L\alpha_R}{(\alpha_L + \alpha_R)} \int_0^{\omega_c} d\omega S_\alpha(\omega) \omega^2 \left[\frac{\beta\hbar\omega/2}{\sinh(\beta\hbar\omega/2)} \right]^2, \quad (6)$$

with $k_B T = \beta^{-1}$ and the spectral function $S_\alpha(\omega) \equiv \chi''(\omega)/\omega$. Eq. (6) was used in Ref. [21] as the basis for exact numerical simulations: The spin response function was evaluated by a Monte-Carlo method, performed by noting that the equilibrium partition function of the SB model can be mapped onto the one-dimensional Ising model with long range interactions [21]. These simulations had indicated that the thermal conductance follows the scaling form

$$\kappa = \frac{4k_B^2 T_K}{\hbar} \frac{\alpha_L\alpha_R}{(\alpha_L + \alpha_R)^2} f(\alpha, T/T_K), \quad (7)$$

where $f(T/T_K) \propto (T/T_K)^3$ at low temperatures, $T \ll T_K$; T_K is the Kondo temperature in the system, a function of the microscopic parameters Δ , ω_c and α . In the range $0 < \alpha < 1$ it is given by [1, 3, 21]

$$T_K = \frac{\hbar\Delta}{k_B} \left(\frac{\Delta}{\omega_c} \right)^{\alpha/(1-\alpha)} [\Gamma(1 - 2\alpha) \cos(\pi\alpha)]^{1/2(1-\alpha)}. \quad (8)$$

When $\alpha \geq 1$, $T_K = 0$. Here $\Gamma(x)$ represents the Gamma function.

We now discuss the high temperature limit, $T > T_K$, of Eq. (6) by following Ref. [21]. In the weak coupling limit we use the zeroth-order spin correlation function, namely, the isolated spin solution. This exercise results in the form

$$\begin{aligned} \kappa_{\alpha \ll 1} &= k_B \frac{\alpha_L \alpha_R}{(\alpha_L + \alpha_R)} \frac{\pi \Delta}{2n(\Delta) + 1} \left[\frac{\beta \hbar \Delta / 2}{\sinh(\beta \hbar \Delta / 2)} \right]^2, \\ &\xrightarrow{\beta \hbar \Delta \ll 1} \frac{\hbar \pi}{2} \frac{\Delta^2}{T} \frac{\alpha_L \alpha_R}{\alpha_L + \alpha_R}. \end{aligned} \quad (9)$$

Here $n(\omega) = [e^{\beta \hbar \omega} - 1]^{-1}$ denotes the Bose-Einstein distribution function at the inverse temperature $\beta = 1/k_B T$. More generally, one can derive a weak-coupling formula for the non-equilibrium heat current, directly from the Born-Markov quantum master equation [5, 11, 18],

$$j_q = \hbar \Delta \frac{\Gamma_L \Gamma_R [n_L(\Delta) - n_R(\Delta)]}{\Gamma_L [1 + 2n_L(\Delta)] + \Gamma_R [1 + 2n_R(\Delta)]}. \quad (10)$$

Here $\Gamma_\nu(\omega) = \frac{\pi}{2} J_\nu(\omega)$ stands for the system-bath interaction frequency, evaluated at the frequency Δ in Eq. (10).

Beyond the weak coupling limit and at high temperatures, $T_K \ll T \ll \hbar \omega_c / k_B$, a closed expression for the thermal conductance is achieved by adopting the spin spectral function at the level of the non-interacting blip approximation [1, 3]

$$S_\alpha(\omega) \simeq 2\zeta / [(\omega^2 + \zeta^2) \hbar \omega \coth(\beta \hbar \omega / 2)], \quad (11)$$

where $\zeta \propto (\Delta^2 / \omega_c) (\beta \hbar \omega_c)^{1-2\alpha}$; recall that $\alpha = \alpha_L + \alpha_R$. Plugging this expression into Eq. (6) we arrive at the form [21]

$$\kappa \simeq \mathcal{C} \frac{k_B \Delta^2}{\omega_c} \left(\frac{k_B T}{\hbar \omega_c} \right)^{2\alpha-1}. \quad (12)$$

Here \mathcal{C} is a prefactor which weakly depends on the coupling strength. We emphasize that this result was derived from the exact heat current formula (6), with an approximate-NIBA spin-spin correlation function.

III. APPROXIMATE HEAT CURRENT FORMULA: NON-INTERACTING BLIP APPROXIMATION

The NIBA scheme is valid in the non-adiabatic limit $\omega_c \gg \Delta$. It can faithfully simulate the SB dynamics at strong system-bath interactions and/or at high temperatures in the Ohmic case. It is also exact for the unbiased model at weak damping. We focus on the occupation of the spin states $p_{1,0}(t) = (1 \pm \langle \sigma_z(t) \rangle) / 2$, $\langle \sigma_z(t) \rangle = \text{tr}[\rho(0) \sigma_z(t)]$, $\rho(0)$ is the initial-total density matrix. Under NIBA they satisfy an integro-differential equation [1]

$$\begin{aligned} \frac{dp_1(t)}{dt} &= -\frac{\Delta^2}{2} \int_0^t e^{-Q'(t-\tau)} \cos[\omega_0(t-\tau) - Q''(t-\tau)] p_1(s) d\tau \\ &+ \frac{\Delta^2}{2} \int_0^t e^{-Q'(t-\tau)} \cos[\omega_0(t-\tau) + Q''(t-\tau)] p_0(\tau) d\tau. \end{aligned} \quad (13)$$

Here ω_0 stands for the spin spacing in the biased SB model, when augmenting the Hamiltonian (1) with the term $\hbar \omega_0 \sigma_z / 2$. The function $Q(t) = \sum_\nu Q_\nu(t)$, $Q_\nu(t) = Q'_\nu(t) + iQ''_\nu(t)$ includes real and imaginary components,

$$\begin{aligned} Q'_\nu(t) &= \int_0^\infty d\omega \frac{J_\nu(\omega)}{\omega^2} [1 - \cos(\omega t)] [1 + 2n_\nu(\omega)], \\ Q''_\nu(t) &= \int_0^\infty d\omega \frac{J_\nu(\omega)}{\omega^2} \sin(\omega t). \end{aligned} \quad (14)$$

By energy-unraveling equation (13), we derived in Ref. [18] a closed expression for the steady-state heat current, defined positive when flowing left to right,

$$j_q = \left(\frac{\Delta}{2} \right)^2 \frac{\hbar}{2\pi} \int_{-\infty}^{\infty} \omega d\omega [k_R(\omega) k_L(\omega_0 - \omega) p_1^{ss} - k_R(-\omega) k_L(-\omega_0 + \omega) p_0^{ss}], \quad (15)$$

with $p_{1,0}^{ss}$ as the steady-state population of the spin states. The elements $k_\nu(\omega)$ are related to the single-bath non-adiabatic (Fermi Golden Rule) transition rate constants, only missing the Δ^2 prefactor,

$$k_\nu(\omega) = \int_{-\infty}^{\infty} e^{i\omega t} e^{-Q_\nu(t)} dt. \quad (16)$$

It can be shown that these terms satisfy the detailed balance relation,

$$k_\nu(-\omega) = k_\nu(\omega) e^{-\beta\hbar\omega}. \quad (17)$$

In the unbiased case, $\omega_0 = 0$, $p_0^{ss} = p_1^{ss} = 1/2$, and Eq. (15) reduces to the compact form

$$j_q = \left(\frac{\Delta}{2}\right)^2 \frac{\hbar}{4\pi} \int_{-\infty}^{\infty} \omega [k_R(\omega)k_L(-\omega) - k_R(-\omega)k_L(\omega)] d\omega. \quad (18)$$

It is interesting to note that the terms $k_\nu(\omega)$, which directly correspond to the transition rates in the *biased* SB model, serve as the elemental ingredient in the heat current expression, in the *unbiased* NESB model. We can understand this connection by interpreting Eq. (18) as follows: The total energy current is given by a sum over all possible energy exchange processes, with the amount of energy ω transferred from L to R ; the weight is given by the combination of terms $k_\nu(\pm\omega)$. Using the linear response definition, Eq. (5), and the detailed balance relationship, we obtain the thermal conductance

$$\begin{aligned} \kappa &= \left(\frac{\Delta}{2}\right)^2 \frac{\hbar}{4\pi} \int_{-\infty}^{\infty} \omega \left[k_R(\omega) \frac{dk_L(-\omega)}{dT_L} - k_R(-\omega) \frac{dk_L(\omega)}{dT_L} \right] d\omega \Big|_{T_L \rightarrow T_R = T} \\ &= \left(\frac{\Delta}{2}\right)^2 \frac{\hbar^2}{4\pi k_B T^2} \int_{-\infty}^{\infty} \omega^2 k_R(\omega) k_L(-\omega) d\omega. \end{aligned} \quad (19)$$

In the second line $k_R(\omega)$ and $k_L(\omega)$ are evaluated at the same temperature T ; these terms may still differ if $\alpha_L \neq \alpha_R$. Eq. (19), a formal expression for the thermal conductance within NIBA, is the first main result of this work.

The non-adiabatic Golden Rule factors $k_\nu(\omega)$ of Eq. (16) have been the focus of many studies, particularly in the context of electron transfer reactions in solution [1, 2]. We can now build on these results, and obtain the heat current in different limits. For example, in the Ohmic case, in the scaling regime, $k_B T, \hbar\omega < \hbar\omega_c$, it can be shown that [1]

$$k_\nu(\omega) = \frac{1}{\omega_c} \left(\frac{\hbar\omega_c}{2\pi k_B T} \right)^{1-2\alpha_\nu} \frac{|\Gamma(\alpha_\nu + i\hbar\omega/2\pi k_B T)|^2}{\Gamma(2\alpha_\nu)} e^{\hbar\omega/2k_B T}, \quad (20)$$

with the Gamma function $\Gamma(x)$. This result was derived for the SB model, with ω serving as the energy gap between the spin states, limited to small values, $\omega < \omega_c$. It can be used in Eq. (19), replacing both $k_L(-\omega)$ and $k_R(\omega)$. Since the heat current is dominated by bath modes of significant thermal occupation, it is sufficient to evaluate the integral up to the frequency $\sim k_B T/\hbar < \omega_c$ where Eq. (20) holds. At strong coupling and high temperatures we ignore the ω dependence within the Gamma function, and we end up with the relation

$$\begin{aligned} \kappa &\simeq \mathcal{A} \hbar^2 \left(\frac{\Delta}{\omega_c} \right)^2 \frac{1}{k_B T^2} \left(\frac{\hbar\omega_c}{k_B T} \right)^{2-2\alpha_L-2\alpha_R} \int_0^{k_B T/\hbar} \omega^2 d\omega \\ &\simeq \mathcal{A} \frac{k_B \Delta^2}{\omega_c} \left(\frac{\hbar\omega_c}{k_B T} \right)^{1-2\alpha}. \end{aligned} \quad (21)$$

Here \mathcal{A} is a constant which weakly depends on α through the Gamma function in Eq. (20). This result, our second contribution, agrees with Eq. (12) and with exact numerical simulations [21]. One should note that the derivation of Eqs. (12) and (21) differs: While the former is derived from the exact formula, only the spin susceptibility is approximated based on the NIBA, Eq. (21) results from the approximate heat current expression (15) with the non-adiabatic rates $k_\nu(\omega)$. In the weak coupling limit, $\alpha_\nu \ll 1$, the Fermi Golden Rule expression (16) reduces to [1]

$$k_\nu(\omega) = \left(\frac{2\pi k_B T}{\hbar \Delta} \right)^{2\alpha_\nu} \frac{4\pi \alpha_\nu \omega}{(2\pi \alpha_\nu k_B T/\hbar)^2 + \omega^2} \frac{1}{1 - e^{\hbar\omega/k_B T}}. \quad (22)$$

We use this form to replace both $k_L(-\omega)$ and $k_R(\omega)$ in Eq. (19), to obtain

$$\kappa_{\alpha \ll 1} = \left(\frac{\Delta}{2}\right)^2 \frac{\hbar}{4\pi} \int_{-\infty}^{\infty} \frac{(4\pi)^2 \alpha_L \alpha_R \omega^3 d\omega}{[(2\pi \alpha_L k_B T/\hbar)^2 + \omega^2][(2\pi \alpha_R k_B T/\hbar)^2 + \omega^2]} \frac{dn(\omega)}{dT}. \quad (23)$$

Recall that $n(\omega)$ is the Bose-Einstein distribution function. In the high temperature limit, $dn/dT \sim k_B/\hbar\omega$. We use the definite integral $\int_{-\infty}^{\infty} \frac{x^2}{(a^2+x^2)(b^2+x^2)} dx = \frac{\pi}{a+b}$, and reach the thermal conductance

$$\kappa_{\alpha \ll 1} = \frac{\hbar\pi}{2} \frac{\Delta^2}{T} \frac{\alpha_L \alpha_R}{(\alpha_L + \alpha_R)}, \quad (24)$$

in agreement with the high temperature limit of Eq. (9) and other weak-coupling schemes [5, 11]. We have thus confirmed that the NIBA heat current formula (15) produces the high temperature limit of the thermal conductance, in agreement with exact Monte-Carlo simulations [21] and Born-Markov weak coupling expansions [5]. Analytic results in the classical ‘‘Marcus’’ regime, $k_B T > \hbar\omega_c$, were discussed in Refs. [5, 18, 33] and we do not repeat them here.

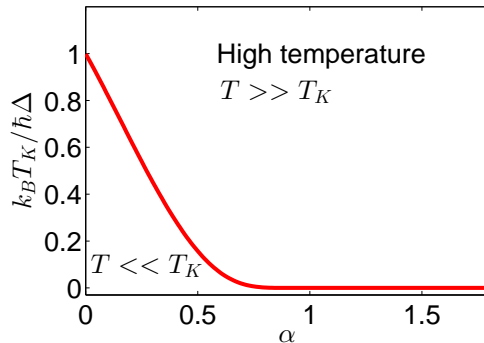


FIG. 1: The Kondo Temperature T_K of Eq. (8) with $\alpha_L = \alpha_R$, $\omega_c = 10\Delta$. NIBA results are valid in the high temperature regime.

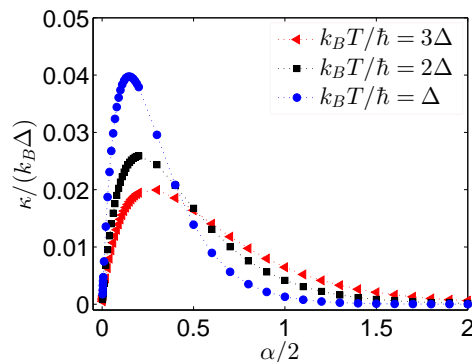


FIG. 2: Thermal conductance as a function of α , calculated from Eq. (19) with the non-adiabatic rates (16), assuming an Ohmic form and $\alpha_L = \alpha_R$, $\omega_c = 10\Delta$.

We display next numerical results of the thermal conductance using NIBA, Eq. (19) with the rates (16). In Fig. 1 we plot the Kondo temperature as a function of the coupling parameter α . This figure identifies the high temperature region $T > T_K$ in which NIBA simulations are meaningful. The thermal conductance is presented in Figs. 2-3, and we confirm that the NIBA formula results in correct forms at weak and strong couplings. Specifically, at strong coupling, the relation $\log \kappa \propto 2\alpha \log(\hbar\omega_c/k_B T)$ is obeyed; using $k_B T = 1, 2, 3 \hbar\Delta$ and $\omega_c = 10\Delta$ we extract the (large α) respective slopes 2.23, 1.40, 1.02 from Fig. 3. This closely agrees with the theoretical values of $2 \log_{10}(\hbar\omega_c/k_B T) = 2.00, 1.40, 1.05$.

In Fig. 4 we explore the behavior of the heat current beyond linear response, adopting Eq. (15). For spatially symmetric systems deviations from equilibrium manifest themselves predominantly in the crossover (weak-to-strong) region. When asymmetry in the form $\alpha_L \neq \alpha_R$ is implemented, deviations are more pronounced since $(T_L - T_R)^{2n}$ terms, $n = 1, 2, \dots$, responsible for thermal rectification, contribute. Particularly, at weak coupling the junction better

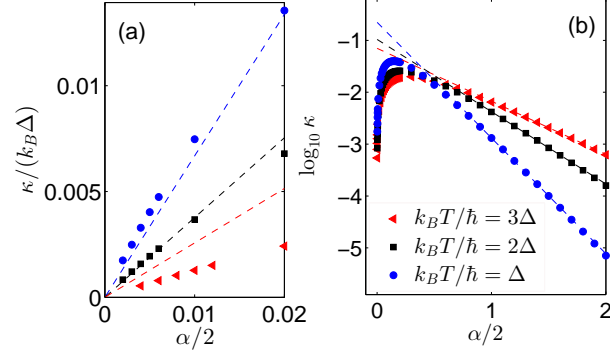


FIG. 3: Thermal conductance as a function of α , with the same data as in Fig. 2. (a) Weak coupling limit: NIBA expression Eq. (19) (symbols), Born-Markov result (9) (dashed lines). (b) Strong coupling limit, demonstrating the scaling (21). The legend describes both panels.

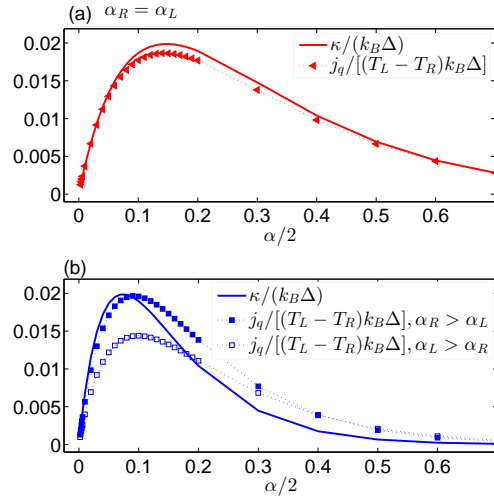


FIG. 4: The NESB model beyond linear response: Heat current (15) divided by the temperature difference and thermal conductance, Eq. (19) at (a) $\alpha_R = \alpha_L$, (b) $\alpha_L \neq \alpha_R$. In both cases $k_B T_L / \hbar \Delta = 1.5$, $k_B T_R / \hbar \Delta = 0.5$, $\omega_c = 10\Delta$. The thermal conductance is evaluated at the average temperature $T = (T_L + T_R)/2$.

conducts when it is coupled weakly to the hot terminal, and more strongly to the cold one. Formally, we expand the current in powers of $\delta T = T_L - T_R$,

$$j_q = \kappa \delta T + \kappa_2 \frac{\delta T^2}{T} + \kappa_3 \frac{\delta T^3}{T^2} + \dots \quad (25)$$

Considering the spatially symmetric case at strong coupling, we can readily prove that the heat current j_q follows the functional form (21), preserving linear response characteristics: We plug Eq. (20) in the heat current expression (18), replacing the four terms $k_L(\pm\omega)$ and $k_R(\pm\omega)$. In the strong coupling limit we ignore the α dependence of the Gamma function. We temperature-bias the baths in a symmetric manner, $T_L = T + \delta T/2$ and $T_R = T - \delta T/2$, and reach the relation

$$j_q \simeq \left(\frac{\Delta}{2\omega_c} \right)^2 \frac{\hbar}{4\pi} \left[\frac{(\hbar\omega_c)^2}{(2\pi k_B)^2 (T^2 - \delta T^2/4)} \right]^{1-\alpha} \times \int_{-\infty}^{\infty} \omega \left[e^{\frac{\hbar\omega}{2k_B} (\frac{1}{T_R} - \frac{1}{T_L})} - e^{-\frac{\hbar\omega}{2k_B} (\frac{1}{T_R} - \frac{1}{T_L})} \right] d\omega. \quad (26)$$

We now expand the exponential functions in the integrand in powers of δT ,

$$\begin{aligned} & \left[e^{\frac{\hbar\omega}{2k_B} \left(\frac{1}{T_R} - \frac{1}{T_L} \right)} - e^{-\frac{\hbar\omega}{2k_B} \left(\frac{1}{T_R} - \frac{1}{T_L} \right)} \right] \\ & \sim \frac{\delta T}{k_B T^2} \hbar\omega + \delta T^3 \hbar\omega \frac{6(k_B T)^2 + (\hbar\omega)^2}{24k_B^3 T^6} + \dots, \end{aligned} \quad (27)$$

and perform the frequency integration with an upper limit $k_B T / \hbar$. We immediately reach a form parallel to Eq. (21),

$$j_q \simeq k_B \frac{\Delta^2}{\omega_c} \left(\frac{\hbar\omega_c}{k_B T} \right)^{1-2\alpha} \left[c_1 \delta T + c_3 \frac{\delta T^3}{T^2} + \dots \right], \quad (28)$$

with the numeric factors c_1 and c_3 . This result does not quantify the importance of nonlinear effects, the ratio c_3/c_1 . It only points out that high-order conductances maintain the form of the linear response term. A similar analysis can be performed in the weak coupling limit, to confirm that Eq. (24) describes high-order conductances.

The third principal result of this paper is thus that equations (21) and (24) portray the behavior of high-order conductances in spatially symmetric systems, at weak and strong coupling, respectively. It is significant to note that the thermal diode effect is optimized in a certain region, $0.1 < \alpha < 0.3$, see Fig. 4(b).

IV. SUMMARY

We considered the problem of thermal transport in the non-equilibrium spin-boson model and showed that a NIBA-based formula for the thermal conductance, justified in the non-adiabatic limit ($\Delta < \omega_c$), provides analytic results in agreement with exact simulations [21] in the high temperature limit $T > T_K$. Away from equilibrium, we found that nonlinear effects show up in the weak-intermediate interaction regime, $\alpha = 0.1 - 0.3$, and that their functional form follows the linear response limit.

We conclude by emphasizing the utility of the NIBA heat current formula (15) in its $T > T_K$ regime of applicability: (i) It is based on the Fermi Golden Rule, extensively investigated in the context of electron transfer reactions [1, 2]. This allows us to adopt established expressions for the transition rates, to obtain transport characteristics. (ii) The NIBA formula can be used with minimal adjustments to handle other thermal baths beyond the harmonic case, e.g., spin baths [33]. (iii) It is valid beyond linear response, to provide the heat current in systems far-from-equilibrium. (iv) Equation (15) can be extended to simulate multi-state junctions [11]; in such cases exact simulations are impractical. Future work will be devoted to time-dependent effects for addressing quantum heat pumping problems [34–36]. It is also of interest to obtain closed forms for the current cumulants [37], and understand how the current-noise scales with system-bath coupling far from equilibrium.

Acknowledgments

Support from an NSERC discovery grant is acknowledged.

-
- [1] U. Weiss, *Quantum Dissipative Systems* (World Scientific, Singapore, 1999).
 - [2] A. Nitzan, *Chemical Dynamics in Condensed Phases* (Oxford, 2006).
 - [3] A. J. Leggett, S. Chakravarty, A. T. Dorsey, M. P. A. Fisher, A. Garg, and W. Zwerger, *Rev. Mod. Phys.* **59**, 1 (1987).
 - [4] K. Le Hur, “Understanding Quantum Phase Transitions,” ed. L. D. Carr (Taylor and Francis, Boca Raton, 2010).
 - [5] D. Segal and A. Nitzan, *Phys. Rev. Lett.* **94**, 034301 (2005); *J. Chem. Phys.* **122**, 194704 (2005).
 - [6] A. Dhar, *Adv. Phys.* **57**, 457 (2008).
 - [7] J.-S. Wang, J. Wang, and J. T. Lu, *Eur. Phys. J. B* **62**, 381 (2008).
 - [8] N. Li, J. Ren, L. Wang, G. Zhang, P. Hänggi, and B. Li, *Rev. Mod. Phys.* **84**, 1045 (2012).
 - [9] C. W. Chang, D. Okawa, A. Majumdar, and A. Zettl, *Science* **314**, 1121 (2006).
 - [10] M. J. Martinez-Perez, A. Fornieri, and F. Giazotto, arXiv:1403.3052
 - [11] D. Segal, *Phys. Rev. B* **73**, 205415 (2006).
 - [12] J. Thingna, J. L. Garcia-Palacios, and J.-S. Wang, *Phys. Rev. B* **85**, 195452 (2012).

- [13] J. Thingna, J.-S. Wang, and P. Hänggi, *Phys. Rev. E* **88**, 052127 (2013).
- [14] T. Ruokola and T. Ojanen, *Phys. Rev. B* **83**, 045417 (2011).
- [15] K. A. Velizhanin, M. Thoss, and H. Wang, *J. Chem. Phys.* **133** 084503 (2010).
- [16] J.-S. Wang, B. K. Agarwalla, H. Li, and J. Thingna, *Front. Phys.* (2013). DOI 10.1007/s11467-013-0340-x
- [17] Y. Vinkler-Aviv, A. Schiller, and N. Andrei, *Phys. Rev. B* **89**, 024307 (2014).
- [18] L. Nicolin and D. Segal, *J. Chem. Phys.* **135**, 164106 (2011).
- [19] K. A. Velizhanin, H. Wang, and M. Thoss, *Chem. Phys. Lett.* **460**, 325 (2008).
- [20] D. Segal, *Phys. Rev. B* **87**, 195436 (2013).
- [21] K. Saito and T. Kato, *Phys. Rev. Lett.* **111**, 214301 (2013).
- [22] N. Mingo and L. Yang, *Phys. Rev. B* **68**, 245406 (2003).
- [23] W. Zhang, N. Mingo, and T. Fisher, *Numer. Heat Transfer, Part B* **51**, 333 (2007).
- [24] A. Dhar and D. Roy, *J. Stat. Phys.* **125**, 801 (2006); D. Roy and A. Dhar, *J. Stat. Phys.* **131**, 535 (2008).
- [25] G. Y. Panasyuk, G. A. Levin, and K. L. Yerkes, *Phys. Rev. E* **86**, 021116 (2011); G. Y. Panasyuk and K. L. Yerkes, *Phys. Rev. E* **87**, 062118 (2013).
- [26] M. Bandyopadhyay and D. Segal, *Phys. Rev. E* **84**, 011151 (2011).
- [27] K. Saaskilahti, J. Oksanen, and J. Tulkki, *Phys. Rev. E* **88**, 012128 (2013).
- [28] Y. Meir and N. S. Wingreen, *Phys. Rev. Lett.* **68**, 2512 (1992).
- [29] J.-S. Wang, J. Wang, and N. Zeng, *Phys. Rev. B* **74**, 033408 (2006).
- [30] T. Ojanen and A.-P. Jauho, *Phys. Rev. Lett.* **100**, 155902 (2008).
- [31] K. Saito, *Europhys Lett.* **83**, 50006 (2008).
- [32] L. G. C. Rego and G. Kirczenow, *Phys. Rev. Lett.* **81**, 232 (1998).
- [33] D. Segal, *J. Chem. Phys.* **140**, 164110 (2014).
- [34] J. Ren, P. Hänggi, and B. Li, *Phys. Rev. Lett.* **104**, 170601 (2010).
- [35] T. Chen, X. B. Wang, J. Ren, *Phys. Rev. B* **87** 144303 (2013).
- [36] C. Uchiyama, *Phys. Rev. E* **89**, 052108 (2014).
- [37] J.-S. Wang, B. K. Agarwalla, and H. Li, *Phys. Rev. B* **84**, 153412 (2011).