



OPTIMAL COOPERATIVE POWER ALLOCATION FOR
ENERGY HARVESTING ENABLED RELAY NETWORKS

XUEQING HUANG
NIRWAN ANSARI

TR-ANL-2014-004
MAY 22, 2014

ADVANCED NETWORKING LABORATORY
DEPARTMENT OF ELECTRICAL AND COMPUTER ENGINEERING
NEW JERSEY INSTITUTE OF TECHNOLOGY

Abstract

In this paper, we present a new power allocation scheme for a decode-and-forward (DF) relaying-enhanced cooperative wireless system. While both source and relay nodes may have limited traditional brown power supply or fixed green energy storage, the hybrid source node can also draw power from the surrounding radio frequency (RF) signals. In particular, we assume a deterministic RF energy harvesting (EH) model under which the signals transmitted by the relay serve as the renewable energy source for the source node. The amount of harvested energy is known for a given transmission power of the forwarding signal and channel condition between the source and relay nodes. To maximize the overall throughput while meeting the constraints imposed by the non-sustainable energy sources and the renewable energy source, an optimization problem is formulated and solved. Based on different harvesting efficiency and channel condition, closed form solutions are derived to obtain the optimal source and relay power allocation jointly. It is shown that instead of demanding high on-grid power supply or high green energy availability, the system can achieve compatible or higher throughput by utilizing the harvested energy.

Index Terms

Power allocation, DF-Relay, Cooperative communications, RF Energy harvesting.

I. INTRODUCTION

Although current wireless networks still primarily rely on the on-grid or un-rechargeable energy sources, continuous advances in green energy technology has motivated the research of the *green powered wireless network* [1], [2]. The concept of energy harvesting (EH) has been proposed to capture and store energy from readily available ambient sources that are free for users, including wind, solar, biomass, hydro, geothermal, tides, and even radio frequency signals [3]. EH is capable of generating electricity or other energy form, which is renewable and more environmentally friendly than that derived from fossil fuels [4].

The generic green energy harvesting model adopts the *harvest-store-use* architecture with a storage component (e.g., rechargeable batteries) to hoard the harvested energy for future use. Except for the storage unit, the energy harvester and the energy usage components can be either 1) separated, which allows *simultaneous* energy harvesting and wireless functionality, such as data transmission or reception, or 2) co-located, which adopts *time switching* scheduling between the energy harvesting and consuming processes. Furthermore, the existing literature assumes that the current harvested energy can only flows to latter slots, owing to the *energy half-duplex constraint* [5]. So, before performing the wireless functionality, the available residual energy is observable in both architectures, similar to the on-grid powered traditional wireless networks.

It is, however, not trivial to design and optimize the green energy enabled networks owing to the fact that the *energy-arrival rate* of the free energy is determined by the surrounding environment, such as the power generators' geo-locations and weather conditions. Since the energy cannot be consumed before it is harvested, the *opportunistic energy harvesting* results in fluctuating power budget, namely, *energy causality constraint* (EC-constraint). The EC-constraint mandates that, at any time, the total consumed energy should be equal to or less than the total harvested energy, which maybe further limited by the finite battery capacity [6], [7].

For the architecture with separated energy harvester and information transmitter, green power management is essential to maximize the system performance while not violating the EC-constraint. Ho and Zhang [8] considered the point-to-point wireless system with the energy harvesting transmitter. Optimal energy allocation algorithms are developed to maximize the throughput over a finite time horizon. Similarly, the throughput by a deadline is maximized and the transmission completion time of the communication session is minimized [9], [10].

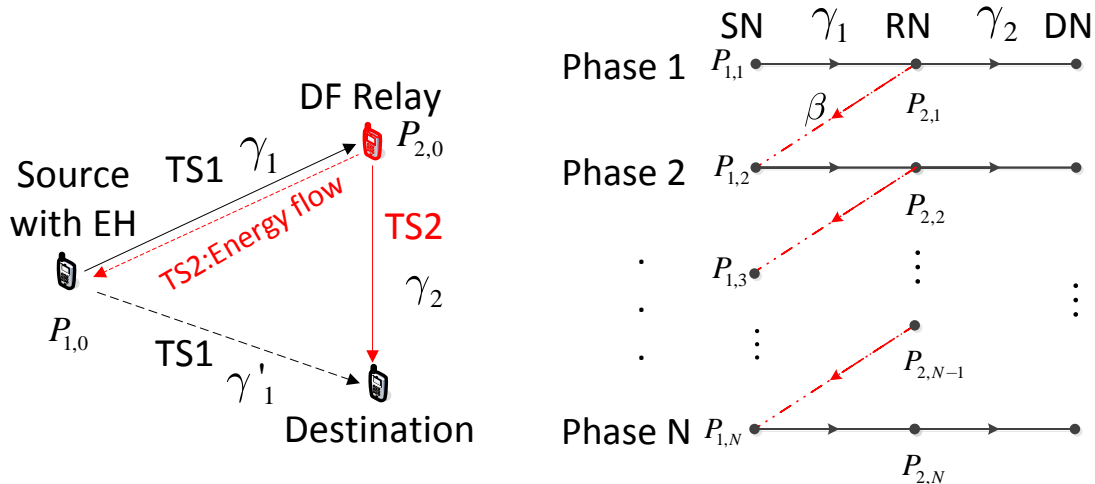


Fig. 1: Energy and data flows in the DF-relay enhanced system with RF-EH SN

Moreover, the works in [11] and [12] explored the joint source and relay power allocation over time to maximize the throughput of the three node decode-and-forward (DF) relay system, in which both the source and relay nodes transmit with power drawn from independent energy-harvesting sources.

For the green relay enhanced cooperative wireless network, radio frequency (RF) harvesting is an energy form of particular potential because it enables simultaneous wireless information and power transfer [13]. For the relay node (RN) with co-located data and energy reception components, it can either split the received signals between data detector and energy harvester (*power splitting*), or perform the above mentioned two processes sequentially (*time switching*) [14].

Furthermore, since the half duplex relay is required to transmit and receive over orthogonal time slots [15], the source node (SN) can harness energy from the forwarding signals transmitted by the relay. Inherently, the data transmission and energy harvesting will occur alternatively. So, the co-located time switching architecture can be adopted by SN.

To study the advantage of introducing energy harvesting capability into SN rather than RN, this paper addresses the joint energy management policies for the source and relay nodes, where the DF-relay node is equipped with limited brown or green energy storage, and the source node can harvest energy from the relaying signals. To guarantee a certain level of stability in energy provisioning, a backup non-renewable energy source or complementary green energy source is also available for SN in case the power provided by the RF energy harvester is insufficient. By utilizing the available power thoughtfully, the system throughput is maximized for a given amount of available on-grid power or green power. The derived results can be easily extended to scenarios where both SN and RN can harvest energy from each other's signals.

II. SYSTEM MODEL AND PROBLEM FORMULATION

Consider the Shannon capacity of the half duplex relay system measured over N phases, where N can be the delay requirements of data traffic, and each phase consists of two consecutive time slots (TSs). In each odd TS, SN will transmit data to the relay node, while in the even TS, RN will forward the signal received in previous TS. The amount of the green/brown energy already

acquired by SN and RN are $P_{1,0}$ and $P_{2,0}$, respectively, as shown in Fig. 1. The energy harvested by SN in one phase can be used to facilitate future data transmission.

The total bandwidth occupied by the system is B . For the sake of convenience, we assume the constant channel power gains across N phases [12], where h_i is the channel gain of the SN-RN link ($i = 1$) and the RN-DN link ($i = 2$). $\gamma_i = |h_i|^2/(N_0B)$ denotes the corresponding normalized signal-noise-ratio (SNR) associated with the channel between SN and RN ($i = 1$) as well as that associated with the channel between RN and DN ($i = 2$). N_0B represents the power of additive white Gaussian noise. Without loss of generality, for now, we assume no direct link exists between SN and DN, i.e., the corresponding SNR $\gamma'_1 = 0$. The case with direct link will be discussed in the next section.

The goal is to design the optimal power allocation $P_{i,j}$, $i = \{1, 2\}$, $j \in \{1, \dots, N\}$ such that the overall system throughput cross N phases is maximized.

$$\begin{aligned}
C^* &= \max_{P_{i,j}} C = \frac{B}{2} \sum_{j=1}^N \min_{i=1,2} \{\log(1 + P_{i,j}\gamma_i)\} \\
s.t. \quad \text{Energy-causality Constraint } EC_j^* &: \sum_{k=1}^j P_{1,k} \leq P_{1,0} + \beta \sum_{k=1}^{j-1} P_{2,k} \\
\text{Power Budget Constraint } C_1^* &: \sum_{j=1}^N P_{2,j} \leq P_{2,0} \\
\text{Non-negative Constraint } C_2^* &: P_{i,j} \geq 0, i \in \{1, 2\}, j \in \{1, \dots, N\}
\end{aligned} \tag{1}$$

where EC_j^* , $j \in \{1, \dots, N\}$ is the energy causality constraint of the j -th phase. C_1^* represents the budget of the transmission power in RN. C_2^* represents the non-negative power allocation. $B/2$ is attributed to the half-duplex of the relay channel. $\beta P_{2,j}$ is the amount of power harvested in phase j and used in phases after j . $\beta = \eta|h_1|^2$ with η denoting the energy harvesting efficiency factor [16].

III. POWER ALLOCATION ANALYSIS

To reveal some insights of the optimal solution, the following propositions are presented.

Proposition 1: To maximize the throughput, the power budget constraint C_1^* in Eq. (1) is satisfied with equality.

$$\sum_{j=1}^N P_{2,j} = P_{2,0}, N \geq 2 \tag{2}$$

Proof: Define the **residual power** of SN and RN at the beginning of the j -th phase as $\overline{P}_{1,j}$ and $\overline{P}_{2,j}$, respectively. Then in the last phase, at least one of the nodes (SN or RN) will use all of its residual energy. $\sum_{j=1}^N P_{2,j} < P_{2,0}$ implies $P_{2,N} < \overline{P}_{2,N}$ and $P_{1,N} = \overline{P}_{1,N}$.

a) If $\overline{P}_{1,N}\gamma_1 \geq \overline{P}_{2,N}\gamma_2$, then obviously $P_{2,N} < \overline{P}_{2,N}$ is not the optimal solution.

b) If $\overline{P}_{1,N}\gamma_1 < \overline{P}_{2,N}\gamma_2$, then, there exists a positive α_{N-1} such that

$$(\overline{P}_{1,N} + \alpha_{N-1}\beta) \gamma_1 = (\overline{P}_{2,N} - \alpha_{N-1}) \gamma_2$$

where $\alpha_{N-1} = \frac{\overline{P}_{2,N}\gamma_2 - \overline{P}_{1,N}\gamma_1}{\beta\gamma_1 + \gamma_2}$.

This means at phase $N-1$, RN will increase $P_{2,N-1}$ by α_{N-1} such that $P_{1,N}^* = \overline{P}_{1,N} + \alpha_{N-1}\beta$, $P_{2,N}^* = \overline{P}_{2,N} - \alpha_{N-1}$. Since $\min_{i=1,2} \{P_{i,N}^*\gamma_i\} \geq \min_{i=1,2} \{P_{i,N}\gamma_i\}$, the total throughput will increase when $P_{2,N}^* = \overline{P}_{2,N}$. ■

Proposition 2: In the optimal power allocation, there exists an α , ($\alpha \geq 0$), such that the following equality is satisfied.

$$(P_{2,1} - \alpha)\gamma_2 = P_{1,1}\gamma_1, P_{2,j}\gamma_2 = P_{1,j}\gamma_1, j \in \{2, \dots, N\}$$

Proof: Since the throughput of phase j is determined by $\min_{i=1,2} \{P_{i,j}\gamma_i\}$, and SN can harvest energy from the signals transmitted by RN, it is reasonable to assume $P_{1,j}\gamma_1 \leq P_{2,j}\gamma_2, j \in \{1, \dots, N\}$. Then, at each phase, we can divide $P_{2,j}$ into two parts as illustrated below

$$\begin{cases} P_{2,j} = p_j + \alpha_j, j \in \{1, \dots, N\} \\ P_{1,j}\gamma_1 = p_j\gamma_2, j \in \{1, \dots, N\} \end{cases} \quad (3)$$

where $P_{1,j}$ is used for **data transmission** and p_j is for **data forwarding**. The **power supplement** α_j is provided by RN to increase the energy storage of SN, and the harvested $\alpha_j\beta$ will be used by SN for the future data transmission.

For any feasible solution with $\alpha_j > 0, j \in \{2, \dots, N\}$, an equivalent solution can always be found with 1) the same power allocation for data transmission and forwarding, i.e., $P_{1,j}^* = P_{1,j}, p_j^* = p_j, \forall j \in \{1, \dots, N\}$. 2) power supplements are aggregated to the first phase, i.e., $\alpha^* = \sum_{j=1}^N \alpha_j, \alpha_j^* = 0, \forall j \in \{2, \dots, N\}$. ■

Adopting the previous propositions, the solution to Eq. (4) must be the solution to Eq. (1).

$$\begin{aligned} C^* &= \max_{\{p_j, \alpha\}} C = \frac{B}{2} \sum_{j=1}^N \log(1 + p_j\gamma_2) \\ \text{s.t. Energy-causality Constraint } EC_1: & p_1 \leq P_{1,0}\gamma \\ \text{Energy-causality Constraint } EC_j: & \sum_{k=1}^j p_k \leq P_{1,0}\gamma + \beta\gamma(\alpha + \sum_{k=1}^{j-1} p_k) \\ \text{Power Budget Constraint } C_1: & \sum_{j=1}^N p_j + \alpha = P_{2,0} \\ \text{Non-negative Constraint } C_2: & \alpha, p_j \geq 0, \forall j \in \{1, \dots, N\} \end{aligned} \quad (4)$$

where α is the aggregated power supplement provided by RN in the first phase. $EC_j, j \in \{2, \dots, N\}$ is the corresponding EC-constraint, and the SNR ratio $\gamma = \gamma_1/\gamma_2$.

To find the optimal solution to Eq. (4), we first consider the scenario where there is only the constant power budget, i.e., constraint C_1 . According to the water-filling algorithm [17], the relaxed optimal solution for this scenario is

$$\alpha = 0, p_j = P_{2,0}/N, j \in \{1, \dots, N\} \quad (5)$$

To check the feasibility of the relaxed optimal solution for the scenario with all of the energy-causality constraints in Eq. (4), we substitute the value of α, p_j of Eq. (5) into $EC_j, j \in \{1, \dots, N\}$, and the following results are obtained.

$$\frac{P_{2,0}}{N}[j - (j-1)\beta\gamma] \leq P_{1,0}\gamma, j \in \{1, \dots, N\} \quad (6)$$

Remark 1: Eq. (5) is the feasible optimal solution for Eq. (4), if

- 1) $\beta\gamma \geq 1$: Eq. (6) is satisfied for $j = 1$, i.e., $P_{1,0} \geq P_{2,0} \frac{1}{N\gamma}$;
- 2) $\beta\gamma < 1$: Eq. (6) is satisfied for $j = N$, i.e., $P_{1,0} \geq P_{2,0} \frac{N - (N-1)\beta\gamma}{N\gamma}$.

Based on *Remark 1*, we can find the closed form solutions to Eq. (4) with various settings of the system parameters $\beta\gamma$. Note that although normally the overall harvesting efficiency $\beta < 1$, $\beta\gamma \geq 1$ may occur in practice, since γ is the ratio of two normalized SNRs.

IV. OPTIMAL CLOSED FORM POWER ALLOCATION FOR $\beta\gamma \geq 1$

In this scenario, as illustrated in Table I, when SN transmits with $P_{1,0}$ in the first phase, if RN has sufficient amount of power to match $P_{1,0}\gamma$, SN will harvest $P_{1,0}\beta\gamma$ in the second phase, which is greater than the power consumption in the first phase. Consequently, whether $P_{2,0}$ is sufficient or not to match $P_{1,0}$ is the dominant factor determining the overall throughput.

According to *Remark 1*, at phase j , the residual power of RN $\overline{P_{2,j}}$ will be insufficient to match the residual power $\overline{P_{1,j}}$ in SN, when

$$\overline{P_{1,j}} > \overline{P_{2,j}} / [(N - j + 1)\gamma] \quad (7)$$

Assume RN adopts the *conservative power allocation*, i.e., $\alpha = 0$, while SN adopts the *greedy power allocation*, i.e., transmits with all of the residual power in each phase. The insufficiency of RN power will occur no later than phase $k + 1$, if Eq. (9) in Table I is satisfied, i.e., $P_{1,0} > P_k^{th}$.

$$\begin{cases} P_k^{th} = \frac{P_{2,0}}{\gamma[(N-k)(\beta\gamma)^k + \sum_{j=1}^k (\beta\gamma)^{j-1}]}, k \in \{0, \dots, N-1\} \\ P_N^{th} = 0 \end{cases} \quad (8)$$

TABLE I: Greedy SN and Conservative RN, $\alpha = 0$

SN	DN
$P_{1,1} = P_{1,0}$	$p_1 = P_{1,1}\gamma < \frac{P_{2,0}}{N}$
$P_{1,2} = P_{1,0}\beta\gamma$	$p_2 = P_{1,2}\gamma < \frac{P_{2,0} - p_1}{N-1}$
$P_{1,3} = P_{1,0}(\beta\gamma)^2$	\vdots
\vdots	$p_k = P_{1,k}\gamma < \frac{P_{2,0} - \sum_{j=1}^{k-1} p_j}{N-(k-1)}$
$P_{1,k+1} = P_{1,0}(\beta\gamma)^k$	$p_{k+1} = P_{1,k+1}\gamma \geq \frac{P_{2,0} - \sum_{j=1}^k p_j}{N-k} \quad (9)$
$P_{1,j} = P_{1,0}(\beta\gamma)^k$	$p_j = p_{k+1}, j \in \{k+2, \dots, N\}$

Proposition 3: With $\beta\gamma \geq 1$ and $P_{1,0}$ is between $(P_{k-1}^{th}, P_k^{th}]$, $k \in \{1, \dots, N\}$, there exists an l , ($l \leq k$), such that the following power allocation strategy can guarantee the maximum throughput

$$\begin{cases} P_{1,j} = \overline{P_{1,j}}, j \in \{1, \dots, l\} \\ P_{2,j} = \frac{\overline{P_{2,l+1}}}{N-l}, j \in \{l+1, \dots, N\} \end{cases}$$

Proof: a) From the SN's perspective, the residual power of phase $j + 1$ is

$$\overline{P_{1,j+1}} = \overline{P_{1,j}} + \beta P_{2,j} - P_{1,j}, \forall j \in \{1, \dots, N-1\}$$

Since $\beta P_{2,j} - P_{1,j} \geq (\beta\gamma - 1)P_{1,j}$, $\overline{P_{1,j+1}}$ is a non-decreasing function of the transmission power $P_{1,j}$. So ideally, SN will transmit with all of the residual power in each phase.

b) From the RN's perspective, to maximize the throughput, the power should be distributed as equally as possible among the N phases. According to the water-filling algorithm, if $\overline{P_{1,j}}\gamma$ is less than the average value, RN will transmit with $\overline{P_{1,j}}\gamma$ in phase j . Otherwise, when Eq. (7) is satisfied, RN will transmit with the same amount of power from phase j to phase N .

c) Since $P_{1,0} \in (P_{k-1}^{th}, P_k^{th}]$, Eq. (7) is satisfied with $j = k + 1$ when $\alpha = 0$. If $\alpha > 0$, there exists an l , $l \leq k$, such that SN transmits with all of the residual power from phases 1 to phase l , while RN will divide the residual power equally among phase $l + 1$ to phase N . ■

A. $P_{1,0} \geq P_0^{th} = \frac{P_{2,0}}{N\gamma}$

According to *Remark 1*, EC_1 is satisfied and the relaxed solution in Eq. (5) is optimal.

$$\begin{cases} P_{2,j} = p_j = \frac{P_{2,0}}{N}, j \in \{1, \dots, N\} \\ P_{1,j} = \frac{p_j}{\gamma} = \frac{P_{2,0}}{N\gamma}, j \in \{1, \dots, N\} \end{cases} \quad (10)$$

B. $P_{k-1}^{th} > P_{1,0} \geq P_k^{th}$, $k \in \{1, \dots, N\}$

For each $l \in \{1, \dots, k\}$, *Proposition 3* indicates that p_j , $j \in \{2, \dots, N\}$, in Eq. (4) are all determined by α , as shown in Table II. The feasible domain of α for each l is given by the threshold α_l^{th} , which is defined as the minimum positive value such that Eq. (11) is satisfied with equality.

$$\begin{cases} \alpha_l^{th} = \left\{ \frac{P_{2,0}}{(N-l)(\beta\gamma)^l + \sum_{j=1}^l (\beta\gamma)^{j-1}} - P_{1,0}\gamma \right\}^+ \\ \alpha_0^{th} = P_{2,0} \end{cases}$$

where $\{\bullet\}^+ = \max\{\bullet, 0\}$.

TABLE II: Greedy SN and Cooperative RN, $\alpha \geq 0$

SN	DN
$P_{1,0}$	$P_{2,1} = p_1 + \alpha = P_{1,0}\gamma + \alpha < \frac{P_{2,0}}{N}$
$(P_{1,0}\gamma + \alpha)\beta$	\vdots
\vdots	$P_{2,l} = p_l = (P_{1,0}\gamma + \alpha)(\beta\gamma)^{l-1} < \frac{P_{2,0} - \sum_{j=1}^{l-1} P_{2,j}}{N - (l-1)}$
$(P_{1,0}\gamma + \alpha)(\beta\gamma)^{l-1}\beta$	$P_{2,l+1} = p_{l+1} = (P_{1,0}\gamma + \alpha)(\beta\gamma)^l \geq \frac{P_{2,0} - \sum_{j=1}^l P_{2,j}}{N - l} \quad (11)$

$$\begin{aligned} & \max_{\{\alpha\}} \sum_{j=2}^l \log[1 + (P_{1,0}\gamma + \alpha)(\beta\gamma)^{j-1}\gamma_2] + (N-l) \log\left\{1 + \frac{[P_{2,0} - (P_{1,0}\gamma + \alpha) \sum_{j=1}^l (\beta\gamma)^{j-1}]\gamma_2}{(N-l)}\right\} \\ & \text{s.t. } \alpha_{l-1}^{th} > \alpha \geq \alpha_l^{th} \end{aligned} \quad (12)$$

When $\alpha_{l-1}^{th} > \alpha \geq \alpha_l^{th}$, the insufficiency of RN's power will occur at phase $l + 1$. As illustrated in Eq. (12), the simplified form of Eq. (4) allows us to use the Lagrange method to get the optimal

$$\begin{cases} -\sum_{j=2}^l \frac{(\beta\gamma)^{t-1}(1-\beta\gamma)}{1+(P_{1,0}\gamma+\alpha)(\beta\gamma)^{j-1}\gamma_2} + \frac{(N-l)[1-(\beta\gamma)^{l-1}]}{N-l+[P_{2,0}-(P_{1,0}\gamma+\alpha)\sum_{j=1}^l(\beta\gamma)^{j-1}]\gamma_2} = 0, & \beta\gamma > 1 \\ -\frac{l-1}{1+(P_{1,0}\gamma+\alpha)\gamma_2} + \frac{(N-l)l}{N-l+[P_{2,0}-(P_{1,0}\gamma+\alpha)l]\gamma_2} = 0, & \beta\gamma = 1 \end{cases} \quad (13)$$

solution by setting the first derivative of the objective function in Eq. (12) to zero, as shown in Eq. (13). The corresponding optimal solution is

$$\begin{cases} P_{2,1} = p_1 + \alpha^* = P_{1,0}\gamma + \alpha^* \\ P_{2,j} = (P_{1,0}\gamma + \alpha^*)(\beta\gamma)^j, j \in \{2, \dots, l\} \\ P_{2,j} = \frac{(P_{2,0} - \sum_{t=1}^l P_{2,t})}{N-l}, j \in \{l+1, \dots, N\} \\ P_{1,1} = P_{1,0}, P_{1,j} = \frac{P_{2,j}}{\gamma}, j \in \{2, \dots, N\} \end{cases} \quad (14)$$

where α^* is the solution to Eq. (13), if it falls within $(\alpha_{l-1}^{th}, \alpha_l^{th}]$. Otherwise, $\alpha^* = \alpha_l^{th}$.

Note: For the case with $P_0^{th} > P_{1,0} \geq P_1^{th}$, the optimal solution is $\alpha^* = 0$, since $k = l = 1$ and $\alpha_l^{th} = 0$.

V. OPTIMAL CLOSED FORM POWER ALLOCATION FOR $\beta\gamma < 1$

Unlike the scenario where SN can rely solely on the harvested energy after the first phase, SN needs to spare part of the initial power storage $P_{1,0}$ for future data transmission with $\beta\gamma < 1$. From the throughput's perspective, as compared with $P_{i,j} > P_{i,j+1}$, $P_{i,j}^* = P_{i,j+1}^*$ is always a preferable solution (*Remark 1*). However, $P_{i,j}^* = P_{i,j+1}^*$ may not be feasible. The reason is that from the energy's point of view, $P_{i,j}^* \leq P_{i,j+1}^*$ will bring less harvested energy to phase $j+1$ than $P_{i,j} > P_{i,j+1}$.

To untangle the above mentioned relationship between energy and throughput, we define the **partial residual power**, i.e., part of the residual power at the beginning of phase $j-1$ that is used for data transmission in the two consecutive phases $j-1$ and j , as $\overline{P_{1,j-1}}$, $j \in \{2, \dots, N\}$.

$$\overline{P_{1,j-1}}' = P_{1,j-1} + P_{1,j} - \beta' P_{2,j-1} \quad (15)$$

where $P_{2,j-1} = \alpha_{j-1} + p_{j-1} = \alpha_{j-1} + \gamma P_{1,j-1}$, and $\beta' P_{2,j-1}$, ($0 \leq \beta' \leq \beta$) is the power harvested in phase $j-1$ and used in phase j .

When $\overline{P_{1,j-1}}' \gamma < P_{2,j}$, the following result can be obtained from Eq. (15) because $P_{2,j} = \gamma P_{1,j}$, $j \geq 2$.

$$\alpha_{j-1} > \frac{(1 - \beta'\gamma) P_{1,j-1}}{\beta'} > 0 \quad (16)$$

Then, we can deduce that $\overline{P_{1,j-1}}' \gamma < P_{2,j}$ is feasible only when $j = 2$, since in the optimal solution to Eq. (4), only $\alpha_1 \geq 0$ (*Proposition 2*).

Proposition 4: When $\beta\gamma < 1$, there exists an optimal solution with

$$P_{2,1} \geq P_{2,j-1} = P_{2,j} \geq P_{2,N}, \forall j \in \{3, \dots, N-1\}$$

Proof: a) $\overline{P_{1,1}}' \gamma < P_{2,2}$: Suppose in the optimal solution $P_{2,1} < P_{2,2}$, then, from Eq. (15)-(16), there is

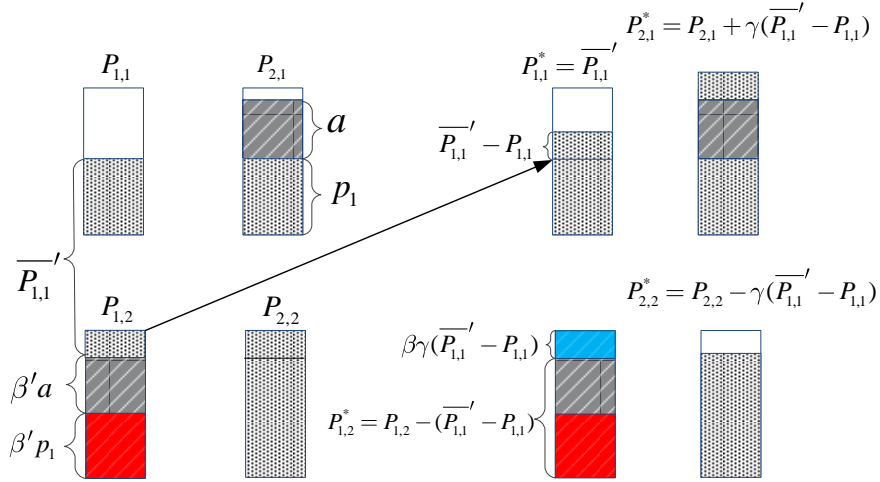


Fig. 2: $\overline{P_{1,1}}' \gamma < P_{2,2}$; the blue area is the increment in harvested energy.

$$\begin{cases} P_{1,2} - P_{1,1} = \overline{P_{1,1}}' + \beta'(\gamma P_{1,1} + \alpha) - 2P_{1,1} \\ P_{1,1} < \min\{\beta'(\gamma P_{1,1} + \alpha), \overline{P_{1,1}}'\} \end{cases} \quad (17)$$

Consequently, a new feasible allocation with $P_{2,1}^* \geq P_{2,2}^*$ exists, as shown in Fig. 2, where

$$\begin{cases} P_{1,1}^* + P_{1,2}^* = P_{1,1} + P_{1,2} \\ P_{1,2}^* - P_{1,1}^* = \beta'(\gamma P_{1,1} + \alpha) - \overline{P_{1,1}}' \end{cases} \quad (18)$$

From Eqs. (17)-(18), it can be verified that $\prod_{j=1}^2 (1 + \gamma_1 P_{1,j}^*) > \prod_{j=1}^2 (1 + \gamma_1 P_{1,j})$, since $|P_{1,1}^* - P_{1,2}^*| < P_{1,2} - P_{1,1}$. This indicates that the new solution with $P_{2,1}^* \geq P_{2,2}^*$ will have greater throughput and harvested energy.

b) $\overline{P_{1,1}}' \gamma \geq P_{2,2}$: Similarly to a), suppose the solution with $P_{2,1} < P_{2,2}$ is optimal. Then, a new feasible allocation with $P_{2,1}^* \geq P_{2,2}^*$ will have an equivalent objective value of sum throughput and greater harvested energy.

$$\begin{cases} P_{1,1}^* = P_{1,2}, P_{1,2}^* = P_{1,1} \\ P_{2,1}^* = P_{2,2} + \alpha, P_{2,2}^* = P_{2,1} - \alpha \end{cases} \quad (19)$$

where the increment in the harvested energy for data transmission in phase 3 to phase N is $\beta(P_{2,1}^* - P_{2,1})$.

According to a) and b), $P_{2,1} \geq P_{2,2}$.

c) $\overline{P_{1,j-1}}' \gamma \geq P_{2,j}$, $j > 2$: Note that when $j > 2$, $\overline{P_{1,j-1}}' \gamma \geq P_{2,j}$ is always true, since $\alpha_{j-1} = 0$ does not satisfy the condition in Eq. (16). Furthermore, simply by setting α in Eq. (19) to zero, we can prove that $P_{2,j-1} \geq P_{2,j}$, $\forall j \in \{3, \dots, N\}$.

Suppose in the optimal solution, $\exists j \in \{3, \dots, N-1\}$ such that $P_{2,j-1} > P_{2,j}$, then, depending on $\overline{P_{1,j-1}}$, SN's residual power at the $(j-1)$ -th phase, new solutions can always be found that will increase the aggregate throughput of the system.

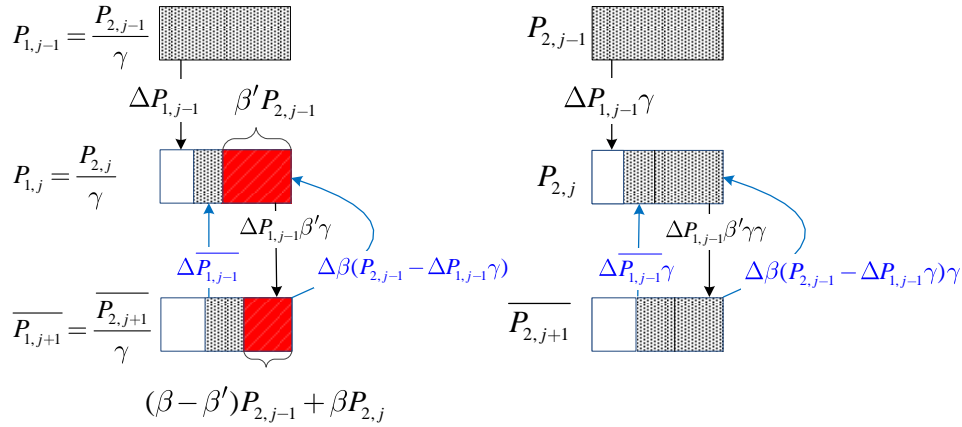


Fig. 3: $\overline{P_{1,j-1}}\gamma \geq P_{2,j}$ and $P_{2,j-1} > P_{2,j}$, $j > 2$.

c.1) $\overline{P_{1,j-1}} \geq \frac{2-\beta\gamma}{2\gamma}(P_{2,j-1} + P_{2,j})$: As shown in Fig. 3, SN will shift $\Delta P_{1,j-1}$ amount of transmission power from phase $(j-1)$ to the j -th phase. Meanwhile, to compensate for the harvested energy loss in phase j , i.e., $\Delta P_{1,j-1}\beta'\gamma$, the subsequent phases (phase $j+1$ to phase N) will decrease harvested energy usage from $(\beta - \beta')$ to $(\beta - \beta' - \Delta\beta)$, and lessen the residual power usage by $\Delta\overline{P_{1,j-1}}$, until the following equalities are satisfied.

$$\begin{cases} P_{i,j-1}^* = P_{i,j}^* = \frac{P_{i,j-1} + P_{i,j}}{2}, i \in \{1, 2\} \\ \overline{P_{i,j+1}^*} = \overline{P_{i,j+1}}, i \in \{1, 2\} \end{cases} \quad (20)$$

where $\overline{P_{i,j+1}^*}$ is the residual power of SN ($i = 1$) and RN ($i = 2$) with new power allocation.

c.2) $\overline{P_{1,j-1}} < \frac{2-\beta\gamma}{2\gamma}(P_{2,j-1} + P_{2,j})$: The solution with $\min_{i=1,2}\{\overline{P_{i,j+1}}\gamma_i\} \leq \min_{i=1,2}\{P_{i,j+1}^*\gamma_i\} \leq P_{i,j}^*\gamma_i$ is feasible.

$$\begin{cases} P_{1,j-1}^* = P_{1,j}^* = \frac{\overline{P_{1,j-1}}}{2-\beta\gamma} \\ P_{2,j-1}^* = P_{2,j}^* = \frac{\overline{P_{1,j-1}}\gamma}{2-\beta\gamma} \end{cases}$$

So, the sum throughput from phase $j-1$ to phase N will increase, although the sum throughput of phase $j-1$ and j may not increase.

From c), we can see that $P_{2,j-1} = P_{2,j} \geq P_{2,N}, \forall j \in \{3, \dots, N-1\}$. ■

Remark 2: There exists $P_{2,N-1} \geq P_{2,N}$. Furthermore, if $P_{2,N-1} > P_{2,N}$, there must be $P_{2,N} = \overline{P_{1,N}}\gamma$.

Proof: According to the proof c) of Proposition 4, $P_{2,N-1} \geq P_{2,N}$, where the inequality is only possible in c.2) with $\overline{P_{1,N-1}} < \frac{2-\beta\gamma}{2\gamma}(P_{2,N-1} + P_{2,N})$.

Furthermore, if $P_{2,N-1} > P_{2,N}$ and $P_{2,N} < \overline{P_{1,N}}\gamma$, we will have

$$P_{1,N} < \overline{P_{1,N}}$$

Then, a new power allocation scheme with $P_{1,N} \leq P_{1,N}^* \leq P_{1,N-1}^* < P_{1,N-1}$ exists.

$$\begin{cases} P_{1,N-1}^* = P_{1,N-1} - \frac{\overline{P_{1,N}} - P_{1,N}}{\beta\gamma} \\ P_{1,N}^* = P_{1,N} + \frac{\overline{P_{1,N}} - P_{1,N}}{\beta\gamma} \end{cases}$$

As we can see, the new allocation will have better sum throughput while $P_{1,N}^* = \overline{P_{1,N}^*}$. ■

Remark 3: According to the proof c) of *Proposition 4*, there exists $p_1 \leq P_{2,2}$. Furthermore, if $p_1 < P_{2,2}$, there must be $p_1 = P_{1,0}\gamma$.

A. $P_{1,0} \geq P_{2,0} \frac{N-(N-1)\beta\gamma}{N\gamma}$

According to *Remark 1*, Eq. (10) satisfies EC_N , and thus the relaxed optimal solution is feasible.

B. $P_{1,0} < P_{2,0} \frac{N-(N-1)\beta\gamma}{N\gamma}$

Let $p_c = p_j$, $j \in \{2, \dots, N-1\}$, then from *Proposal 4* and *Remark 2-3*, the constraints in Eq. (4) become

$$\begin{cases} p_1 + \alpha \geq p_c \geq \max\{p_1, p_N\} \\ p_1, p_N \geq 0 \\ EC_j, C_1, C_2, j \in \{1, \dots, N\} \end{cases} \quad (21)$$

Meanwhile, the optimal solution fall into one of the following four cases.

1) $p_1 = P_{1,0}\gamma \leq p_c$, $p_N = p_c$: In this case, *Remark 1* indicates EC_N is sufficient to represent EC_j , $j \in \{2, \dots, N\}$, and the constraints in Eq. (21) are simplified as

$$\begin{cases} P_{1,0}\gamma + \alpha \geq p_c \geq P_{1,0}\gamma \\ EC_N, C_1 \end{cases} \quad (22)$$

2) $p_1 = p_c \leq P_{1,0}\gamma$, $p_N = p_c$: Similarly, the constraints become Eq. (23)

$$\begin{cases} P_{1,0}\gamma \geq p_c \geq 0 \\ P_{2,0} \geq \alpha \geq 0 \\ EC_N, C_1 \end{cases} \quad (23)$$

3) $p_1 = P_{1,0}\gamma \leq p_c$, $p_N = \overline{P_{1,N}\gamma}$: The constraints are as follows:

$$\begin{cases} P_{1,0}\gamma + \alpha \geq p_c \geq \max\{P_{1,0}\gamma, p_N\} \\ EC_{N-1}, EC_N, C_1 \end{cases} \quad (24)$$

where EC_N is satisfied with equality. EC_{N-1} is satisfied if and only if $p_N \geq \beta\gamma p_c$.

4) $p_1 = p_c \leq P_{1,0}\gamma$, $p_N = \overline{P_{1,N}\gamma}$: The constraints are the same as Eq. (24).

$$\begin{cases} P_{1,0}\gamma \geq p_c \geq p_N \geq \beta\gamma p_c \\ p_c, \alpha \geq 0 \\ EC_N \text{ satisfied with equality}, C_1 \end{cases} \quad (25)$$

With different constraints, the conversions of Eq. (4) are given in Table III, and the corresponding solutions are as follows:

$$\begin{cases} P_{2,1} = p_1^* + \alpha_k^*, k \in \{1, \dots, 4\} \\ P_{2,N} = p_N^*, P_{2,j} = p_j^*, j \in \{2, \dots, N-1\} \\ P_{1,1} = p_1^*/\gamma, P_{1,j} = P_{2,j}/\gamma, j \in \{2, \dots, N\} \end{cases} \quad (26)$$

where α_k^* , $k \in \{1, 2\}$ is equal to Eq. (27) and Eq. (28), respectively, if they are feasible. Otherwise, α_k^* does not exist. When $k \in \{3, 4\}$, α_k^* is equal to Eq. (29) or Eq. (30), if it falls within $[\alpha_{min}, \alpha_{max}]$; otherwise, $\alpha^* = \alpha_{min}$ or $\alpha^* = \alpha_{max}$. For each k , p_j^* , $j \in \{1, \dots, N\}$ are given in the corresponding constraints.

TABLE III: Optimal Power allocation with $\beta\gamma < 1$

1) Problem	$C_1^* = \max_{\{\alpha\}} C = \frac{B}{2} \log(1 + p_1\gamma_2)(1 + p_c\gamma_2)^{N-2}(1 + p_N\gamma_2)$ $s.t. \quad \alpha \geq \alpha_{min} = \max\left\{\frac{P_{2,0} - NP_{1,0}\gamma}{N}, P_{2,0} - P_{1,0}\gamma - \frac{(N-1)\beta\gamma P_{2,0}}{N-1+\beta\gamma}\right\}$ $\alpha \leq \alpha_{max} = P_{2,0} - NP_{1,0}\gamma$ $p_1 = P_{1,0}\gamma, p_N = p_c = \frac{P_{2,0} - (P_{1,0}\gamma + \alpha)}{N-1}$
1) Solution	$\alpha_1^* = \max\left\{\frac{P_{2,0} - NP_{1,0}\gamma}{N}, P_{2,0} - P_{1,0}\gamma - \frac{(N-1)\beta\gamma P_{2,0}}{N-1+\beta\gamma}\right\} \quad (27)$
2) Problem	$C_2^* = \max_{\{\alpha\}} C = \frac{B}{2} \log(1 + p_1\gamma_2)(1 + p_c\gamma_2)^{N-2}(1 + p_N\gamma_2)$ $s.t. \quad \alpha \geq \alpha_{min} = \max\{0, P_{2,0} - NP_{1,0}\gamma, P_{2,0} - P_{1,0}\gamma - \frac{(NP_{2,0} - P_{1,0}\gamma)\beta\gamma}{N+\beta\gamma}\}$ $\alpha \leq \alpha_{max} = P_{2,0}$ $p_1 = p_N = p_c = \frac{P_{2,0} - \alpha}{N}$
2) Solution	$\alpha_2^* = \max\{0, P_{2,0} - NP_{1,0}\gamma, P_{2,0} - P_{1,0}\gamma - \frac{(NP_{2,0} - P_{1,0}\gamma)\beta\gamma}{N+\beta\gamma}\} \quad (28)$
3) Problem	$C_3^* = \max_{\{\alpha\}} C = \frac{B}{2} \log(1 + p_1\gamma_2)(1 + p_c\gamma_2)^{N-2}(1 + p_N\gamma_2)$ $s.t. \quad \alpha \geq \alpha_{min} = \max\left\{P_{2,0} - P_{1,0}\gamma - \frac{P_{2,0}(N-2+\beta\gamma)\beta\gamma}{(1+\beta\gamma)\beta\gamma+N-2}, \frac{P_{2,0}}{1+(N-1)\beta\gamma} - P_{1,0}\gamma\right\}$ $\alpha \leq \alpha_{max} = \min\left\{\frac{P_{2,0} - P_{1,0}\gamma[1+(N-1)\beta\gamma]}{1+\beta\gamma}, P_{2,0} - P_{1,0}\gamma - \frac{(N-1)\beta\gamma}{N-1+\beta\gamma} P_{2,0}\right\}$ $p_1 = P_{1,0}\gamma, p_N = P_{2,0} + \frac{P_{1,0}\gamma + \alpha - P_{2,0}}{\beta\gamma}, p_c = \begin{cases} \frac{P_{2,0} - (P_{1,0}\gamma + \alpha)(1+\beta\gamma)}{(N-2)\beta\gamma}, N > 2 \\ 0, N = 2 \end{cases}$
3) Solution	$\alpha_3^* = \frac{P_{2,0}}{(N-1)(1+\beta\gamma)} + \frac{P_{2,0}(1-\beta\gamma)(N-2)}{N-1} - \frac{(\beta\gamma)^2(N-2)}{(1+\beta\gamma)(N-1)\gamma_2} - P_{1,0}\gamma \quad (29)$
4) Problem	$C_4^* = \max_{\{\alpha\}} C = \frac{B}{2} \log(1 + p_1\gamma_2)(1 + p_c\gamma_2)^{N-2}(1 + p_N\gamma_2)$ $s.t. \quad \alpha \geq \alpha_{min} = \max\left\{0, \frac{P_{2,0} - P_{1,0}\gamma[1+(N-1)\beta\gamma]}{1+\beta\gamma}, \frac{P_{2,0}[N-1-(N-2)\beta\gamma] - P_{1,0}\gamma(\beta\gamma+N-1)}{N-1+(1+\beta\gamma)\beta\gamma}\right\}$ $\alpha \leq \alpha_{max} = \min\left\{\frac{P_{2,0} - P_{1,0}\gamma}{1+\beta\gamma}, P_{2,0} - P_{1,0}\gamma - \frac{\beta\gamma(NP_{2,0} - P_{1,0}\gamma)}{N+\beta\gamma}\right\}$ $p_1 = p_c = \frac{P_{2,0} - P_{1,0}\gamma - \alpha(1+\beta\gamma)}{(N-1)\beta\gamma}, p_N = P_{2,0} + \frac{P_{1,0}\gamma + \alpha - P_{2,0}}{\beta\gamma}$
4) Solution	$\alpha_4^* = \frac{\gamma_2(P_{2,0} - P_{1,0}\gamma)[(1+\beta\gamma)N - \beta\gamma] - P_{2,0}(N-1)(1+\beta\gamma)\beta\gamma\gamma_2 - (\beta\gamma)^2(N-1)}{N(1+\beta\gamma)\gamma_2} \quad (30)$

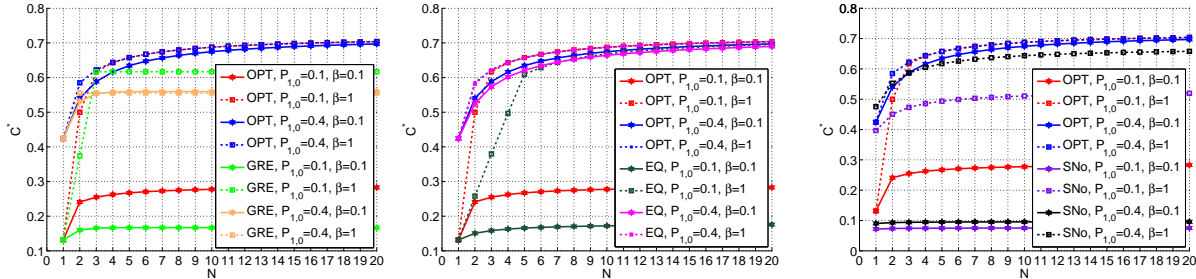


Fig. 4: Comparison of throughput vs. N .

VI. SYSTEM MODEL WITH DIRECT LINK BETWEEN SN AND DN

To this end, we have solved the throughput maximization problem for the relay system where there is no direct link between SN and DN, due to severe channel attenuation. Here, we will discuss the scenario with direct link between SN and DN, $\gamma_1 > \gamma'_1 > 0$, as illustrated in Fig. 1.

First, the objective function in Eq. (1) becomes

$$\max_{P_{i,j}} C = \frac{B}{2} \sum_{j=1}^N \log(1 + \min\{P_{1,j}\gamma_1, P_{1,j}\gamma'_1 + P_{2,j}\gamma_2\}) \quad (31)$$

By classifying the residual power of phase N into: 1) $\overline{P_{2,N}}\gamma_2 \geq \overline{P_{1,N}}(\gamma_1 - \gamma'_1)$ and 2) $\overline{P_{2,N}}\gamma_2 < \overline{P_{1,N}}(\gamma_1 - \gamma'_1)$, we can prove *Proposition 1* holds for the scenario with direct link between SN and DN.

Similarly to Eq. (3), it is reasonable to assume

$$P_{1,j}(\gamma_1 - \gamma'_1) \leq P_{2,j}\gamma_2$$

Then, it is obvious that *Proposition 2* also holds for the direct link case.

Applying *Propositions 1-2*, the optimization problem corresponding to Eq. (4) becomes

$$\begin{aligned} C^* = \max_{\{p_j, \alpha\}} C &= \frac{B}{2} \sum_{j=1}^N \log(1 + p_j \frac{\gamma_1}{\gamma^*}) \\ \text{s.t. } & EC_j, C_1, C_2, j \in \{1, \dots, N\} \end{aligned} \quad (32)$$

where $\gamma^* = (\gamma_1 - \gamma'_1)/\gamma_2$.

Consequently, simply by substituting γ with γ^* , the analysis in Section II - V is still applicable here.

VII. NUMERICAL RESULTS

Based on the theoretical analysis, optimal power allocation algorithm (OPT) is given in this section to maximize the system throughput.

The system has unit bandwidth $B = 1$. The budget of reliable power supply for DF-RN is $P_{2,0} = 1$, and SNR for the RN-DN link is $\gamma_2 = 1$. The greedy (GRE), equal (EQ) and SN-only (SNo) power allocation algorithms are used to provide performance reference for our proposed optimal power allocation algorithm.

In each phase of the GRE algorithm, at least SN or RN will transmit with all of the residual power, depending on the value of $\overline{P_{1,j}}\gamma_1 - \overline{P_{2,j}}\gamma_2$. If it is negative, SN will transmit with $\overline{P_{1,j}}$ in phase j , and RN will transmit with $\overline{P_{1,j}}\gamma$. If it is positive, $P_{2,j} = \overline{P_{2,j}}$, $P_{1,j} = \overline{P_{2,j}}/\gamma$. Similarly,

Algorithm OPT algorithm with $\mathcal{O}(N)$ complexity

```

1:  $C^* = 0$ 
2: if  $\beta\gamma \geq 1$  then
3:   if  $P_{1,0} \geq P_{2,0} \frac{1}{N\gamma}$  then
4:     Calculate  $C^*$  according to Eq. (10)
5:   else
6:     Calculate  $k$ , such that  $P_{1,0} \in (P_{k-1}^{th}, P_k^{th}]$ 
7:     for  $l = 1$  to  $k$  do
8:       Calculate  $C$  according to Eq. (14)
9:        $C^* = \max\{C^*, C\}$ 
10:    end for
11:  end if
12: else
13:   if  $P_{1,0} \geq P_{2,0} \frac{N-(N-1)\beta\gamma}{N\gamma}$  then
14:     Calculate  $C^*$  according to Eq. (10)
15:   else
16:     for  $k = 1$  to 4 do
17:       Calculate  $C^*$  according to Eq. (26).
18:        $C^* = \max\{C^*, C\}$ 
19:     end for
20:   end if
21: end if
22: return  $C^*$ 

```

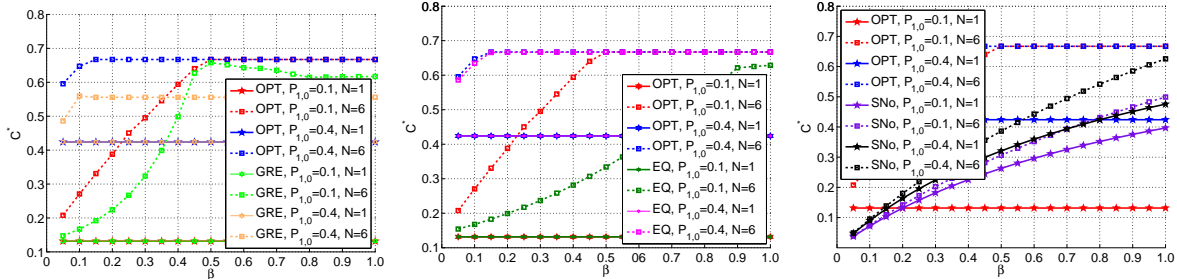


Fig. 5: Comparison of throughput vs. β .

EQ algorithm states that at least SN or RN will transmit with $\overline{P_{i,j}}/(N-j+1)$, depending on whether $\overline{P_{1,j}}\gamma_1 \leq \overline{P_{2,j}}\gamma_2$ or not. Finally, SNo algorithm is designed for a system where SN has total power supply of $P_{1,0} + P_{2,0}$, and RN uses the harvested energy to forward data. To maximize throughput, SN will distribute them equally among the N phases and RN has a power split ratio of γ/β , where $\gamma/(\gamma + \beta)$ percent of the received signal is used for energy harvesting, the rest $\beta/(\gamma + \beta)$ percent is used for data detection.

Through numerical results shown in Figs. 4 and 5, the theoretical results are validated. In the OPT algorithm, the system throughput will increase with N . More specifically, when $N = 1$, the system throughput will only increase with $P_{1,0}$ because the harvested energy cannot be utilized in the first phase. Meanwhile, as N grows, the increment in the overall throughput is less obvious. This is because the total transmission power budget of DN is limited by the on-grid

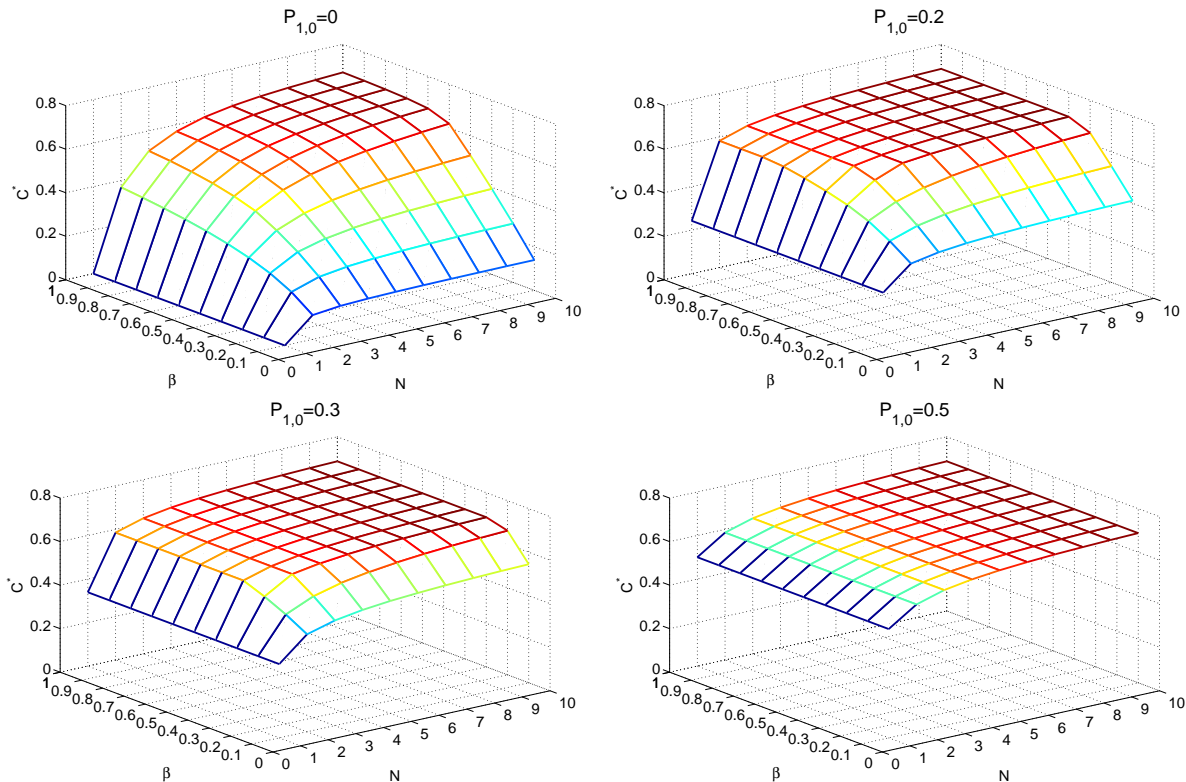


Fig. 6: Optimal throughput with $\gamma_1 = 2$.

power source, and $P_{2,0}$ will be the leading deciding factor of the overall throughput. Similarly, the system performance will increase with the harvesting efficiency β , and the performance improvement will be less obvious as β increases to a certain point where the power resource of the relay node is more stringent.

Our OPT algorithm always outperforms the GRE algorithm. The performance of OPT and EQ will converge when β or N increases. This is because high β or N will relax the demanding for $P_{1,0}$ (*Remark 1*), and equal power allocation will become the feasible optimal solution. As compared with SNo algorithm, OPT algorithm will have lower throughput with $N = 1$. This is because the energy harvested by SN cannot be used to improve the throughput in the first phase, while the energy harvesting RN (EH-RN) can transmit data using the harnessed energy in the second time slot of the first phase. As we can see, when N increases, the performance difference between OPT and SNo algorithms indicates that in the half duplex relay system, when RN is equipped with EH, SN will not gain anything in the even time slots, while with EH-SN, it can always harvest energy from the signals received in the even TSs.

As illustrated in Fig. 6, with a certain amount of throughput requirement, instead of demanding high available power from either on-grid power supply, or green energy source, the system can improve energy harvesting efficiency, or utilize more time to transmit delay tolerant traffic using the harvested power.

VIII. CONCLUSION

Radio frequency energy harvesting provides a new approach for wireless devices to share each other's energy storage, either on-grid power or green power. With simultaneous data and energy

transmission, it can also decrease the total power consumption of the wireless system. This is of particular interest to sensor networks where nodes have limited storage capacity, and cellular networks where handsets try to maximize the throughput within time limits. In this paper, we have studied the throughput maximization problem for the orthogonal relay channel with EH-source and relay nodes, assuming a deterministic EH model. For both cases with and without direct link between SN and DN, we have derived the closed form solutions for the optimal joint source and relay power allocation problem. The developed algorithm can achieve the optimal solution for each system setting with linear complexity.

REFERENCES

- [1] T. Han and N. Ansari, "On greening cellular networks via multicell cooperation," *Wireless Communications, IEEE*, vol. 20, no. 1, pp. 82–89, Feb. 2013.
- [2] T. Han and N. Ansari, "On Optimizing Green Energy Utilization for Cellular Networks with Hybrid Energy Supplies," *Wireless Communications, IEEE Transactions on*, vol. 12, no. 8, pp. 3872–3882, Aug. 2013.
- [3] T. Le, K. Mayaram, and T. Fiez, "Efficient Far-Field Radio Frequency Energy Harvesting for Passively Powered Sensor Networks," *Solid-State Circuits, IEEE Journal of*, vol. 43, no. 5, pp. 1287–1302, May 2008.
- [4] H. Jabbar, Y. Song, and T. Jeong, "RF energy harvesting system and circuits for charging of mobile devices," *Consumer Electronics, IEEE Transactions on*, vol. 56, no. 1, pp. 247–253, Feb. 2010.
- [5] S. Luo, R. Zhang, and T. J. Lim, "Optimal Save-Then-Transmit Protocol for Energy Harvesting Wireless Transmitters," *Wireless Communications, IEEE Transactions on*, vol. 12, no. 3, pp. 1196–1207, Mar. 2013.
- [6] S. Sudevalayam and P. Kulkarni, "Energy Harvesting Sensor Nodes: Survey and Implications," *Communications Surveys Tutorials, IEEE*, vol. 13, no. 3, pp. 443–461, Sep. 2011.
- [7] J. Yang and S. Ulukus, "Optimal Packet Scheduling in an Energy Harvesting Communication System," *Communications, IEEE Transactions on*, vol. 60, no. 1, pp. 220–230, Jan. 2012.
- [8] C. K. Ho and R. Zhang, "Optimal Energy Allocation for Wireless Communications With Energy Harvesting Constraints," *Signal Processing, IEEE Transactions on*, vol. 60, no. 9, pp. 4808–4818, Sep. 2012.
- [9] V. Sharma, U. Mukherji, V. Joseph, and S. Gupta, "Optimal energy management policies for energy harvesting sensor nodes," *Wireless Communications, IEEE Transactions on*, vol. 9, no. 4, pp. 1326–1336, Apr. 2010.
- [10] O. Ozel, K. Tutuncuoglu, J. Yang, S. Ulukus, and A. Yener, "Transmission with Energy Harvesting Nodes in Fading Wireless Channels: Optimal Policies," *Selected Areas in Communications, IEEE Journal on*, vol. 29, no. 8, pp. 1732–1743, Sep. 2011.
- [11] C. Huang, R. Zhang, and S. Cui, "Delay-constrained Gaussian relay channel with energy harvesting nodes," in *Communications (ICC), 2012 IEEE International Conference on*, Jun. 2012, pp. 2433–2438.
- [12] —, "Throughput Maximization for the Gaussian Relay Channel with Energy Harvesting Constraints," *Selected Areas in Communications, IEEE Journal on*, vol. 31, no. 8, pp. 1469–1479, Aug. 2013.
- [13] R. Zhang and C. K. Ho, "MIMO Broadcasting for Simultaneous Wireless Information and Power Transfer," *Wireless Communications, IEEE Transactions on*, vol. 12, no. 5, pp. 1989–2001, May 2013.
- [14] A. Nasir, X. Zhou, S. Durrani, and R. Kennedy, "Relaying Protocols for Wireless Energy Harvesting and Information Processing," *Wireless Communications, IEEE Transactions on*, vol. 12, no. 7, pp. 3622–3636, Jul. 2013.
- [15] A. Host-Madsen and J. Zhang, "Capacity bounds and power allocation for wireless relay channels," *Information Theory, IEEE Transactions on*, vol. 51, no. 6, pp. 2020–2040, Jun. 2005.
- [16] Z. Ding, S. Perlaza, I. Esnaola, and H. Poor, "Power Allocation Strategies in Energy Harvesting Wireless Cooperative Networks," *Wireless Communications, IEEE Transactions on*, vol. PP, no. 99, pp. 1–15, Feb. 2014.
- [17] S. Boyd and L. Vandenberghe, *Convex Optimization*. New York, NY, USA: Cambridge University Press, 2004.