

# Valuation of Barrier Options using Sequential Monte Carlo

Pavel V. Shevchenko<sup>1,2,\*</sup> Pierre Del Moral<sup>2</sup>

17 May 2014

<sup>1</sup> *CSIRO Computational Informatics, Sydney, Australia*

<sup>2</sup> *School of Mathematics and Statistics UNSW*

\* *Corresponding author, e-mail: Pavel.Shevchenko@csiro.au*

## Abstract

Sequential Monte Carlo (SMC) methods have successfully been used in many applications in engineering, statistics and physics. However, these are seldom used in financial option pricing literature and practice. This paper presents SMC method for pricing barrier options with continuous and discrete monitoring of the barrier condition. Under the SMC method, simulated asset values rejected due to barrier condition are re-sampled from asset samples that do not breach the barrier condition improving the efficiency of the option price estimator. We compare SMC with the standard Monte Carlo method and demonstrate that the extra effort to implement SMC when compared with the standard Monte Carlo is very little while improvement in price estimate is significant. Both methods result in unbiased estimators for the price converging to the true value as  $1/\sqrt{M}$ , where  $M$  is the number of simulations (asset paths). However, the variance of SMC estimator is smaller and does not grow with the number of time steps when compared to the standard Monte Carlo. In this paper we demonstrate that SMC can successfully be used for pricing barrier options. SMC can also be used for pricing other exotic options and for other underlying stochastic process; we provide general formulas and references.

**Keywords:** Sequential Monte Carlo, barrier options, Monte Carlo, option pricing

# 1 Introduction

Sequential Monte Carlo (SMC) methods have successfully been used in many applications in engineering, statistics and physics for many years. However, these are seldom used in financial option pricing literature and practice. The purpose of this paper is to provide simple illustration and explanation of SMC method and its efficiency. It can be beneficial to use SMC for pricing many exotic options. For simplicity of illustration, we consider barrier options with a simple geometric Brownian motion for the underlying asset. SMC can also be used for pricing other exotic options and different underlying stochastic processes; we provide general formulas and references.

Barrier options introduced by Merton [17] are used widely in trading now. The option is extinguished (knocked-out) or activated (knocked-in) when an underlying asset reaches a specified level (barrier). A lot of related more complex instruments such as bivariate barrier, ladder, step-up or step-down barrier options have become very popular in over-the-counter markets. In general, these options can be considered as options with payoff depending upon the path extrema of the underlying assets. A variety of closed form solutions for such instruments on a single underlying asset have been obtained in the classical Black-Scholes settings of constant volatility, interest rate and barrier level. See for example Heynen and Kat [13], Kunitomo and Ikeda [16], Rubinstein and Reiner [18]. If the barrier option is based on two assets then a practical analytical solution can be obtained for some special cases considered in Heynen and Kat [12] and He, Keirstead and Rebholz [11].

In practice, however, numerical methods are used to price the barrier options for a number of reasons, for example, if the assumptions of constant volatility and drift are relaxed or payoff is too complicated. Numerical schemes such as binomial and trinomial lattices (Hull and White [14], Kat and Verdonk [15]) or finite difference schemes (Dewynne and Wilmott [10]) can be applied to the problem. However, the implementation of these methods can be difficult. Also, if more than two underlying assets are involved in the pricing equation then these methods are not practical.

Monte Carlo (MC) simulation method is a good general pricing tool for such instruments. However, finding the extrema of the continuously monitored assets by sampling assets at discrete dates (the standard discrete-time MC approach) is computationally expensive as a large number of sampling dates and simulations are required. Loss of information about all parts of the continuous-time path between sampling dates introduces a substantial bias for the option price. The bias decreases very slowly as  $1/\sqrt{N}$  for  $N \gg 1$ , where  $N$  is the number of equally spaced sampling dates (see Broadie,

Glasserman and Kou [3]). Also, extrapolation of the Monte Carlo estimates to the continuous limit is usually difficult due to finite sampling errors. For the case of a single underlying asset, it was shown by Andersen and Brotherton-Ratcliffe [1] and Beaglehole, Dybvig and Zhou [2] that the bias can be eliminated by a simple conditioning technique, the so-called Brownian Bridge simulation. The method is based on the simulation of a one-dimensional Brownian bridge extremum between the sampled dates according to a simple analytical formula for the distribution of the extremum. The technique is very efficient because only one time step is required to simulate the asset path and its extremum if the barrier, drift and volatility are constant over the time region. The method of Brownian Bridge simulation can also be applied in the case of multiple underlying assets as studied in Shevchenko [19].

However, the coefficient of variation of the MC estimator grows when the number of asset samples rejected by the barrier condition increases. This can be improved by SMC method that re-samples rejected asset values from the asset samples that do not breach the barrier condition. The resulting estimator is also unbiased but has smaller variance. This paper presents the algorithm and provides comparison between SMC and MC estimators. We focus on the case of one underlying asset for illustration, but the algorithm can easily be applied for multi-asset case too.

From mathematical point of view SMC methods can be seen as mean field particle interpretations of Feynman-Kac models. These path integration models and their genetic type particle approximations are described in Section 3 and in Section 4.2. For a more detailed analysis of these stochastic models and methods, we refer to the couple of books [5, 6], and references therein. The applications of these particle methods in mathematical finance has been started recently by the second author in the series of articles [4, 7, 8, 9].

The organisation of the paper is as follows. Section 2 describes the model and notation. In Section 3 we provide the basic formulas for Feynman-Kac representation underlying Sequential Monte Carlo method. Section 4 presents SMC and Monte Carlo algorithms and corresponding option price estimators. The use of importance sampling to improve SMC estimators is discussed in Section 5. Numerical examples are presented in Section 6. Concluding remarks are given in the final section.

## 2 Model

Assume that underlying asset  $S_t$  follows risk neutral process

$$dS_t = \mu dt S_t + S_t \sigma dW_t, \quad (1)$$

where  $\mu = r - q$  is the drift,  $r$  is risk free interest rate,  $q$  is continuous dividend rate (it corresponds to the foreign interest rate if  $S_t$  is exchange rate or continuous dividends if  $S_t$  is stock),  $\sigma$  is volatility and  $W_t$  is the standard Brownian motion. Interest rate, drift and volatility can be functions of time.

The today's fair price of continuously monitored knock out barrier option with the lower barrier  $L_t$  and upper barrier  $U_t$  can be calculated as expectation (with respect to risk neutral process (1), given information today at  $t_0 = 0$ )

$$Q_C = B_{0,T} E \left( h(S_T) 1_{\mathcal{A}_t}(S_t)_{t \in [0, T]} \right), \quad B_{0,T} = e^{-\int_0^T r(\tau) d\tau}, \quad (2)$$

where  $B_{0,T}$  is the discounting factor from maturity  $T$  to  $t_0 = 0$ ;  $1_{\mathcal{A}}(x)$  is indicator function equals 1 if  $x \in \mathcal{A}$  and 0 otherwise;  $h(x)$  is payoff function, i.e.  $h(x) = \max(x - K, 0)$  for call option and  $h(x) = \max(K - x, 0)$  for put option, where  $K$  is strike price; and  $\mathcal{A}_t = (L_t, U_t)$ . All standard barrier structures such as lower barrier only, upper barrier only or window barrier can be obtained by setting  $L_t = 0$  or  $U_t = \infty$  for corresponding time periods.

Assume that drift, volatility and barriers are piecewise constant functions of time for time discretization  $0 = t_0 < t_1 < \dots < t_N = T$ . Denote corresponding asset values as  $S_0, S_1, \dots, S_N$ ; the lower and upper barriers as  $L_1, \dots, L_N$  and  $U_1, \dots, U_N$  respectively; and drift and volatility as  $\mu_1, \dots, \mu_N$  and  $\sigma_1, \dots, \sigma_N$ . That is,  $L_1$  is the lower barrier for time period  $[t_0, t_1]$ ;  $L_2$  is for  $[t_1, t_2]$ , etc. and similar for the upper barrier, drift and volatility. Denote the transition density from  $S_n$  to  $S_{n+1}$  as  $f(S_{n+1}|S_n)$  which is just a lognormal density in the case of process (1) with solution

$$S_n = S_{n-1} \exp \left( \left( \mu_n - \frac{1}{2} \sigma_n^2 \right) \delta t_n + \sigma_n \sqrt{\delta t_n} Z_n \right), \quad n = 1, \dots, N, \quad (3)$$

where  $\delta t_n = t_n - t_{n-1}$  and  $Z_1, \dots, Z_N$  are independent and identically distributed random variables from the standard normal distribution.

In the case of barrier monitored at  $t_0, t_1, \dots, t_N$  (discretely monitored barrier), the option price (2) simplifies to

$$Q_D = B_{0,T} E \left( h(S_N) \prod_{n=1}^N 1_{(L_n, U_n)}(S_n) \right). \quad (4)$$

It is a biased estimate of continuously monitored barrier option  $Q_C$  such that  $Q_D \rightarrow Q_C$  for  $\delta t_n \rightarrow 0$ .

In the case of continuously monitored barrier, the barrier option price expectation (2) can be written as

$$Q_C = B_{0,T} \int_{L_1}^{U_1} ds_1 f(s_1|s_0) g(s_0, s_1) \cdots \int_{L_N}^{U_N} ds_N f(s_N|s_{N-1}) g(s_{N-1}, s_N) h(s_N), \quad (5)$$

where  $g(S_{n-1}, S_n)$  is probability of no barrier hit within  $[t_{n-1}, t_n]$  conditional on  $S_n \in (L_n, U_n)$  and  $S_{n-1} \in (L_{n-1}, U_{n-1})$ . For a single barrier level  $B_n$  (either lower  $B_n = L_n$  or upper  $B_n = U_n$ ) within  $[t_{n-1}, t_n]$ ,

$$g(S_{n-1}, S_n) = 1 - \exp\left(-2 \frac{\ln(S_n/B_n) \ln(S_{n-1}/B_n)}{\sigma_n^2 \delta t_n}\right); \quad (6)$$

and there is a closed form solution for the case of double barrier within  $[t_{n-1}, t_n]$

$$\begin{aligned} g(S_{n-1}, S_n) &= 1 - \sum_{m=1}^{\infty} [R_n(\alpha_n m - \gamma_n, x_n) + R_n(-\alpha_n m + \beta_n, x_n)] \\ &\quad - \sum_{m=1}^{\infty} [R_n(\alpha_n m, x_n) + R_n(-\alpha_n m, x_n)], \end{aligned} \quad (7)$$

where

$$x_n = \ln \frac{S_n}{S_{n-1}}, \alpha_n = 2 \ln \frac{U_n}{L_n}, \beta_n = 2 \ln \frac{U_n}{S_{n-1}}, \gamma_n = 2 \ln \frac{S_{n-1}}{L_n}, R_n(z, x) = \exp\left(-\frac{z(z-2x)}{2\sigma_n^2 \delta t_n}\right).$$

Typically few terms in the above summations are enough to obtain a good accuracy (in our numerical study we set the upper limits in the summations to be three).

The integral (5) can be rewritten as

$$\begin{aligned} Q_C &= B_{0,T} \int_0^{\infty} ds_1 f(s_1|s_0) g(s_0, s_1) 1_{(L_1, U_1)}(s_1) \cdots \\ &\quad \int_0^{\infty} ds_N f(s_N|s_{N-1}) g(s_{N-1}, s_N) h(s_N) 1_{(L_N, U_N)}(s_N) \\ &= B_{0,T} \times E \left( h(S_N) \prod_{n=1}^N (1_{(L_n, U_n)}(S_n) g(S_{n-1}, S_n)) \right). \end{aligned} \quad (8)$$

Alternative expression for the barrier option that might provide more efficient numerical estimate is presented by formula (22) in Appendix. It is not analysed in this paper and subject of further study.

### 3 Feynman-Kac representations

In this section, we provide the basic formulas for Feynman-Kac representation underlying Sequential Monte Carlo method.

#### 3.1 Description of the models

Notice that the transition valued sequence

$$X_n = (S_n, S_{n+1}) \quad n = 0, \dots, N - 1$$

forms a Markov chain, and option price expectation in the case of continuously monitored barrier (8) can be written in the Feynman-Kac representation

$$Q_C = B_{0,T} \times E \left( H(X_N) \prod_{n=0}^{N-1} G_n(X_n) \right) \quad (9)$$

with the extended payoff functions

$$H(X_N) = H(S_N, S_{N+1}) := h(S_N)$$

and the potential functions

$$G_n(X_n) = g(S_n, S_{n+1}) \times 1_{(L_{n+1}U_{n+1})}(S_{n+1}), \quad n = 0, 1, \dots, N - 1$$

These potential functions measure the chance to stay within the barriers during the interval  $[t_p, t_{p+1}]$ .

In this notation, the discretely monitored barrier option expectation (4) also takes the following form

$$Q_D = B_{0,T} \times E \left( H(X_N) \prod_{n=0}^{N-1} \tilde{G}_n(X_n) \right) \quad (10)$$

with the indicator potential functions

$$\tilde{G}_n(X_n) = 1_{(L_{n+1}U_{n+1})}(S_{n+1}), \quad n = 0, 1, \dots, N - 1.$$

We end this section with a Feynman-Kac description of the alternative formulae for barrier option expectation presented in Appendix by formula (22). In this case, if we consider the transition valued Markov chain sequence

$$\hat{X}_n = (\hat{S}_n, \hat{S}_{n+1}) \quad n = 0, \dots, N - 1,$$

then we can rewrite the formula (22) as follows

$$Q_C = B_{0,T} \times E \left( H(\hat{X}_N) \prod_{n=0}^{N-1} \hat{G}_n(\hat{X}_n) \right) \quad (11)$$

with the potential function  $\hat{G}_n$  defined in (23). We observe that the above expression has exactly the same form as (9) by replacing  $(X_n, G_n)$  by  $(\hat{X}_n, \hat{G}_n)$ .

### 3.2 Some preliminary results

In this section, we review some key formulae related to unnormalized Feynman-Kac models. A more thorough discussion on these stochastic models is provided in the monographs [5, 6].

Firstly, we observe that (9) can be written in the following form

$$Q_C = B_{0,T} \gamma_N(H) = B_{0,T} \gamma_N(1) \eta_N(H)$$

with the Feynman-Kac measures  $(\gamma_N, \eta_N)$  given for any function  $\varphi$  by the formulae

$$\gamma_N(\varphi) = E \left( \varphi(X_N) \prod_{n=0}^{N-1} G_n(X_n) \right) \quad \text{and} \quad \eta_N(\varphi) = \gamma_N(\varphi) / \gamma_N(1).$$

Notice that the sequence of non negative measures  $(\gamma_n)_{n \geq 0}$  satisfy for any bounded measurable function  $\varphi$  the recursive linear equation

$$\gamma_n(\varphi) = \gamma_{n-1}(\mathcal{Q}_n(\varphi))$$

with the integral operator

$$\mathcal{Q}_n(\varphi)(x) = G_{n-1}(x) K_n(\varphi)(x).$$

In the above display,  $K_n$  stands for the Markov transition of the chain  $X_n$ ; that is, we have that

$$P(X_n \in dx \mid X_{n-1}) = K_n(X_{n-1}, dx)$$

so that

$$K_n(\varphi)(x) = E(\varphi(X_n) \mid X_{n-1} = x) = \int K_n(x, dy) f(y).$$

We prove this claim using the fact that

$$\begin{aligned}
\gamma_n(\varphi) &= E \left( E \left( \varphi(X_n) \prod_{p=0}^{n-1} G_p(X_p) \mid (X_0, \dots, X_{n-1}) \right) \right) \\
&= E \left( E(\varphi(X_n) \mid (X_0, \dots, X_{n-1})) \prod_{p=0}^{n-1} G_p(X_p) \right) \\
&= E \left( E(\varphi(X_n) \mid X_{n-1}) \prod_{p=0}^{n-1} G_p(X_p) \right) \\
&= E \left( G_{n-1}(X_{n-1}) K_n(\varphi)(X_{n-1}) \prod_{p=0}^{n-2} G_p(X_p) \right) = \gamma_{n-1}(G_{n-1} \times K_n(\varphi)).
\end{aligned}$$

By construction, we also have that

$$\begin{aligned}
\gamma_N(1) &= E \left( \prod_{n=0}^{N-1} G_n(X_n) \right) \\
&= E \left( G_{N-1}(X_{N-1}) \times \prod_{n=0}^{N-2} G_n(X_n) \right) = \gamma_{N-1}(G_{N-1}).
\end{aligned}$$

This yields

$$\gamma_N(1) = \gamma_{N-1}(1) \frac{\gamma_{N-1}(G_{N-1})}{\gamma_{N-1}(1)} = \gamma_{N-1}(1) \eta_{N-1}(G_{N-1})$$

from which we conclude that

$$\gamma_N(1) = \prod_{0 \leq n < N} \eta_n(G_n)$$

and therefore

$$Q_C = B_{0,T} \times \left[ \prod_{0 \leq n < N} \eta_n(G_n) \right] \times \eta_N(H).$$

## 4 Monte Carlo estimators

In this section we present MC and SMC estimators and corresponding algorithms to calculate option price in the case of continuously and discretely monitored barrier conditions.



## 4.1 Standard Monte Carlo

Using process (3), simulate independent asset path realizations  $\mathbf{S}^{(m)} = (S_1^{(m)}, \dots, S_N^{(m)})$ ,  $m = 1, \dots, M$ . Then, the unbiased estimator for continuously monitored barrier option price integral (8) is

$$\begin{aligned}\hat{Q}_C^{MC} &= B_{0,T} \frac{1}{M} \sum_{m=1}^M \left( h(S_N^{(m)}) \prod_{p=1}^N \left\{ g(S_{p-1}^{(m)}, S_p^{(m)}) 1_{[L_p, U_p]}(S_p^{(m)}) \right\} \right) \\ &= B_{0,T} \frac{1}{M} \sum_{m=1}^M \left( H(X_N^{(m)}) \prod_{p=0}^{N-1} G_p(X_p^{(m)}) \right) \quad \text{with } X_p^{(m)} = (S_p^{(m)}, S_{p+1}^{(m)})\end{aligned}$$

and the unbiased estimator for discretely monitored barrier option (4) is

$$\hat{Q}_D^{MC} = B_{0,T} \frac{1}{M} \sum_{m=1}^M \left( H(X_N^{(m)}) \prod_{p=0}^{N-1} \tilde{G}_p(X_p^{(m)}) \right) \quad \text{with } X_p^{(m)} = (S_p^{(m)}, S_{p+1}^{(m)}).$$

## 4.2 Sequential Monte Carlo

Another unbiased estimator for option price integral (8) can be obtained using SMC method with the following algorithm.

- **Initial step**

1. (*proposition step*) For the initial time slice,  $I_0 = [t_0, t_1]$ , simulate  $M$  independent realizations

$$X_0^{(m)} := (S_0^{(m)}, S_1^{(m)}) \quad m = 1, \dots, M$$

using process (3); these are referred to as  $M$  (transition type) particles. Set

$$G_0(X_0^{(m)}) = 1_{(L_1, U_1)}(S_1^{(m)}) \times g(S_0^{(m)}, S_1^{(m)})$$

for each  $1 \leq m \leq M$ .

2. (*acceptance-rejection step*) Sample  $M$  random and  $[0, 1]$ -valued uniform variables  $U_0^{(m)}$ .

The rejected transition type particles  $X_0^{(m)}$  are those for which  $G_0(X_0^{(m)}) < U_0^{(m)}$ . The particles  $X_0^{(m)}$  for which  $U_0^{(m)} \leq G_0(X_0^{(m)})$  are accepted. Notice that a transition type particle  $X_0^{(m)}$  s.t.  $S_1^{(m)} \notin (L_1, U_1)$  is instantly rejected (since its weight  $G_0(X_0^{(m)}) = 0$  is null); and a transition type particle  $X_0^{(m)}$  s.t.  $S_1^{(m)} \in (L_1, U_1)$  is rejected with a probability  $1 - G_0(X_0^{(m)})$ .

3. (*recycling-selection step*) Resample each rejected transition type particles from the discrete distribution with probability density function

$$\sum_{m=1}^M \frac{G_0(X_0^{(m)})}{\sum_{m'=1}^M G_0(X_0^{(m')})} \delta_{X_0^{(m)}}, \quad (12)$$

where  $\delta_{x_0}$  is a point mass function centered at  $x_0$ . In other words, when a transition type particle, say  $X_0^{(r)}$ , is rejected for some index  $r$  we replace it by one of the particle  $X_0^{(m)}$  randomly chosen w.r.t. its weight  $\frac{G_0(X_0^{(m)})}{\sum_{m'=1}^M G_0(X_0^{(m')})}$ .

Let us pause for a while with a couple of comments.

Firstly, we recall that the sampling of  $R$  independent random variables  $(Y^{(r)})_{1 \leq r \leq R}$  from a weighted probability density function

$$\sum_{m=1}^M p_m \delta_{x_m} \quad (13)$$

can be done by sampling  $(R+1)$  exponential random variables  $(\mathcal{E}_r)_{1 \leq r \leq (R+1)}$  with unit parameter. We set

$$\mathcal{T}_r = \sum_{1 \leq s \leq r} \mathcal{E}_s \quad \text{and} \quad \mathcal{V}_r = \mathcal{T}_r / \mathcal{T}_{R+1} \quad \text{for any } 1 \leq r \leq (R+1). \quad (14)$$

We recall that  $(\mathcal{V}_1, \dots, \mathcal{V}_R)$  has the same law as an ordered uniform statistics on  $[0, 1]$ . A synthetic pseudo code for sampling  $(Y^{(r)})_{1 \leq r \leq R}$  is given below

- $k = 1$  and  $r = 1$
- While  $r \leq R$ 
  - \* While  $\mathcal{V}_r < p_1 + \dots + p_k$ 
    - $Y^{(r)} = x_k$
    - $r = r + 1$
  - \* End while
  - \*  $k \leftarrow k + 1$
- End while

The computational cost of this sampling scheme is linear w.r.t.  $R$ . Letting  $p_m = \frac{G_0(X_0^{(m)})}{\sum_{m'=1}^M G_0(X_0^{(m')})}$  and  $x_m = X_0^{(m)}$  this technique provides a simple way of sampling the rejected particle from the discrete distribution (12).

Secondly, by definition of (12) we notice that transition type particles  $X_0^{(m)}$  s.t.  $S_1^{(m)} \notin (L_1, U_1)$  have a null weight  $p_m = 0$ . Therefore, they cannot be selected in replacement of the rejected ones. Moreover, the transition type particles  $X_0^{(m)}$  s.t.  $S_1^{(m)} \in (L_1, U_1)$  with a large probability  $G_0(X_0^{(m)})$  of non hitting the barrier within  $[t_0, t_1]$  are more likely to be selected (in replacement of the rejected ones).

At the end of the acceptance-rejection-recycling scheme, we have  $M$  (transition-type) particles

$$\widehat{X}_0^{(m)} = (\widehat{S}_0^{(m)}, \widehat{S}_1^{(m)}) \quad m = 1, \dots, M$$

- Step 0  $\rightsquigarrow$  1

1. (*proposition*) For the 2nd time slice,  $I_1 = [t_1, t_2]$  simulate  $M$  independent realizations

$$X_1^{(m)} := (\widehat{S}_1^{(m)}, S_2^{(m)}) \quad m = 1, \dots, M$$

**starting from the end points  $\widehat{S}_1^{(m)}$  of the selected transitions  $\widehat{X}_0^{(m)}$  at the previous stage**, using the process evolution (3); these are referred to as  $M$  (transition type) particles  $X_1^{(m)}$  at time 1. Set

$$G_1(X_1^{(m)}) = 1_{(L_2, U_2)}(S_2^{(m)}) \times g(\widehat{S}_1^{(m)}, S_2^{(m)})$$

for each  $1 \leq m \leq M$ .

2. (*acceptance-rejection*) Sample  $M$  random and  $[0, 1]$ -valued uniform variables  $U_1^{(m)}$ .

The rejected transition type particles  $X_1^{(m)}$  are those for which  $G_1(X_1^{(m)}) < U_1^{(m)}$ . The particles  $X_1^{(m)}$  for which  $U_1^{(m)} \leq G_1(X_1^{(m)})$  are accepted. Notice that a transition type particle  $X_1^{(m)}$  s.t.  $S_2^{(m)} \notin (L_2, U_2)$  is instantly rejected (since its weight  $G_1(X_1^{(m)}) = 0$  is null); and a transition type particle  $X_1^{(m)}$  s.t.  $S_2^{(m)} \in (L_2, U_2)$  is rejected with a probability  $1 - G_1(X_1^{(m)})$ .

3. (*recycling-selection*) Resample each rejected transition type particles from the discrete distribution with the density

$$\sum_{m=1}^M \frac{G_1(X_1^{(m)})}{\sum_{m'=1}^M G_1(X_1^{(m')})} \delta_{X_1^{(m)}}. \quad (15)$$

In other words, when a transition type particle, say  $X_1^{(r)}$ , is rejected for some index  $r$  we replace it by one of the particle  $X_1^{(m)}$  randomly chosen w.r.t. its weight  $\frac{G_1(X_1^{(m)})}{\sum_{m'=1}^M G_1(X_1^{(m')})}$ .

At the end of the acceptance-rejection-recycling scheme, we have  $M$  (transition-type) particles  $\hat{X}_1^{(m)}$ ,  $1 \leq m \leq M$ .

If we set  $p_m = \frac{G_1(X_1^{(m)})}{\sum_{m'=1}^M G_1(X_1^{(m')})}$  and  $x_m = X_1^{(m)}$  in (13), the ordered statistic scheme defined in (14) provides a simple way of sampling the rejected particle from the discrete distribution (15).

By definition of (15) we notice that transition type particles  $X_1^{(m)}$  s.t.  $S_2^{(m)} \notin (L_2, U_2)$  have a null weight  $q_1^{(m)} = 0$ . Therefore, they cannot be selected in replacement of the rejected ones. Moreover, the transition type particles  $X_1^{(m)}$  s.t.  $S_2^{(m)} \in (L_2, U_2)$  with a large probability  $g(\hat{S}_1^{(m)}, S_2^{(m)})$  of non hitting the barrier within  $[t_0, t_1]$  are more likely to be selected (in replacement of the rejected ones).

- Repeat Step 1 to Step 3 for time steps  $[t_2, t_3], \dots, [t_{N-1}, t_N]$ .

Calculate the final unbiased estimator

$$\hat{Q}_C^{SMC} = B_{0,T} \times \left[ \prod_{p=0}^{N-1} \frac{1}{M} \sum_{m=1}^M G_p(X_p^{(m)}) \right] \times \frac{1}{M} \sum_{m=1}^M H(X_N^{(m)})$$

Note that  $H(X_N^{(m)}) = h(\hat{S}_N^{(m)})$ , i.e. payoff at maturity is calculated using particles  $\hat{S}_N^{(m)}$  after rejection-recycling at maturity  $t_N = T$ .

The proof of the unbiasedness properties of these estimators is provided in Section 4.3.

In much the same way, an unbiased estimator of  $Q_D$  defined in (10) is given by

$$\hat{Q}_D^{SMC} = B_{0,T} \times \left[ \prod_{p=0}^{N-1} \frac{1}{M} \sum_{m=1}^M \tilde{G}_p(\tilde{X}_p^{(m)}) \right] \times \frac{1}{M} \sum_{m=1}^M H(\tilde{X}_N^{(m)}), \quad (16)$$

where  $(\tilde{X}_p^{(m)})_{0 \leq p \leq N}$ ,  $1 \leq m \leq M$ , stands for the  $M$ -particle model defined as  $(\tilde{X}_p^{(m)})_{0 \leq p \leq N}$  by replacing in the description of the particle model given above the potential functions  $(G_p)_{0 \leq p \leq N}$  by the indicator potential functions  $(\tilde{G}_p)_{0 \leq p \leq N}$ .

In both cases, it may happen that all the particles exit the barrier after some proposition stage. In this case, we use the convention that the above estimates are null.

One way to solve this problem is to consider the Feynman-Kac description (11) for alternative option price expression (22) presented in Appendix. In this context, an unbiased estimator of  $Q_0$  is given by

$$\widehat{Q}_C^{SMC} = B_{0,T} \times \left[ \prod_{p=0}^{N-1} \frac{1}{M} \sum_{m=1}^M \widehat{G}_p(\widehat{X}_p^{(m)}) \right] \times \frac{1}{M} \sum_{m=1}^M H(\widehat{X}_N^{(m)}), \quad (17)$$

where  $(\widehat{X}_p^{(m)})_{0 \leq p \leq N}$ ,  $1 \leq m \leq M$ , stands for the  $M$ -particle model defined as  $(X_p^{(m)})_{0 \leq p \leq N}$  by replacing in the description of the particle model given above the potential functions  $(G_p)_{0 \leq p \leq N}$  by the potential functions  $(\widehat{G}_p)_{0 \leq p \leq N}$ .

Figure 1 presents an illustration of the algorithm with  $M = 6$  particles. In this particular case, we simulate six particles at time  $t_1$  (starting from  $S_0$ ). Then particle  $S_1^{(4)}$  is rejected and resampled (moved to position  $S_1^{(1)}$ ), particle  $S_1^{(6)}$  is rejected and moved to position  $S_1^{(3)}$ . Then two particles located at  $S_1^{(3)}$  will generate two particles at  $t_2$ , two particles located at  $S_1^{(1)}$  will generate two particles at  $t_2$ , etc. For each time slice including the last  $t_N$ , after resampling, we have six particles above the barrier. Note that it is possible that  $S_1^{(1)}, S_1^{(2)}, S_1^{(3)}, S_1^{(5)}$  are also rejected in the case of continuously monitored barrier.

### 4.3 Unbiasedness properties

The objective of this section is to show that the  $M$ -particle estimate  $\widehat{Q}_0^{SMC}$  is unbiased. The unbiased property is not so obvious mainly because it is based on biased  $M$ -empirical measures  $\eta_N^M$ . It is clearly out of the scope of this study to present a quantitative analysis of these biased properties, we refer the reader to the monographs [5, 6], and references therein. For instance, one can prove that

$$\sup_{\|\varphi\| \leq 1} \|E(\eta_N^M(\varphi)) - \eta_N(\varphi)\| \leq c(N)/M$$

for some finite positive constant  $c(N)$  whose values only depend on the time horizon  $N$ .

Before to proceed, it is convenient to introduce some mathematical objects. We observe that

$$\widehat{Q}_0^{SMC} = B_{0,T} \times \gamma_N^M(1) \times \eta_N^M(H)$$

with the empirical measures  $\eta_N^M$  given by

$$\eta_N^M(H) = \frac{1}{M} \sum_{m=1}^M H(X_N^{(m)})$$

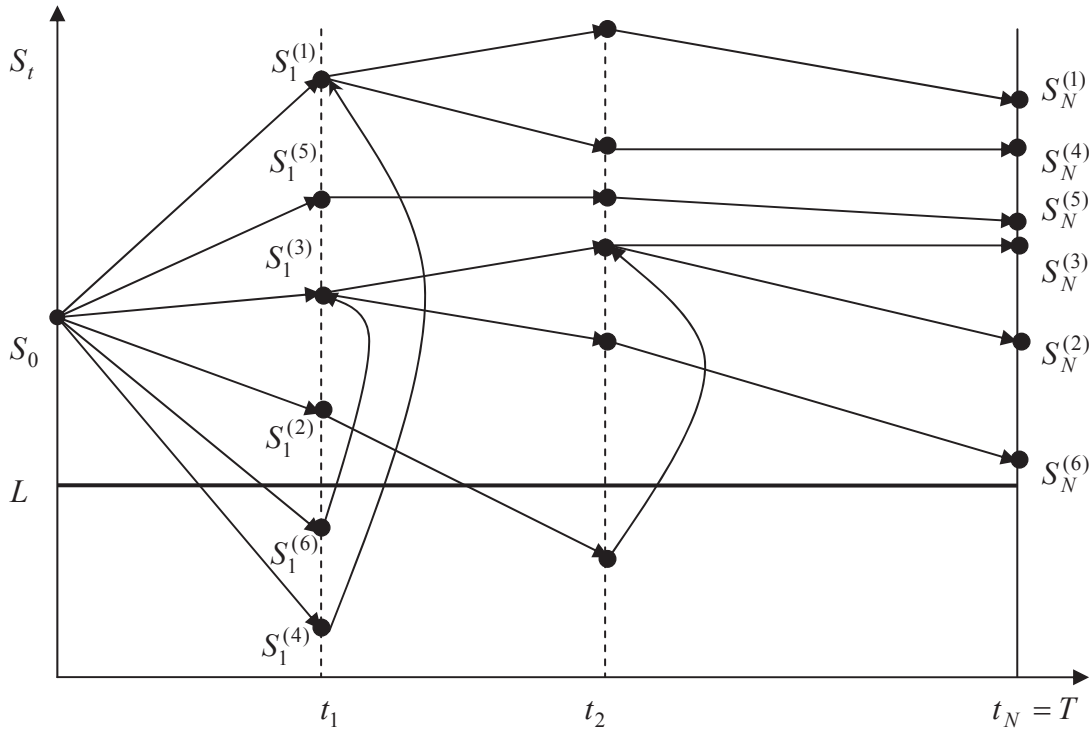


Figure 1: Illustration of Sequential Monte Carlo algorithm to calculate barrier option with the lower barrier at level  $L$ . Particle  $S_1^{(4)}$  is rejected and moved to position  $S_1^{(1)}$  (resampled), particle  $S_1^{(6)}$  is rejected and moved to position  $S_1^{(3)}$ , etc. Note that it is possible that  $S_1^{(1)}, S_1^{(2)}, S_1^{(3)}, S_1^{(5)}$  are also rejected in the case of continuously monitored barrier.

and the  $M$ -particle normalizing constants

$$\gamma_N^M(1) = \prod_{p=0}^{N-1} \frac{1}{M} \sum_{m=1}^M G_p(X_p^{(m)}) = \prod_{p=0}^{N-1} \eta_p^M(G_p).$$

In this notation, the  $M$ -particle approximations of the Feynman-Kac measures  $\gamma_N$  are given for any  $\varphi$  by

$$\gamma_N^M(\varphi) := \gamma_N^M(1) \times \eta_N^M(\varphi) \quad \Rightarrow \quad \widehat{Q}_0^{SMC} = B_{0,T} \times \gamma_N^M(H)$$

By construction, we also have that

$$\begin{aligned} & E \left( \eta_N^M(H) \mid \left( X_0^{(m)}, \dots, X_{N-1}^{(m)} \right)_{1 \leq m \leq M} \right) \\ &= E \left( H \left( X_N^{(1)} \right) \mid \left( X_0^{(m)}, \dots, X_{N-1}^{(m)} \right)_{1 \leq m \leq M} \right) \\ &= \sum_{1 \leq m \leq M} \frac{G_{N-1}(X_{N-1}^{(m)})}{\sum_{1 \leq m' \leq M} G_{N-1}(X_{N-1}^{(m')})} M_N(H)(X_{N-1}^{(m)}). \end{aligned}$$

This implies that

$$\begin{aligned} & E \left( \gamma_N^M(H) \mid \left( X_0^{(m)}, \dots, X_{N-1}^{(m)} \right)_{1 \leq m \leq M} \right) \\ &= \left[ \prod_{p=0}^{N-1} \eta_p^M(G_p) \right] \frac{1}{N} \sum_{1 \leq m \leq M} \frac{G_{N-1}(X_{N-1}^{(m)})}{\frac{1}{N} \sum_{1 \leq m' \leq M} G_{N-1}(X_{N-1}^{(m')})} M_N(H)(X_{N-1}^{(m)}) \\ &= \left[ \prod_{p=0}^{N-2} \eta_p^M(G_p) \right] \times \eta_{N-1}^M(\mathcal{Q}_N(H)) \end{aligned}$$

This implies that

$$E \left( \gamma_N^M(H) \mid \left( X_0^{(m)}, \dots, X_{N-1}^{(m)} \right)_{1 \leq m \leq M} \right) = \gamma_{N-1}^M(\mathcal{Q}_N(H))$$

and therefore

$$E(\gamma_N^M(H)) = E(\gamma_{N-1}^M(\mathcal{Q}_N(H))).$$

For  $N = 0$ , we use the convention  $\prod_{\emptyset} = 1$  so that

$$\gamma_0^M = \eta_0^M \quad \Rightarrow \quad E(\gamma_0^M(\varphi)) = E(\eta_0^M(\varphi)) = \eta_0(\varphi) = \gamma_0(\varphi)$$

for any function  $\varphi$ . Now, we come to the proof of the unbiasedness property, and we further assume that

$$E(\gamma_n^M(\varphi)) = \gamma_n(\varphi)$$

at some rank  $n$ , for any  $M \geq 1$  and any  $\varphi$ . In this case, arguing as above we have

$$E(\gamma_{n+1}^M(\varphi)) = E(\gamma_n^M(\mathcal{Q}_{n+1}(\varphi))).$$

Under the induction hypothesis, this implies that

$$E(\gamma_{n+1}^M(\varphi)) = \gamma_n(\mathcal{Q}_{n+1}(\varphi)) = \gamma_{n+1}(\varphi).$$

This ends the proof of the unbiasedness property.

## 5 Importance sampling models

The Feynman-Kac representation formulae (9) and their particle interpretations discussed in Section 4.2 are far from being unique. For instance, using (8), for any non negative probability density functions  $\bar{f}(s_n|s_{n-1})$ , we also have that

$$Q_0 = B_{0,T} \int_0^\infty ds_1 \bar{f}(s_1|s_0) \bar{g}(s_0, s_1) 1_{(L_1, U_1)}(s_1) \cdots \int_0^\infty ds_N \bar{f}(s_N|s_{N-1}) \bar{g}(s_{N-1}, s_N) h(s_N) 1_{(L_U, U_N)}(s_N) \quad (18)$$

with the potential functions

$$\bar{g}(\bar{S}_{n-1}, \bar{S}_n) = g(\bar{S}_{n-1}, \bar{S}_n) \times \frac{f(s_n|s_{n-1})}{\bar{f}(s_n|s_{n-1})}.$$

This yields the Feynman-Kac representation

$$Q_0 = B_{0,T} \times E \left( h(\bar{S}_N) \prod_{n=1}^N \bar{G}_n(\bar{S}_{n-1}, \bar{S}_n) \right) \quad (19)$$

in terms of the potential functions

$$\bar{G}_n(\bar{S}_{n-1}, \bar{S}_n) = 1_{(L_n, U_n)}(\bar{S}_n) \bar{g}(\bar{S}_{n-1}, \bar{S}_n)$$

and the Markov chain  $(\bar{S}_n)_{n \geq 0}$ , with

$$\Pr(\bar{S}_n \in ds_n | \bar{S}_{n-1}) = \bar{f}(s_n | \bar{S}_{n-1}) ds_n.$$



The importance sampling formula (19) is rather well known. The corresponding  $M$ -particle consist with  $M$  particles evolving, between the selection times, as independent copies of the twisted Markov chain model  $\bar{S}_n$ ; and the selection/recycling procedure favors transitions  $\bar{S}_{n-1} \rightsquigarrow \bar{S}_n$  that increase density ratio  $f(\bar{S}_n|\bar{S}_{n-1})/\bar{f}(\bar{S}_n|\bar{S}_{n-1})$ .

We end this section with a more sophisticated change of measure related to the payoff functions.

For any sequence of positive potential functions  $(h_n)_{0 \leq n \leq N}$  with  $h_N = h$ , using the fact that

$$h(\bar{S}_N) = \frac{h_N(\bar{S}_N)}{h_{N-1}(\bar{S}_{N-1})} \times \frac{h_{N-1}(\bar{S}_{N-1})}{h_{N-2}(\bar{S}_{N-2})} \times \dots \times \frac{h_1(\bar{S}_1)}{h_0(\bar{S}_0)} \times h_0(\bar{S}_0),$$

we also have that

$$\begin{aligned} Q_0 &= B_{0,T} \times h_0(\bar{s}_0) \times E \left( \prod_{n=1}^N \left( \frac{h_n(\bar{S}_n)}{h_{n-1}(\bar{S}_{n-1})} \bar{G}_n(\bar{S}_{n-1}, \bar{S}_n) \right) \right) \\ &= B_{0,T} \times h_0(\bar{s}_0) \times E \left( \prod_{n=1}^N \check{G}_n(\bar{S}_{n-1}, \bar{S}_n) \right) \end{aligned}$$

with

$$\check{G}_n(\bar{S}_{n-1}, \bar{S}_n) = \bar{G}_n(\bar{S}_{n-1}, \bar{S}_n) \times \frac{h_n(\bar{S}_n)}{h_{n-1}(\bar{S}_{n-1})}$$

For instance, for the payoff functions discussed in the option pricing model (2), we can choose

$$h_N(x) = h(x) = \max(K - x, 0) \quad \text{and} \quad \forall n < N \quad h_n(x) = h(x) + 1 \quad (20)$$

Notice that the  $M$ -particle model associated with the potential functions  $\check{G}_n$  consists from  $M$  particles evolving, between the selection times, as independent copies of the Markov chain  $\bar{S}_n$ ; and the selection/recycling procedure favors transitions  $\bar{S}_{n-1} \rightsquigarrow \bar{S}_n$  that increase the ratio  $h_n(\bar{S}_n)/h_{n-1}(\bar{S}_{n-1})$ . For instance, in the example discussed in (20) the transitions  $\bar{S}_{n-1} \rightsquigarrow \bar{S}_n$  exploring regions far from the strike  $K$  are more likely to duplicate.

## 6 Numerical results

Consider a simple barrier options with constant lower and upper barriers  $L = 90$  and  $U = 110$ , strike  $K = 100$  and maturity  $T = 0.5$  for market data: spot  $S_0 = 100$ , interest rate  $r = 0.1$ , volatility  $\sigma = 0.3$  and zero dividends  $q = 0$ . Exact closed form

solution, SMC and standard MC estimators and estimator efficiencies for this option are presented in Tables 1 and 2 and Figures 2 and 3. We perform  $M = 100,000$  simulations that are repeated 50 times to calculate the final estimates and standard errors. Our calculations are based on equally spaced time slices  $t_1, \dots, t_N$ .

Computing CPU time  $t_{cpu}$  is proportional to the number of simulations  $M$  in MC method (or particles in SMC). Thus, the squared standard error is  $s^2 = \alpha/t_{cpu}$ , where  $\alpha$  depends on the method. To compare the efficiency of the estimators we calculate  $\kappa = \alpha_{MC}/\alpha_{SMC}$ . Interpretation of  $\kappa$  is straightforward; if computing time for SMC estimator is  $t_{SMC}$ , then the computing time for MC estimator to achieve the same accuracy as SMC estimator is  $\kappa \times t_{SMC}$ , i.e.  $\kappa > 1$  indicates that SMC is faster than MC and  $\kappa < 1$  otherwise.

It is easy to see from results that SMC is superior to MC (except limiting case of  $N = 1$  when barrier is monitored at maturity only). Efficiency of SMC improves as the number of time steps increases. It is interesting to note that this increase in the efficiency is not monotonic in the case of continuously monitored barrier as can be seen in Figure 2. This is because for the MC estimator we do not need to calculate probability of barrier hit (7) between sampled asset values for all time steps but only for time steps until simulated path hits the barrier, while for SMC estimators these probabilities should be calculated for all time steps. Computing probabilities (7) in the case of double barrier is computationally expensive relative to other required calculations and this causes non-monotonic behavior in efficiency of SMC estimator.

Other numerical experiments not reported here show that efficiency of SMC estimator improved when barrier become closer, i.e. probability to hit barrier increases. Note that our implementation does not include any standard error reduction techniques such as antithetics and control variates or any parallel computations.

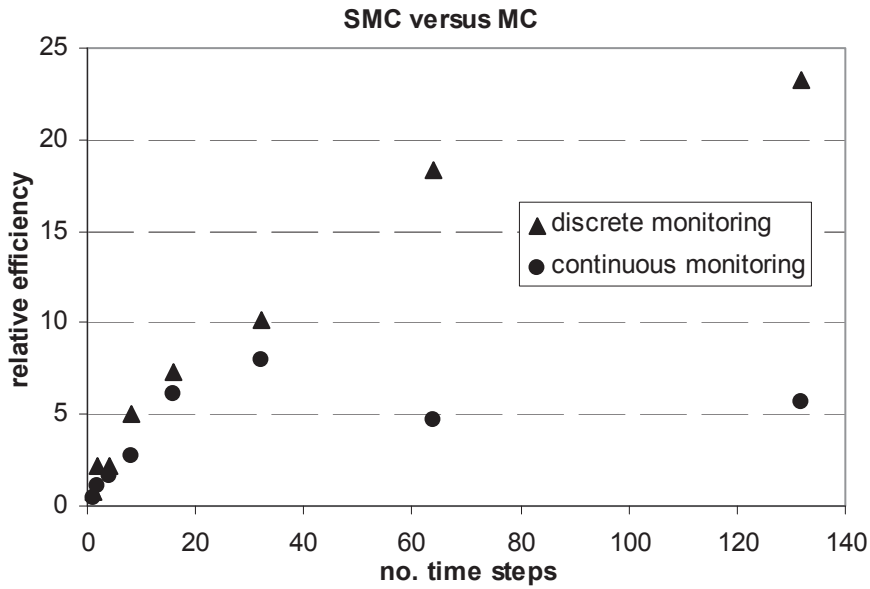


Figure 2: Relative efficiency of SMC estimator versus MC estimator measured by coefficient  $\kappa$  versus number of time steps  $N$  in the case of discretely monitored and continuously monitored barrier. If computing time for SMC estimator is  $t_{SMC}$ , then the computing time for MC estimator to achieve the same accuracy as SMC estimator is  $\kappa \times t_{SMC}$ .

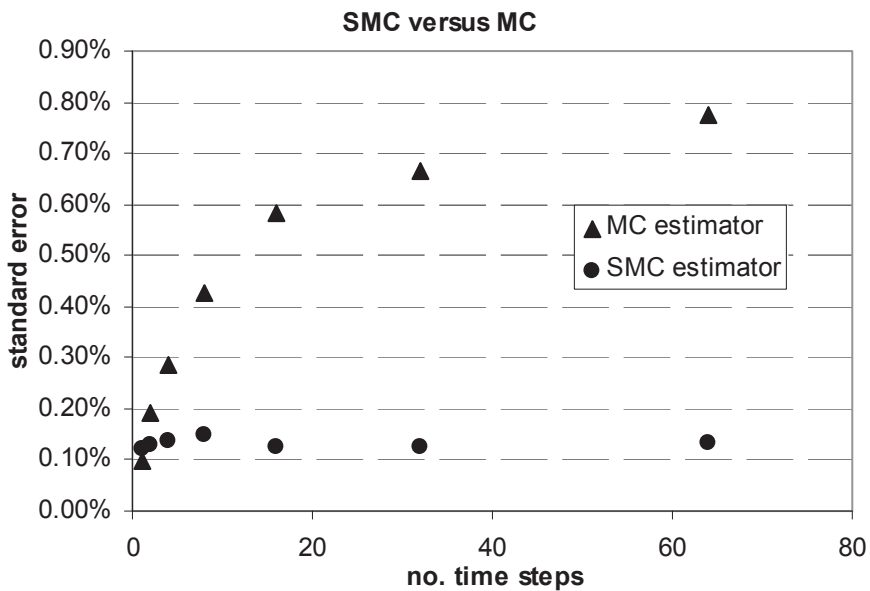


Figure 3: Relative standard error (in percent) of SMC and MC estimators in the case of continuously monitored barrier.

Table 1: Comparison MC,  $\widehat{Q}_C^{MC}$ , and SMC,  $\widehat{Q}_C^{SMC}$ , estimators for continuously monitored barrier with lower barrier 90 and upper barrier 110 ; with the number of time steps  $N$ . Exact price is 0.008061.

$N$	MC(stderr)	SMC(stderr)	$\kappa$
1	0.008069(0.10%)	0.008074(0.12%)	0.38
2	0.008059(0.19%)	0.008077(0.13%)	1.05
4	0.008059(0.29%)	0.008064(0.14%)	1.58
8	0.008033(0.43%)	0.008046(0.15%)	2.73
16	0.008027(0.58%)	0.008066(0.12%)	6.11
32	0.008098(0.67%)	0.008063(0.13%)	7.92
64	0.008001(0.77%)	0.008070(0.13%)	4.68

Table 2: Comparison MC,  $\widehat{Q}_D^{MC}$ , and SMC,  $\widehat{Q}_D^{SMC}$ , estimators for option with discretely monitored barrier as the number of time steps  $N$  increases.

$N$	MC(stderr)	SMC(stderr)	$\kappa$
1	0.8225(0.11%)	0.8229(0.12%)	0.76
2	0.5146(0.16%)	0.5140(0.10%)	2.13
4	0.2985(0.16%)	0.2985(0.10%)	2.22
8	0.1675(0.27%)	0.1684(0.11%)	5.04
16	0.0952(0.33%)	0.0957(0.11%)	7.26
32	0.0568(0.44%)	0.0566(0.13%)	10.2
64	0.0358(0.57%)	0.0361(0.13%)	18.32

## 7 Conclusion and Discussion

In this paper we presented SMC method for pricing barrier options. Numerical experiments demonstrate that SMC estimators are superior to standard MC estimators. General observations include the following.

- Standard error of SMC estimator does not grow as the number of time steps increases while standard error of MC estimator can increase significantly.
- Efficiency of SMC improves as the number of time steps increases.
- Efficiency SMC improves when probability to hit the barrier increases (e.g. upper and lower barrier are getting closer).
- Implementation of SMC requires little extra effort when compared to the standard MC method.
- Both SMC and MC estimators are unbiased.

Further research may consider development of SMC and MC for alternative solution presented in Appendix A. Also note that it is straightforward to calculate knock-in option as the difference between vanilla option (i.e. without barrier) and knock out barrier option, however it may not be straightforward to develop efficient SMC estimator to calculate knock-in directly which is a subject of future research.

## A Alternative Solution

The integral for barrier option price (8) can also be rewritten in terms of the Markov chain  $\hat{S}_n$ , starting at  $\hat{S}_0 = S_0$ , with elementary transitions

$$\Pr\left(\hat{S}_n \in ds_n \mid \hat{S}_{n-1} = s_{n-1}\right) := \frac{\Pr(S_n \in ds_n \mid S_{n-1} = s_{n-1}) 1_{(L_n, U_n)}(s_n)}{\Pr(S_n \in (L_n, U_n) \mid S_{n-1} = s_{n-1})}.$$

We readily check that

$$\hat{S}_n = \hat{S}_{n-1} \exp\left(a_n + b_n \hat{Z}_n\right) \tag{21}$$

with

$$a_n := \left(\mu_n - \frac{1}{2}\sigma_n^2\right)\delta t_n \quad \text{and} \quad b_n := \sigma_n \sqrt{\delta t_n}.$$

In addition, given the state variable  $\widehat{S}_{n-1}$ ,  $\widehat{Z}_n$  stands for a standard Gaussian random variable restricted to the set  $(A_n(\widehat{S}_{n-1}), B_n(\widehat{S}_{n-1}))$ , with

$$A_n(\widehat{S}_{n-1}) := \left[ \ln \left( \frac{L_n}{\widehat{S}_{n-1}} \right) - a_n \right] / b_n \quad \text{and} \quad B_n(\widehat{S}_{n-1}) := \left[ \ln \left( \frac{U_n}{\widehat{S}_{n-1}} \right) - a_n \right] / b_n.$$

Let  $\Phi(x) := \int_{-\infty}^x \frac{1}{\sqrt{2\pi}} e^{-y^2/2} dy$  be the standard Normal (Gaussian) distribution function and its inverse function is  $\Phi^{-1}(\cdot)$ . In this notation, we have that

$$\begin{aligned} \Pr(S_n \in (L_n, U_n) \mid S_{n-1} = s_{n-1}) &= \Pr(Z_n \in (A_n(s_{n-1}), B_n(s_{n-1})) \mid S_{n-1} = s_{n-1}) \\ &= \Phi(B_n(s_{n-1})) - \Phi(A_n(s_{n-1})). \end{aligned}$$

We can also simulate the transition  $\widehat{S}_{n-1} \rightsquigarrow \widehat{S}_n$  by sampling a uniform random variable  $\mathcal{U}_n$  by taking in (21)

$$\widehat{Z}_n := \Phi^{-1} \left[ \Phi \left( A_n(\widehat{S}_{n-1}) \right) + \mathcal{U}_n \left( \Phi \left( B_n(\widehat{S}_{n-1}) \right) - \Phi \left( A_n(\widehat{S}_{n-1}) \right) \right) \right].$$

If we set

$$\varphi_{k-1}(s_{k-1}) := \Pr(S_k \in (L_k, U_k) \mid S_{k-1} = s_{k-1}) = \Phi(B_k(s_{k-1})) - \Phi(A_k(s_{k-1})),$$

then we have that

$$\begin{aligned} &\left\{ \prod_{k=1}^n 1_{(L_k, U_k)}(s_k) \right\} \left\{ \prod_{k=1}^n \Pr(S_k \in ds_k \mid S_{k-1} = s_{k-1}) \right\} \\ &= \left\{ \prod_{k=1}^n \Pr(S_k \in (L_k, U_k) \mid S_{k-1} = s_{k-1}) \right\} \left\{ \prod_{k=1}^n \Pr(\widehat{S}_k \in ds_k \mid \widehat{S}_{k-1} = s_{k-1}) \right\} \\ &= \left\{ \prod_{k=1}^n \varphi_{k-1}(s_{k-1}) \right\} \left\{ \prod_{k=1}^n \Pr(\widehat{S}_k \in ds_k \mid \widehat{S}_{k-1} = s_{k-1}) \right\} \end{aligned}$$

from which we conclude that

$$Q_C = B_{0,T} \times E \left( h(\widehat{S}_N) \prod_{n=1}^N \widehat{G}_{n-1}(\widehat{S}_{n-1}, \widehat{S}_n) \right) \quad (22)$$

with the  $[0, 1]$ -valued potential functions

$$\widehat{G}_{n-1}(\widehat{S}_{n-1}, \widehat{S}_n) := \varphi_{n-1}(\widehat{S}_{n-1}) g(\widehat{S}_{n-1}, \widehat{S}_n). \quad (23)$$

Explicitly, the option price integral becomes

$$\begin{aligned}
Q_C &= B_{0,T} \int_0^1 dw_1 (\Phi(\tilde{U}_1) - \Phi(\tilde{L}_1)) g(s_0, s_1) \cdots \int_0^1 dw_N (\Phi(\tilde{U}_N) - \Phi(\tilde{L}_N)) g(s_{N-1}, s_N) h(s_N) \\
&= B_{0,T} \int_0^1 \cdots \int_0^1 dw_1 \cdots dw_N h(s_N) \prod_{n=1}^N (\Phi(\tilde{U}_n) - \Phi(\tilde{L}_n)) g(s_{n-1}, s_n),
\end{aligned} \tag{24}$$

where

$$\begin{aligned}
\tilde{U}_n &= (\ln(U_n/s_{n-1}) - (\mu_n - \frac{1}{2}\sigma_n^2)\delta t_n) / (\sigma_n \sqrt{\delta t_n}), \\
\tilde{L}_n &= (\ln(L_n/s_{n-1}) - (\mu_n - \frac{1}{2}\sigma_n^2)\delta t_n) / (\sigma_n \sqrt{\delta t_n}), \\
z_n &= \Phi^{-1}[\Phi(\tilde{L}_n) + w_n(\Phi(\tilde{U}_n) - \Phi(\tilde{L}_n))], \\
s_n &= s_{n-1} \exp((\mu_n - \frac{1}{2}\sigma_n^2)\delta t_n + \sigma_n \sqrt{\delta t_n} z_n)
\end{aligned}$$

are calculated from  $w_1, \dots, w_N$  recursively for  $n = 1, 2, \dots, N$  for given  $s_0$ .

## References

- [1] ANDERSEN, L., AND BROTHERTON-RACLIFFE, R. Exact exotics. *Risk* 9, 10 (November 2006), 85–89.
- [2] BEAGLEHOLE, D. R., DYBVIG, P. H., AND ZHOU, G. Going to extremes: Correcting simulation bias in exotic option valuation. *Financial Analyst Journal* (January/February 1997), 62–68.
- [3] BROADIE, M., GLASSERMAN, P., AND KOU, S. A continuity correction for discrete barrier options. *Mathematical Finance* 7 (1997), 325–349.
- [4] CARMONA, R., DEL MORAL, P., HU, P., AND OUDJANE, N. An introduction to particle methods with financial applications. In *Numerical methods in finance*. Springer, 2012, pp. 3–49.
- [5] DEL MORAL, P. *Feynman-Kac Formulae. Genealogical and interacting particle approximations*. Probability and Applications. Springer, 2004.
- [6] DEL MORAL, P. *Mean field simulation for Monte Carlo integration*. Monographs on Statistics and Applied Probability. Chapman and Hall/CRC, 2013.
- [7] DEL MORAL, P., HU, P., AND OUDJANE, N. Snell envelope with small probability criteria. *Applied Mathematics & Optimization* 66, 3 (2012), 309–330.

- [8] DEL MORAL, P., HU, P., OUDJANE, N., AND RÉMILLARD, B. On the robustness of the Snell envelope. *SIAM Journal on Financial Mathematics* 2, 1 (2011), 587–626.
- [9] DEL MORAL, P., RÉMILLARD, B., AND RUBENTHALER, S. Monte Carlo approximations of American options that preserve monotonicity and convexity. In *Numerical methods in finance*. Springer, 2012, pp. 115–143.
- [10] DEWYNNE, J., AND WILMOTT, P. Partial to exotic. *Risk Magazine* (December 1994), 53–57.
- [11] HE, H., KEIRSTEAD, W. P., AND REBHOLZ, J. Double lookbacks. *Mathematical Finance* 8, 3 (1998), 201–228.
- [12] HEYNEN, R., AND KAT, H. Crossing barriers. *Risk* 7, 6 (1994), 46–51.
- [13] HEYNEN, R., AND KAT, H. Partial barrier options. *The Journal of Financial Engineering* 3, 3 (1994), 253–274.
- [14] HULL, J. C., AND WHITE, A. D. Efficient procedures for valuing European and American path-dependent options. *The Journal of Derivatives* 1, 1 (1993), 21–31.
- [15] KAT, H. M., AND VERDONK, L. T. Tree surgery. *Risk Magazine* 8, 2 (1995), 53–56.
- [16] KUNITOMO, N., AND IKEDA, M. Pricing options with curved boundaries<sup>1</sup>. *Mathematical finance* 2, 4 (1992), 275–298.
- [17] MERTON, R. C. Theory of rational option pricing. *The Bell Journal of Economics and Management Science* 4 (1973), 141–183.
- [18] RUBINSTEIN, M., AND REINER, E. Breaking down the barriers. *Risk* 4, 8 (1991), 28–35.
- [19] SHEVCHENKO, P. V. Addressing the bias in Monte Carlo pricing of multi-asset options with multiple barriers through discrete sampling. *The Journal of Computational Finance* 6, 3 (2003), 1–20.