

## Next-to-Next-to-Leading Order QCD Corrections to Higgs Boson Pair Production

---

**Daniel de Florian<sup>a</sup> and Javier Mazzitelli<sup>\*a,b</sup>**

<sup>a</sup>*Departamento de Física, FCEyN, Universidad de Buenos Aires  
(1428) Pabellón 1, Ciudad Universitaria, Capital Federal, Argentina*

<sup>b</sup>*Deutsches Elektronensynchrotron DESY  
Platanenallee 6, D-15738 Zeuthen, Germany*

*E-mail: deflo@df.uba.ar, jmazzi@df.uba.ar*

We present the Higgs boson pair production cross section at next-to-next-to-leading order in QCD within the large top-mass approximation. Numerical results for the LHC are provided, finding an increase of  $\mathcal{O}(20\%)$  with respect to the previous order prediction and a substantial reduction in the scale dependence. We normalize our results using the full top- and bottom-mass dependence at leading order.

*Loops and Legs in Quantum Field Theory - LL 2014,  
27 April - 2 May 2014  
Weimar, Germany*

---

\*Speaker.

## 1. INTRODUCTION

Recently, both ATLAS [1] and CMS [2] collaborations discovered a new boson at the Large Hadron Collider (LHC), whose properties are so far compatible with the long sought standard model (SM) Higgs boson [3–5]. In order to decide whether this particle is indeed responsible for the electroweak symmetry breaking, a precise measurement of its couplings to fermions, gauge bosons and its self-interactions is needed. In particular, the knowledge of the Higgs self-couplings is the only way to reconstruct the scalar potential.

The possibility of observing Higgs pair production at the LHC have been discussed in Refs. [6–14]. In general, it has been shown that despite the smallness of the signal and the large background its measurement can be achieved at a luminosity-upgraded LHC.

The dominant mechanism for SM Higgs pair production at hadron colliders is gluon fusion, mediated by a heavy-quark loop. The leading-order (LO) cross section has been calculated in Refs. [15–17]. The next-to-leading order (NLO) QCD corrections have been evaluated in Ref. [18] within the large top-mass approximation and found to be large, with an inclusive  $K$  factor close to 2. The finite top-mass effects were analysed at this order in Ref. [19], finding that a precision of  $\mathcal{O}(10\%)$  can be achieved if the exact top-mass leading-order cross section is used to normalize the corrections.

Given the size of the NLO corrections, it is necessary to reach higher orders to provide accurate theoretical predictions. In this proceeding we present the next-to-next-to-leading order (NNLO) corrections for the inclusive Higgs boson pair production cross section [20].

## 2. DESCRIPTION OF THE CALCULATION

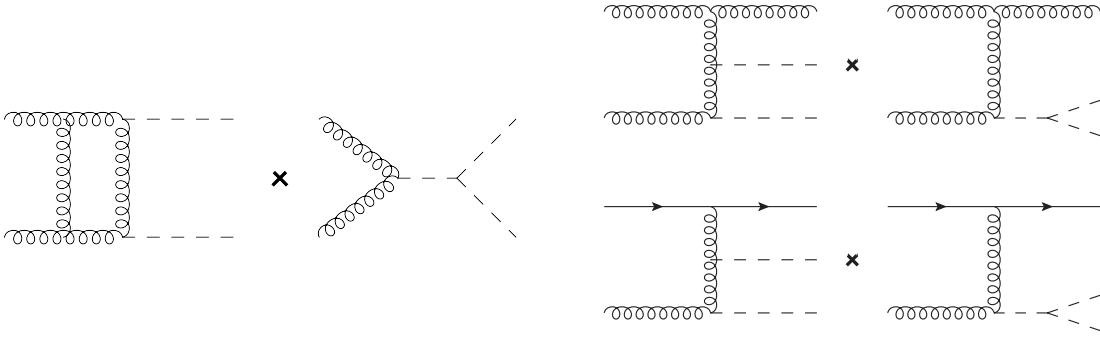
The effective single and double-Higgs coupling to gluons is given, within the large top-mass approximation, by the following Lagrangian

$$\mathcal{L}_{\text{eff}} = -\frac{1}{4}G_{\mu\nu}G^{\mu\nu} \left( C_H \frac{H}{v} - C_{HH} \frac{H^2}{v^2} \right). \quad (2.1)$$

Here  $G_{\mu\nu}$  stands for the gluonic field strength tensor and  $v \simeq 246 \text{ GeV}$  is the Higgs vacuum expectation value. While the  $\mathcal{O}(\alpha_S^3)$  of the  $C_H$  expansion is known [21, 22], the QCD corrections of  $C_{HH}$  are only known up to  $\mathcal{O}(\alpha_S^2)$  [23]. Up to that order, both expansions yield the same result.

The NNLO contributions to the SM Higgs boson pair production squared matrix element can be separated into two different classes: (a) those containing two gluon-gluon-Higgs vertices (either  $ggH$  or  $ggHH$ ) and (b) those containing three or four effective vertices. Given the similarity between  $ggH$  and  $ggHH$  vertices, the contributions to the class (a) are equal to those of single Higgs production, except for an overall LO normalization (assuming that  $C_H = C_{HH}$  up to  $\mathcal{O}(\alpha_S^2)$ ). These results can be obtained from Refs. [24–26].

Contributions to the class (b) first appear at NLO as a tree-level contribution to the subprocess  $gg \rightarrow HH$ , given that each  $ggH$  and  $ggHH$  vertex is proportional to  $\alpha_S$ . Then, at NNLO we have one-loop corrections and single real emission corrections. The virtual corrections only involve the gluon initiated partonic channel. The remaining contributions involve the partonic subprocesses  $gg \rightarrow HH + g$  and  $qg \rightarrow HH + q$  (with the corresponding crossings). Examples of the Feynman diagrams involved in the calculation are shown in Figure 1.



**Figure 1:** Example of Feynman diagrams needed for the NNLO calculation for the virtual corrections (left) and the real corrections (right) for  $gg \rightarrow HHg$  (top) and  $qg \rightarrow HHq$  (bottom) subprocesses. Other parton subprocesses can be obtained from crossings.

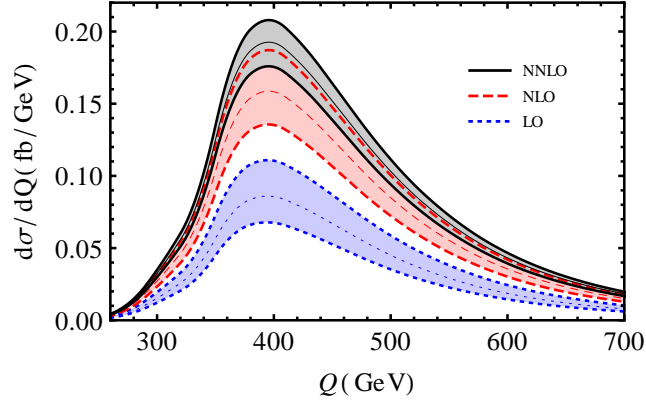
For both virtual and real corrections, we used the MATHEMATICA packages FEYNARTS [27] and FEYN CALC [28] in order to generate the Feynman diagrams and evaluate the corresponding amplitudes. The calculation was performed using nonphysical polarizations, which we cancel by including ghosts in the initial and final states. We used the FIRE algorithm [29] to reduce the virtual contributions into master integrals, which were obtained from Ref. [30]. For the real emission processes we used the Frixione, Kunszt, and Signer subtraction method [31] in order to subtract the soft and collinear divergencies. Further details of the calculation, together with the explicit expressions for the NNLO results, can be found in Refs. [20, 32].

### 3. PHENOMENOLOGY

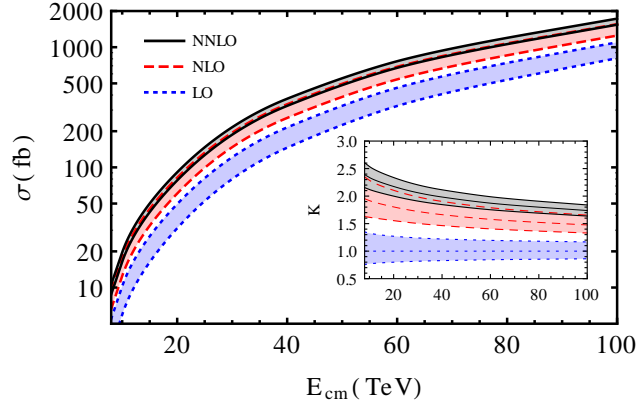
Here we present the numerical results for the LHC. At each order, we use the corresponding MSTW2008 [33] set of parton distributions and QCD coupling. We recall that we always normalize our results using the exact top- and bottom-mass dependence at LO. For this analysis we use  $M_H = 126 \text{ GeV}$ ,  $M_t = 173.18 \text{ GeV}$  and  $M_b = 4.75 \text{ GeV}$ . The bands of all the plots are obtained by varying independently the factorization and renormalization scales in the range  $0.5 Q \leq \mu_F, \mu_R \leq 2 Q$ , with the constraint  $0.5 \leq \mu_F/\mu_R \leq 2$ , being  $Q$  the invariant mass of the Higgs pair system.

We assume for the phenomenological results that the two-loop corrections to the effective vertex  $ggHH$  are the same than those of  $ggH$  (that is  $C_{HH}^{(2)} = C_H^{(2)}$ , following the notation of Ref. [32]), as it happens at one-loop order. We change its value in the range  $0 \leq C_{HH}^{(2)} \leq 2C_H^{(2)}$  in order to evaluate the impact of this unknown coefficient and find a variation in the total cross section of less than 2.5%.

In Figure 2 we present the LO, NLO and NNLO predictions for the hadronic cross section at the LHC as a function of the Higgs pair invariant mass, for a c.m. energy  $E_{cm} = 14 \text{ TeV}$ . As can be noticed from the plot, only at this order the first sign of convergence of the perturbative series appears, finding a nonzero overlap between the NLO and NNLO bands. Second order corrections are sizeable, this is noticeable already at the level of the total inclusive cross sections, where the increase with respect to the NLO result is of  $\mathcal{O}(20\%)$ , and the  $K$  factor with respect to the LO prediction is about  $K_{\text{NNLO}} = 2.3$ . The scale dependence is clearly reduced at this order, resulting



**Figure 2:** Higgs pair invariant mass distribution at LO (dotted blue), NLO (dashed red) and NNLO (solid black) for the LHC at c.m. energy  $E_{cm} = 14$  TeV. The bands are obtained by varying  $\mu_F$  and  $\mu_R$  in the range  $0.5Q \leq \mu_F, \mu_R \leq 2Q$  with the constraint  $0.5 \leq \mu_F/\mu_R \leq 2$ .



**Figure 3:** Total cross section as a function of the c.m. energy  $E_{cm}$  for the LO (dotted blue), NLO (dashed red) and NNLO (solid black) prediction. The bands are obtained by varying  $\mu_F$  and  $\mu_R$  as indicated in the main text. The inset plot shows the corresponding  $K$  factors.

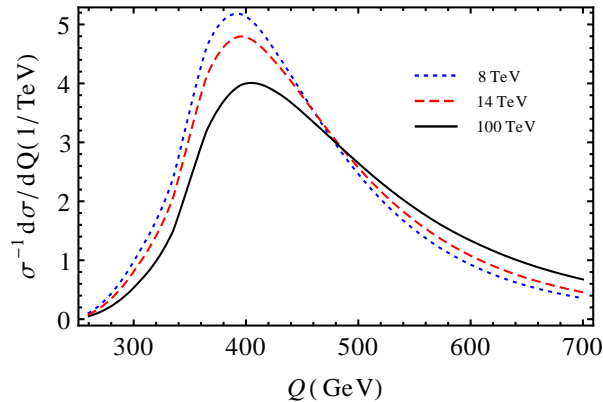
in a variation of about  $\pm 8\%$  around the central value, compared to a total variation of  $\mathcal{O}(\pm 20\%)$  at NLO.

In Figure 3 we show the total cross section as a function of the c.m. energy  $E_{cm}$ , in the range from 8 TeV to 100 TeV. We can observe that the size of the NLO and NNLO corrections is smaller as the c.m. energy increases. We can also notice that the scale dependence is substantially reduced in the whole range of energies when we include the second order corrections. The ratio between NNLO and NLO predictions as a function of the c.m. energy is quite flat, running from 1.22 at 8 TeV to 1.18 at 100 TeV. On the other hand, the ratio between NNLO and LO runs from 2.39 to 1.74 in the same range of energies.

Finally, we present in Table 1 the value of the NNLO cross section for  $E_{cm} = 8, 14, 33$  and 100 TeV. We have taken into account three sources of theoretical uncertainties: missing higher orders in the QCD perturbative expansion, which are estimated by the scale variation, and uncertainties in the determination of the parton flux and strong coupling. To estimate the parton distributions and coupling constant uncertainties we used the MSTW2008 90% C.L. error PDF

$E_{cm}$	8 TeV	14 TeV	33 TeV	100 TeV
$\sigma_{\text{NNLO}}$	9.76 fb	40.2 fb	243 fb	1638 fb
Scale [%]	+9.0 – 9.8	+8.0 – 8.7	+7.0 – 7.4	+5.9 – 5.8
PDF [%]	+6.0 – 6.1	+4.0 – 4.0	+2.5 – 2.6	+2.3 – 2.6
PDF+ $\alpha_S$ [%]	+9.3 – 8.8	+7.2 – 7.1	+6.0 – 6.0	+5.8 – 6.0

**Table 1:** Total cross section as a function of the c.m. energy at NNLO accuracy. We use the exact LO prediction to normalize our results. The different sources of theoretical uncertainties are discussed in the main text.



**Figure 4:** Higgs pair invariant mass distribution at NNLO for the LHC at c.m. energy of 8 TeV (dotted blue), 14 TeV (dashed red) and 100 TeV (solid black), normalized by the total cross section.

sets [34], which are known to provide very close results to the PDF4LHC working group recommendation for the envelope prescription [35]. As we can observe from Table 1, nonperturbative and perturbative uncertainties are of the same order.

It is worth noticing that the soft-virtual approximation, which was presented in Ref. [32], gives an extremely accurate prediction for the NNLO cross section, overestimating for example the  $E_{cm} = 14$  TeV result by less than 2%. As expected, this approximation works even better than for single Higgs production, due to the larger invariant mass of the final state.

As was mentioned before, the finite top-mass effects were analysed in Ref. [19]. They found that these terms provide an increase of  $\mathcal{O}(10\%)$  in the NLO prediction at  $E_{cm} = 14$  TeV. This means that the NLO contribution separately is underestimated by about a 20% in the large top-mass limit. If this is the case also at the next order, then the finite top-mass contributions are expected to have an effect of  $\mathcal{O}(5\%)$  in the NNLO prediction (provided that the exact LO is used to normalize the results, and that the finite top-mass effects are included at NLO). At higher collider energies the approximation is expected to be less accurate, given that larger invariant masses of the Higgs pair system are involved.

To analyse this statement, we show in Figure 4 the invariant mass distribution at NNLO for  $E_{cm} = 8, 14$  and 100 TeV, normalized by the total cross section. We can observe that the maximum of the distribution is approximately in the same position, but the bulk of the the cross section shifts towards larger values of  $Q$ . Nevertheless, this shift is not really dramatic: at 8, 14 and 100 TeV the

70% of the inclusive cross section comes from  $Q < 485, 505$  and  $550$  GeV respectively. Then, the effective theory could be still reliable to compute the NNLO corrections for large collider energies.

## ACKNOWLEDGEMENTS

This work was supported in part by UBACYT, CONICET, ANPCyT and the Research Executive Agency (REA) of the European Union under the Grant Agreement number PITN-GA-2010-264564 (LHCPhenoNet).

## References

- [1] ATLAS Collaboration, G. Aad et al., *Observation of a new particle in the search for the Standard Model Higgs boson with the ATLAS detector at the LHC*, *Phys.Lett.* **B716** (2012) 1–29, [arXiv:1207.7214].
- [2] CMS Collaboration, S. Chatrchyan et al., *Observation of a new boson at a mass of 125 GeV with the CMS experiment at the LHC*, *Phys.Lett.* **B716** (2012) 30–61, [arXiv:1207.7235].
- [3] F. Englert and R. Brout, *Broken Symmetry and the Mass of Gauge Vector Mesons*, *Phys.Rev.Lett.* **13** (1964) 321–323.
- [4] P. W. Higgs, *Broken Symmetries and the Masses of Gauge Bosons*, *Phys.Rev.Lett.* **13** (1964) 508–509.
- [5] P. W. Higgs, *Broken symmetries, massless particles and gauge fields*, *Phys.Lett.* **12** (1964) 132–133.
- [6] U. Baur, T. Plehn, and D. L. Rainwater, *Determining the Higgs boson selfcoupling at hadron colliders*, *Phys.Rev.* **D67** (2003) 033003, [hep-ph/0211224].
- [7] M. J. Dolan, C. Englert, and M. Spannowsky, *Higgs self-coupling measurements at the LHC*, *JHEP* **1210** (2012) 112, [arXiv:1206.5001].
- [8] A. Papaefstathiou, L. L. Yang, and J. Zurita, *Higgs boson pair production at the LHC in the  $b\bar{b}W^+W^-$  channel*, *Phys.Rev.* **D87** (2013) 011301, [arXiv:1209.1489].
- [9] J. Baglio, A. Djouadi, R. Gr uber, M. M ijhleitner, J. Quevillon, et al., *The measurement of the Higgs self-coupling at the LHC: theoretical status*, *JHEP* **1304** (2013) 151, [arXiv:1212.5581].
- [10] U. Baur, T. Plehn, and D. L. Rainwater, *Probing the Higgs selfcoupling at hadron colliders using rare decays*, *Phys.Rev.* **D69** (2004) 053004, [hep-ph/0310056].
- [11] M. J. Dolan, C. Englert, and M. Spannowsky, *New Physics in LHC Higgs boson pair production*, *Phys.Rev.* **D87** (2013), no. 5 055002, [arXiv:1210.8166].
- [12] F. Goertz, A. Papaefstathiou, L. L. Yang, and J. Zurita, *Higgs Boson self-coupling measurements using ratios of cross sections*, *JHEP* **1306** (2013) 016, [arXiv:1301.3492].
- [13] D. Y. Shao, C. S. Li, H. T. Li, and J. Wang, *Threshold resummation effects in Higgs boson pair production at the LHC*, arXiv:1301.1245.
- [14] M. Gouzevitch, A. Oliveira, J. Rojo, R. Rosenfeld, G. P. Salam, et al., *Scale-invariant resonance tagging in multijet events and new physics in Higgs pair production*, *JHEP* **1307** (2013) 148, [arXiv:1303.6636].
- [15] E. N. Glover and J. van der Bij, *HIGGS BOSON PAIR PRODUCTION VIA GLUON FUSION*, *Nucl.Phys.* **B309** (1988) 282.

- [16] O. J. Eboli, G. Marques, S. Novaes, and A. Natale, *TWIN HIGGS BOSON PRODUCTION*, *Phys.Lett.* **B197** (1987) 269.
- [17] T. Plehn, M. Spira, and P. Zerwas, *Pair production of neutral Higgs particles in gluon-gluon collisions*, *Nucl.Phys.* **B479** (1996) 46–64, [hep-ph/9603205].
- [18] S. Dawson, S. Dittmaier, and M. Spira, *Neutral Higgs boson pair production at hadron colliders: QCD corrections*, *Phys.Rev.* **D58** (1998) 115012, [hep-ph/9805244].
- [19] J. Grigo, J. Hoff, K. Melnikov, and M. Steinhauser, *On the Higgs boson pair production at the LHC*, *Nucl.Phys.* **B875** (2013) 1–17, [arXiv:1305.7340].
- [20] D. de Florian and J. Mazzitelli, *Higgs Boson Pair Production at Next-to-Next-to-Leading Order in QCD*, *Phys. Rev. Lett.* **111**, **201801** (2013) 201801, [arXiv:1309.6594].
- [21] M. Kramer, E. Laenen, and M. Spira, *Soft gluon radiation in Higgs boson production at the LHC*, *Nucl.Phys.* **B511** (1998) 523–549, [hep-ph/9611272].
- [22] K. Chetyrkin, B. A. Kniehl, and M. Steinhauser, *Hadronic Higgs decay to order  $\alpha_s^4$* , *Phys.Rev.Lett.* **79** (1997) 353–356, [hep-ph/9705240].
- [23] A. Djouadi, M. Spira, and P. Zerwas, *Production of Higgs bosons in proton colliders: QCD corrections*, *Phys.Lett.* **B264** (1991) 440–446.
- [24] R. V. Harlander and W. B. Kilgore, *Next-to-next-to-leading order Higgs production at hadron colliders*, *Phys.Rev.Lett.* **88** (2002) 201801, [hep-ph/0201206].
- [25] C. Anastasiou and K. Melnikov, *Higgs boson production at hadron colliders in NNLO QCD*, *Nucl.Phys.* **B646** (2002) 220–256, [hep-ph/0207004].
- [26] V. Ravindran, J. Smith, and W. L. van Neerven, *NNLO corrections to the total cross-section for Higgs boson production in hadron hadron collisions*, *Nucl.Phys.* **B665** (2003) 325–366, [hep-ph/0302135].
- [27] T. Hahn, *Generating Feynman diagrams and amplitudes with FeynArts 3*, *Comput.Phys.Commun.* **140** (2001) 418–431, [hep-ph/0012260].
- [28] R. Mertig, M. Bohm, and A. Denner, *FEYN CALC: Computer algebraic calculation of Feynman amplitudes*, *Comput.Phys.Commun.* **64** (1991) 345–359.
- [29] A. Smirnov, *Algorithm FIRE – Feynman Integral REDuction*, *JHEP* **0810** (2008) 107, [arXiv:0807.3243].
- [30] R. K. Ellis and G. Zanderighi, *Scalar one-loop integrals for QCD*, *JHEP* **0802** (2008) 002, [arXiv:0712.1851].
- [31] S. Frixione, Z. Kunszt, and A. Signer, *Three jet cross-sections to next-to-leading order*, *Nucl.Phys.* **B467** (1996) 399–442, [hep-ph/9512328].
- [32] D. de Florian and J. Mazzitelli, *Two-loop virtual corrections to Higgs pair production*, *Phys.Lett.* **B724** (2013) 306–309, [arXiv:1305.5206].
- [33] A. Martin, W. Stirling, R. Thorne, and G. Watt, *Parton distributions for the LHC*, *Eur.Phys.J.* **C63** (2009) 189–285, [arXiv:0901.0002].
- [34] A. Martin, W. Stirling, R. Thorne, and G. Watt, *Uncertainties on  $\alpha_s$  in global PDF analyses and implications for predicted hadronic cross sections*, *Eur.Phys.J.* **C64** (2009) 653–680, [arXiv:0905.3531].
- [35] M. Botje, J. Butterworth, A. Cooper-Sarkar, A. de Roeck, J. Feltesse, et al., *The PDF4LHC Working Group Interim Recommendations*, arXiv:1101.0538.