

# Impact of Two Realistic Mobility Model for Vehicular Safety Applications

Md. Habibur Rahman  
Dept. of Computer Science  
American International University-Bangladesh  
Dhaka, Bangladesh  
E-mail: mmmhabib@gmail.com

Mohammad Nasiruddin  
Dept. of Computer Science  
Univ. Grenoble Alpes  
Grenoble, France  
E-mail: mohammadnasiruddin@gmail.com

**Abstract**—Vehicular safety applications intended for VANETs. It can be separated by inter-vehicle communication. It is needed for a vehicle can travel safety with high velocity and must interconnect quickly dependably. In this work, examined the impact of the IDM-IM and IDM-LC mobility model on AODV, AOMDV, DSDV and OLSR routing protocol using Nakagami propagation model and IEEE 802.11p MAC protocol in a particular urban scenario of Dhaka city. The periodic broadcast (PBC) agent is employed to transmit messages between vehicles in case of emergency or collision avoidance for vehicular safety communication. The simulation results recommend numerous concerns such as lower packet drop rate, delay, jitter, route cost and mean-hop is necessary to be measured before developing a robust safety application of VANET.

**Keywords**—VANET; AODV; AOMDV, DSDV; OLSR; IDM-IM; IDM-LC; PBC; IEEE 802.11p; Nakagami

## I. INTRODUCTION

Vehicular Ad-Hoc Network (VANET) sports vehicles to communicate with each other via vehicle-to-infrastructure (V2I) communications mode and vehicles can interconnect with each other via vehicle-to-vehicle (V2V) communications mode [1]. It offers the timely information to a driver that enables them to predict vehicle collision avoidance, improve congestion, lane change and construction site warning [2]. Vehicular communications systems have drawn fast research attention due to the potential to improve efficiency and safety of car traffic as well as soul and property protection. The IEEE 802.11p standard is used for independent vehicles approaching an intersection use Dedicated Short Range Communications (DSRC) and Wireless Access in a Vehicular Environment (WAVE) to periodically send information such as location, heading and intersection crossing purposes to other vehicles [3]. The signal propagation within DSRC channel can be affected by fading in an urban intersection. To surmount this trouble, various research studies have demonstrated that the nakagami radio propagation model is rather suited for urban scenario [2]-[4]. In VANETs, the routing protocol operation is regarded by various elements such as communication mode, vehicle/node density fluctuations, and guest/vehicle mobility pattern. For realistic vehicular mobility pattern, VanetMobiSim can provide an actual mobility scenario of a specific area [5]. In this work, the periodic broadcast (PBC) agent, is utilized for sending safety message between vehicles in case of emergency or collision avoidance. The IEEE 802.11p MAC protocol and

Nakagami radio propagation model is used to get better performance on VANETs. The VanetMobiSim is used to generate realistic vehicular traffic of a particular area of Dhaka city. For experimental evaluations, compared the impact of IDM-IM and IDM-LC on AODV, AOMDV, DSDV and OLSR with respect to several QoS metrics such as Delay, Jitter, Throughput, and other performance metrics such as Average throughput, Normalized Routing Load (NRL), Route Cost, Mean hop and Packet Delivery Ratio (PDR).

## II. RELATED RESEARCH

In [2], the authors investigated that Nakagami propagation model outperforms than TwoRayGround model in an urban scenario for AODV and OLSR routing protocol using IEEE 802.11p MAC protocol. In [4], the authors evaluated the performance of AODV and OLSR routing protocol using Nakagami radio propagation model with IEEE 802.11p MAC protocol. In [5], the author evaluated the performance of VANETs by integrating clustering of different areas and traffic lights via IDM-IM uses AODV and AOMDV protocols with two different types of CBR traffic source connection with existing IEEE 802.11b MAC protocol and TwoRayGround propagation model. In [1], the authors demonstrated the impact of mobility model of IEEE 802.11p performance of vehicular network by investigating certain mobility factors such as relative speed. It holds an important impact on channel access at the MAC layer, brushing off the number of communicating nodes. In [11], the authors have offered that 802.11p gives effective service differentiation mechanism that can be appropriate for the mission-critical ITS application. They evaluated the MAC layer performance without putting on any realistic vehicular mobility model. The operation of IEEE 802.11p MAC sub-layer, principally for the V2V model [1], [11], [12]. Various researchers have used TwoRayGround model instead of Nakagami propagation model for comparing the VANETs performance using different routing protocol, traffic design and various mobility models [5]-[12]. The main drawback of their study is ignoring the safety message transmission in case of emergency or collision avoidance for vehicular communications.

### A. Review of Routing Protocols

Ad-Hoc On-Demand Distance Vector (AODV) routing protocol enables dynamic, on-demand, self-starting, multi-hop

routing between participating mobile nodes wishing to build and sustain an ad-hoc network [2], [13], [14]. Ad-Hoc On-Demand Multipath Distance Vector (AOMDV) calculates multiple loop-free and link-disjoint paths, but clients are unaware of the relative movement and positioning [15], [16]. Destination Sequenced Distance Vector (DSDV) is a proactive routing protocol, where each node maintains routing information for each possible destination and can figure out the looping problem and to cope dynamically with network modifications [17]. To optimize the performance of Optimized Link State Routing (OLSR) protocol, Multipoint Relay (MPR) nodes are used for the number of packets broadcasted on the network is minimized [18].

### B. Propagation Model

The Nakagami radio propagation model is a mathematical general modeling of a radio channel with fading and can provide more configurable parameters to permit a more faithful representation of the wireless communication channel [2]. It can efficiently model the characteristics of different real world scenarios than TwoRayGround model and capable of various scenarios from free space to moderate obstacles to high obstacles can be simulated [4].

### C. Mobility Model

The VanetMobiSim includes vehicle to infrastructure (V2I) and vehicle to vehicle (V2V) association [5]. It is combined the stop signals, traffic lights and activity based macro-mobility with the funding of human mobility dynamics. IDM-IM support smart intersection management as well as slow down and stop at intersections, or act according to traffic lights, if present [19]. In both situations, it only behaves on the first vehicle on each road, as IDM automatically adjusts the behavior of cars behind the leading car. IDM-LC mobility model provides opportunities for vehicles to alteration lane and overtake among vehicles in the presence of multi-lane roads. These two matters are high by the starter of different lanes such as the parting of traffic flows on dissimilar lanes of the similar road and the overtaking model itself [19].

## III. SYSTEM MODEL

Fig. 1 demonstrated a realistic vehicular mobility model in a particular area of Dhaka city using IDM-IM and IDM-LC mobility model to understand the traffic condition of this area. In IDM-IM and IDM-LC, the quantity of interaction with a traffic light is 500. The Traffic light length is 10 seconds. The number of lanes is 2. The maximum number of multi-lane roads are 10. Vehicle length is 5 m. The maximal acceleration of vehicle movement is  $0.6 \text{ m/s}^2$ . The “comfortable” deceleration of vehicle movement is  $0.9 \text{ m/s}^2$ . The minimal distance to a standing node (jam distance) is 1 m. The node’s safe time headway is 0.5 s. The step for recalculating movement parameters is 1 s. The maximum stay duration at destination is 6 s. The minimum stay duration at destination is 2 s. The visibility distance of 200 m. The intersections located at the borders of the map is ignored. In IDM-LC, The politeness factor of drivers when changing lane is 0.5. The threshold acceleration for lane change is  $0.5 \text{ m/s}^2$ .

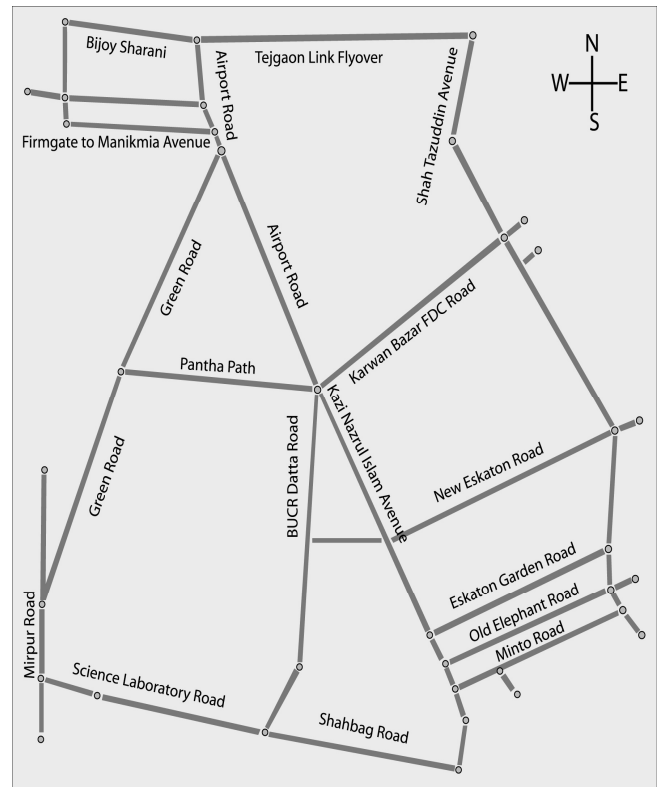


Figure 1. Representation of Vehicular mobility for simulation

### A. Simulation parameter & Quality evaluation

All nodes use 802.11p MAC operating at 6Mbps. The transmission range is 250 m. For experimental purposes, the simulation area is  $1000 \times 1000 \text{ m}^2$ . The real world simulation area is higher than the simulation area used this study. The interface queue length is 50 at each node. The antenna type is Omni-Antenna.

TABLE I. SIMULATION PARAMETERS

Parameter	Value
MAC Type	IEEE 80211p
Channel Type	Wireless
Mobility Model	As explained in section III. A
Simulation Area	$1000 \times 1000 \text{ m}^2$
Simulation Time	100 Sec
Traffic Model	40 CBR connection
Packet Size	512 byte
No. Of Vehicles	100
Vehicle Speed	10 - 80 Km/hr
Packet Rate	4 packets /Sec
Radio Propagation Model	Nakagami
Routing Protocols	AODV, AOMDV, DSDV, OLSR

## B. QoS Metrics

1) *Drop*: The packet drop is counted by the total number of packets dropped when a source vehicle transmitted data packet through the network to the destination vehicle. The packet drop ( $P_d$ ) can be counted by Eq. 1.

$$P_d = \sum P_r - \sum P_s \quad (1)$$

Where  $P_r$  and  $P_s$  are the number of packets received and transmitted respectively.

2) *Throughput*: The throughput is counted as a number of packets that have been efficiently sent to the destination vehicles. The throughput ( $T_h$ ) can be defined as Eq. 2.

$$T_h = \sum N_i \quad (2)$$

Where  $N_i$  is the number of data packet bytes in a particular time.

3) *Delay*: A particular packet is transmitted from the source vehicle to the destination and computes the variance between sending times and received times. The delay ( $D_i$ ) can be defined as Eq. 3.

$$D_i = R_i - S_i \quad (3)$$

Where  $R_i$  and  $S_i$  are the time of packet received and sent.

4) *Jitter*: The jitter is the variance of the packet arrival time. The jitter ( $J_i$ ) can be calculated by Eq. 4.

$$J_i = D_{i+1} - D_i \quad (4)$$

## C. Other Performance Metrics

1) *Average Throughput*: The amount of data sent by the network divided by time period. The average throughput ( $A_h$ ) can be calculated by Eq. 5.

$$A_h = \left( \frac{N_t}{T_n} \right) * \left( \frac{8}{100} \right) \quad (5)$$

Where  $T_n$  is the total number of vehicles.

2) *Normalized Routing Load (NRL)*: The total number of routing packets transmitted per data packet sent at the destination. The NRL ( $N_l$ ) is calculated by Eq. 6.

$$N_l = \frac{\sum R_p}{\sum P_r} \quad (6)$$

Where  $R_p$  is the number of routing packets in layer 2.

3) *Mean Hop*: The total number of control or routing packets forwarded by routing protocol during the simulation to send data packet delivered to the destination. The mean hop ( $M_h$ ) can be defined as Eq. 7.

$$M_h = \frac{\sum P_f}{\sum P_s} \quad (7)$$

Where  $P_f$  and  $P_s$  are the number routing packet forwarded and sent respectively.

4) *Packet Delivery Ratio (PDR)*: The ratio of the data packets sent to the endpoint to those created by the traffic sources. The PDR is calculated by Eq. 8.

$$PDR = \frac{\sum P_r}{\sum P_s} \quad (8)$$

5) *Routing Cost*: It is the ratio of routing bytes to traffic packet bytes. The routing cost ( $R_c$ ) can be calculated by Eq. 9.

$$R_c = \frac{N_r}{N_t} \quad (9)$$

Where  $N_r$  and  $N_t$  are the number of route & traffic bytes.

## IV. RESULT ANALYSIS

The experiment is implemented using VanetMobiSim and NS 2.35 an Intel (R) Core (TM) i7, Windows 7 and Ubuntu 10.04 platform to measure the impact of two realistic mobility model on four VANET routing protocol in an urban scenario of Dhaka city.

### A. Quantitative Verification

The quantitatively compare the impact of IDM-IM and IDM-LC realistic mobility model using AODV, AOMDV, DSDV, and OLSR routing protocol along with dissimilar parameter of QoS metrics (drop, throughput, delay, jitter) and other performance evaluation metrics (average throughput, normalized routing load, mean-hop, packet delivery ratio, routing cost) for inferring the behavior of CBR packet in the dynamic network simulation scenario. The simulation result is presented in the following TABLE II-TABLE XVII and Fig. 2-Fig. 9.

TABLE II. NUMBER OF PACKET DROP FOR AODV

Packet type	Mobility model	Total sent packets	Total received packets	Totally dropped packets
CBR	IDM-IM	13153	5594	7559
	IDM-LC	13091	5506	7585

TABLE III. NUMBER OF PACKET DROP FOR AOMDV

Packet type	Mobility model	Total sent packets	Total received packets	Totally dropped packets
CBR	IDM-IM	13163	5568	7595
	IDM-LC	13112	5609	7503

TABLE IV. NUMBER OF PACKET DROP FOR DSDV

Packet type	Mobility model	Total sent packets	Total received packets	Totally dropped packets
CBR	IDM-IM	13047	3902	9145
	IDM-LC	9408	3065	6343

TABLE V. NUMBER OF PACKET DROP FOR OLSR

Packet type	Mobility model	Total sent packets	Total received packets	Totally dropped packets
CBR	IDM-IM	13098	6166	6932
	IDM-LC	13068	5981	7087

TABLE VI. THROUGHPUT FOR AODV

Packet type	Mobility model	Total sent throughput (kbps)	Total received throughput (kbps)
CBR	IDM-IM	6734336	2864128
	IDM-LC	6702592	2819072

TABLE VII. THROUGHPUT FOR AOMDV

Packet type	Mobility model	Total sent throughput (kbps)	Total received throughput (kbps)
CBR	IDM-IM	6739456	2850816
	IDM-LC	6713344	2871808

TABLE VIII. THROUGHPUT FOR DSDV

Packet type	Mobility model	Total sent throughput (kbps)	Total received throughput (kbps)
CBR	IDM-IM	6680064	1997824
	IDM-LC	4816896	1569280

TABLE IX. THROUGHPUT FOR OLSR

Packet type	Mobility model	Total sent throughput (kbps)	Total received throughput (kbps)
CBR	IDM-IM	6706176	3156992
	IDM-LC	6690816	3062272

TABLE X. PDR, DROP &amp; AVG. THROUGHPUT FOR AODV

Packet type	Mobility model	PDR (%)	Drop (%)	Avg. throughput (kbps)
CBR	IDM-IM	42.53	57.47	229.14
	IDM-LC	42.06	57.94	225.53

TABLE XI. PDR, DROP &amp; AVG. THROUGHPUT FOR AOMDV

Packet type	Mobility model	PDR (%)	Drop (%)	Avg. throughput (kbps)
CBR	IDM-IM	42.30	57.70	228.09
	IDM-LC	42.78	57.22	229.75

TABLE XII. PDR, DROP &amp; AVG. THROUGHPUT FOR DSDV

Packet type	Mobility model	PDR (%)	Drop (%)	Avg. throughput (kbps)
CBR	IDM-IM	29.91	70.09	159.83
	IDM-LC	32.58	67.42	147.72

TABLE XIII. PDR, DROP &amp; AVG. THROUGHPUT FOR OLSR

Packet type	Mobility model	PDR (%)	Drop (%)	Avg. throughput (kbps)
CBR	IDM-IM	47.08	52.92	252.57
	IDM-LC	45.77	54.23	245.00

TABLE XIV. NRL, ROUTE COST &amp; MEAN HOP FOR AODV

Packet type	Mobility model	NRL	Route cost	Mean hop
CBR	IDM-IM	49.745	0.057	1.793
	IDM-LC	50.508	0.056	1.843

TABLE XV. NRL, ROUTE COST &amp; MEAN HOP FOR AOMDV

Packet type	Mobility model	NRL	Route cost	Mean hop
CBR	IDM-IM	11.076	0.015	1.171
	IDM-LC	10.595	0.014	1.165

TABLE XVI. NRL, ROUTE COST &amp; MEAN HOP FOR DSDV

Packet type	Mobility model	NRL	Route cost	Mean hop
CBR	IDM-IM	1.048	0.003	1.000
	IDM-LC	0.993	0.003	1.000

TABLE XVII. NRL, ROUTE COST &amp; MEAN HOP FOR OLSR

Packet type	Mobility model	NRL	Route cost	Mean hop
CBR	IDM-IM	2.234	0.006	1.000
	IDM-LC	2.273	0.006	1.000

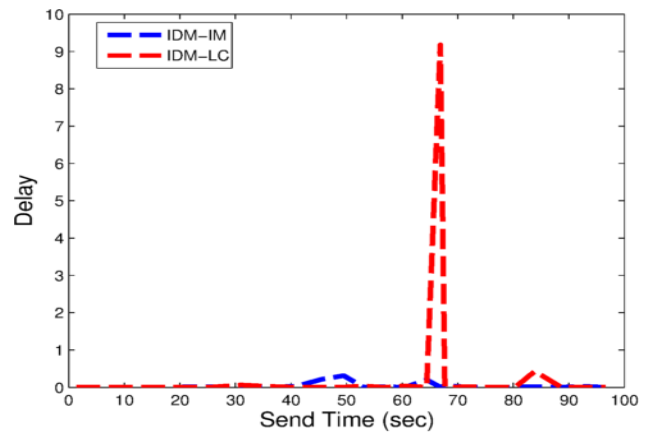


Figure 2. Delay for AODV

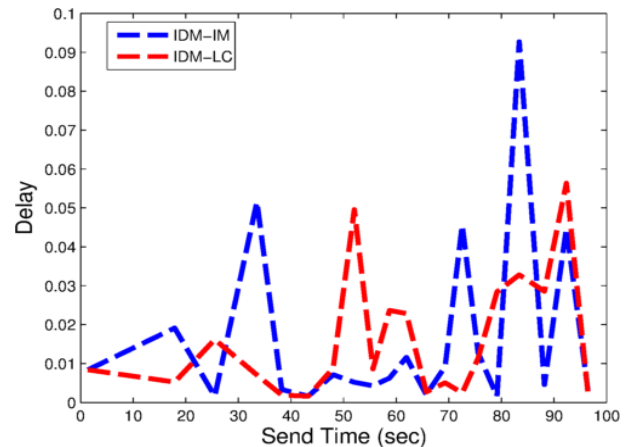


Figure 3. Delay for AOMDV

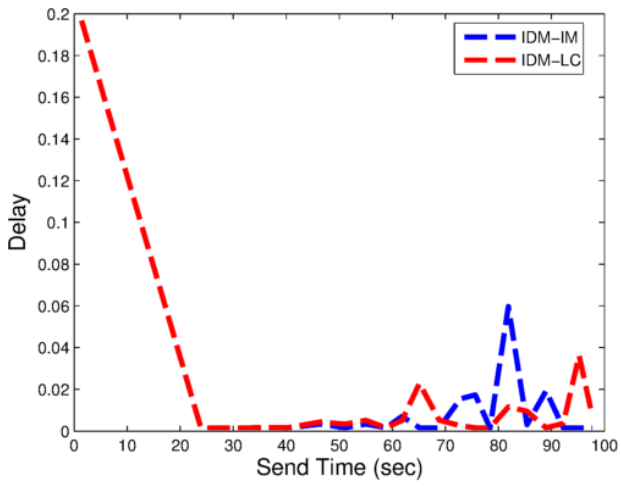


Figure 4. Delay for DSDV

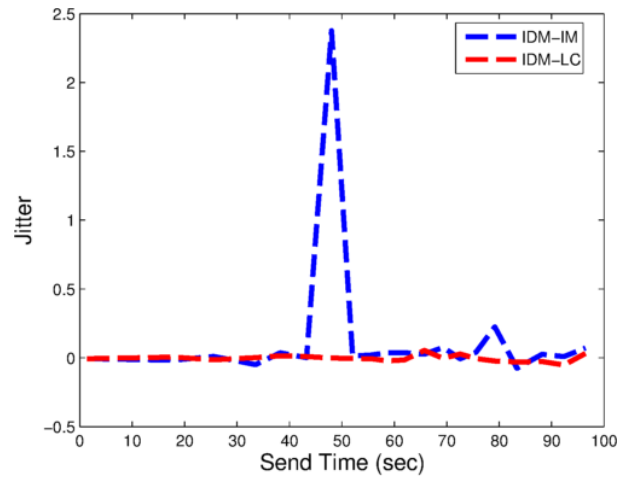


Figure 7. Jitter for AOMDV

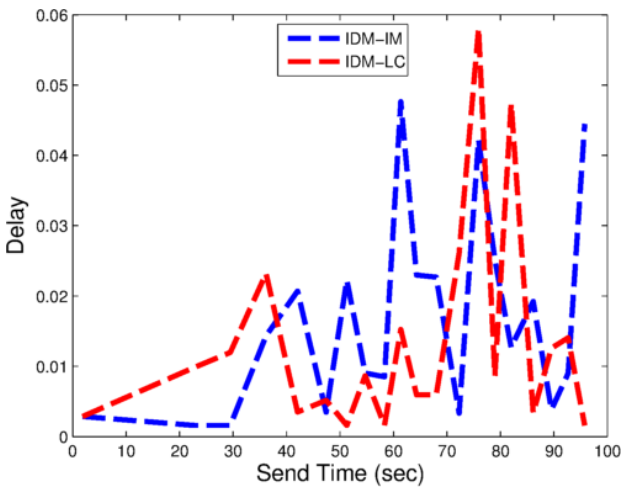


Figure 5. Delay for OLSR

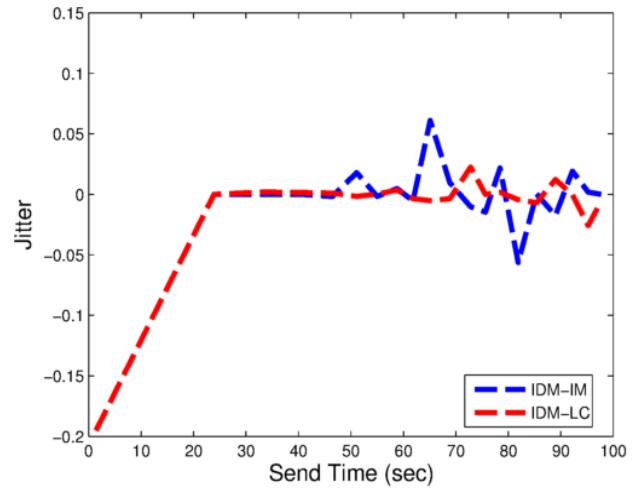


Figure 8. Jitter for DSDV

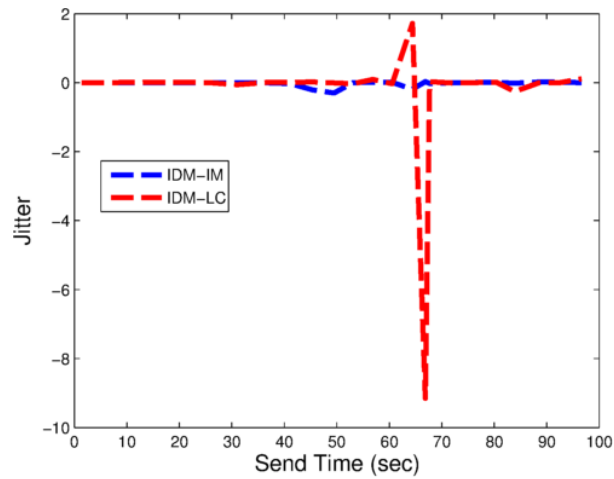


Figure 6. Jitter for AODV

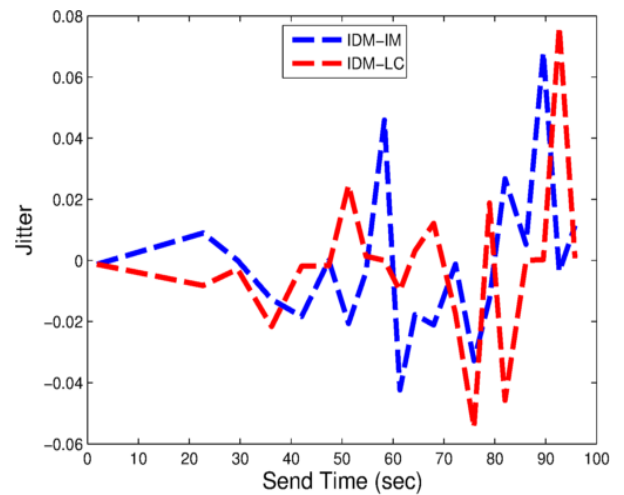


Figure 9. Jitter for OLSR

In TABLE II, TABLE V, TABLE X and TABLE XIV have shown that IDM-IM outperforms than IDM-LC model for the computed mobility impact of AODV in case of Drop rate (57.47%, 57.94%), PDR (42.53%, 42.06%) and Average Throughput (229.14 kbps, 225.53 kbps) respectively. In

TABLE III, TABLE VII, TABLE XI, and TABLE XV has shown that IDM-LC performs better than IDM-IM for AOMDV protocol in case of Drop rate (42.30%, 42.78%), PDR (57.70%, 57.22%) and Average Throughput (228.09 kbps, 229.75 kbps). In TABLE 4, TABLE 8, TABLE XII and TABLE XVI have shown that IDM-LC is performing better than IDM-IM for DSDV in case of Drop rate (70.09%, 67.42%) and the PDR (29.91%, 32.58%). In TABLE V, TABLE IX, TABLE XIII and TABLE XVII have shown that IDM-IM model is performing better than IDM-LC for OLSR in case of Drop rate (52.92%, 54.23%), PDR (47.08%, 45.77%) and Average Throughput (252.57 kbps, 245.00 kbps). In TABLE XIV shows that IDM-IM outperforms among IDM-LC for AODV with respect to NRL and Mean hop. In TABLE XV shows IDM-LC outperforms among IDM-IM for AOMDV routing protocol with respect to NRL and Mean hop. In TABLE XVI and TABLE XVII shows IDM-LC outperforms among IDM-IM for DSDV and OLSR routing protocols in case of NRL. In Fig. 2 and Fig. 6 has shown that the calculation of delay and jitter for AODV, IDM-IM performs better than IDM-LC. In Fig. 3, Fig. 4, Fig. 5, Fig. 7, Fig. 8 and Fig. 9 shows that IDM-IM and IDM-LC can perform well in a certain time not always for AOMDV, DSDV and OLSR routing protocols in case of delay and jitter.

## V. CONCLUSIONS

In this work, two realistic mobility model (IDM-IM and IDM-LC) are used to show their impact on four routing protocols (AODV, AOMDV, DSDV and OLSR) using Nakagami propagation and IEEE 802.11p MAC layer with respect to QoS and other performance metrics in an urban scenario. The safety message is periodically broadcasted using a PBC agent to avoid accident or collision avoidance for each vehicle. In the simulation result, it is distinctly suggested that four routing protocols, and two mobility models were not up to the mark for each of the parameters of performance metrics/QoS metrics towards the development of realistic vehicular safety applications.

## REFERENCES

- [1] W. Alasmary and W. Zhuang, "Mobility impact in IEEE 802.11p infrastructureless vehicular networks," *Journal in Ad Hoc Network*, vol. 10 (2), pp. 222-230, Mar. 2012.
- [2] J P. Singh, "Influences of two-ray-ground and nakagami propagation model for the performance of adhoc routing protocol in VANET," *Int. Journal of Computer Applications (IJCA)*, vol. 45 (22), May 2012.
- [3] S. Azimi, G. Bhatia, R. Rajkumar and P. Mudalige, "Reliable intersection protocols using vehicular networks," *ACM/IEEE Int. Conf. on Cyber-Physical Systems (ICCPS)*, pp. 1-10, 2013.
- [4] I. Khan and A. Qayyum, "Performance evaluation of AODV and OLSR in highly fading vehicular ad-hoc network environments," *IEEE Mult. Conf. by INMIC'09*, Dec. 2009.
- [5] V. Godbole, "Intelligent driver mobility model and traffic pattern generation based optimization of reactive protocols for vehicular ad-hoc networks," *Int. Journal of Information and Network Security (IJINS)*, Vol. 2 (3), pp. 207-214, Jun. 2013.
- [6] S. Xu, P. Guo, B. Xu and H. Zhou, "QoS evaluation of VANET routing protocols," *Journal of Networks*, Vol. 8 (1), pp. 132-139, Jan. 2013.
- [7] H. Wang, G. Tan and J. Yang, "An improved VANET intelligent forward decision making routing algorithm," *Journal of Networks*, Vol. 7 (10), pp. 1546-1553, Oct. 2012.
- [8] R. Boopathi and R. Priya, "Performance evaluation of AODV and OLSR in VANET under realistic mobility pattern," *Int. Journal of Electronics and Communication Engineering & Technology (IJECET)*, Vol. 4 (2), pp. 58-71, 2013.
- [9] M. Jerbi, S. Senouci and Y. Ghamri-Doudane, "Towards efficient geographic routing in urban vehicular networks," *IEEE Trans. On Vehicular Technology*, Vol. 58 (9), pp. 5048-5059, Nov. 2009.
- [10] K. Lan and C. Chou, "Realistic Mobility Models for Vehicular Ad hoc Network (VANET) Simulations," *Int. Conf. On ITS Telecommunications*, pp. 362-366, Oct. 2008.
- [11] C. Han, Mehrdad Dianati, R. Tafazzoli, R. Kernchen, and X. Shen, "Analytical study of the IEEE 802.11p MAC sub-layer in vehicular networks," *IEEE Trans. On Intelligent Transportation Systems*, Vol. 13 (2), 873-886, Jun. 2012.
- [12] V. Cabrera, F. Ros and P. Ruiz, "Simulation-based study of common issues in VANET routing protocols," *69<sup>th</sup> Vehicular Technology Conference*, 2009.
- [13] S. Gwalani, E. Belding-Royer and C. Perkins, "AODV-PA: AODV with path accumulation," *Int. Conf. On Communications*, Vol. 1 pp. 527-531, May 2003.
- [14] X. Du, Y. Wang, J. Ge and Y. Wang, "A method for security enhancements in AODV protocol," *17<sup>th</sup> Int. Conf. Proc. On Advanced Information Networking and Applications*, pp. 237-240, Mar. 2003.
- [15] A. Chintawar, M. Chatterjee and A. Vidhate, "Performance analysis of ad-hoc on-demand multipath distance vector routing protocol with accessibility and link breakage prediction," *2<sup>nd</sup> Int. Conf. And Workshop on Emerging Trends in Technology (ICWET)*, 2011.
- [16] S. Mallapur and S. Terdal, "Enhanced ad-hoc on-demand multipath distance vector routing protocol (EAOMDV)," *Int. Journal of Computer Science and Information Security (IJCSIS)*, Vol. 7 (3), Mar. 2010.
- [17] F. Diamantopoulos and A. Economides, "A performance study of DSDV-based clusterpow and DSDV routing algorithms for sensor network applications," *Int. Symposium on Wireless Pervasive Computing*, Jan. 2006.
- [18] T. Clausen and P. Jacquet, "Optimized link state routing protocol for ad-hoc networks," Oct. 2003.
- [19] M. Fiore, J. Härri, F. Fethi, and C. Bonnet, "Vehicular mobility simulation for VANETs," *Annual Simulation Symposium (ASS)*, Mar. 2007.