

# Massive thermal fluctuation of massless graphene electrons and general fluctuation collective excitation relation

Hosang Yoon and Donhee Ham\*

*School of Engineering and Applied Sciences, Harvard University, Cambridge, Massachusetts 02138*

(Dated: August 18, 2022)

Many unique physical properties of graphene are born of its band structure, with which individual electrons act as massless particles. Devising a microscopic formalism, we show that massless graphene electrons also cause the spontaneous thermal current fluctuation  $\langle I^2 \rangle$  to vary nonlinearly with temperature, sharply contrasting its linear dependence in typical conductors. We then unveil that this complexly behaved current fluctuation in graphene can be simply explained by, and is intimately related to, the non-zero collective mass of graphene electrons. We further show that this remarkable relation between fluctuation and collective excitation is general beyond graphene, and serves as the fundamental counterpart to the fluctuation-dissipation relation.

PACS numbers: 05.30.Fk, 05.40.Ca, 72.70.+m, 72.80.Vp

Thermal agitation of electrons in a conductor creates spontaneous current (or voltage) fluctuations, or Johnson-Nyquist noise [1, 2], whose power spectral density is  $S_I(f) = 4k_B T G$  ( $k_B$ : Boltzmann constant;  $T$ : temperature;  $G$ : conductance). Nyquist explained this formula with an ingenious *macroscopic* thought experiment [2], where the thermal noise energy coupled to external electromagnetic modes was considered with the equipartition theorem. The Johnson-Nyquist noise can also be explained without the coupling to external electromagnetic modes, but by directly considering the thermal motions of electrons. In this *microscopic* approach [3], electrons (mass:  $m$ ) are treated as classical particles following the Maxwell-Boltzmann distribution, and the mean squared thermal fluctuation velocity  $v_f$  (' $f$ ' signifies 'fluctuation') of each electron is set by the equipartition theorem:  $\langle v_f^2 \rangle = k_B T / m \times \text{dimensions}$ . The aggregate of  $\langle v_f^2 \rangle$  causes the total current fluctuation  $\langle I^2 \rangle \propto T$ , from which  $S_I(f) = 4k_B T G$  follows.

The microscopic machinery behind the thermal noise in graphene is then of interest. Graphene's unique band structure causes a broad palette of surprising phenomena, and the thermal stochastic dynamics is not expected to be an exception. Concretely, as individual graphene electrons act as massless particles [4], the equipartition theorem used in the traditional microscopic approach cannot be applied and  $\langle I^2 \rangle \propto T$  will *not* hold. Moreover, the electron/hole coexistence due to the zero-bandgap nature [4] can further enrich their fluctuation dynamics.

The present study has two goals. First, we will elucidate the unique thermal fluctuation behaviors of massless electrons (and holes) in graphene, *i.e.*, the nonlinear  $T$ -dependence of  $\langle v_f^2 \rangle$  and  $\langle I^2 \rangle$ , using a microscopic formalism based on Fermi-Dirac statistics, as the traditional approach with Maxwell-Boltzmann statistics is fundamentally limited. (Despite the nonlinear  $T$ -dependence of  $\langle I^2 \rangle$  in graphene, the fluctuation-dissipation theorem [5] still demands  $S_I(f) = 4k_B T G$  [6, 7]; showing how this occurs will be a corollary.)

While individual graphene electrons are massless, their collective excitation exhibits a Newtonian inertia, which is essential for graphene plasmonics and has been measured recently [8]. Our second aim is to unveil that the thermal fluctuation dynamics is intimately connected to this collective mass; *i.e.*,  $\langle I^2 \rangle$ —while due to massless electrons—is given by the equipartition theorem applied to the collective mass's kinetic energy, with the nonlinear  $T$ -dependence of  $\langle I^2 \rangle$  arising from the collective mass's  $T$ -dependence. We will further show that this fluctuation-collective-excitation relation manifested in  $\langle I^2 \rangle$  generally applies to any conductor beyond graphene, serving as the fundamental counterpart to the fluctuation-dissipation relation seen in  $S_I(f)$ . In this way, we provide a unified framework to describe  $\langle I^2 \rangle$  in any electron gas.

We begin by formulating the thermal fluctuation of electron velocity  $\langle v_f^2 \rangle$  and the corresponding total current fluctuation  $\langle I^2 \rangle$  in a general conductor using Fermi-Dirac statistics. This formulation is applicable to conductors in any dimensions, but for simplicity, we consider a two-dimensional (2D) conductor, whether it be graphene with massless electrons or 2D conductors with massive ( $m \neq 0$ ) electrons (*e.g.*, GaAs/AlGaAs quantum wells). An electron with a wavevector  $\mathbf{k}$  assumes an intrinsic velocity of  $v_{\mathbf{k}}$ : for a massive 2D electron gas,  $v_{\mathbf{k}} = \hbar k / m$ , where  $k \equiv |\mathbf{k}| = (k_x^2 + k_y^2)^{1/2}$ ; for graphene with massless electrons,  $v_{\mathbf{k}} = v_F$  (constant). These intrinsic velocities are not thermal velocity fluctuations but arise due purely to the quantum nature of the electron gas. The thermal velocity fluctuation  $v_f$  can be evaluated properly only if these intrinsic velocities are considered judiciously together with the Fermi-Dirac thermal distribution of electrons,  $f_{\mathbf{k}} = 1 / [e^{(\varepsilon_{\mathbf{k}} - \mu) / k_B T} + 1]$  ( $\varepsilon_{\mathbf{k}}$ : single electron energy;  $\mu$ : chemical potential).

Note first that  $\langle v_f^2 \rangle$  must *not* be the average of  $v_{\mathbf{k}}^2$  across all electrons,  $(1/n) \int (d^2 \mathbf{k} / (2\pi)^2) g v_{\mathbf{k}}^2 f_{\mathbf{k}}$  ( $g$ : spin/valley degeneracy;  $n$ : electron density). This all-electron average includes electrons moving in opposite directions with the same velocity, whose velocities cancel and cannot con-

tribute to current fluctuations. Concretely, if a  $\mathbf{k}$ -state and a  $-\mathbf{k}$ -state sit deep below the Fermi surface with  $f_{\mathbf{k}} = f_{-\mathbf{k}} = 1$ , each of these states is surely occupied by an electron, and these two electrons do not contribute to current fluctuation; yet the all-electron average counts many such non-contributing pairs. Also note that the all-electron average does not vanish at  $T = 0$ , whereas  $\langle v_{\mathbf{f}}^2 \rangle$  must at  $T = 0$ .

To evaluate  $\langle v_{\mathbf{f}}^2 \rangle$ , we only consider electrons whose velocities are not canceled. The probability that a  $\mathbf{k}$ -state is occupied and a  $-\mathbf{k}$ -state is *not* occupied is  $f_{\mathbf{k}}(1 - f_{-\mathbf{k}})$ , and thus  $\langle v_{\mathbf{f}}^2 \rangle$  can be calculated as

$$\langle v_{\mathbf{f}}^2 \rangle = \frac{1}{n} \int \frac{d^2\mathbf{k}}{(2\pi)^2} g v_{\mathbf{k}}^2 f_{\mathbf{k}} (1 - f_{-\mathbf{k}}), \quad (1)$$

where the electron density  $n$  is

$$n = \int \frac{d^2\mathbf{k}}{(2\pi)^2} g f_{\mathbf{k}}. \quad (2)$$

With  $\varepsilon_{\mathbf{k}} = \varepsilon_{-\mathbf{k}}$ , we rewrite  $f_{\mathbf{k}}(1 - f_{-\mathbf{k}})$  as

$$f_{\mathbf{k}}(1 - f_{-\mathbf{k}}) = \frac{\partial f_{\mathbf{k}}}{\partial(\mu/k_{\text{B}}T)} = -\frac{\partial f_{\mathbf{k}}}{\partial(\varepsilon_{\mathbf{k}}/k_{\text{B}}T)}, \quad (3)$$

which we will make use of later. At low  $T$ , since  $f_{\mathbf{k}}(1 - f_{-\mathbf{k}})$  in  $\mathbf{k}$ -space peaks around the Fermi surface with a vanishing width for  $T \rightarrow 0$ ,  $\langle v_{\mathbf{f}}^2 \rangle$  of Eq. (1) vanishes at  $T = 0$ , as it should. Note that, for graphene, while each electron has the constant velocity ( $v_{\mathbf{k}} = v_{\text{F}}$ ), Eq. (1) shows that  $\langle v_{\mathbf{f}}^2 \rangle \neq v_{\text{F}}^2$ , as  $\langle v_{\mathbf{f}}^2 \rangle$  is determined not solely by  $v_{\mathbf{k}} = v_{\text{F}}$ , but also by the probability distribution  $f_{\mathbf{k}}(1 - f_{-\mathbf{k}})$ . We will calculate  $\langle v_{\mathbf{f}}^2 \rangle$  for graphene shortly.

$\langle v_{\mathbf{f}}^2 \rangle$  leads to the total current thermal fluctuation  $\langle I^2 \rangle$ . Consider a 2D conductor strip of width  $W$  and length  $l$  along the  $x$  axis, and let  $\langle I^2 \rangle$  be measured along the length. Then only the  $x$ -component of  $v_{\mathbf{f}}$ , or  $v_{\mathbf{f},x}$ , contributes to the overall current fluctuation. Since a single electron would contribute a fluctuation current of  $e v_{\mathbf{f},x}/l$ , and since there are a total of  $nWl$  electrons,

$$\langle I^2 \rangle = nWl \frac{e^2}{l^2} \langle v_{\mathbf{f},x}^2 \rangle = ne^2 \frac{W}{l} \langle v_{\mathbf{f},x}^2 \rangle, \quad (4)$$

where  $\langle v_{\mathbf{f},x}^2 \rangle = \langle v_{\mathbf{f}}^2 \rangle / 2$  (2 degrees of freedom).

$S_I(f)$  readily follows from  $\langle I^2 \rangle$ . The autocorrelation of the stationary process  $I$  is [9]  $\langle I(0)I(t) \rangle = \langle I^2 \rangle e^{-|t|/\tau}$  ( $\tau$ : Drude scattering time), because electron scatterings randomize initial momenta at an average rate of  $1/\tau$ . It is in this step that the relation between the thermal fluctuation and the dissipative behavior is established. The single-sided power spectral density is then  $S_I(f) = 4 \int_0^\infty dt \langle I(0)I(t) \rangle \cos(\omega t)$  with  $\omega = 2\pi f$ , or,

$$S_I(f) = 4 \langle I^2 \rangle \frac{\tau}{1 + \omega^2 \tau^2}. \quad (5)$$

To check the cogency of this formalism, we first apply it to a massive 2D electron gas, as the result can be compared to the traditional approach [3] valid for massive

electron gas. Using  $\varepsilon_{\mathbf{k}} = \hbar^2 k^2 / 2m$ ,  $v_{\mathbf{k}} = \hbar k / m$ , Eqs. (2) and (3), and  $\langle v_{\mathbf{f},x}^2 \rangle = \langle v_{\mathbf{f}}^2 \rangle / 2$  in Eq. (1), we find

$$\langle v_{\mathbf{f},x}^2 \rangle = \frac{k_{\text{B}}T}{m} \frac{\int_0^\infty d\xi \xi \frac{\partial}{\partial \eta} f(\xi - \eta)}{\int_0^\infty d\xi f(\xi - \eta)}, \quad (6)$$

where  $\xi \equiv \varepsilon_{\mathbf{k}} / k_{\text{B}}T$ ,  $\eta \equiv \mu / k_{\text{B}}T$ , and  $f(\xi) \equiv 1 / (e^\xi + 1)$ . Using  $\int_0^\infty d\xi \xi^s f(\xi - \eta) = -\Gamma(1 + s) \text{Li}_{1+s}(-e^\eta)$ , where  $\Gamma(z)$  is the gamma function and  $\text{Li}_n(z) = \sum_{k=1}^\infty z^k / k^n$  is the polylogarithm function, we reduce Eq. (6) to

$$\langle v_{\mathbf{f},x}^2 \rangle = \frac{k_{\text{B}}T}{m} \frac{\frac{\partial}{\partial \eta} \text{Li}_2(-e^\eta)}{\text{Li}_1(-e^\eta)} = \frac{k_{\text{B}}T}{m}, \quad (7)$$

where we have used  $(d/dx)\text{Li}_n(x) = x^{-1}\text{Li}_{n-1}(x)$ . This is consistent with the traditional approach [3] based on Maxwell-Boltzmann statistics, where Eq. (7) results from the equipartition theorem. Eq. (4) then yields

$$\langle I^2 \rangle = \frac{ne^2}{m} \frac{W}{l} k_{\text{B}}T. \quad (8)$$

In sum, for a massive electron gas, our general approach and the traditional approach agree; importantly,  $\langle v_{\mathbf{f},x}^2 \rangle \propto T$  and  $\langle I^2 \rangle \propto T$ . Incidentally, Eq. (5) then yields  $S_I(f) = 4k_{\text{B}}T[(ne^2\tau/m)(1 + \omega^2\tau^2)^{-1}](W/l)$ , where the real part of the Drude conductivity  $\sigma = (ne^2\tau/m)/(1 + i\omega\tau)$  appears inside the square brackets. As  $G \equiv \text{Re}[\sigma W/l]$ , we arrive at  $S_I(f) = 4k_{\text{B}}TG$ .

We now apply the formalism to graphene with  $\varepsilon_{\mathbf{k}} = \pm \hbar v_{\text{F}}k$  and  $v_{\mathbf{k}} = v_{\text{F}}$  [10]. This constant  $v_{\mathbf{k}}$  of massless individual electrons and holes will lead to a nonlinear  $T$ -dependency of  $\langle v_{\mathbf{f},x}^2 \rangle$  and  $\langle I^2 \rangle$ , sharply contrasting the linear  $T$ -dependency of the massive case. The coexistence of electrons and holes further enriches the thermal fluctuation behaviors.  $\langle v_{\mathbf{f},x}^2 \rangle$  and  $n$  are calculated separately for electrons in the conduction band and for holes in the valence band with ‘e’ and ‘h’ as proper subscripts:

$$\langle v_{\text{ef},x}^2 \rangle = \frac{v_{\text{F}}^2}{2} \frac{\text{Li}_1(-e^\eta)}{\text{Li}_2(-e^\eta)}; \quad \langle v_{\text{hf},x}^2 \rangle = \frac{v_{\text{F}}^2}{2} \frac{\text{Li}_1(-e^{-\eta})}{\text{Li}_2(-e^{-\eta})}, \quad (9)$$

$$n_{\text{e}} = \frac{-g(k_{\text{B}}T)^2}{2\pi(\hbar v_{\text{F}})^2} \text{Li}_2(-e^\eta); \quad n_{\text{h}} = \frac{-g(k_{\text{B}}T)^2}{2\pi(\hbar v_{\text{F}})^2} \text{Li}_2(-e^{-\eta}), \quad (10)$$

where, for the hole case,  $f_{\mathbf{k}} = f(\xi + \eta)$  and  $f_{\mathbf{k}}(1 - f_{-\mathbf{k}}) = -(\partial/\partial\eta)f_{\mathbf{k}} = -(\partial/\partial\xi)f_{\mathbf{k}}$  are used.

To first see the massless effect without the complication from the electron-hole coexistence, consider a fictitious graphene with the conduction band only (electrons only) with  $\varepsilon_{\mathbf{k}} = \hbar v_{\text{F}}k$ . The  $T$ -dependency depends on whether the chemical potential  $\mu$  or electron density  $n_{\text{e}}$  is fixed for varying  $T$ . We consider the constant  $n_{\text{e}}$  case, as it is practically achieved with electrostatic gating. Then  $n_{\text{e}} = \text{constant}$  condition [Eq. (10)] determines  $\mu(T)$  with  $\mu(0) = \varepsilon_{\text{F}} = \hbar v_{\text{F}}\sqrt{4\pi n_{\text{e}}/g} > 0$  [Table I]. With this particular  $\mu(T)$ ,  $\langle v_{\text{ef},x}^2 \rangle$  first grows linearly with  $T$  just as in

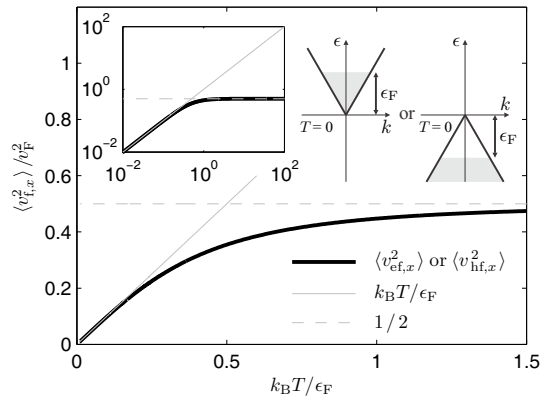


FIG. 1.  $T$ -dependence of  $\langle v_{f,x}^2 \rangle$  for fictitious conduction-band-only graphene with constant  $n_e$ , or valence-band-only graphene with constant  $n_h$ . Inset: the same plot, log scales.

the massive case, but eventually saturates to  $v_F^2/2$ , drastically deviating from the persistent linear  $T$ -dependence of the massive case [Fig. 1].

This low- $T$  similarity, high- $T$  difference between the massless and massive case can be explained with Eq. (1). For  $k_B T \ll \epsilon_F$ ,  $f_{\mathbf{k}}(1 - f_{-\mathbf{k}})$  peaks sharply around the Fermi surface, so  $v_{\mathbf{k}} = v_F$  for graphene coincides with  $v_{\mathbf{k}} \approx v_F$  for the massive case, while this peak's width grows linearly with  $T$ . So Eq. (1) is linear to  $T$  in both massless and massive cases. For  $k_B T \gg \epsilon_F$  with  $\mu \rightarrow -\infty$  [Table I], in the conduction band,  $f_{\mathbf{k}}(1 - f_{-\mathbf{k}}) \approx f_{\mathbf{k}} \approx e^{-(\epsilon_{\mathbf{k}} - \mu)/k_B T}$  is the far tail of the Fermi-Dirac distribution. So  $v_{\mathbf{k}}^2 = v_F^2$  (massless) and  $v_{\mathbf{k}}^2 \propto k^2$  (massive) makes a difference in Eq. (1); in the former,  $\langle v_{ef,x}^2 \rangle$  saturates; in the latter,  $\langle v_{ef,x}^2 \rangle \propto T$  persists.

We can also consider a fictitious graphene with the valence band only (holes only) with  $\epsilon_{\mathbf{k}} = -\hbar v_F k$ . In this case,  $n_h = \text{constant}$  [Eq. (10)] determines  $\mu(T)$  with  $\mu(0) = -\epsilon_F < 0$  [Table I]. The resulting  $T$ -dependence of  $\langle v_{hf,x}^2 \rangle$  is exactly the same as that of  $\langle v_{ef,x}^2 \rangle$  [Fig. 1].

Now consider the actual graphene with both the conduction and valence bands. Let graphene be electron-doped at  $T = 0$  and the total charge density  $\propto n_e(T) - n_h(T)$  be fixed via electrostatic gating.  $\mu(0) = \epsilon_F = \hbar v_F \sqrt{4\pi n_e(0)/g} > 0$ ,  $n_h(0) = 0$ , and  $n_e(T) - n_h(T) = n_e(0)$  for any  $T$ . Using  $n_e(T)$  and  $n_h(T)$  from Eq. (10), this last expression can be rewritten as

$$\frac{g(k_B T)^2}{2\pi(\hbar v_F)^2} [-\text{Li}_2(-e^\eta) + \text{Li}_2(-e^{-\eta})] = n_e(0). \quad (11)$$

TABLE I.  $\mu(T)$  and  $\eta(T)$  for conduction- and valence-band-only graphene, and actual graphene electron-doped at  $T = 0$ .

Bands	Held constant	$T = 0$		$T \rightarrow \infty$	
		$\mu$	$\eta$	$\mu$	$\eta$
Conduction only	$n_e$	$\epsilon_F$	$+\infty$	$-\infty$	$-\infty$
Valence only	$n_h$	$-\epsilon_F$	$-\infty$	$+\infty$	$+\infty$
Conduction and valence	$n_e - n_h$	$\epsilon_F$	$\infty$	0	0

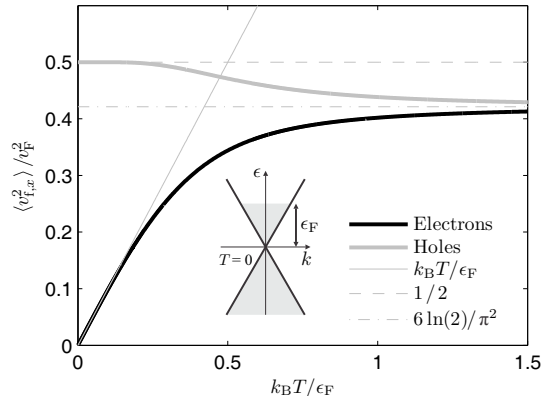


FIG. 2.  $T$ -dependence of  $\langle v_{ef,x}^2 \rangle$  and  $\langle v_{hf,x}^2 \rangle$  for electron-doped graphene ( $\mu(0) > 0$ ) with  $\epsilon_{\mathbf{k}} = \pm \hbar v_F k$ , assuming constant charge density (*i.e.*,  $n_e - n_h = \text{constant}$ ).

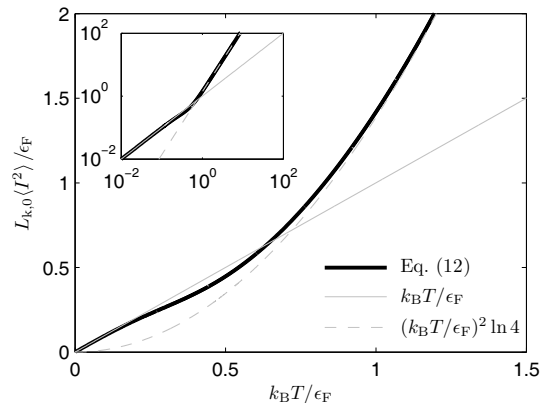


FIG. 3.  $\langle I^2 \rangle$  vs.  $T$  for electron-doped graphene with constant charge density (*i.e.*,  $n_e - n_h = \text{constant}$ );  $L_{k,0} = 4\pi \hbar^2 l / g e^2 \epsilon_F W$ . Inset: same plot, log scales.

Eq. (11) determines  $\mu(T)$  [Table I].  $\mu \rightarrow 0$  for  $T \rightarrow \infty$  contrasts the electron- or hole-only case; this is because  $n_e$  and  $n_h$  grow increasingly similar ( $n_e/n_h \rightarrow 1$ ) with  $T$  despite their fixed difference.  $\langle v_{ef,x}^2 \rangle$  and  $\langle v_{hf,x}^2 \rangle$  are still given by Eq. (9), but due to the new  $\mu(T)$ ,  $T$ -dependence of  $\langle v_{ef,x}^2 \rangle$  and  $\langle v_{hf,x}^2 \rangle$  [Fig. 2] now deviates from Fig. 1.

$\langle v_{ef,x}^2 \rangle$  is still linear to small  $T$ , as the actual electron-doped graphene in this regime is no different from the fictitious, electron-only graphene. For  $T \rightarrow \infty$ ,  $\langle v_{ef,x}^2 \rangle$  also saturates, but to  $(6 \ln(2)/\pi^2)v_F^2$  instead of  $v_F^2/2$ , because  $\mu(T \rightarrow \infty) = 0$  now, while  $\mu(T \rightarrow \infty) \rightarrow -\infty$  in the electron-only graphene.  $\langle v_{hf,x}^2 \rangle$  in Fig. 2 more drastically differs from Fig. 1, as we start from an electron-doped graphene. The small number of holes in the valence band at low  $T$  are at the far tail of the Fermi-Dirac distribution (similar to the  $T \rightarrow \infty$  case of Fig. 1), so  $\langle v_{hf,x}^2 \rangle \rightarrow v_F^2/2$  for low  $T$ . For large  $T$ ,  $\mu \rightarrow 0$ , so  $\langle v_{hf,x}^2 \rangle$  approaches  $(6 \ln(2)/\pi^2)v_F^2$  just like  $\langle v_{ef,x}^2 \rangle$ .

These unique behaviors of  $\langle v_{ef,x}^2 \rangle$  and  $\langle v_{hf,x}^2 \rangle$  lead to a unique  $T$ -dependence of  $\langle I^2 \rangle$ . As electron and hole current fluctuations are independent, Eq. (4) is now

$\langle I^2 \rangle = (We^2/l)[n_e \langle v_{\text{ef},x}^2 \rangle + n_h \langle v_{\text{hf},x}^2 \rangle]$ , or

$$\langle I^2 \rangle = \frac{ge^2W}{4\pi\hbar^2l}(k_B T)^2[-\text{Li}_1(-e^\eta) - \text{Li}_1(-e^{-\eta})], \quad (12)$$

where we have used Eqs. (9) and (10). Figure 3 plots  $\langle I^2 \rangle$  vs.  $T$  with  $\mu(T)$  set by Eq. (11). At low  $T$ , as  $n_e(T) \approx n_e(0)$ ,  $n_h(T) \approx 0$ , and  $\langle v_{\text{ef},x}^2 \rangle \propto T$ , we have  $\langle I^2 \rangle \propto \langle v_{\text{ef},x}^2 \rangle \propto T$ . At high  $T$ , as both  $\langle v_{\text{ef},x}^2 \rangle$  and  $\langle v_{\text{hf},x}^2 \rangle$  converge to  $(6 \ln(2)/\pi^2)v_F^2$ , and as both  $n_e$  and  $n_h$  grow with  $T^2$  (see Eq. (11) with  $\mu \rightarrow 0$  for  $T \rightarrow \infty$ ),  $\langle I^2 \rangle \propto (n_e + n_h) \propto T^2$ . In sum, the masslessness of electrons and holes and their coexistence yield unique thermal fluctuation dynamics in graphene. Particularly,  $\langle v_{\text{ef},x}^2 \rangle$ ,  $\langle v_{\text{hf},x}^2 \rangle$ , and  $\langle I^2 \rangle$  vary nonlinearly with  $T$ , contrasting the linear  $T$ -dependence in massive electron gases.

Incidentally, graphene intraband conductivity is [11]

$$\begin{aligned} \sigma &= \frac{-ge^2k_B T}{4\pi\hbar^2(\tau^{-1} + i\omega)} \int_0^\infty d\xi \xi \left( \frac{\partial f(\xi - \eta)}{\partial \xi} - \frac{\partial f(-\xi - \eta)}{\partial \xi} \right) \\ &= \frac{ge^2k_B T}{4\pi\hbar^2(\tau^{-1} + i\omega)} [-\text{Li}_1(-e^\eta) - \text{Li}_1(-e^{-\eta})], \quad (13) \end{aligned}$$

where the conduction and valence band contributions are separated. Comparing the real part of the above with Eq. (12) and noting that  $G = \text{Re}[\sigma W/l]$ , we attain  $\langle I^2 \rangle = k_B T G(1 + \omega^2 \tau^2)/\tau$ . By plugging this into Eq. (5), we arrive at  $S_I(f) = 4k_B T G$ . Despite the distinct  $T$ -dependence of  $\langle I^2 \rangle$ , as  $\sigma$  shows the same  $T$ -dependence except for the  $k_B T$  factor, the Johnson-Nyquist noise expression still holds. This is how the fluctuation-dissipation relation [5] manifests in graphene.

We now make a fundamental observation on the intimate relation between the thermal fluctuation  $\langle I^2 \rangle$  and collective dynamics (first for graphene, then generally). To this end, we first briefly discuss the collective motion of graphene electrons [8], while setting aside the fluctuation problem. Let graphene electrons collectively move by a voltage  $V$ . Individual electron velocity  $v_F$  remains constant, but their wavevectors change; let this change be  $\Delta \hat{\mathbf{x}}$  (same for all electrons) at a certain time. The total kinetic energy of the electron gas then has grown by a certain amount  $E_e$ . The larger the  $|\Delta|$ , the larger the  $E_e$  whether  $\Delta > 0$  or  $\Delta < 0$ . So  $E_e$  assumes a minimum—a smooth minimum [8]—at  $\Delta = 0$ , thus  $E_e \propto \Delta^2$  for small enough  $\Delta$ . In contrast, the collective momentum follows  $P_e \propto \Delta$ . Hence,  $E_e \propto P_e^2$  and the collective motion exhibits a Newtonian inertia  $M_e$  satisfying  $E_e = P_e^2/(2M_e)$ , while individual electrons are massless.

Thus  $M_e$  accelerates according to the Newton's law, increasing its velocity  $V_{\text{ec}} \equiv P_e/M_e$ . The frequency-domain equation of motion is  $-(n_e W l)(eV/l) = i\omega M_e V_{\text{ec}}$ . As the current is  $I_e = -n_e e W V_{\text{ec}}$ ,  $V/I_e = i\omega [M_e/(en_e W)^2] \equiv i\omega L_{\text{ek}}$ , which yields  $L_{\text{ek}}$ , the kinetic inductance of the electron gas, in relation to  $M_e$ . Noting that the same holds true for holes, we write:

$$L_{\text{ek}} = (e^2 n_e^2 W^2)^{-1} M_e, \quad L_{\text{hk}} = (e^2 n_h^2 W^2)^{-1} M_h. \quad (14)$$

That is, the collective acceleration can be described using  $M_e$  ( $M_h$ ) or intimately related  $L_{\text{ek}}$  ( $L_{\text{hk}}$ ). Note that  $E_e = M_e V_{\text{ec}}^2/2 = L_{\text{ek}} I_e^2/2$  and  $E_h = M_h V_{\text{hc}}^2/2 = L_{\text{hk}} I_h^2/2$ .

We can find the expressions of  $L_{\text{ek}}$  and  $L_{\text{hk}}$  in graphene from Eq. (13). As  $\omega L_k = \text{Im}[l/\sigma W]$ , we have

$$L_k = \frac{4\pi\hbar^2}{ge^2k_B T} \frac{1}{[-\text{Li}_1(-e^\eta) - \text{Li}_1(-e^{-\eta})]} \frac{l}{W}. \quad (15)$$

This is the overall kinetic inductance combining  $L_{\text{ek}}$  and  $L_{\text{hk}}$  in parallel as  $L_k^{-1} = L_{\text{ek}}^{-1} + L_{\text{hk}}^{-1}$ , with

$$L_{\text{ek}} = \frac{-4\pi\hbar^2}{ge^2k_B T} \frac{l/W}{\text{Li}_1(-e^\eta)}, \quad L_{\text{hk}} = \frac{-4\pi\hbar^2}{ge^2k_B T} \frac{l/W}{\text{Li}_1(-e^{-\eta})}. \quad (16)$$

In the collective dynamics discussed above, we have set aside the fluctuation problem. In fact, a non-fluctuation (non-stochastic) event of graphene plasmonic waves occurs owing to the kinetic inductance and collective mass, which have been recently measured in graphene [8]. We now turn back to the fluctuation problem and find its deep-seated connection to the collective dynamics.

Comparing the total current fluctuation  $\langle I^2 \rangle$  [Eq. (12)] to the total kinetic inductance  $L_k$  [Eq. (15)] yields

$$\frac{1}{2} L_k \langle I^2 \rangle = \frac{1}{2} k_B T. \quad (17)$$

This can be broken into electron and hole contributions,

$$\frac{1}{2} L_{\text{ek}} \langle I_e^2 \rangle = \frac{1}{2} k_B T, \quad \frac{1}{2} L_{\text{hk}} \langle I_h^2 \rangle = \frac{1}{2} k_B T, \quad (18)$$

as  $\langle I^2 \rangle = \langle I_e^2 \rangle + \langle I_h^2 \rangle$  and  $L_k^{-1} = L_{\text{ek}}^{-1} + L_{\text{hk}}^{-1}$ . Or equivalently, in terms of  $M_e$  and  $M_h$ , and their thermal velocity fluctuations  $\langle V_{\text{ec}}^2 \rangle$  and  $\langle V_{\text{hc}}^2 \rangle$ ,

$$\frac{1}{2} M_e \langle V_{\text{ec}}^2 \rangle = \frac{1}{2} k_B T, \quad \frac{1}{2} M_h \langle V_{\text{hc}}^2 \rangle = \frac{1}{2} k_B T. \quad (19)$$

Eqs. (17)–(19) are the same statement on the intimate relation between thermal fluctuations and collective dynamics. Although individual graphene electrons and holes act as massless relativistic particles, their thermal fluctuations are governed by the classical kinetic energies of the collective electron mass  $M_e$  and of the collective hole mass  $M_h$ , with each receiving a thermal energy of  $k_B T/2$ , satisfying the equipartition theorem [Eq. (19)], thus determining the collective velocity thermal fluctuations  $\langle V_{\text{ec}}^2 \rangle$  and  $\langle V_{\text{hc}}^2 \rangle$ . These directly translate to the thermal current fluctuations of electrons and holes,  $\langle I_e^2 \rangle$  and  $\langle I_h^2 \rangle$  [Eq. (18)]. Eq. (17) expresses this most concisely; the total current thermal fluctuation  $\langle I^2 \rangle$  is determined by the total kinetic inductance storing an average collective kinetic energy of  $k_B T/2$ .

Eq. (17) holds even for the massive electron gas; Eq. (8) has the same form as Eq. (17), as  $(m/ne^2)(l/W)$  is the kinetic inductance of massive electron gas, as well known from the Drude model. However, the energy equipartition for the collective kinetic energy in the massive case is

less surprising, as each electron already follows equipartition and the collective mass is their simple aggregate ( $M = nWlm$ ). In sum, in both massless and massive cases,  $\langle I^2 \rangle$  arises from the *unified* equipartition form of Eq. (17) applied to the collective kinetic energy stored in kinetic inductance (or collective mass). Importantly, despite the innocuous appearance of  $\langle I^2 \rangle = k_B T / L_k$  [Eq. (17)], in the massless case,  $L_k$  is decisively temperature dependent [Eq. (15)]; this is the key to the unique nonlinear  $T$  dependence of  $\langle I^2 \rangle$  in graphene. In the massive electron gas,  $L_k$  is independent of  $T$ , thus,  $\langle I^2 \rangle \propto T$ .

In fact, Eq. (17), which we write here again—as the key result—with emphasis on the  $T$ -dependence of  $L_k$ ,

$$\frac{1}{2} L_k(T) \langle I^2 \rangle = \frac{1}{2} k_B T, \quad (20)$$

holds for *any* conductor regardless of the individual electron's energy dispersion (massive, massless, non-constant mass) and conductor dimensions. To demonstrate, we write the conductivity along the  $x$ -axis in a  $b$ -th band (note subscripts 'b' in the equations below) in a  $d$ -dimensional conductor with a general  $\varepsilon_{\mathbf{k}}$  (or  $v_{\mathbf{k}}$ ) [12]:

$$\sigma_b = \frac{e^2}{\tau_b^{-1} + i\omega} \int \frac{d^d \mathbf{k}}{(2\pi)^d} g v_{b\mathbf{k},x}^2 \left( -\frac{\partial f_{\mathbf{k}}}{\partial \varepsilon_{b\mathbf{k}}} \right). \quad (21)$$

In graphene, this reduces to either the electron or hole term in Eq. (13). On the other hand, the mean squared electron velocity fluctuation along the  $x$ -axis in the  $b$ -th band is

$$\langle v_{bf,x}^2 \rangle = \frac{k_B T}{n_b} \int \frac{d^d \mathbf{k}}{(2\pi)^d} g v_{b\mathbf{k},x}^2 \left( -\frac{\partial f_{\mathbf{k}}}{\partial \varepsilon_{b\mathbf{k}}} \right), \quad (22)$$

where we have used Eqs. (1) and (3). From the two equations above, and noting that the kinetic inductance is given by  $L_{bk} = \omega^{-1} \text{Im}[l/\sigma_b W]$ ,  $\langle v_{bf,x}^2 \rangle = (k_B T / e^2 n_b) (1/L_{bk}) (l/W)$ . Then  $\langle I^2 \rangle = \sum_b (e^2 n_b W / l) \langle v_{bf,x}^2 \rangle = k_B T \sum_b (1/L_{bk})$ . But as the total kinetic inductance is  $L_k = [\sum_b (1/L_{bk})]^{-1}$ , we arrive at  $\langle I^2 \rangle = k_B T / L_k$ , which is Eq. (20). In sum, regardless of the detailed electron-lattice interactions, the collective excitation of electrons exhibits a definite collective mass and corresponding kinetic inductance  $L_k(T)$ , and the current fluctuation  $\langle I^2 \rangle$  is determined by applying the equipartition theorem to the collective kinetic energy stored in  $L_k(T)$  [Eq. (20)]. The inner structure of electron-lattice interactions dictates the  $T$ -dependency of  $L_k(T)$ , and thus  $\langle I^2 \rangle$  has a unique  $T$ -dependence reflecting the internal nature of the conductor.

If  $S_I(f) = 4k_B T G$  captures the fluctuation-dissipation relation,  $\langle I^2 \rangle = k_B T / L_k$  [Eq. (20)] is its fundamental counterpart representing the fluctuation-collective excitation relation. Importantly, this study derived  $\langle I^2 \rangle = k_B T / L_k$  from Eq. (22) [or (1)], which has no connection to electron scatterings, and  $S_I(f) = 4k_B T G$  followed from  $\langle I^2 \rangle$  satisfying  $\langle I^2 \rangle = \int_0^\infty df S_I(f)$  (the integration converges, as  $G$  rolls off with frequency with

a bandwidth of  $1/\tau$ ). Thus even in the lossless case ( $\tau \rightarrow \infty$ ;  $G = 0$ ),  $\langle I^2 \rangle = k_B T / L_k$  holds, which agrees with  $\lim_{\tau \rightarrow \infty} \int_0^\infty df S_I(f)$  being a finite value [Eq. (5)]. In this sense,  $\langle I^2 \rangle = k_B T / L_k$  represents the thermal fluctuation in its very intrinsic form, stored in a self-reactive collective component  $L_k$ . Eq. (20) may require a correction if the high-frequency quantum radiation regime starts occurring at frequencies below  $1/\tau$  (which is not the case with high-mobility graphene [8]), but the fundamental relation between fluctuation and collective excitation must still manifest.

Finally, Eq. (20) also suggests a way to measure  $L_k$  via noise measurements. In low dimensional conductors, electromagnetic measurements of  $L_k$  have proven daunting, despite its importance in probing plasmonic behaviors in general, and Luttinger liquid behaviors in one-dimensional conductors. In fact,  $L_k$  measurement in graphene was only recently performed by the authors through a very delicate electromagnetic measurement [8] and the decisive  $L_k$  measurement in one-dimensional conductors such as quantum wires and carbon nanotubes has yet to be carried out. The  $\langle I^2 \rangle$  measurement and use of Eq. (20) might provide a new way of tackling this long-standing experimental problem.

We thank the support of this research by the Air Force Office of Scientific Research (FA9550-13-1-0211) and Office of Naval Research (N00014-13-1-0806).

---

\* donhee@seas.harvard.edu

- [1] J. B. Johnson, Phys. Rev. **32**, 97 (1928).
- [2] H. Nyquist, Phys. Rev. **32**, 110 (1928).
- [3] R. Kubo, Rep. Prog. Phys. **29**, 255 (1966).
- [4] K. S. Novoselov, A. K. Geim, S. V. Morozov, D. Jiang, M. I. Katsnelson, I. V. Grigorieva, S. V. Dubonos, and A. A. Firsov, Nature **438**, 197 (2005).
- [5] H. B. Callen and T. A. Welton, Phys. Rev. **83**, 34 (1951).
- [6] A. C. Betz, F. Vialla, D. Brunel, C. Voisin, M. Picher, A. Cavanna, A. Madouri, G. Fève, J.-M. Berroir, B. Plaçais, and E. Pallecchi, Phys. Rev. Lett. **109**, 056805 (2012).
- [7] A. C. Betz, S. H. Jhang, E. Pallecchi, R. Ferreira, G. Fève, J.-M. Berroir, and B. Plaçais, Nat. Phys. **9**, 109 (2013).
- [8] H. Yoon, C. Forsythe, L. Wang, N. Tombros, K. Watanabe, T. Taniguchi, J. Hone, P. Kim, and D. Ham, arXiv:1401.4240 [cond-mat] (to appear in *Nat. Nanotechnol.*, 2014).
- [9] R. K. Pathria and P. D. Beale, *Statistical mechanics*, 3rd ed. (Elsevier, Oxford, 2011).
- [10] S. Das Sarma, S. Adam, E. H. Hwang, and E. Rossi, Rev. Mod. Phys. **83**, 407 (2011).
- [11] L. A. Falkovsky, Phys. Usp. **51**, 887 (2008).
- [12] N. W. Ashcroft and N. D. Mermin, *Solid State Physics* (Brooks Cole, New York, 1976).