

A Structural Query System for Han Characters

MATTHEW SKALA, University of Manitoba

The IDSGrep structural query system for Han character dictionaries is presented. This system includes a data model and syntax for describing the spatial structure of Han characters using Extended Ideographic Description Sequences (EIDSes) based on the Unicode IDS syntax; a language for querying EIDS databases, designed to suit the needs of font developers and foreign language learners; a bit vector index inspired by Bloom filters for faster query operations; a freely available implementation; and format translation from popular third-party IDS and XML character databases. Experimental results are included, with a comparison to other software used for similar applications.

Categories and Subject Descriptors: H.3.1 [Information Storage and Retrieval—Content Analysis and Indexing]: Dictionaries

General Terms: Algorithms, Languages, Theory

Additional Key Words and Phrases: Han script, character description, font, radical, grep, tree matching

ACM Reference Format:

Matthew Skala, 2014. A Structural Query System for Han Characters. *ACM Trans. Asian Lang. Inform. Process.* V, N, Article A (January YYYY), 28 pages.
DOI: <http://dx.doi.org/10.1145/0000000.0000000>

1. INTRODUCTION

Systematic efforts to describe and categorize Han characters date back as far as the Second Century [Creamer 1989]. Creamer describes *Shouwen Jiezi*, a very early Chinese dictionary, which divided its character set into 540 headings, most corresponding to semantic components (radicals) that might appear in the characters. Details like the specific list of radicals have varied over time and with the differing purposes for which dictionaries have been compiled, but that general scheme remained the standard for hardcopy dictionaries of Han characters until the Twentieth Century. A user looking up an unknown character would start by identifying the radical (a task made easier by native language knowledge, and experience with the specific dictionary's classification scheme) and then search the appropriate section, which might be further organized by number of strokes.

More recent hardcopy dictionaries, especially those aimed at foreign language learners, have used other organizational schemes. For instance, the SKIP method [Halpern 1990] uses an easily-memorized numerical description defined by the visual appearance, not the semantics, of the character. A user can identify the dictionary head for 明 as “1–4–4,” meaning “divided into left and right parts, with four strokes on the left and four on the right,” and find the character in the dictionary without needing to know which side means “moon.”

Author's address: Matthew Skala, Department of Computer Science, E2-445 EITC, University of Manitoba, Winnipeg MB R3T 2N2, Canada.

Permission to make digital or hard copies of part or all of this work for personal or classroom use is granted without fee provided that copies are not made or distributed for profit or commercial advantage and that copies show this notice on the first page or initial screen of a display along with the full citation. Copyrights for components of this work owned by others than ACM must be honored. Abstracting with credit is permitted. To copy otherwise, to republish, to post on servers, to redistribute to lists, or to use any component of this work in other works requires prior specific permission and/or a fee. Permissions may be requested from Publications Dept., ACM, Inc., 2 Penn Plaza, Suite 701, New York, NY 10121-0701 USA, fax +1 (212) 869-0481, or permissions@acm.org.

© YYYY ACM 1530-0226/YYYY/01-ARTA \$15.00

DOI: <http://dx.doi.org/10.1145/0000000.0000000>

Computerized dictionaries offer many search methods. WWWJDIC [Breen 2014b] is one of the best-known. As a Web-based resource it is constantly updated, and it offers queries by traditional radical-stroke classification; by SKIP code; by several other dictionary classification schemes; and by cross-reference to other dictionaries and character lists (including Unicode code points). Its interactive searches are especially convenient for users who do not know the Han character set well. In multi-radical mode, the user chooses one component at a time, from a list that is roughly the few hundred radicals of traditional dictionaries, but notably without any requirement to choose the single official radical of each character. A dynamically-updated list shows all characters in the database that contain all (by simple Boolean AND) of the chosen components. In handwriting recognition mode, the user can write the first few strokes of a character using the mouse, with a dynamic list updating to show the closest matches in the database to the strokes written so far. Usually, the desired character will move to the top of the list after a few strokes; but the user must know enough about Han script to be able to guess the stroke order. These kinds of interactive searches represent the current state of the art in widely-deployed computerized character dictionaries.

In this paper we describe the IDSgrep structural query system for Han character databases. IDSgrep originated as an internal development tool for the Tsukurimashou Project's Japanese-language parametric font family [Skala 2014b]. Tsukurimashou represents characters as subroutines written in a fully featured programming language, with the structure of the code echoing the visual appearance, not the semantic organization, of the characters. For instance, the code for 明 invokes subroutines for 日 and 月 and a subroutine that abstracts the operation of placing components in a left-right configuration. As a matter of software design, when writing new character definitions the developer must be able to find other characters (both those already in the fonts and those that may be added in the future) with similar structures that could share code.

Queries with specific geometric constraints like “which other characters, if any, have the same right-hand side as this one?” are not easy to answer with traditional dictionaries that focus more on meaning than on spatial organization. Negative search results are of interest, and when the font project hopes to cover obscure characters not known to most native readers, negative results from a native reader's domain knowledge are only of limited use. A human expert can at best say “I can't think of a character fitting this description,” but to be sure that *there exists no* character fitting a given description we need a precise semantics of character descriptions, a database we can trust to contain all characters of interest, and a tool for querying the database. IDSgrep is the query tool; it defines at least a syntax for the descriptions; and it can make use of existing databases that are complete enough to be useful. With a contrasting approach from existing dictionaries, IDSgrep may find application outside the original scope of font development.

The present paper's contributions are a data model and query language for the spatial structure of Han characters adapted to dictionary use; algorithmic techniques for efficient implementation of the query language; and the experimental evaluation of a practical implementation. The software is freely available from the Tsukurimashou Project's Web site on Sourceforge Japan [Skala 2014c].

1.1. Character description languages

Computer typesetting projects for Han-script languages have long used descriptions of the character glyphs in terms of smaller components, with varying degrees of complexity and formal specification in how those components may be combined. Some work in this area has focused on Knuth's [1986] METAFONT system, in which glyphs to be typeset are described using a fully powered computer programming language and

components and combining operations can be invoked as subroutines. Many authors have worked on METAFONT-related Han script projects over the course of more than three decades, with the Tsukurimashou Project that gave birth to IDSgrep as one of the most recent contributions [Mei 1980; Hobby and Guoan 1984; Hosek 1989; Yiu and Wong 2003; Laguna 2005; Skala 2014b]. The Wadalab font project [Tanaka et al. 1995] implemented similar concepts using LISP instead of METAFONT, and was one of the most successful projects of its kind; fonts it generated are in wide use in the free software community to this day. Any such project implicitly extends the programming language used into a language for describing Han characters, but most do not treat the descriptions as separate entities from the software code. HanGlyph [Yiu and Wong 2003] is one exception: it defines a formal syntax for a description language that is translated by separate and character-independent software.

Several projects use XML rather than a programming language to describe characters, and these projects often emphasize dictionary and database applications instead of primarily font creation. Font creation may nonetheless be included as one intended application of the data. Such projects include Structural Character Modeling Language (SCML) [Peebles 2007], Character Description Language (CDL) [Wu and Zheng 2009], GlyphWiki [Kamichi 2014], and KanjiVG [Apel 2014]. Here the focus is often on providing high-quality data in a convenient form for application development, with such details as user interface and query language left to the application developers to determine. Although IDSgrep does not query XML directly, it is one such query application. The possibility of using the popular XML databases, and KanjiVG in particular, was one factor motivating its design.

1.2. Tree searching

The general problem of searching for a pattern in a large input is one of the most thoroughly studied in computer science. Searching utilities like GNU grep [Free Software Foundation 2014] are widely used. At least among expert users, grep-like regular expression search is regarded as the standard for flexible text searching and is expected as a standard feature of text editors, database software, and programming languages or libraries. The desire to apply something similar to Han characters motivated IDSgrep development: “why not run grep on the writing system itself?” [Skala 2014b]

Considered as a general-purpose searching utility, IDSgrep does something much like regular expression matching on tree structures. Regular expression matching generalized to trees, and other kinds of tree pattern matching, have been studied both as abstract problems [Aiken and Murphy 1991] and with specific application to searching parse trees in computational linguistics applications [Lai and Bird 2004]. The Tregex utility [Levy and Andrew 2006] is a popular implementation in the computational linguistics domain, used for comparison in the experimental section of the present work.

Although the system can process other kinds of queries too, many important IDSgrep queries take the form of an example tree with some parts left as match-anything wildcards. The matching operation on such a query is equivalent to the *unification* operation on terms in logic programming languages like Prolog [Clocksin and Mellish 1987], and algorithmic techniques applicable to unification are of interest for IDSgrep and IDSgrep-like tree matching.

Unification can also be defined in a lattice of types, and one well-known technique for unification in type lattices represents the types as bit vectors with bitwise AND and zero-testing to represent the unification operation [Ait-Kaci et al. 1989]. The bit vector approach to type unification has been extended to generalize the zero value, which permits the use of shorter vectors and thus faster processing [Skala et al. 2010]; and to permit approximate results via the Bloom filter concept [Bloom 1970; Skala and Penn 2011], allowing further speed improvement when the bit vector test is used as

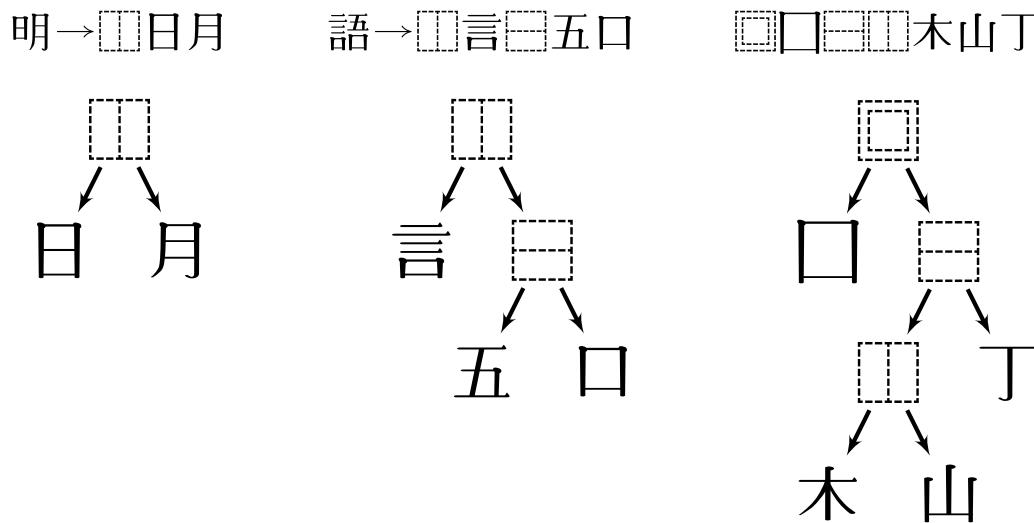


Fig. 1. Sample Unicode IDSes and their associated trees.

a guard for a more expensive non-approximate test. The present work applies similar ideas to speed improvement for tree matching. The work of Kaneta et al. [2012] on unordered pseudo-tree matching with bit vectors is also of interest; it considers a very different tree-matching problem, but it uses some similar bit-vector techniques, and has a strong theoretical analysis.

2. THE EIDS DATA MODEL AND SYNTAX

Unicode defines a simple grammar for describing Han characters as strings called *Ideographic Description Sequences* (IDSes) [Unicode Consortium 2011]. An IDS is one of the following:

- a single character chosen from a set that includes the Unicode-encoded Han characters, strokes for building up Han characters, and radicals or components that may occur in Han characters;
- one of the prefix binary operators $\square\square\square\square\square\square\square\square$ followed by two more IDSes, defined recursively; or
- one of the prefix ternary operators $\square\square\square$ followed by three IDSes, defined recursively.

Example Unicode IDSes include “ $\square\square\square\square$ ” for “明”; “ $\square\square\square\square\square\square\square\square$ ” for “語”; and “ $\square\square\square\square\square\square\square\square$ 木山丁” for an unencoded nonsense character. These are shown in Figure 1.

The binary and ternary operators (Unicode uses the term “trinary”) are special characters defined for this purpose, with code points in the range U+2FF0 to U+2FFB. Their exact semantics are not precisely defined by Unicode, but are at least suggested by the associated names and graphical symbols. It is understood that in ordinary situations they should be displayed as graphical characters; they are not *combining* or *control* characters in the Unicode-related technical senses of those terms. Earlier versions of Unicode imposed limits on the maximum total length of an IDS and the number of consecutive non-operator characters permitted to occur in an IDS, but both are unlimited in the current version. The limits were intended to make it easier for software to find the start and end of an IDS without looking too far forward or backward in a stream of characters.

[pq].x.<head of a>(a)(b)

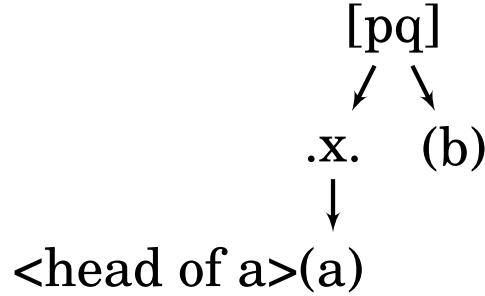


Fig. 2. A sample EIDS and its EIDS tree.

Many aspects of when and how to use IDSes are understood to be application-dependent and left unspecified. The standard non-bindingly encourages the use of IDSes that are as short as possible, which implies simply using the encoded character for any character that has an encoding, and using encoded characters to represent the largest possible components of unencoded characters rather than breaking them down further. For some applications, such as dictionaries, it may nonetheless be desirable to break down encoded characters to a finer level. That question of how finely to break down character components motivates one of the significant extensions introduced by the IDSgrep system, namely the “head” concept.

IDSgrep describes characters using *Extended Ideographic Description Sequences* (EIDSes), which are strings of Unicode characters expressing abstract data structures called *EIDS trees* [Skala 2014a]. We define the EIDS trees first. An EIDS tree is a tree data structure with the following properties.

- Each node has a *functor*, which is a nonempty string of Unicode characters.
- Each node may optionally have a *head*, which if present is a nonempty string of Unicode characters.
- Each node has a sequence of between zero and three children, which are EIDS trees defined recursively.

The number of children of a node is called its *arity*. Functors, and heads where present, usually consist of single characters, but that is not a requirement.

The most explicit EIDS character string for a given EIDS tree consists of the head of the root enclosed in ASCII angle brackets <>, or omitted if the root has no head; the functor of the root, enclosed in parentheses (), dots ., square brackets [], or curly braces {} for arity zero, one, two, or three respectively; and then the EIDSes for all the root’s children, recursively. For instance, an EIDS in this explicit syntax might be written “[pq].x.<head of a>(a)(b)”. The associated EIDS tree is shown in Figure 2.

However, the syntax includes several additional features designed both to make it easier to use and to allow valid Unicode IDSes to be valid IDSgrep EIDSes. The fully bracketed form would rarely be used in practice. First, all the Unicode IDS operator characters such as \square and \square , and some special characters used in IDSgrep pattern matching, are considered to have implicit brackets of the appropriate type when they occur where an opening bracket would otherwise appear. These are called *sugary implicit brackets* (from the term “syntactic sugar” [Landin 1964]). For instance, “[\square](a)(b)” expresses the same EIDS tree as “[\square](a)(b)”.

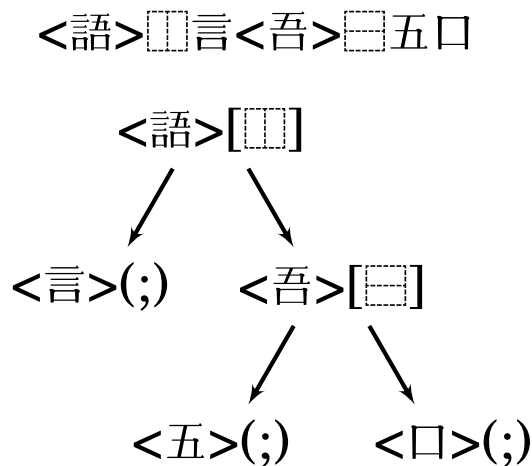


Fig. 3. The EIDS tree for the dictionary entry <語>[]言<吾>[]五口. Note the implicit brackets and semicolons.

If a character is not an opening bracket itself, is not on the short list of characters with sugary implicit brackets, and does not have some other special function (such as backslash for character-code escapes), then by default the character is considered to have implicit <> head brackets and also be followed by “(;),” a *syrupy implicit semicolon*. Han characters and their components fall into this category. Thus a single character like “語” is a valid EIDS as well as a valid Unicode IDS, and parsing it produces the same EIDS tree as the explicitly bracketed “<語>(;).”

A few other syntax rules exist, covering issues like backslash escapes; ASCII aliases of the Unicode IDS operators to allow them to be more easily typed on an ASCII keyboard; and non-ASCII aliases for the bracket characters to allow more visually appealing formatting of dictionary entries. These points are beyond the scope of the current discussion, but described in the IDSgrep documentation [Skala 2014a]. One remaining rule significant to the current work is that because neither a head nor a functor may be empty, if the closing bracket that would end a bracketed string occurs immediately after the opening bracket—which would otherwise create an illegal empty string—then it does *not* end the string but becomes the first character of the string. The important, and motivating, consequence of this rule is that “...” is valid syntax for the functor of a unary node consisting of a single ASCII period; that is the frequently-used “match anywhere” operator in the query language of the next section.

A Unicode IDS maps naturally to the EIDS tree formed by parsing it as an EIDS. The IDS operators like [] and [] become the functors of binary and ternary nodes in the tree under the sugary-bracket rule. The Han characters, strokes, and components become the heads of leaf nodes, with semicolons as their functors, under the syrupy-semicolons rule. However, it is also possible to insert heads at other levels of the tree just by inserting each head in ASCII angle brackets at the appropriate point in the Unicode IDS. For instance, a dictionary entry for the character 語 might look like “<語>[]言<吾>[]五口”: the internal nodes are marked with the characters that represent the subtrees at those locations even though they are also broken down further. If a subtree happened not to be an encoded character in itself, it could be left anonymous with no head. A search for this dictionary entry could use the complete low-level decomposition, or match a subtree or the entire entry by matching the appropriate head. The EIDS tree is shown in Figure 3.

3. THE IDSGREP QUERY LANGUAGE

Just as the Unix grep utility tests each line in its input against a regular expression and passes the matching lines through to its output, the IDSgrep command-line utility tests each EIDS in its input against a matching pattern and passes through those that match. Because of the context-free nature of EIDS syntax, traditional regular expressions would not be sufficient to handle typical queries; instead, IDSgrep defines its own language of matching patterns in terms of EIDS trees. Users specify the matching pattern for a run of IDSgrep by entering it as a string on the command line in the same syntax used for the dictionary entries. This section describes the matching patterns.

3.1. Query language definition

Let \mathcal{E} be the set of EIDS trees. We will define a function $match : \mathcal{E} \times \mathcal{E} \rightarrow \{\mathsf{T}, \mathsf{F}\}$. The basic operation of the IDSgrep utility is to parse its input, evaluate $match(N, H)$ for one matching pattern or *needle* N specified on the command line and every matching subject or *haystack* H present in the input, and write to the output every H for which $match(N, H) = \mathsf{T}$. The $match$ function is defined as follows.

- If N and H both have heads, then $match(N, H) = \mathsf{T}$ if and only if those heads are identical. No other rules are applied.
- If N and H do not both have heads, but the functor and arity of N are in the set of matching operators $\{(?), \dots, *, !., [\&], [!], . = , . @ , . / , . \# , \}$ (arities indicated by the brackets around the operators; note \dots is one of the operators, not an indication of omitted items), then $match(N, H)$ is determined by rules specific to the operator, as described below.
- Otherwise, $match(N, H) = \mathsf{T}$ if and only if N and H have identical functors and arities and $match(N_i, H_i) = \mathsf{T}$ recursively for each pair (N_i, H_i) of corresponding children of N and H .

The nullary question mark (?) is a match-everything wildcard: $match(?, H) = \mathsf{T}$ for all H . Three dots (syntax for a unary functor containing a single dot) match anywhere: $match(\dots N, H) = \mathsf{T}$ if some subtree of H (possibly all of H) is matched by N . The asterisk allows reordering of children at the top level: $match(*.N, H) = \mathsf{T}$ if and only if there is some permutation of the children of N that would match H .

The basic Boolean operations of NOT, AND, and OR are available through $!.$, $[\&]$, and $[!]$ respectively. We have $match(!.N, H) = \mathsf{T}$ if and only if $match(N, H) = \mathsf{F}$; $match([\&]MN, H) = \mathsf{T}$ if and only if $match(M, H) = \mathsf{T}$ and $match(N, H) = \mathsf{T}$; and $match([!]MN, H) = \mathsf{T}$ if and only if $match(M, H) = \mathsf{T}$ or $match(N, H) = \mathsf{T}$.

The equals sign performs literal matching of functors that would otherwise be interpreted as special. If N and H both have heads, then $match(.=N, H) = \mathsf{T}$ if and only if the heads are identical. Otherwise, $match(.=N, H) = \mathsf{T}$ if and only if N and H have identical functors, identical arities, and $match(N_i, H_i) = \mathsf{T}$ is true for their corresponding children. Those are the same rules as for basic matching without $.=$, except that any special matching semantics of the functor of N are ignored. Trees requiring this operator are not expected to occur in typical Han character databases, where the functors will normally all be semicolons and Unicode IDS operators that have no special matching semantics, but the literal match operator is included because of the basic design goal that IDSgrep is to be a generic EIDS matching and searching utility.

The at-sign does rearranged matching for operations governed by an associative law. Consider the case of three character components side by side: it might be written $\square A \square BC$, $\square \square ABC$, or $\square \square ABC$. Kawabata proposes normalizing all IDSes into a canonical form (which in this case would be $\square A \square BC$) to make matching easier [Kawabata 2012]. But in some applications, such as describing the structure of code in the

Tsukurimashou Project, there may be meaningful differences between these tree structures, such that it might sometimes be desired to write a query that matches one of these and not the others. It is also a goal of IDSgrep to place as few restrictions as possible on the form of input trees. IDSgrep thus implements a special operator for associative matching, which can be used or not depending on the desired behaviour of a particular query. Evaluation of $match(.@.N, H)$ proceeds by starting from the roots of N and H and descending recursively through all children whose functors and arities match those of the root. The remaining subtrees below the matching nodes are treated as children of notional nodes with unlimited arity; and then those nodes are compared literally as with the $.=$ operator (functor and arity must match, and all corresponding children). Thus $@[\text{A}][\text{B}][\text{C}][\text{D}]$ will match all five cases of A, B, C, and D combined in that order by three $[]$ nodes. This matching operator does not convert ternary to binary IDS operators, as the normalization approach would; users must handle that manually if desired, either using Boolean OR or by suitable normalization of the input dictionaries. Note that there is also no special handling of a combination of $.*$ with $.@.$.

The remaining two special matching operators provide escape from IDSgrep to other pattern matching systems. Slash invokes the PCRE regular expression library [Hazel 2014]: if N and H both have heads, then $match(/.N, H) = \text{True}$ if and only if the head of N considered as a PCRE regular expression matches inside the head of H ; and if they do not both have heads, $match(/.N, H) = \text{True}$ if and only if N and H have the same arity, the functor of N considered as a PCRE regular expression matches inside the functor of H , and all children match recursively. When dictionary entries come directly from Unicode IDSes and thus have single-character heads and functors, this operation is unlikely to be needed; but IDSgrep also has experimental dictionaries that include definition, pronunciation, and other data in multi-character strings, and then regular expression searching on those strings can be valuable. Finally, the hash operator is for invoking user-defined matching predicates. In IDSgrep version 0.5.1 the user-defined predicates test characters against the coverage of font files; they are not described further here.

3.2. Examples

It is expected that in typical use, the IDSgrep utility's main input will be a dictionary containing the decompositions of characters, with each tree having a head at the root level containing the character being decomposed, and then some decomposition below that. For instance, the IDSgrep dictionary derived from KanjiVG includes the entry $\langle \text{結} \rangle [\text{糸}] \langle \text{吉} \rangle [\text{士}] [\text{口}]$. Note that the subtree $\langle \text{吉} \rangle [\text{士}] [\text{口}]$ has a head of its own, because 吉 is an encoded character.

The simplest kind of query would then be a single character like 結. Under the parsing rules, that is translated to a tree consisting of a single nullary (leaf) node with 結 as its head and semicolon as its functor. Since all the dictionary entries have heads, matching proceeds by simply comparing heads for identity; the search will return $\langle \text{結} \rangle [\text{糸}] \langle \text{吉} \rangle [\text{士}] [\text{口}]$ and any other entries that have heads identical to 結. Used this way, IDSgrep performs a simple lookup function.

A more complicated query might specify the complete structure of the character. For instance, $[\text{糸}][\text{士}][\text{口}]$ (note no heads on the non-leaf nodes) will match $\langle \text{結} \rangle [\text{糸}] \langle \text{吉} \rangle [\text{士}] [\text{口}]$ by recursive matching of subtrees. In this way IDSgrep might serve to augment an input method: a user might know the pronunciation or other information needed to type 糸, 士, and 口, without knowing how to type 結. Note that the Unicode IDS characters $[\text{lr}]$ and $[\text{tb}]$ can also be substituted by ASCII aliases [lr] and [tb], so need not be specially supported by the user's input method.

But the main benefit of IDSgrep is for cases where the query only specifies partial information. The query $\dots \text{士}$ matches all characters that contain 士 anywhere, with 70 hits

in the KanjiVG database. The query $\&\dots\pm\dots\square$ matches all characters containing both \pm and \square , with 25 hits in KanjiVG. These searches mimic the multi-radical search of many computerized character dictionaries. IDSgrep can go a step further than others by capturing spatial information in the query: $\square?\dots\pm$ matches characters that contain \pm as or within the right side (not just anywhere; 31 hits in KanjiVG), and $\square?\square\pm\square$ matches characters that contain $\square\pm\square$ as the right side (6 hits in KanjiVG). That latter query might come from a language learner who is unsure about \pm but recognizes and can type the other components in \pm . A handwriting recognition query would be difficult here because \pm comes first in the stroke order, requiring the user to write it correctly before starting to specify the known components.

4. PERFORMANCE ENHANCEMENTS

A straightforward implementation of the IDSgrep command-line utility might parse every EIDS tree in its input and then match the trees against the matching pattern by recursive descent. That approach is sufficient in the original application: with the simple queries that tend to occur in practice, and databases the size of typical dictionaries, the command-line utility running on a desktop PC can answer queries at about the same speed that one user can type them. However, other applications (for instance, online dictionary servers, linguistics research, and smart-phone dictionary “apps”) may involve a higher rate of queries or less powerful hardware. Such applications motivate further enhancement of IDSgrep’s matching performance.

4.1. Match filtering

Recall that EIDS matching defines a function $match : \mathcal{E} \times \mathcal{E} \rightarrow \{\mathsf{T}, \mathsf{F}\}$ on the set \mathcal{E} of EIDS trees, and the IDSgrep command-line utility’s main purpose is to compute $match(N, H)$ for a search pattern N and each dictionary entry H . This function takes a relatively long time to compute. However, we expect relatively few entries to actually be matches: with tens of thousands of entries in the dictionary, a typical query will usually only return a few tens of matches. It seems wasteful to run the expensive calculation of $match$ on every dictionary entry when they will almost all fail, and all the more so because much of the input (namely, the list of H values) is known in advance and is the same for every search. We can reduce the waste and make use of the advance knowledge of the input by means of *filtering*.

The aim is to reduce the number of times we do the work of calculating $match(N, H)$, by first calculating some other function that is much cheaper and will rule out most values of H . If for the large majority of dictionary entries we can quickly prove that the match will fail, then we only need calculate $match$ on the few that remain. We hope that the time saved by the avoided calls to $match$ will more than compensate for whatever additional work may be required to recognize the ruled-out entries. This general approach is the foundation of the well-known *Bloom filtering* technique [Bloom 1970].

Let \mathcal{F} and \mathcal{V} be sets called the *filters* and the *vectors* respectively, and define functions $filt : \mathcal{E} \rightarrow \mathcal{F}$, $vec : \mathcal{E} \rightarrow \mathcal{V}$, and $check : \mathcal{F} \times \mathcal{V} \rightarrow \{\mathsf{T}, \mathsf{F}\}$ such that for all $N, H \in \mathcal{E}$, this property holds:

$$match(N, H) = \mathsf{T} \Rightarrow check(filt(N), vec(H)) = \mathsf{T}. \quad (1)$$

We precompute and store the values of $vec(H)$ for each H in the dictionary. This is a precomputation done just once for the useful lifespan of the dictionary, not repeated per query. To answer a user query N , we compute $filt(N)$, once per query; then $check(filt(N), vec(H))$, for every query and every entry. When $check(filt(N), vec(H)) = \mathsf{F}$, we can skip to the next entry. The property (1) guarantees that in such a case, we know $match(N, H) = \mathsf{F}$ without calculating it explicitly. Only when $check(filt(N), vec(H)) = \mathsf{T}$

do we invoke a more complicated algorithm to compute $\text{match}(N, H)$, and return H as a match to N should that return \top . The computation of check is time-critical because it happens for every dictionary entry and every query; increasing the cost of the other functions, which are invoked fewer times, can be of benefit if by doing so we can decrease the cost of check .

If (1) holds, then the algorithm is correct in the sense of returning the same set of match results that we would get without filtering. Such filtering schemes clearly exist; having check return \top unconditionally is a trivial example. However, for filtering to be of benefit, the following properties (paraphrased from the IDSgrep user manual [Skala 2014a]) are desirable. Note that unlike (1), which must be absolutely true, it is acceptable for these properties to hold only on average in common cases. When they fail, the system becomes less efficient but remains correct.

- Although vec may be expensive to compute, the elements of \mathcal{V} it produces as output are small enough that we can afford to store them for all dictionary entries.
- Although filt may be expensive to compute in comparison to check , it is still fast enough that we can reasonably afford to compute it once for each user-initiated query (each value of N).
- The check function is very fast.
- The converse of (1) is usually true, on the distribution of search patterns and dictionary entries we expect to see in practice.

IDSgrep uses two layers of match filtering. In addition to the dictionary database containing values of H , it reads an index file containing precomputed values of $\text{vec}(H)$. The two filtering layers share the definition of vec but differ in their definitions of filt and check . If the first layer returns $\text{check}(\text{filt}(N), \text{vec}(H)) = \text{F}$ (meaning H is not a potential match), then the command-line utility immediately skips to the next entry, without checking the second filter. Only if both filters return potential matches does the utility read the full dictionary entry from the main input file, parse the EIDS syntax into a tree data structure, and compute the full matching function. The index file has fixed-length records that include offsets and lengths for the corresponding entries in the main input, to allow saving on the I/O cost of reading the variable-length and sometimes large dictionary entries as well as saving on the parsing and matching operations as such.

4.2. Bit vectors and λ filters

Classical Bloom filtering is a match filtering scheme much as described here, applied to subset membership tests. It is desired to quickly test whether objects may be elements of some set that was fixed in advance, without the cost of storing and searching the entire set. The Bloom filter applies a small constant number of hash functions to an input object and uses them as indices into an array of bits. Each bit is set to 1 if and only if any of the hashes applied to any of the objects in the set would produce that hash value. When testing an unknown object, we check all its corresponding bits and return it as a possible match if and only if they are all 1. The scheme may produce some false positives (possible matches that were not in the set) but no false negatives. Any object that is in the set will necessarily return the “possible match” result; for any other object, because we are checking multiple bits that are effectively chosen at random, as long as the array is large enough to contain a significant fraction of zero bits, it is reasonably likely but not guaranteed that at least one of the bits checked will be zero and we can return “definitely no match.” The desired properties hold of recognizing all objects in the set, and not too many others. Bloom [1970] gives a detailed analysis, which has become well-known.

It is also well-known that some algebraic operations can be applied to Bloom filters with useful results: for instance, the bitwise AND of two Bloom filter bit arrays is a Bloom filter that recognizes the intersection of the sets they recognize. Guo et al. [2010] give a good summary of results on algebraic combinations of standard Bloom filters, in the context of introducing an enhanced version of their own. IDSgrep uses this algebraic view of Bloom filters to create a *filter calculus* (called a calculus because it operates on objects that implicitly represent functions) in which the filter approximating a complicated EIDS-match query is calculated from filters that approximate matching its subtrees. The notion of *generalized zero* [Skala et al. 2010] detected by counting bits and testing against a threshold is also applied.

IDSgrep’s filter calculus was designed for a specific practical implementation, and we describe it here as it is implemented in the software, including the specific parameter values found in IDSgrep version 0.5.1 [Skala 2014a]. Such things as the vector length could certainly be changed in other applications, but an attempt to generalize the scheme and present it without implementation details would not be more easily understandable.

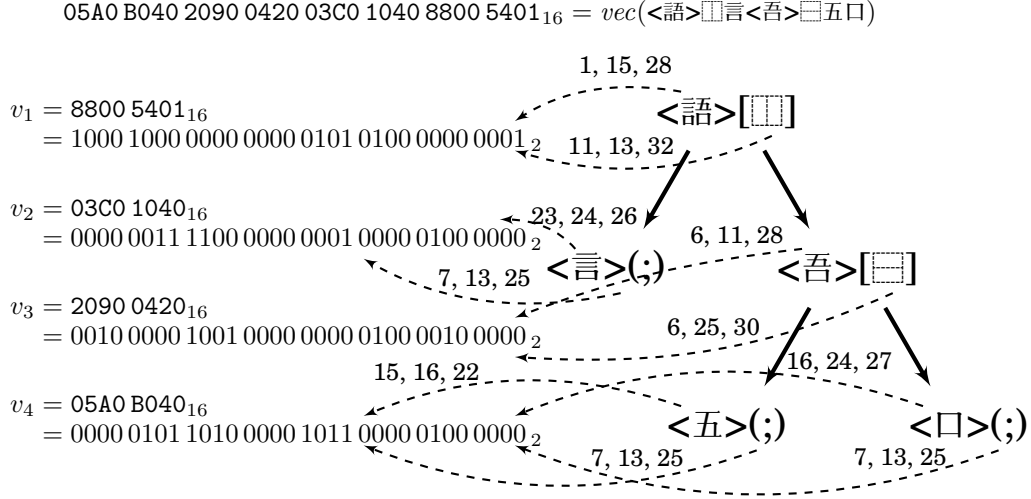
Let \mathcal{V} , the set of vectors for match filtering, be $\{0, 1\}^{128}$; that is, the set of 128-bit binary vectors. Let \mathcal{F} , the set of possible filters, be $\mathcal{V} \times \mathbb{Z}$; each filter is a pair (m, λ) of a vector m from \mathcal{V} (called the *mask*) and an integer λ . We call filters of this type *lambda filters*. Let $check((m, \lambda), v) = \top$ if and only if strictly more than λ bits are 1 in the bitwise AND of m and v . Where these filters come from (the function *filt*) will be discussed later; for now, note that we can create a match-everything filter by setting $\lambda = -1$, regardless of the vectors m and v ; so with an appropriate definition of *filt* these definitions are capable of describing a filtering scheme that is at least correct if not highly efficient.

The function $vec : \mathcal{E} \rightarrow \mathcal{V}$, which associates a 128-bit vector with an EIDS tree, is defined as follows. Let T be the input tree. The 128-bit result is divided into four 32-bit words; call them v_1, v_2, v_3, v_4 . A hash function chooses three distinct bits in v_1 to be set to 1, depending on the head of T , or three bits representing the hash of the empty string if there is no head. These bits must be distinct; it is a uniform choice among the $\binom{32}{3} = 4960$ combinations of three out of 32 bits. Then another hash function sets three more bits (distinct from each other but not necessarily from the three representing the head) depending on the arity and functor of T . Thus, v_1 will contain between three and six 1 bits.

If we are looking for trees that exactly match a specific head at the root, we can say with certainty that any tree having the desired head will have three specific bits in its vector equal to 1, namely the three bits corresponding to the hash of the head. A filter $(m, 2)$ with m selecting exactly those three bits will match all such trees—and not many others, because with only at most six bits of 32 set, the chances are good that at least one of the three bits will be 0 on a tree that does not have the desired head. This filter foreshadows the more complicated filters we will use to approximate the full EIDS *match* operation.

In the case of a nullary tree, the calculation of $vec(T)$ stops at this point, leaving $v_2 = v_3 = v_4 = 0$. For higher arities, we recursively compute the vectors for the children and merge them as follows, where (w_1, w_2, w_3, w_4) , (x_1, x_2, x_3, x_4) , and (y_1, y_2, y_3, y_4) are the values of vec for the children in order, split into 32-bit words, and $|$ represents the bitwise OR operation.

- If T is unary, then $v_2 = v_3 = w_1$ and $v_4 = w_2|w_3|w_4$.
- If T is binary, then $v_2 = w_1, v_3 = x_1$, and $v_4 = w_2|w_3|w_4|x_2|x_3|x_4$.
- If T is ternary, then $v_2 = w_1, v_3 = y_1$, and $v_4 = w_2|w_3|w_4|x_1|x_2|x_3|x_4|y_2|y_3|y_4$.

Fig. 4. Calculating the *vec* function.

An intuitive description of the *vec* calculation is that v_1 represents the head and functor of the root of T ; v_2 represents the head and functor of the first child of the root; v_3 represents the head and functor of the *last* child (which could be first, second, or third depending on the arity); and v_4 represents any other descendants of the root, including a middle child if any, grandchildren, and deeper descendants. Figure 4 illustrates the bit vector calculation. The last word, v_4 , will tend to be dense in 1 bits for large trees, because it represents the bitwise OR of Bloom filters for an unlimited number of nodes in the tree. But as long as it contains a few zero bits, it can be of some use in ruling out matches for queries that touch on those bits. The EIDS trees representing Han characters are often shallow (one or two, rarely more, layers of descendants below the root), so that accurately representing the root and two of its children is often enough for useful filtering; and with a sparse 32-bit word for each of the root and first and last children, we can hope for a high rejection rate on any matches to those nodes.

Figure 4 illustrates the bit vector calculation for a dictionary entry, with values in hexadecimal and binary notation as indicated by the subscripts. Words in the vector, and bits in the words, are indexed in one-based little-endian order; the least significant bit of the vector is bit 1 of v_1 . Each node in the tree selects three bits with its head (or lack of a head) and three bits with its functor/arity pair, as shown by the indices on the dashed arrows; these bits are set to 1 in a word selected by the location of the node in the tree. All three of the nullary nodes with semicolon functors select the bit combination 7, 13, 25 in their respective words. In the case of a unary root (rare in Han character dictionary entries, but they occur in search patterns), the single child would set bits to 1 in both v_2 and v_3 . Both of the two grandchildren of the root select v_4 , so it ends up with a greater density of 1 bits than the other words.

We mentioned that a filter $(m, 2)$ with m containing three 1 bits in the first 32-bit word of m , chosen by hashing to encode the head of the root of an EIDS tree, is a filter for the query that would match exactly trees having that head. It matches the vectors of all those trees, and few others. Lambda filters are constructed the same way for matching the state of having no head at the root, and for matching a functor/arity pair. Starting from these *atomic* lambda filters, the filter calculus for lambda filters combines them to produce lambda filters that approximate more complicated queries.

Let $f_1 = (m_1, \lambda_1)$ and $f_2 = (m_2, \lambda_2)$ be lambda filters. Let $f_3 = (m_3, \lambda_3)$ where $m_3 = m_1 \mid m_2$ and $\lambda_3 = \min\{\lambda_1, \lambda_2\}$. Any vector that matches f_1 or f_2 must contain more than λ_1 of the 1 bits specified by m_1 , or more than λ_2 of the 1 bits specified by m_2 ; so it necessarily contains more than the minimum of those (λ_3) in the union of those bit positions (m_3). Therefore the lambda filter f_3 can be used to approximate the Boolean OR of the functions approximated by f_1 and f_2 , with correct results. As we combine more and more filters with OR, the precision of the result will tend to decrease, because λ tends to decrease while the number of 1 bits in m tends to increase. Looking for fewer bits to be 1 among a larger number of bits selected by the mask increases the chances of a false positive. However, in a simple query the number of consecutive OR operations may be small enough for this loss of precision not to be a problem.

If we know that a vector v contains more than λ_1 of the 1 bits in m_1 and more than λ_2 of the 1 bits in m_2 , then by counting the 1 bits included in m_1 but not in m_2 , in m_2 but not in m_1 , and in the bitwise AND of m_1 and m_2 , we can derive a set of linear inequalities on the number of bits v contains in each of those categories. From those inequalities (not shown here; the derivation is lengthy, although elementary) we can find seven different lambda filters that will necessarily match v , corresponding to the seven nontrivial subsets of the bit categories { in m_1 but not m_2 , in m_2 but not m_1 , in both m_1 and m_2 }.

Any of these seven filters would produce correct results if used as the lambda filter for the Boolean AND of (m_1, λ_1) and (m_2, λ_2) ; but depending on the nature of the input filters and the distribution of vectors in the database, some of the possible results may be much better than others for efficiency. Some may be trivial match-everything filters. IDSgrep's implementation uses an heuristic rule to attempt to choose the combination that will give the most precise filter: it will include each of the three bit categories if more than one third of the bits in that category are required to be 1, unless no categories meet that criterion, in which case it will use any categories that require at least one bit to be 1. This rule is intended to maximize the λ value of the resulting filter, which should help precision, while avoiding the use of very dense masks, which could be expected to harm precision. Whether it is a good rule is difficult to evaluate in isolation, but bears on the experimental results for the overall filtering scheme.

One more filter calculus operation is necessary to do basic EIDS matching: we must be able to compute a lambda filter for matching a child, given that we have a lambda filter for matching at the root. Here something similar to the Boolean AND calculation applies. If T and U are EIDS trees, T is the first child of U , and more than λ selected bits in the first word of $vec(T)$ are 1, then more than λ of the corresponding bits in the *second* word of $vec(U)$ are 1, because those are the same bits by definition of vec . That is fine as long as our lambda filters examine only the first word. However, there can be multiple bits (as many as three) in $vec(T)$ that are combined with bitwise OR to form a single bit in $vec(U)$, and if two bits in $vec(T)$ are 1 but collide in this way, we only know of one bit in $vec(U)$ guaranteed to be 1. By examining the bits in the mask m_1 of a lambda filter $f_1 = (m_1, \lambda_1)$ and determining the worst-case number of collisions (this derivation, like that for AND, is lengthy but elementary), it is possible to construct a filter $f_2 = (m_2, \lambda_2)$ that will necessarily match any tree whose first child would be matched by f_1 . Similar constructions exist for second and third children. Applying this construction repeatedly can produce a filter for matching any chosen descendant of the root.

Now we have the necessary filter calculus operations to do basic EIDS matching. Recall that under basic matching, that is, when the functor and arity of the needle N do not correspond to a special matching operator, $match(N, H) = \top$ if and only if either N and H both have heads and those heads are identical, or N and H do not both have heads but they have the same functor and arity and all corresponding children match

recursively. Each operation in that logical statement corresponds to a filter calculus operation. Starting with the atomic lambda filters for matching heads, head absence, and functor/arity, we can use OR, AND, and the “match child” transformation to calculate a lambda filter $filt(N)$ with the desired property that $check(filt(N), vec(H)) = T$ whenever N and H match under basic matching, and not often otherwise.

It takes a little more work to handle the special matching operators of IDSgrep. When calculating a filter for a query, IDSgrep follows the same logic as in the definition of the *match* function: check whether the functor and arity of the root of the query EIDS tree describe a special matching operator, follow rules specific to the operator if one is recognized, and apply basic matching otherwise. The Boolean OR and AND operations [||] and [&] are handled by straightforward application of the OR and AND rules already defined by the filter calculus.

The Boolean NOT operator $!.x$ is more difficult. Recall that filters, by definition, must match when the full EIDS matching query would match, but need not make any guarantees about whether they will match or not in other cases. The match-everything filter is an acceptable filter for every query, and any filter is acceptable for the match-nothing query. As a result, we cannot by examining a filter determine with certainty any circumstances under which the corresponding EIDS matching query would *not* match. Any case of the filter matching might be a false positive for which the full query would not match, and would become a forbidden false negative if we attempted to invert it. Therefore, if we attempt to evaluate the $!.x$ operator in pure filter calculus where given a filter for a query x we must find a filter for $!.x$, the only correct result will be a match-everything filter, regardless of x ; and further filter calculus operations using that match-everything filter will tend to yield imprecise results, harming the overall outcome of the filtering.

IDSgrep processes the $!.x$ operator by temporarily breaking out of the filter calculus to apply Boolean algebra to the underlying EIDS matching queries, which contain more useful information than their lambda filters. It applies double negation (NOT NOT x equivalent to x), de Morgan’s theorem (NOT (x OR y) equivalent to (NOT x) AND (NOT y)), and recognizes the special cases of the match-everything and match-nothing queries (?) and $!.(?)$. Whenever it would calculate the lambda filter of a query with the $!.x$ operator at the root, it instead applies any of these rules that it can, to push the negation further down in the tree. Doing so may sometimes eliminate the negation entirely, but even if it cannot be eliminated, negation further down in the tree will tend to cause less harm to the precision of the final filter. If the negation cannot be removed or postponed, only then does IDSgrep resort to returning the match-everything filter.

Only a few other special operators are handled by the lambda filtering scheme. The filter for the literal-match operator $.=.$ is just the filter for its child under basic matching, ignoring any special meaning of the child’s functor and echoing the definition of $.=.$. The unordered-match operator $.*$ is expanded into an equivalent construction using Boolean OR on all permutations of children, before calculating the lambda filter on the expansion. Similarly, the match-anywhere operator $...$ is expanded into an equivalent OR of four queries: one each for matching at the root, first child, last child, and all other descendants. These cases correspond neatly to the four 32-bit words in the bit vector.

One can imagine a similar expansion of an associative query using $.@.$ into an equivalent query without $.@.$, but such a construction would suffer from a combinatorial explosion, containing one subquery for each way of parenthesizing the original, all combined with Boolean OR. IDSgrep avoids this possibility by just using the match-everything filter for $.@.$ queries, giving behaviour that is at least correct and not significantly worse than no filtering at all. Similarly, the user-predicate and regular-

expression matching operators, which escape to other matching functions that defy algebraic analysis, are always assigned match-everything lambda filters.

By applying these rules, IDSgrep can calculate a lambda filter for any query, having the desired properties of no false negatives and reasonably few false positives. That is the first layer of filtering, used to avoid both explicit calculation of the *match* function and evaluation of the somewhat more expensive second layer of filtering, which is described next.

4.3. BDD filters

The precision of lambda filtering is limited by the implicit requirement of the filter calculus that the result of an operation on lambda filters must itself be a lambda filter. If we consider $check(filt(N), \cdot)$ as a Boolean function on bit vectors, it may well be that the function we would like it to compute is not one that can be well-modelled by a lambda filter. For instance, consider the lambda filters $(0101, 1)$ and $(1010, 1)$ on four-bit vectors. Those match vectors of the form $x1y1$ and $1x1y$ respectively; four vectors each, with one vector matched by both filters. But the most precise lambda filter for the OR of these two filters is $(1111, 1)$, which matches 11 of the 16 possible four-bit vectors, including four that would not have been matched by either input to the OR. If these filters already represented compromises to the hope of closely approximating a tree match, the result of the OR is likely to be a much worse compromise. We might hope to do better with a more powerful set of Boolean functions applied to the same bit vectors, and a filter calculus that loses less precision in its operations.

IDSgrep's *BDD filters* address that hope. They are named for the *binary decision diagram* (BDD), which is a well-known data structure for representing Boolean functions of bit vectors. The data structure is well described in standard references [Knuth 2009] and we do not explain its inner workings beyond IDSgrep's perspective. IDSgrep uses a third-party open-source BDD library named BuDDy [Lind-Nielsen 2014] as a black box implementation of BDDs.

BuDDy provides Boolean functions as objects for the software to manipulate, with operations ranging from simple, like "compute the function that is the Boolean OR of these two functions," to much more complicated, like "count the number of distinct input vectors on which this function is true." Some of these operations are NP-hard and cannot be performed in reasonable time in the worst case; but the algorithms and the implementation include many optimizations for the cases expected in practice.

IDSgrep applies BDDs directly to the match filtering problem. Let \mathcal{V} , the set of vectors for match filtering, be $\{0, 1\}^{128}$, the 128-bit binary vectors just as in lambda filtering. Similarly, let vec be the same function used in the lambda filtering of the previous section. BDD filtering operates on the same vectors. It differs in the definition of \mathcal{F} , the set of filters: here, \mathcal{F} is the set of all *monotonic* Boolean functions on 128-bit binary vectors. Monotonic Boolean functions of binary vectors are those where, if the function's value for a given input is true, changing a 0 bit in the input to a 1 can never cause the function's value to change to false. This requirement limits the complexity of the functions somewhat, but \mathcal{F} remains a huge set, and we will later apply a further constraint on the complexity of the functions that will actually be used. Elements of \mathcal{F} are represented by binary decision diagrams, and the *check* function on a BDD and a vector simply evaluates the function that the BDD represents, using the vector as input.

The calculus of BDD filters starts with atomic filters and applies operations to create filters for arbitrary EIDS matching queries, much like the calculus of lambda filters. Just as with lambda filters, when a query has a given head at the root, there are three bits in the first word of its vector that must be 1. It is easy to create a BDD for the function true if and only if all those bits are 1, and that is the atomic BDD filter for

matching that head value. So far, it represents the same function that the equivalent lambda filter would represent. Similar atomic BDDs are easy to define for matching the absence of a head at the root, and any given functor/arity pair.

Boolean OR and AND use the relevant BDD operations directly. Here is the first significant difference from lambda filtering: whereas the lambda filter for the OR of two lambda filters may also match on some vectors that would not have been matched by either input (a loss of precision), the OR of two BDDs represents *exactly* the function that is true if and only if at least one of the input functions is true; and the BDD for AND is, similarly, an exact representation of that operation. There is no loss of precision in these simplest BDD filter calculus operations.

Matching a child may involve some loss of precision. Suppose for some EIDS tree T which is the first child of the EIDS tree U , the four 32-bit words of $\text{vec}(T)$ are (v_1, v_2, v_3, v_4) and the four 32-bit words of $\text{vec}(U)$ are (w_1, w_2, w_3, w_4) . Consider bit 1 of w_4 . If it is 1, that could be because bit 1 of any of v_2, v_3 , or v_4 might have been 1, or as a result of other bits coming from other children of U . The filter has no way of determining which of those possibilities might be true just by examining $\text{vec}(V)$, except that if the bit is 1 then *at least one* of the bits that contributed to it must have been 1. However, recall that we required BDD filters to represent monotonic functions. If bit 1 of w_4 is 1, then the filter can safely assume that *all* of the bits that were combined with OR to generate that bit—that is, all of v_2, v_3, v_4 , and the similar bits from other children of U —were 1. Then the filter will necessarily match in all the cases where it is required to match, as well as possibly some other cases; some precision is lost here.

For each bit in the child's vector, we can write a *rearrangement function* of the bits in the parent's vector that describes whether the child bit could possibly be true. For instance, bit 1 of v_1 could possibly be true if and only if bit 1 of w_2 is true. The collection of such functions produces a safe guess at the contents of $\text{vec}(T)$ based on $\text{vec}(U)$: a vector guaranteed to contain 1 at every bit position where $\text{vec}(T)$ contains 1. By monotonicity, a BDD filter applied to the guess will produce a usable approximation of the same filter's results applied to the actual value of $\text{vec}(T)$, only with a possible loss of precision. Therefore to match a pattern as the first child of the root, IDSgrep builds a BDD filter to match the same pattern at the root, composes it with the collection of bit rearrangement functions, and the result is a filter to match the same pattern as the first child instead of at the root. A similar construction is used to match second or third children.

Applying these operations to the atomic filters, as in lambda filtering, gives BDD filters for basic EIDS matching. Filters for special matching operators are also constructed using similar techniques to those used for lambda filtering. Boolean OR and AND, and the literal match operator .= , are straightforward. Boolean NOT is handled by examining the underlying EIDS-match queries and applying Boolean algebra, as in lambda filtering, with a match-everything BDD filter used as a fallback where necessary. Unordered match .* is expanded into a Boolean OR of the matched permutations, and match-anywhere ... into an OR of four expressions for matching at the root, as first child, as last child, or as any other descendant. Finally, the .@ , ./ , and .# operators are assigned match-everything BDD filters, as in the lambda filtering case.

One significant issue remains: the complexity of the calculated BDD filters. The BuDDy library is quite efficient, containing most of the usual optimizations expected of a BDD library, and it has a minor advantage over other libraries for IDSgrep's purposes because it does *not* include a popular optimization called *negated edges*. Because IDSgrep operates only on monotonic functions, negated edges would never actually be used, and leaving the fields for storing them out of the data structure improves the constant factors. But even with good constants, any BDD library must repeatedly solve NP-hard problems to maintain the data structure, and there is a potential

for both time and space requirements to become exponential. We could imagine that a pathological query would cause IDSgrep to spend so much time in the per-query preprocessing, building the BDD filter, as to outweigh any possible advantage in the per-entry scanning.

IDSgrep addresses that concern by enforcing a constraint on the complexity of any BDD returned by filter calculus operations. Recall that adding false positives to a filter will never cause incorrect results from the overall filtering and matching algorithm; it will only reduce efficiency by requiring more full EIDS tree matches. We can always change a BDD filter to one that returns the possible-match result on more vectors, as long as we do not cause it to stop returning possible-match on any vectors for which it already does so. Furthermore, the BuDDy library can provide an estimate of the cost of a BDD in time and space, in the form of a count of the nodes in an internal data structure. With these facts in mind, IDSgrep has a simple way of avoiding excessive resource consumption in BDD filter calculus operations: after each operation, it checks whether the result is too complicated, and if so, replaces it with something simpler but still correct.

In more detail, after each BDD filter calculus operation IDSgrep checks the number of nodes in the BDD. If the BDD contains more than 1000 nodes, it applies *existential quantification* to one of the bits in the input. For a given bit b_i in the input, the existential quantification of the BDD of a function f_1 with respect to b_i is a new BDD of a function f_2 that is true if and only if some value of b_i (either 1 or 0) exists such that f_1 is true, on input vectors otherwise identical. For monotonic functions this can be thought of as forcing the value of b_i to be 1. The bit b_i ceases to be in the support of the function (that is, f_2 no longer depends on the value of b_i) and so the BDD of f_2 contains no internal nodes mentioning that bit.

Applying existential quantification to every bit of the input in turn would eventually yield a one-node BDD that is identically true or identically false regardless of the input; therefore, it is always possible to reduce the size of the BDD to 1000 nodes or less by applying a sufficient number of quantification operations. IDSgrep does so, choosing bits in decreasing order of index from the most significant in v_4 down to the least significant in v_1 until the node count is less than or equal to 1000. The result is a BDD filter that matches at least all vectors matched by the unconstrained filter, but with a limited complexity. Enforcing this constraint after every filter calculus operation prevents the next filter calculus operation from taking excessive amounts of time or space. Some precision may be lost, but only on complicated queries for which match filtering provides little advantage to begin with.

4.4. Match memoization

Straightforward recursive descent evaluation of the IDSgrep matching function takes exponential time in the worst case. The definition of *match* recurses more than once into its children in the cases of the \dots operator (each subtree of the haystack against the needle) and the \cdot^* operator (the haystack against as many as six permutations of the needle). A matching pattern with many nested instances of these may take a very long time to evaluate.

However, the straightforward recursive descent algorithm lends itself to dynamic programming via memoization. The needle and haystack each contain a linear number of subtrees, and each pair of subtrees deterministically does or does not match. We can store and re-use the result of $\text{match}(N, H)$ for each pair (N, H) in a table of size $O(n^2)$.

Computing the *match* function given the table entries for all subtrees of its arguments is a linear-time operation in the worst case implemented within IDSgrep, which is the $\cdot@$ operator; that operator potentially requires comparing node lists of linear length. IDSgrep stores strings using a hashed symbol table for constant-time equal-

ity tests on strings, so `.@.` can be implemented in $O(n)$ time, plus recursion into the subtrees. The other operators are constant-time after recursion is paid for. Multiplying $O(n^2)$ subproblems with $O(n)$ time per subproblem gives $O(n^3)$ time overall. This analysis excludes the `./` regular-expression matching operator. That operator connects IDSgrep to the external PCRE library, which does not offer time guarantees; but $O(n^2)$ remains as a bound on the number of calls IDSgrep makes to PCRE.

In the practical implementation, on commonly-occurring queries, match memoization is rarely beneficial. Users seldom construct queries with more than one or two instances of `...` or `.*`, rarely nesting them even then. The additional constant factors associated with hashing before and after each node-to-node matching test, increased memory working set size resulting from random accesses to the hash table, and so on, are considerable. But to guard against pathological or malicious queries, the IDSgrep utility implements memoization conditional on the matching pattern. When the matching pattern includes more than two instances of `...` or `.*`, IDSgrep will memoize *match*, giving a $O(n^3)$ time bound while still avoiding the overhead of maintaining the hash table in the usual case of simpler queries.

5. EXPERIMENTAL EVALUATION

This section presents experimental evaluation of IDSgrep version 0.5.1, with BuDDy 2.4 and dictionaries from CJKVI as supplied by the IDSgrep distribution; CHISE-IDS 0.25; the September 1, 2013 released version of KanjiVG; and Tsukurimashou 0.8. PCRE 8.31 was available on the experimental computer, but only used in the present experiments for running IDSgrep's own test suite to verify that the software had been compiled and installed correctly. Speed results are user CPU time on one core of an Intel Core i5-2400S desktop computer with 4G of RAM and a 2.5GHz clock, running 64-bit Scientific Linux 6.5 with Linux kernel version 2.6.32-358.18.1.el6. IDSgrep was compiled in the default configuration selected by its build scripts; on this system that invoked the GCC 4.4.7 compiler with “-O2” optimization.

5.1. Match filtering

The main experimental question of interest here was how the algorithmic enhancements (both kinds of match filtering, and match memoization) affect query speed. The speed test queries were chosen to be similar to those users typically make in practice, and to exercise the relevant features of the query language. There was an emphasis on queries involving wildcards and Boolean logic, which are more challenging to search algorithms. Some queries returning no hits, and some returning large numbers of hits, were tested. However, artificial pathological cases that users would not be expected to create in actual use were not included in the main speed evaluation.

We started with the 160 Grade Two Jōyō Kanji characters as taught in the Japanese school system, and found their entries in the CJKVI Japanese-language character structure dictionary generated by the IDSgrep installer. That dictionary excludes characters with no breakdown into smaller components, according to its own rules for determining what qualifies as an atomic component; other dictionaries do have entries for some of the characters that CJKVI excludes. For 144 of the Grade Two characters, CJKVI provided an entry; and for each of those we removed all heads from the EIDS tree except at the leaves, to create a tree that might be further modified to form a test query. For instance, from the dictionary entry **【数】** **□□**<娄>**□**米女文, removing the non-leaf heads gave **□□**米女文.

The test query set contained 1642 queries and was constructed as follows:

- All 160 Grade Two kanji as single characters for head-to-head matching.
- Match-anywhere applied to each of the 160 Grade Two kanji.

- The 144 dictionary entries with heads removed.
- The 144 headless dictionary queries with each leaf in turn replaced by the wildcard (?). For instance, 𠂇*女文 generated 𠂇?女文, 𠂇*?文, and 𠂇*女?. This process created 536 queries, reduced to 524 by removing duplicates.
- Unordered-match applied to the root of each of the 144 headless dictionary entries, for instance *𠂇*女文 from 𠂇*女文.
- For all headless dictionary entries that included the necessary structure for associative match to be meaningful, such as 𠂇𠂇𠂇+一寸, the same tree with associative match inserted, such as 𠂇𠂇@𠂇+一寸; there were 53 of these, including three where it was possible to apply @ to two different associative structures in the same tree.
- For all headless dictionary entries with binary roots, the same tree with the root replaced by the Boolean OR operator, for instance 𠂇𠂇 from 𠂇𠂇. There were 137 of these. The seven headless dictionary entries without binary roots all had 𠂇 as root functor.
- For each x chosen from among the 160 Grade Two kanji, the queries &... x ...日 and &... x !...日. That makes 320 queries, intended to test Boolean AND and NOT with match-anywhere in usage patterns similar to multi-radical search; since 日 occurs within some of the Grade Two kanji, some of these queries will necessarily return no results.

The literal-match, regular-expression, and user-defined predicate operators, which exist for special purposes not directly relevant to structural query of Han characters, were excluded from the test query list. The IDSgrep package includes a test suite of its own with a similar selection of queries to ours, but it is based on the Grade One characters and their dictionary entries in KanjiVG, with some manually-constructed pathological queries included to test correctness of the implementation rather than speed in realistic use.

Four dictionaries of character decompositions were used for the speed test: CJKVI (Japanese version, supplied in the IDSgrep 0.5.1 package) with 74361 entries totalling 4461882 bytes; CHISE IDS version 0.25, with 133606 entries totalling 5555303 bytes; the KanjiVG release of September 1, 2013, with 6666 entries totalling 175257 bytes; and Tsukurimashou 0.8, with 2655 entries totalling 106021 bytes. This makes a total of 217288 dictionary entries. Although CHISE IDS supplies more than half the entries, the other dictionaries often use different structural descriptions of frequently-occurring characters and components, and so they add some diversity in the trees to be searched.

The IDSgrep 0.5.1 installer is also capable of building a dictionary from the EDICT2 file [Breen 2014a], but that was not included in the present experiment because it is a dictionary of word meanings and pronunciations, intended to be searched primarily with PCRE. Since it contains many large entries that would tend to be skipped by the test queries aimed at single characters, its inclusion in the timing results would tend to overstate the advantages of bit filtering in the character dictionary applications studied here.

Table I summarizes the test queries, test dictionaries, and numbers of hits returned (final tree matches, which are the same regardless of filtering). The mean number of hits per query was 101.72. The top three queries by number of hits were ...心, &...心!...日, and ...止, returning 5353, 5152, and 4074 hits respectively. There were 67 queries that returned no hits, and 560 that returned one hit each. Note that the total hit counts for Boolean AND and match-anywhere queries are the same because of the design of the test query set: each match-anywhere test query corresponds to a pair of Boolean AND test queries whose results are disjoint and when unified are the same hits returned by the match-anywhere query.

Table I. Test queries, test dictionaries, and tree-match hit counts.

dictionary size	queries	CJKVI-J	CHISE	KanjiVG	Tsuku.	TOTAL
		74361	133606	6666	2655	217288
Grade Two kanji	160	144	123	160	320	747
match-anywhere Gr. 2	160	28757	37394	1903	634	68688
headless dictionary entries	144	152	67	18	16	253
wildcard leaves	524	16237	9998	1212	357	27804
unordered match	144	157	67	18	16	258
associative match	53	54	9	0	2	65
Boolean OR	137	145	31	129	213	518
Boolean AND	320	28757	37394	1903	634	68688
TOTAL	1642	74403	85083	5343	2192	167021

Table II. Timing and hit count results for the filtering layers.

filters	λ hits		BDD hits		tree hits		mean	st. dev.
both	156617732	(43.9%)	30980198	(19.8%)	167021	(0.54%)	173.69	0.68
BDD			30980206	(8.7%)	167021	(0.54%)	178.02	0.74
λ	156617732	(43.9%)			167021	(0.11%)	533.60	0.24
none					167021	(0.05%)	1024.85	0.22

We ran 20 loops of the 1642 test queries against the 217288 entries of the test dictionaries in each of four treatments: the default IDSgrep configuration (which includes both lambda and BDD filtering), with lambda filtering alone, with BDD filtering alone, and with no match filtering. Filtering treatments were selected using IDSgrep's built-in command-line options, and times were collected using its statistics option. The results are in Table II. Hit percentages refer to the input of each filtering or matching layer; for instance, when both filters were used the 30980198 BDD hits per loop represented 19.8% of the 156617732 trees that had already passed the lambda filter. All the results shown are per loop of $1642 \times 217288 = 356786896$ matching tests. The means and sample standard deviations across the 20 loops are shown for the times, which are measured in user CPU seconds using the Linux `getrusage` system call. Because the filtering and tree-match algorithms are deterministic, the filter hit counts are the same for all loops of each condition.

The times for both filter types, and BDD only, seem close enough for a statistical test to be appropriate. One-way ANOVA applied to the sample mean times gives $F(3, 76) > 11.4 \times 10^6$, $p < 0.0001$, so we reject the null hypothesis that the means are the same for the four filtering treatments. The Tukey HSD (Honestly Significant Difference) test applied to the pairwise differences gives $HSD(0.01) = 0.54$, less than the difference between any pair of sample mean times; all the pairwise differences are statistically significant with $p < 0.01$.

5.2. Memoization

To check the effects of memoization, we compiled a modified version of the IDSgrep command-line utility in which the test for whether to use memoization (a function called `check_memoization`) was disabled. The configuration was otherwise default; in particular, both layers of bit vector filtering were active. We then ran queries against the combined test dictionaries for the character component 寺 nested inside k match-anywhere operators, for k from 1 to 10. These queries all return the same results, but would be expected to become slower as k increases.

Table III and Figure 5 show the time in seconds per query for each value of k , with sample mean and standard deviation for 100 trials. Also shown in the figure is a linear function fit by least squares to the default-configuration query times, and an exponential function fit to the no-memoization times (by least squares fitting a line to the logarithms of the data, to avoid overemphasis on the larger numbers).

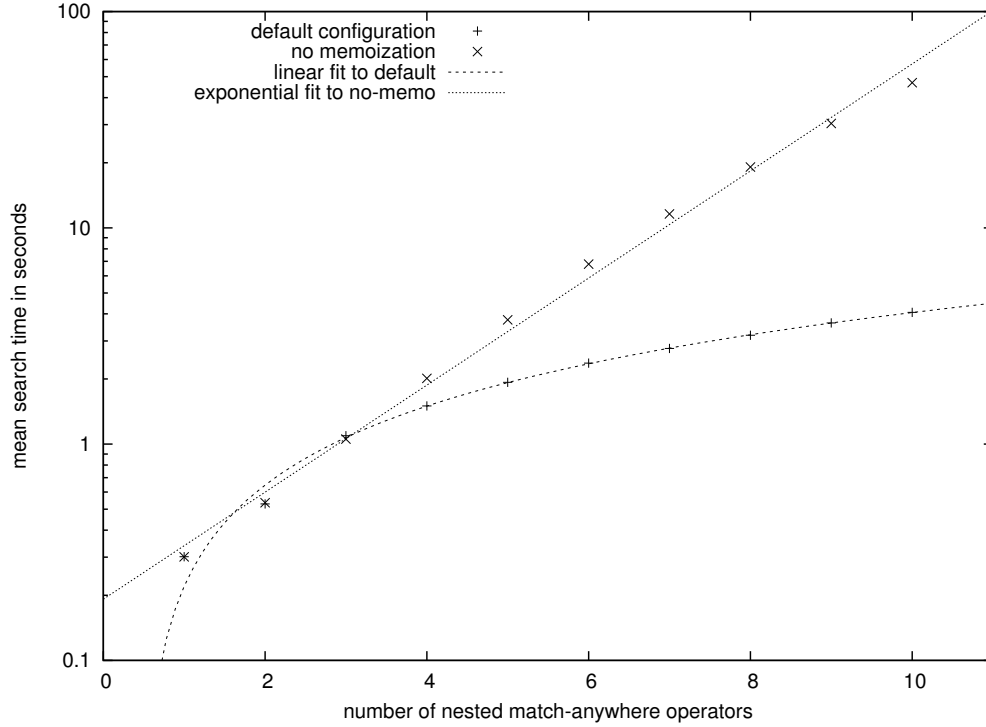


Fig. 5. Query times for nested match-anywhere with and without memoization.

Table III. Query times for nested match-anywhere with and without memoization.

k	default config		no memoization	
	mean	st. dev.	mean	st. dev.
1	0.302	0.009	0.301	0.009
2	0.529	0.015	0.536	0.022
3	1.094	0.015	1.054	0.029
4	1.501	0.014	2.014	0.046
5	1.929	0.046	3.754	0.058
6	2.369	0.056	6.802	0.139
7	2.769	0.071	11.584	0.210
8	3.188	0.056	19.119	0.315
9	3.634	0.061	30.386	0.161
10	4.068	0.059	46.911	0.219

5.3. Comparison to other software

Because IDSgrep is currently the unique implementation of its own query language, and few similar query languages exist, it is difficult to meaningfully compare it to other software packages. We tested two that might be used for similar purposes to IDSgrep: GNU grep [Free Software Foundation 2014] and Tregex [Levy and Andrew 2006].

GNU grep is a popular version of the standard command-line grep utility. Its basic function is to take a text file as input and pass through to the output all lines that match a query pattern—much as IDSgrep does for EIDS trees. The query patterns for grep are usually described as *regular expressions*, and regular expressions as such cannot be used to recognize non-regular languages (the language of balanced parentheses being the classical example). EIDS and Unicode IDS, as context-free non-regular lan-

Table IV. Timing comparison between IDSgrep and GNU grep.

search software	mean	std. dev.
IDSgrep (default)	145.58	1.15
IDSgrep (no filtering)	478.58	1.53
GNU grep	9.46	0.06

guages, are not well suited to sophisticated queries with `grep`. However, GNU `grep`, like many recent implementations of `grep`, supports back-references and other extensions of regular expression syntax that allow it to recognize a limited class of non-regular languages. As one of its authors describes in an electronic mailing list posting [Haertel 2010], it is a heavily optimized implementation of standard DFA-based string search techniques.

Not all IDSgrep queries can reasonably be translated into `grep`-like string search queries, but two important kinds of IDSgrep queries easily can be: looking up a single character with a query like 語 (in which case the search should return exactly those dictionary entries that have that character as head), and looking for a single constituent anywhere in the entry with a query like ...言. We can translate these two queries into GNU `grep` queries 語 and 言 respectively. In IDSgrep’s default databases, each entry is one text line, lenticular brackets (synonymous with ASCII angle brackets in EIDS syntax) occur only in entry heads, and characters like 言 do not occur in unusual contexts, so these GNU `grep` queries return the same entries as the original IDSgrep queries despite not having technically identical semantics. Simple Boolean queries can also be performed easily with `grep`, by passing the output of one `grep` instance through another.

In our test query set, 640 queries are thus of a form that can easily be processed with GNU `grep`. We ran 20 loops of those 640 queries against the combined test databases, using IDSgrep in its default configuration, IDSgrep with bit vector filtering turned off (for a possibly fairer comparison to `grep`, which uses no pre-computed index), and GNU `grep`. The timing results in user CPU seconds, with means and standard deviations over the sample of 20 loops, are shown in Table IV.

Careful handling of the test databases was necessary for accurate results. The third-party data sources used to generate the dictionary files include some proportion of syntactically invalid entries (worst in the CHISE-IDS dictionary, where the IDSgrep installer detects 11746 bad entries). Most of these are filtered out during dictionary creation, and not included in our counts of dictionary entries; and IDSgrep’s EIDS parser attempts to tolerate, but cannot correct, any bad syntax that may remain. Errors in the third-party dictionaries are not further analysed here. There is no gold standard, and the present work only concerns searching in given data, whatever its quality. The usual effect of IDSgrep’s error recovery is for it to see more than one tree on the same input line, because of a missing operator character causing the parse of the first tree to terminate prematurely. Thus, it is possible for IDSgrep to return more matches than the number of lines in the file. Since GNU `grep` is strictly line-based, to get an accurate count of matching trees from `grep` is it necessary to give it input with exactly one EIDS tree on each line. We processed the input dictionaries through IDSgrep with a match-everything query and its built-in *cooked output* mode set to generate a canonical EIDS syntax with one tree on each line. The processed dictionary file allowed GNU `grep` to return line-based match counts identical to IDSgrep’s tree-based match counts for the same queries.

The crucial disadvantage of GNU `grep` is that it cannot do the complicated subtree-matching queries for which IDSgrep is intended. Stanford Tregex [Levy and Andrew 2006] is a more powerful tree-matching program originating in the computational lin-

guistics community, and one of the nearest pre-existing equivalents to IDSgrep in terms of expressive power and application domain. It is intended for use with parse trees of sentences in databases like the Penn Treebank [Marcus et al. 1993], and it supports a query language based on describing constraints between nodes. The available constraints are chosen based on the community's experience with what kinds of queries users wish to make on parse trees; in general, Tregex has more emphasis on longer-scale ancestry and predecessor/successor relationships, and less emphasis on fixed-arity nodes and the sequence of children, compared to IDSgrep. Tregex includes special features for manipulating “heads,” but they refer to the linguistic meaning of that term in relation to parse trees, not the rather different EIDS-specific definition.

To make EIDS trees searchable with Tregex, it was necessary to translate the trees into the syntax used by tree bank files, which expresses variable-arity trees using nested parentheses and alphanumeric labels. We used a Perl script to do this translation, using identifiers starting with A, B, C, and D for functors of nodes with heads (arity zero to three respectively); U, V, W, and X for functors of nodes without heads; and H for head values themselves, all those prefixes being followed by the hexadecimal Unicode code point values, separating additional code points with underscores in the case of multi-character strings. Each node had a label corresponding to its functor and arity, then the first child would be the EIDS head if any, and any remaining children would be the ordered children of the node in the EIDS tree. We also inserted a special node with the label R at the root, without which it might be difficult to avoid having all queries function as match-anywhere. Tregex was invoked using its command line interface with the -o option, to have it return only one result for each match, as opposed to its default of returning multiple matches when a single tree can satisfy the query constraints in multiple ways.

For example, the EIDS <明>☐☐日月 was translated to the tree bank-style tree (R (C2FF0 H660E (A3B H65E5) (A3B H6708))). That can be read as a root R with one child, which in turn is binary with functor U+2FF0 (☐☐) and head U+660E (明). The next two children in the tree bank-style tree are both nullary with functor U+003B (semicolon, which is implicit in the EIDS syntax), and heads U+65E5 (日) and U+6708 (月) respectively.

With this encoding scheme for the trees, almost all of our test query set can be translated into Tregex queries by recursively expressing the match condition at each node in Tregex terms.

- Exact head-to-head matching is equivalent to checking the first grandchild of R for an exact match. For instance, the EIDS query 明 becomes “R <, (__ <, H660E)”.
- Match-anywhere on a single character (assuming no headless semicolons occur in the dictionary, which is true of our test dictionaries) is equivalent to simply searching for the appropriate head token. We include a check for the root node, to prevent Tregex from returning multiple matches within the same dictionary entry. For instance, the EIDS query ...明 becomes “R << H660E”.
- The headless dictionary entry test queries can be translated to Tregex queries by a simple recursion. Some care is needed to match internal nodes both with and without heads. For instance, the EIDS query ☐☐日月 becomes “R <, (C2FF0 <2 (__ <, H65E5) <3 (__ <, H6708)) | <, (W2FF0 <, (__ <, H65E5) <2 (__ <, H6708))”.
- Dictionary entry queries with wildcards in the leaves can be formed by omitting the matching constraints for the wildcard nodes.
- Unordered match queries follow the same pattern as their ordered equivalents, substituting the general child operator “<” for position-specific child operators like “<2”.
- Boolean OR, AND, and NOT, are directly supported in the Tregex query language. For instance, the EIDS query &...心!...日 becomes “R << H5FC3 !<<H65E5”.

Table V. Timing comparison between IDSgrep and Tregex.

search software	mean	std. dev.
IDSgrep (default)	151.36	0.81
IDSgrep (no filtering)	991.50	0.23
Tregex	5928.93	15.62

Only the associative-match queries were omitted; queries of that general nature could be done in Tregex with its predecessor and successor operations, but to exactly match the semantics of IDSgrep's associative-match operator would involve many additional constraints to exclude exotic cases, such as matching nodes with the right functor but wrong arity. It is not clear how to perform a fair comparison between the two systems on such queries: writing a query with exactly identical semantics to IDSgrep would seem to penalize Tregex by making it do a great deal of superfluous computation not necessary for correct results from ordinary data, but tuning the queries to the data in a way that significantly changed their semantics would render the comparison meaningless except on the data for which the queries had been tuned.

We ran 20 loops of all test queries except the 53 associative-match queries against the combined test dictionaries, using IDSgrep in its default configuration, IDSgrep with match filtering turned off, and Tregex. The timing results (measured in seconds, with the means and sample standard deviations over the 20 loops) are in Table V.

5.4. Discussion

Table I illustrates the differences between the four test dictionaries. On the 160 single-character searches, the CHISE and CJKVI-J dictionaries each return fewer than 160 results, because these dictionaries only contain entries for characters when they have nontrivial decompositions. The KanjiVG dictionary, however, derives from a data source primarily concerned with the strokes rather than the component breakdown, so it includes an entry for every character in its scope even if the breakdown is trivial; and Tsukurimashou includes two entries (giving component breakdown and source code information in separate entries) for every character.

Bearing in mind that our test queries are derived from CJKVI-J entries, the headless-entry and unordered-match queries return only a few results in the other databases because of differences in how the dictionaries break down the same characters. That effect shows up more strongly with the associative-match queries. The 53 associative queries return 54 results from CJKVI-J despite its canonicalization intended to make associative matching unnecessary, because it contains separate entries for U+66F8 and U+2F8CC, both of which look like 書 and have the same decomposition. Even with associative matching, only a few of the queries in this class return results from the other databases, because of differing breakdowns. Finally, note the similarity in all databases (nearly identical match counts) between the headless-entry and unordered-match queries. It appears to be a property of the Han character set that there are very few pairs of characters differing only by a reordering of subtrees at the root level (for instance, swapping the left and right of a left-right character).

The timing and filter hit results in Table II show the effect of filtering. Lambda filtering (the simpler layer, which was implemented first in IDSgrep's development) eliminates a little over half of the tree tests given the distribution of queries and dictionary data we used. With tree tests accounting for most of the running time, lambda filtering gives very close to a factor of two speed-up overall. BDD filtering eliminates 91.3% of the tree tests and gives a factor of 5.75 speed-up.

However, there is little additional benefit to using both filters at once. Although we found the difference to be statistically significant, the sample mean running time for

both filters together is just 2.4% faster than for BDD filtering alone. Note that the difference in raw number of BDD hits per loop is only eight hits, on a total of almost 31 million; any tree match avoided by the lambda filter would almost certainly be eliminated by the BDD filter anyway, and the speed benefit from the lambda filter in this configuration can be attributed to avoiding the BDD checks themselves. Both filter implementations exist in the current version of IDSgrep because of the history of its development, but a new implementation might omit the lambda filters without any important loss of speed. On the other hand, because it does not require an external BDD library, the lambda filter implementation may still be useful in installations where the external dependency is undesirable.

The correlation between the filters can be understood by considering how they share their vector definitions. We can imagine an ideal exact filtering function of bit vectors that returns true exactly on those bit vectors, and only those, which could possibly be associated with matching trees. Such a function would extract all possible information from the bit vectors and give the best possible filtering given our vector-creating function. The lambda filtering function is a coarse one-sided approximation of the ideal filtering function, but the BDD filter as implemented almost perfectly approximates the ideal. It gives false positives *relative to the ideal filtering function* only in the relatively rare cases where implementation compromises in filter-calculus operations, like the existential quantification of very complicated trees, force a loss of precision. To see a tree check eliminated by the lambda filter and not the BDD filter, the tree check would have to not only be among the roughly 56% of non-hits that the lambda filter is able to eliminate at all, but also be in the very small set of hits that differ between the implementation of BDD filters and the hypothetical ideal bit-vector filter. Conversely, to achieve meaningfully better bit vector filtering in the sense of eliminating more tree checks compared to the IDSgrep implementation of BDD filters, it would be necessary to use better bit vectors (perhaps with more bits per vector, for instance), not just a better filter on the same vectors.

Tree-match memoization is not expected to make much difference to practical applications, but the experimental results on it illustrate the asymptotic behaviour of the algorithm. Applying increasing numbers of nested match-anywhere operators slows down the matching linearly in the default configuration (with memoization on demand); despite the worst-case bound of $O(n^3)$ for the algorithm, the case tested in our experiment involves checking a linearly-increasing query against a database that does not change, with constant-time tests for each pair of nodes, so $\Theta(n)$ performance is what we might expect. With memoization, the matching time increases exponentially, also as we would expect from theory, although as seen in Figure 5, the fit there is less close.

Any comparison to other software is made more difficult by IDSgrep's unique application domain, but GNU grep and Tregex are typical of what someone without IDSgrep might use for similar purposes. The CHISE project [Morioka 2014], in particular, offers an online IDS search that is essentially a substring search on its IDS database, as well as editor plugins to support local regular expression searching similar to grep on the same data.

For the simple match-anywhere and head-to-head single character queries we tested, GNU grep is unquestionably much faster than IDSgrep, by a factor of 50.6 (in sample mean user CPU time per loop) compared to IDSgrep without filtering, or 15.4 with filtering. The comparison without filtering may be more fair because GNU grep does not benefit from a precomputed index. On the other hand, IDSgrep is not really intended for this kind of query; its goal is to answer detailed structural queries which GNU grep cannot do at all. It remains that IDSgrep might benefit from switch-

ing to a faster string search algorithm from its current filtered tree match, when it can detect that a query is of a simple form that could be answered by string search.

For more advanced structural queries on trees, Tregex seems a reasonably comparable package to IDSgrep. Both are specialized to their application domains, and they have different application domains, so they are not perfectly comparable. In our comparison, covering almost all of our original query speed test set, IDSgrep was found to be 39.17 times as fast as Tregex if allowed to use its precomputed bit vector indices, or 5.98 times as fast without them. Factors contributing to the speed difference may include the basic speed difference between IDSgrep's compiled C code and Tregex's Java; differences between our test databases and the kind of data Tregex more commonly uses (in particular, our encoding of EIDSes to tree bank syntax resulted in many more unique tag values, and longer tag values, than usually occur in parse trees); and the fact that Tregex solves a harder problem. Although our test queries did not use this feature directly, the Tregex query language allows binding named variables to nodes in the tree and applying Boolean constraints to them. It is not difficult to show that Tregex's matching problem is NP-hard by a reduction from 3SAT, in contrast to IDSgrep's matching problem, which has a $O(n^3)$ time bound.

To summarize the comparison between programs, it would be reasonable to say that GNU grep is designed for speed in preference to expressive power; Tregex is designed for expressive power in preference to speed; and IDSgrep falls somewhere in between.

6. CONCLUSIONS AND FUTURE WORK

We have described the IDSgrep structural query system for Han character dictionaries: its data model, query language, and details of the algorithms it uses, with experimental results.

IDSgrep was first developed to support Japanese-language font development in the Tsukurimashou Project. The user base in that application is small and highly trained. Accordingly, IDSgrep was designed to be powerful, and convenient for an expert user, rather than easy for beginners to learn. A goal stated in the IDSgrep documentation was to achieve the user-friendliness of conventional Unix grep. But the concept of spatial structure queries on Han characters is of potential interest to other users, including many who are not computer scientists. It is an open question to what extent language learners and other dictionary users may find IDSgrep useful; and, if the query language and command-line interface are in fact obstacles, what could make spatial queries more accessible to non-experts while retaining their power. It is easy to imagine that some kind of graphical query system could use IDSgrep internally, either by directly calling the existing software or with a new implementation of the same or a similar algorithm and data model.

The algorithmic ideas in IDSgrep may have more general application. In particular, BDD filtering of Bloom-style bit vectors is novel, at least to the computational linguistics domain, and may be a useful extension to existing bit vector techniques for parsing of unification-based grammars. Its application to this and other problems beyond character dictionary search is another possible direction for future work.

REFERENCES

- Alexander Aiken and Brian R. Murphy. 1991. Implementing regular tree expressions. In *Functional Programming Languages and Computer Architecture*. Springer, 427–447.
- Hassan Ait-Kaci, Robert S. Boyer, Patrick Lincoln, and Roger Nasr. 1989. Efficient Implementation of Lattice Operations. *ACM Transactions on Programming Languages and Systems* 11, 1 (Jan. 1989), 115–146.
- Ulrich Apel. 2014. KanjiVG. (April 2014). Retrieved April 21, 2014 from <http://kanjivg.tagaini.net/>.
- Burton H. Bloom. 1970. Space/Time Trade-offs in Hash Coding with Allowable Errors. *Commun. ACM* 13, 7 (July 1970), 422–426.

- Jim Breen. 2014a. The EDICT Dictionary File. (April 2014). Retrieved April 21, 2014 from <http://www.csse.monash.edu.au/~jwb/edict.html>.
- Jim Breen. 2014b. WWWJDIC: Online Japanese Dictionary Service. (April 2014). Retrieved April 21, 2014 from <http://www.csse.monash.edu.au/~jwb/cgi-bin/wwwjdic.cgi>.
- William F. Clocksin and Christopher S. Mellish. 1987. *Programming in Prolog*. Springer.
- Thomas B. I. Creamer. 1989. Shuowen Jiezi and Textual Criticism in China. *International Journal of Lexicography* 2, 3 (1989), 176–187.
- Free Software Foundation. 2014. GNU Grep 2.18. (April 2014). Retrieved April 21, 2014 from <http://www.gnu.org/software/grep/manual/grep.html>.
- Deke Guo, Jie Wu, Honghui Chen, Ye Yuan, and Xueshan Luo. 2010. The Dynamic Bloom Filters. *IEEE Transactions on Knowledge and Data Engineering* 22, 1 (Jan. 2010), 120–133.
- Mike Haertel. 2010. why GNU grep is fast. (Aug. 2010). Mailing list posting. Retrieved April 21, 2014 from <http://lists.freebsd.org/pipermail/freebsd-current/2010-August/019310.html>.
- Jack Halpern (Ed.). 1990. *New Japanese-English Character Dictionary*. Kenkyusha/NTC.
- Philip Hazel. 2014. PCRE—Perl Compatible Regular Expressions. (April 2014). Retrieved April 21, 2014 from <http://www.pcre.org/>.
- John D. Hobby and Gu Guoan. 1984. A Chinese meta-font. *TUGboat* 5, 2 (Nov. 1984), 119–136.
- Don Hosek. 1989. Design of Oriental characters with METAFONT. *TUGboat* 10, 4 (Dec. 1989), 499–502.
- Koichi Kamichi. 2014. GlyphWiki. (April 2014). Retrieved April 21, 2014 from <http://en.glyphwiki.org/wiki/GlyphWiki:MainPage>.
- Yusaku Kaneta, Hiroki Arimura, and Rajeev Raman. 2012. Faster bit-parallel algorithms for unordered pseudo-tree matching and tree homeomorphism. *Journal of Discrete Algorithms* 14, 0 (2012), 119–135.
- Taichi Kawabata. 2012. Normalization of Ideographic Description Sequence. In *36th Internationalization and Unicode Conference (IUC36), Santa Clara, California, USA, October 22–24, 2012*.
- Donald E. Knuth. 1986. *The Metafont Book*. Addison-Wesley, Boston, Massachusetts, USA.
- Donald E. Knuth. 2009. *The Art of Computer Programming*. Vol. 4, pre-fascicle 1B. Addison-Wesley.
- Javier Rodríguez Laguna. 2005. Hóng-Zi: A Chinese METAFONT. *TUGboat* 26, 2 (2005), 125–128.
- Catherine Lai and Steven Bird. 2004. Querying and updating treebanks: A critical survey and requirements analysis. In *Proceedings of the Australasian language technology workshop*. 139–146.
- P. J. Landin. 1964. The Mechanical Evaluation of Expressions. *Comput. J.* 6, 4 (1964), 308–320.
- Roger Levy and Galen Andrew. 2006. Tregex and Tsurgeon: Tools for Querying and Manipulating Tree Data Structures. In *5th International Conference on Language Resources and Evaluation (LREC 2006), Geneva, Italy, 22–28 May 2006*.
- Jørn Lind-Nielsen. 2014. BuDDy: A BDD package. (April 2014). Retrieved April 21, 2014 from <http://buddy.sourceforge.net/manual/main.html>.
- Mitchell P. Marcus, Mary Ann Marcinkiewicz, and Beatrice Santorini. 1993. Building a large annotated corpus of English: The Penn Treebank. *Computational Linguistics* 19, 2 (1993), 313–330.
- Tung Yun Mei. 1980. *LCCD, A Language for Chinese Character Design*. Report STAN-CS-80-824. Stanford University, Department of Computer Science.
- Tomohiko Morioka. 2014. CHISE Project. (April 2014). Retrieved April 21, 2014 from <http://www.chise.org/>.
- Daniel G. Peebles. 2007. *SCML: A Structural Representation for Chinese Characters*. Technical Report TR2007–592. Dartmouth College.
- Matthew Skala. 2014a. *IDSgrep, version 0.5.1*. Retrieved April 21, 2014 from <http://tsukurimashou.sourceforge.jp/idsgrep.pdf>.
- Matthew Skala. 2014b. Tsukurimashou: a Japanese-language font meta-family. *TUGboat* 34, 3 (2014), 269–278. Proceedings of the 34th Annual Meeting of the T_EX Users Group (TUG 2013), Tokyo, Japan, October 23–26, 2013.
- Matthew Skala. 2014c. Tsukurimashou Font Family and IDSgrep. (April 2014). Retrieved April 21, 2014 from <http://tsukurimashou.sourceforge.jp/>.
- Matthew Skala, Victoria Krakovna, János Kramár, and Gerald Penn. 2010. A Generalized-Zero-Preserving Method for Compact Encoding of Concept Lattices. In *48th Annual Meeting of the Association for Computational Linguistics (ACL 2010), Uppsala, Sweden, July 11–16, 2010*. Association for Computational Linguistics, 1512–1521.
- Matthew Skala and Gerald Penn. 2011. Approximate Bit Vectors for Fast Unification. In *The Mathematics of Language: 12th Biennial Conference (MOL 12), Nara, Japan, September 6–8, 2011 (Lecture Notes in Artificial Intelligence)*, Vol. 6878. Springer, 158–173.

- Tetsurou Tanaka, Hideya Iwasaki, Kenji Nagahashi, and Eiiti Wada. 1995. Making Kanji Skeleton Fonts through Compositing Parts [Japanese]. *Transactions of the Information Processing Society of Japan* 36, 9 (Sept. 1995), 2122–2131.
- Unicode Consortium. 2011. Ideographic Description Characters. In *The Unicode Standard, Version 6.0.0*. The Unicode Consortium, Mountain View, USA, section 12.2.
- Shixiao Wu and Shijue Zheng. 2009. A Structure Character Modeling for Chinese Character Glyph Description. In *2009 International Conference on Electronic Computer Technology, Macau, China, February 20–22, 2009*. IEEE Computer Society, 245–248.
- Candy L. K. Yiu and Wai Wong. 2003. Chinese character synthesis using Metapost. *TUGboat* 24, 1 (2003), 85–93.