

# Probabilistic Data Association-Feedback Particle Filter for Multiple Target Tracking Applications

Tao Yang and Prashant G. Mehta

## Abstract

This paper is concerned with the problem of tracking single or multiple targets with multiple non-target specific observations (measurements). For such filtering problems with data association uncertainty, a novel feedback control-based particle filter algorithm is introduced. The algorithm is referred to as the *probabilistic data association-feedback particle filter (PDA-FPF)*. The proposed filter is shown to represent a generalization – to the nonlinear non-Gaussian case – of the classical Kalman filter-based probabilistic data association filter (PDAF). One remarkable conclusion is that the proposed PDA-FPF algorithm retains the innovation error-based feedback structure of the classical PDAF algorithm, even in the nonlinear non-Gaussian case. The theoretical results are illustrated with the aid of numerical examples motivated by multiple target tracking applications.

## I. INTRODUCTION

Filtering with data association uncertainty is important to a number of applications, including, air and missile defense systems, air traffic surveillance, weather surveillance, ground mapping, geophysical surveys, remote sensing, autonomous navigation and robotics [3], [4]. For example, consider the problem of multiple target tracking (MTT) with radar. The targets can be multiple aircrafts in air defense, multiple ballistic objects in missile defense, multiple weather cells in weather surveillance, or multiple landmarks in autonomous navigation and robotics. In each of these applications, there exists data association uncertainty in the sense that one can not assign, in an apriori manner, individual observations (measurements) to individual targets.

Given the large number of applications, algorithms for filtering problems with data association uncertainty have been extensively studied in the past; cf., [3], [5], [6], [7] and references therein. A typical algorithm is comprised of two parts:

- (i) A *filtering* algorithm for tracking a single target, and

T. Yang and P. G. Mehta are with the Coordinated Science Laboratory and the Department of Mechanical Science and Engineering at the University of Illinois at Urbana-Champaign (UIUC) [taoyang1@illinois.edu](mailto:taoyang1@illinois.edu); [mehtapg@illinois.edu](mailto:mehtapg@illinois.edu)

Financial support from the AFOSR grant FA9550-09-1-0190 and the NSF grant EECS-0925534 is gratefully acknowledged. The conference version of this paper appeared in [1], [2].

(ii) A *data association* algorithm for associating observations to targets.

Prior to mid-1990s, the primary tool for filtering was Kalman filter or one of its extensions, e.g., extended Kalman filter. The limitations of these tools in applications arise on account of nonlinearities, both in the dynamic models (e.g., drag forces in ballistic targets) and in the sensor models (e.g., range or bearing). The nonlinearities can lead to a non-Gaussian multimodal conditional distribution. For such cases, Kalman and extended Kalman filters are known to perform poorly; cf., [8]. Since the advent and wide-spread use of particle filters [9], [10], such filters are becoming increasingly relevant to single and multiple target tracking applications; cf., [6], [8], [11], [12], [13], [14], [15], [16], [17] and references therein.

The second part is the data association algorithm. The purpose of the data association algorithm is to assign observations to targets. The complications arise due to multiple non-target specific observations (due to multiple targets in the coverage area), missing observations (probability of detection less than one, e.g., due to target occlusion), false alarms (due to clutter) and apriori unknown number of targets (that require track initiation).

The earlier solutions to the data association problem considered assignments in a deterministic manner: These include the simple but non-robust “nearest neighbor” assignment algorithm and the multiple hypothesis testing (MHT) algorithm, requiring exhaustive enumeration [18]. However, exhaustive enumeration leads to an NP-hard problem because number of associations increases exponentially with time.

The complexity issue led to development of probabilistic approaches: These include the probabilistic MHT or its simpler “single-scan” version, the probabilistic data association (PDA) filter for tracking a single target in clutter, or its extension, the joint PDA (JPDA) filter for tracking multiple targets [5], [19]. These algorithms require computation (or approximation) of the *observation-to-target association probability*. Certain modeling assumptions are necessary to compute these in a tractable manner.

For certain MTT applications, the JPDA filter algorithm was found to coalesce neighboring tracks for closely spaced targets [20], [21]. In order to overcome the track coalescence issue, several extensions of the basic JPDA algorithm have been developed, including the JPDA\* filter [21], [22] and the set JPDA (SJPDA) filter [23]. In MTT applications involving multiple maneuvering targets in the presence of clutter, the JPDA algorithm is combined with the interacting multiple model (IMM) approach, which leads to the IMM-JPDA class of filters [24], [25]. Another extension of the JPDA filter for tracking distinctive targets appears in [26]. Even though PDA algorithms have reduced computational complexity, one limitation is that they have been developed primarily in linear settings and rely on Gaussian approximation of the posterior distribution; cf., [3].

The rapid development of particle filtering has naturally led to an investigation of data association algorithms based on importance sampling techniques. This remains an active area of research; cf., [7],

[27] and references therein. Two classes of particle filters for MTT applications with data association uncertainty appear in the literature:

- (i) The first approach involves application of the standard particle filtering approach to the joint (multiple target) state. For the joint state space, sequential importance resampling (SIR) particle filter is developed in [12], [13]. Unlike the classical (linear) PDA algorithm, the likelihood of observation needs to be calculated for each particle. This calculation represents the main computational burden. Several extensions have also been considered: For the problem of track coalescence avoidance, a decomposed particle filter is introduced in [14]. For multiple maneuvering target tracking in clutter, the joint IMM-PDA particle filter appears in [15], [28], [29], where the IMM step and the PDA step are performed jointly for all targets.
- (ii) The second approach involves evaluation of association probability by using a Markov chain Monte Carlo (MCMC) algorithm, e.g., by randomly sampling from the subset where the posterior is concentrated. This avoids the computationally intensive enumeration of all possible associations. One early contribution is the multi-target particle filter (MTPF) introduced in [16]. In MTPF, samples of the association random variable are obtained iteratively from their joint posterior via the Gibbs sampler. In [17], the Markov chain Monte Carlo data association (MCMCDA) filter is introduced where the association probability is approximated by using the Metropolis-Hastings algorithm.

In applications, the sampling-based approaches may suffer from some the drawbacks of particle filtering, e.g., particle impoverishment and degeneracy, slow convergence rate (particularly for MCMC), robustness issues including sample variance and numerical instabilities [30], [31], [32]. Moreover, the feedback structure of the Kalman filter-based PDA filter is no longer preserved.

In this paper, we introduce a novel feedback control-based particle filter algorithm for solution of the joint filtering-data association problem. The proposed algorithm is based on the feedback particle filter (FPF) concept introduced by us in earlier papers [33], [34], [35], [36]. FPF is a controlled system where the state of each particle evolves according to,

$$\frac{d}{dt}[\text{Particle}] = [\text{Dynamics}] + [\text{Control}],$$

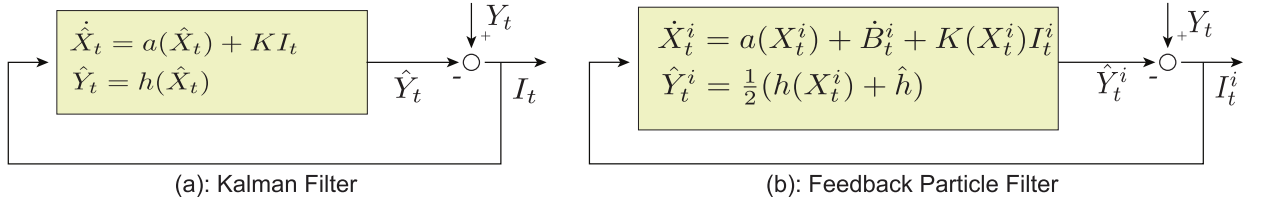
where

$$[\text{Control}] = [\text{Gain}] \cdot [\text{Innovation error}],$$

and

$$[\text{Innovation error}] = [\text{Observation}] - \left( \frac{1}{2} [\text{Part. predict.}] + \frac{1}{2} [\text{Pop. predict.}] \right).$$

The terms “[Part. predict.]” and “[Pop. predict.]” refer to the prediction – regarding the next “[Observation]” (value) – as made by the particle and by the population, respectively. This terminology is made



**Fig. 1:** Innovation error-based feedback structure for (a) Kalman filter and (b) nonlinear feedback particle filter (see Remark 1).

precise in the following Section, with details in [33], [34], [35], [36]. In these papers, it is also shown that, in the infinite particle limit, FPF provides an *exact* solution of the nonlinear filtering task.

In contrast to a conventional particle filter, FPF does not require resampling and thus does not suffer particle degeneracy. FPF has a feedback structure similar to Kalman filter (See Fig. 1). Feedback is important on account of robustness: Numerical results in [33], [35] show that feedback can help reduce the high variance that is sometimes observed in the conventional particle filter.

In the present paper, we extend the basic feedback particle filter to problems with data association uncertainty. We refer to the resulting algorithm as the probabilistic data association-feedback particle filter (PDA-FPF). As the name suggests, the proposed algorithm represents a generalization of the Kalman filter-based PDA filter now to the general nonlinear non-Gaussian problems. Just as with the classical PDA filter, an extension to multiple target tracking case is also easily obtained. The resulting algorithm is referred to as JPDA-FPF.

One remarkable conclusion of our paper is that the PDA-FPF retains the innovation error-based feedback structure even for the nonlinear non-Gaussian problems. The data association uncertainty serves to modify the control: Gain is decreased by a factor proportional to the association probability, and the innovation error is based on a modified expression for prediction whereby the particle gives additional weight to the population:

$$[\text{Gain}] = \beta \cdot [\text{Nominal Gain}],$$

$$[\text{Innovation error}] = [\text{Observation}] - \left( \frac{\beta}{2} [\text{Part. predict.}] + \left(1 - \frac{\beta}{2}\right) [\text{Pop. predict.}] \right),$$

where  $\beta$  denotes the association probability (i.e., the probability that the observation originates from the target). The innovation error-based feedback structure is expected to be useful because of the coupled nature of the filtering and the data association problems.

The theoretical results are illustrated with the aid of three numerical examples: i) tracking of a single target in the presence of clutter, ii) tracking of two targets in the presence of data association uncertainty

and iii) a multiple target tracking problem involving track coalescence. Comparisons with the sequential importance resampling particle filter (SIR-PF) are also provided.

The outline of the remainder of this paper is as follows: We begin with a brief review of the feedback particle filter in Sec. II. The PDA-FPF algorithm is described for the problem of tracking single target in the presence of clutter, in Sec. III. The JPDA-FPF for multiple target tracking case follows as a straightforward extension, and is discussed in Sec. IV. Numerical examples appear in Sec. V.

## II. PRELIMINARIES: FEEDBACK PARTICLE FILTER

In this section we briefly summarize the feedback particle filter, introduced in our earlier papers [33], [34], [35], [36]. In these papers, we considered the following nonlinear filtering problem:

$$dX_t = a(X_t)dt + dB_t, \quad (1a)$$

$$dZ_t = h(X_t)dt + dW_t, \quad (1b)$$

where  $X_t \in \mathbb{R}^d$  is the state at time  $t$ ,  $Z_t \in \mathbb{R}^s$  is the observation process,  $a(\cdot)$ ,  $h(\cdot)$  are  $C^1$  functions, and  $\{B_t\}$ ,  $\{W_t\}$  are mutually independent Wiener processes of appropriate dimensions. The covariance matrix of the observation noise  $\{W_t\}$  is assumed to be positive definite. By scaling, we may assume, without loss of generality, that the covariance matrices associated with  $\{B_t\}$ ,  $\{W_t\}$  are identity matrices. The function  $h$  is a column vector whose  $j^{\text{th}}$  coordinate is denoted as  $h_j$  (i.e.,  $h = (h_1, h_2, \dots, h_s)$ ).

The objective of the filtering problem is to estimate the posterior distribution, denoted as  $p^*$ , of  $X_t$  given the history  $\mathcal{Z}_t := \sigma(Z_\tau : \tau \leq t)$ . The evolution of  $p^*(x, t)$  is described by the Kushner-Stratonovich (K-S) equation (see [37]):

$$dp^* = \mathcal{L}^\dagger p^* dt + (h - \hat{h})^T (dZ_t - \hat{h} dt) p^*,$$

where

$$\mathcal{L}^\dagger p^* = -\nabla \cdot (p^* a) + \frac{1}{2} \Delta p^*, \quad (2)$$

and  $\hat{h} = \int_{\mathbb{R}^d} h(x) p^*(x, t) dx$ . Here,  $\Delta$  denotes the Laplacian in  $\mathbb{R}^d$ . If  $a(\cdot)$ ,  $h(\cdot)$  are linear functions, the solution is given by the finite-dimensional Kalman filter.

The feedback particle filter is a controlled system comprising of  $N$  particles. The dynamics of the  $i^{\text{th}}$  particle has the following Stratonovich form:

$$dX_t^i = a(X_t^i)dt + dB_t^i + K(X_t^i, t) \circ dI_t^i, \quad (3)$$

where  $\{B_t^i\}$  are mutually independent standard Wiener processes,  $I_t^i$  represents a modified form of the *innovation process* that appears in the nonlinear filter,

$$dI_t^i := dZ_t - \frac{1}{2} (h(X_t^i) + \hat{h}) dt, \quad (4)$$

where  $\hat{h} := \mathbb{E}[h(X_t^i) | \mathcal{L}_t] = \int_{\mathbb{R}^d} h(x) p(x, t) dx$  and  $p(x, t)$  denotes the conditional distribution of  $X_t^i$  given  $\mathcal{L}_t$ . In a numerical implementation, we approximate  $\hat{h} \approx \frac{1}{N} \sum_{i=1}^N h(X_t^i)$ .

The gain function  $K(x, t)$  is obtained as a solution to an Euler-Lagrange boundary value problem (E-L BVP) based on  $p$ : For  $j = 1, \dots, s$ , the function  $\phi_j : \mathbb{R}^d \rightarrow \mathbb{R}$  is a solution to the second order differential equation:

$$\begin{aligned} \nabla \cdot (p(x, t) \nabla \phi_j(x, t)) &= -(h_j(x) - \hat{h}_j) p(x, t), \\ \int_{\mathbb{R}^d} \phi_j(x, t) p(x, t) dx &= 0, \end{aligned} \quad (5)$$

In terms of these solutions, the gain function is given by

$$[K]_{lj} = \frac{\partial \phi_j}{\partial x_l}, \text{ for } l \in \{1, \dots, d\}, j \in \{1, \dots, s\}. \quad (6)$$

Note that the gain function needs to be obtained for each value of time  $t$ .

The evolution of  $p(x, t)$  is given by a forward Kolmogorov operator (See Proposition 1 in [36]).

In [36], it is shown that the FPF (3)-(6) is consistent: That is, given  $p^*(x, 0) = p(x, 0)$  and the gain function  $K(x, t)$  is obtained according to (5)-(6), then  $p(x, t) = p^*(x, t)$  for all  $t \geq 0$ . This means that the empirical distribution of particles approximates the true posterior  $p^*$  as the number of particles  $N \rightarrow \infty$ .

*Remark 1:* Given that the Stratonovich form provides a mathematical interpretation of the (formal) ODE model [38, Section 3.3 of the SDE text by Øksendal], we also obtain the (formal) ODE model of the filtering problem and the filter. Denoting  $Y_t \doteq \frac{dZ_t}{dt}$  and white noise processes  $\dot{B}_t \doteq \frac{dB_t}{dt}$ ,  $\dot{W}_t \doteq \frac{dW_t}{dt}$ , the equivalent ODE model of (1a) and (1b) is:

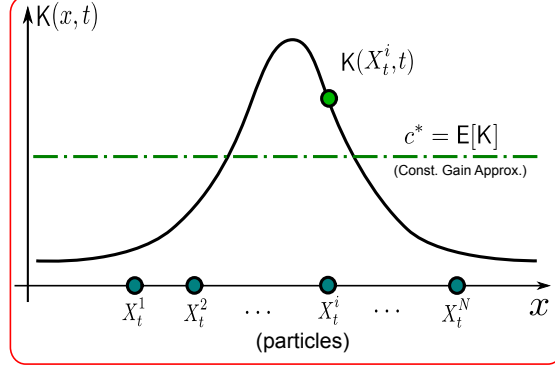
$$\begin{aligned} \frac{dX_t}{dt} &= a(X_t) + \dot{B}_t, \\ Y_t &= h(X_t) + \dot{W}_t, \end{aligned}$$

where  $\dot{B}_t$  and  $\dot{W}_t$  are mutually independent white noise processes. The corresponding ODE model of the filter is given by,

$$\frac{dX_t^i}{dt} = a(X_t^i) + \dot{B}_t^i + K(X_t^i, t) \cdot \left( Y_t - \frac{1}{2} (h(X_t^i) + \hat{h}) \right),$$

where  $\dot{B}_t^i \doteq \frac{dB_t^i}{dt}$  denotes the standard white noise process. The feedback particle filter thus provides a generalization of the Kalman filter to nonlinear systems, where the innovation error-based feedback structure of the control is preserved (see Fig. 1). For the linear case, it is shown in [35], [36] that the gain function is the Kalman gain. For the nonlinear case, the Kalman gain is replaced by a nonlinear function of the state, obtained as the solution of (5)-(6). Various approximation methods to obtain the nonlinear gain function have been proposed in our earlier papers [34], [35], [36]. The Galerkin and constant gain approximations are briefly reviewed in the following subsection II-A.

Considering the wide use of the ODE formalism in practice and its (formal) equivalency to the SDE model (3), we make the following convention throughout the rest of paper: The filter is first derived



**Fig. 2:** Approximating nonlinear  $K$  by its expected value  $E[K]$ . For simplicity, the scalar case is depicted (i.e.,  $X_t \in \mathbb{R}$ ).

using the rigorous SDE formalism. Following that, an equivalent ODE model for the filter is included as a remark. ■

#### A. Galerkin and constant gain approximations

For a fixed time  $t$  and  $j \in \{1, \dots, s\}$ , a vector-valued function  $\nabla \phi_j(x, t)$  is said to be a weak solution of the BVP (5) if

$$E[\nabla \phi_j \cdot \nabla \psi] = E[(h_j - \hat{h}_j) \psi] \quad (7)$$

holds for all  $\psi \in H^1(\mathbb{R}^d; p)$  where  $E[\cdot] := \int_{\mathbb{R}^d} \cdot p(x, t) dx$  and  $H^1$  is a certain Sobolev space (see [36]).

In general, the weak solution  $\nabla \phi_j(\cdot, t)$  of the BVP (7) is some, possibly non-constant, vector-valued function of the state (see Fig. 2). The existence-uniqueness result for the weak solution appears in [36]; a Galerkin algorithm for numerically approximating the solution is described next:

The function  $\phi_j$  is approximated as,

$$\phi_j(x, t) = \sum_{l=1}^L \kappa_j^l(t) \psi_l(x),$$

where  $\{\psi_l(x)\}_{l=1}^L$  are a given set of basis functions.

The finite-dimensional approximation of (7) is to choose constants  $\{\kappa_j^l(t)\}_{l=1}^L$  – for each fixed time  $t$  – such that

$$\sum_{l=1}^L \kappa_j^l(t) E[\nabla \psi_l \cdot \nabla \psi] = E[(h_j - \hat{h}_j) \psi], \quad \forall \psi \in S, \quad (8)$$

where  $S := \text{span}\{\psi_1, \psi_2, \dots, \psi_L\} \subset H^1(\mathbb{R}^d; p)$ .

Denoting  $[A]_{kl} = E[\nabla \psi_l \cdot \nabla \psi_k]$ ,  $b_j^k = E[(h_j - \hat{h}_j) \psi_k]$ ,  $b_j = (b_j^1, \dots, b_j^L)$  and  $\kappa_j = (\kappa_j^1, \dots, \kappa_j^L)$ , the finite-dimensional approximation (8) is expressed as a linear matrix equation:

$$A \kappa_j = b_j.$$

In a numerical implementation, the matrix  $A$  and vector  $b_j$  are approximated as,

$$[A]_{kl} = \mathbb{E}[\nabla \psi_l \cdot \nabla \psi_k] \approx \frac{1}{N} \sum_{i=1}^N \nabla \psi_l(X_t^i) \cdot \nabla \psi_k(X_t^i),$$

$$b_j^k = \mathbb{E}[(h_j - \hat{h}_j) \psi_k] \approx \frac{1}{N} \sum_{i=1}^N (h_j(X_t^i) - \hat{h}_j) \psi_k(X_t^i),$$

where recall  $\hat{h}_j \approx \frac{1}{N} \sum_{i'=1}^N h_j(X_{t'}^{i'})$ . The important point to note is that the gain function is expressed in terms of averages taken over the population.

The constant gain approximation is obtained by using the coordinate functions  $(x_1, x_2, \dots, x_d)$  as basis functions. In this case,

$$\kappa_j = \mathbb{E}[(h_j - \hat{h}_j)x] \approx \frac{1}{N} \sum_{i=1}^N X_t^i \left( h_j(X_t^i) - \frac{1}{N} \sum_{i'=1}^N h_j(X_{t'}^{i'}) \right) =: c_j^{(N)}. \quad (9)$$

Denoting  $C := [c_1^{(N)}, \dots, c_s^{(N)}]$ , where  $c_j^{(N)}$  is a column vector for  $j \in \{1, \dots, s\}$ , the gain function is succinctly expressed as:

$$K = C. \quad (10)$$

We refer to this solution as the *constant gain approximation*.

*Remark 2:* There is also a variational interpretation of these solutions. The constant gain approximation, formula (10), is the best – in the least-square sense – constant approximation of the gain function (see Fig. 2). Precisely, consider the following least-square optimization problem:

$$c_j^* = \arg \min_{c_j \in \mathbb{R}^d} \mathbb{E}[|\nabla \phi_j - c_j|^2].$$

By using a standard sum of square argument, we have

$$c_j^* = \mathbb{E}[\nabla \phi_j].$$

Even though  $\phi_j$  is unknown, a closed-form formula for constant vector  $c_j^*$  can easily be obtained by using (7). Specifically, by substituting  $\psi(x) = x = (x_1, x_2, \dots, x_d)$  in (7):

$$\mathbb{E}[\nabla \phi_j] = \mathbb{E}[(h_j - \hat{h}_j)\psi] = \int_{\mathbb{R}^d} (h_j(x) - \hat{h}_j) x p(x, t) dx.$$

This is also the first equality in (9).

Likewise, the Galerkin solution is the optimal least-square approximation in the function space  $S$ . ■

*Remark 3:* It is noted that if  $p$  is Gaussian and  $h$  is linear then, in the limit as  $N \rightarrow \infty$ , the constant gain approximation equals the Kalman gain (see Sec. III-E). ■

### III. FEEDBACK PARTICLE FILTER WITH DATA ASSOCIATION UNCERTAINTY

In this section, we describe the probabilistic data association-feedback particle filter (PDA-FPF) for the problem of tracking a single target with multiple observations. The filter for multiple targets is obtained as an extension, and described in Sec. IV.



### A. Problem statement, assumptions and notation

The following notation is adopted:

- (i) At time  $t$ , the target state is denoted by  $X_t \in \mathbb{R}^d$ .
- (ii) At time  $t$ , the observation vector  $\underline{Z}_t := (Z_t^1, Z_t^2, \dots, Z_t^M)$ , where  $M$  is assumed fixed and  $Z_t^m \in \mathbb{R}^s$  for  $m \in \{1, \dots, M\}$ .
- (iii) At time  $t$ , the association random variable is denoted as  $A_t \in \{0, 1, \dots, M\}$ . It is used to associate one observation to the target:  $A_t = m$  signifies that the  $m^{\text{th}}$ -observation  $Z_t^m$  is associated with the target, and  $A_t = 0$  means that all observations at time  $t$  are due to clutter. It is assumed that the target can give rise to at most one detection. We set the gating and detection probability to be 1 for the ease of presentation.

The following models are assumed for the three stochastic processes:

- (i) The state  $X_t$  evolves according to a nonlinear stochastic differential equation (SDE) of the form (1a):

$$dX_t = a(X_t)dt + dB_t, \quad (11)$$

where the initial condition  $X_0$  is drawn from a known prior distribution  $p^*(x, 0)$ .

- (ii) The association random process  $A_t$  evolves as a jump Markov process in continuous-time:

$$P\{A_{t+\Delta t} = m' | A_t = m\} = q\Delta t + o(\Delta t), \quad m' \neq m, \quad (12)$$

where, for the ease of presentation, the transition rate is assumed to be a constant  $q$ . The initial distribution is denoted as  $\beta_0$ . It is assumed to be uniform.

- (iii)  $A_t$  and  $X_t$  are assumed to be mutually independent.
- (iv) At time  $t$ , the observation model is given by, for  $m = 1, \dots, M$ :

$$dZ_t^m = 1_{[A_t=m]} h(X_t)dt + dW_t^m, \quad (13)$$

where  $\{W_t^m\}_{m=1}^M$  are mutually independent standard Wiener processes and

$$1_{[A_t=m]} := \begin{cases} 1 & \text{if } A_t = m \\ 0 & \text{otherwise.} \end{cases}$$

The problem is to obtain the posterior distribution of  $X_t$  given the history of observations (filtration)  $\underline{\mathcal{Z}}_t := \sigma(\underline{Z}_\tau : \tau \leq t)$ .

*Remark 4:* The equivalent ODE model to (11) and (13) is:

$$\begin{aligned} \frac{dX_t}{dt} &= a(X_t) + \dot{B}_t, \\ Y_t^m &= 1_{[A_t=m]} h(X_t) + \dot{W}_t^m, \end{aligned}$$

where  $\dot{B}_t$ ,  $\{\dot{W}_t^m\}$  are independent white noise processes and  $Y_t^m \doteq \frac{dZ_t^m}{dt}$ . ■

*Remark 5:* There are two differences between the clutter model assumed here and related models used in standard discrete-time PDA algorithm [3], [19]:

- (i) In this paper, clutter observations are modeled as a white-noise process in the whole space. In the discrete-time literature, the standard model assumes clutter observations to arise from a uniform distribution in a certain “coverage area”. Related Gaussian models for clutter have also been considered, e.g., [39], [40].
- (ii) In this paper, the number of observations  $M$  is assumed fixed.

The fixed number of observations assumption helps simplify the presentation and notation in the continuous-time setting of this paper. The core algorithms can be generalized in a straightforward manner to handle the varying number of observations. Concerning the Gaussian clutter model, we will provide comparisons in the following section, in the numerical example in Sec. V-A and in Appendix B. ■

The PDA-FPF methodology comprises of the following two parts:

- (i) Evaluation of the association probability, and
- (ii) Integration of the association probability into the feedback particle filter.

#### B. Association probability for a single target

The association probability is defined as the probability of the association  $[A_t = m]$  conditioned on  $\mathcal{Z}_t$ :

$$\beta_t^m \triangleq \mathbb{P}\{[A_t = m] | \mathcal{Z}_t\}, \quad m = 0, 1, \dots, M.$$

Since the events are mutually exclusive and exhaustive,  $\sum_{m=0}^M \beta_t^m = 1$ .

For the single-target-multiple-observation model described above, the filter for computing association probability is derived in Appendix A. It is of the following form: For  $m \in \{1, \dots, M\}$ ,

$$d\beta_t^m = q[1 - (M+1)\beta_t^m] dt + \beta_t^m \hat{h}^T \left( dZ_t^m - \sum_{j=1}^M \beta_t^j dZ_t^j \right) + \beta_t^m |\hat{h}|^2 \left( \sum_{j=1}^M (\beta_t^j)^2 - \beta_t^m \right) dt, \quad (14)$$

and for  $m = 0$ ,

$$d\beta_t^0 = q[1 - (M+1)\beta_t^0] dt - \beta_t^0 \hat{h}^T \sum_{j=1}^M \beta_t^j dZ_t^j + \beta_t^0 |\hat{h}|^2 \sum_{j=1}^M (\beta_t^j)^2 dt, \quad (15)$$

where  $\hat{h} = \mathbb{E}[h(X_t) | \mathcal{Z}_t]$  and  $|\hat{h}|^2 = \hat{h}^T \hat{h}$ . This is approximated by using particles:

$$\hat{h} \approx \frac{1}{N} \sum_{i=1}^N h(X_t^i).$$

In practice, one may also wish to consider approaches to reduce filter complexity, e.g., by assigning gating regions for the observations; cf., Sec. 4.2.3 in [19].

*Remark 6:* The association probability filter (14)-(15) can also be derived by considering a continuous-time limit starting from the continuous-discrete time filter in literature [19]. This proof appears in Appendix B. The alternate proof is included for the following reasons:

- (i) The proof helps provide a comparison with the classical PDA filter. This is important because some of the modeling assumptions (e.g., modeling of association  $A_t$  via a jump Markov process), at first sight, may appear to be different from those considered in the classical literature.
- (ii) The proof method suggests alternate discrete-time algorithms for evaluating association probability in simulations and experiments, where observations are made at discrete sampling times. ■

In the following, we integrate association probability into the feedback particle filter, which is used to approximate the evolution of the posterior distribution. The algorithmic structure – evaluation of data association probability first, followed by its subsequent inclusion in the filter for approximating posterior – is motivated by the following considerations:

- (i) Such an algorithmic structure mirrors the structure used in the classical PDA filtering literature [3], [5], [19].
- (ii) The computation of association probability depends upon the details of the clutter model – the present paper describes this computation for the Gaussian clutter case (see (14)-(15)). Once the association probability is computed, the filtering equation for the state process does not depend upon the details of the clutter model. It is thus presented separately, and can also be used as such.
- (iii) A separate treatment is also useful while considering multiple target tracking problems. For such problems, one can extend algorithms for data association in a straightforward manner, while the algorithm for posterior remains as before. Additional details appear in Sec IV.

### C. Probabilistic data association-feedback particle filter

Following the feedback particle filter methodology, the model for the particle filter is given by,

$$dX_t^i = a(X_t^i)dt + dB_t^i + dU_t^i,$$

where  $X_t^i \in \mathbb{R}^d$  is the state for the  $i^{\text{th}}$  particle at time  $t$ ,  $U_t^i$  is its control input, and  $\{B_t^i\}_{i=1}^N$  are mutually independent standard Wiener processes. We assume the initial conditions  $\{X_0^i\}_{i=1}^N$  are i.i.d., independent of  $\{B_t^i\}$ , and drawn from the initial distribution  $p^*(x, 0)$  of  $X_0$ . Both  $\{B_t^i\}$  and  $\{X_0^i\}$  are also assumed to be independent of  $X_t$ ,  $Z_t$ . Certain additional assumptions are made regarding admissible forms of control input (see [36]).

Recall that there are two types of conditional distributions of interest in our analysis:

- (i)  $p(x, t)$ : Defines the conditional distribution of  $X_t^i$  given  $\underline{\mathcal{Z}}_t$ .
- (ii)  $p^*(x, t)$ : Defines the conditional distribution of  $X_t$  given  $\underline{\mathcal{Z}}_t$ .

The control problem is to choose the control input  $U_t^i$  so that  $p$  approximates  $p^*$ , and consequently empirical distribution of the particles approximates  $p^*$  for large number of particles.

The evolution of  $p^*(x, t)$  is described by a modified form of the Kushner-Stratonovich (K-S) equation:

$$dp^* = \mathcal{L}^\dagger p^* dt + \sum_{m=1}^M \beta_t^m (h - \hat{h})^T (dZ_t^m - \hat{h} dt) p^*. \quad (16)$$

where  $\hat{h} := \mathbb{E}[h(X_t) | \mathcal{Z}_t] = \int_{\mathbb{R}^d} h(x) p^*(x, t) dx$ , and  $\mathcal{L}^\dagger$  is defined in (2). The proof appears in Appendix C.

The main result of this section is to describe an explicit formula for the optimal control input, and to demonstrate that under general conditions we obtain an exact match:  $p = p^*$  under optimal control. The optimally controlled dynamics of the  $i^{\text{th}}$  particle have the following Stratonovich form,

$$dX_t^i = a(X_t^i) dt + dB_t^i + \underbrace{\sum_{m=1}^M \beta_t^m K(X_t^i, t) \circ dI_t^{i,m}}_{dU_t^i}, \quad (17)$$

where  $I_t^{i,m}$  is a modified form of the *innovation process*,

$$dI_t^{i,m} := dZ_t^m - \left[ \frac{\beta_t^m}{2} h(X_t^i) + \left( 1 - \frac{\beta_t^m}{2} \right) \hat{h} \right] dt, \quad (18)$$

where  $\hat{h} := \mathbb{E}[h(X_t^i) | \mathcal{Z}_t] = \int_{\mathbb{R}^d} h(x) p(x, t) dx$ .

The gain function  $K = [\nabla \phi_1, \dots, \nabla \phi_s]$  is a solution of the E-L BVP (5): For  $j = 1, \dots, s$ ,

$$\nabla \cdot (p(x, t) \nabla \phi_j(x, t)) = -(h_j(x) - \hat{h}_j) p(x, t). \quad (19)$$

The evolution of  $p(x, t)$  is described by the forward Kolmogorov operator for (17): See Appendix C for the equations.

The following theorem shows that the two evolution equations for  $p$  and  $p^*$  are identical. The proof appears in Appendix C.

*Theorem 3.1:* Consider the two evolutions for  $p$  and  $p^*$ , defined according to the Kolmogorov forward equation (45) and modified K-S equation (16), respectively. Suppose that the gain function  $K(x, t)$  is obtained according to (19). Then provided  $p(x, 0) = p^*(x, 0)$ , we have for all  $t \geq 0$ ,  $p(x, t) = p^*(x, t)$ . ■

*Example 1:* Consider the problem of tracking a target evolving according to the dynamic model (11), in the presence of clutter. At each time  $t$ , a single observation is obtained according to the observation model:

$$dZ_t = 1_{[A_t=1]} h(X_t) dt + dW_t,$$

where the association variable is denoted as  $A_t \in \{0, 1\}$ :  $A_t = 1$  signifies the event that the observation originates from the target and  $A_t = 0$  means the observation is due to clutter (model of false alarm).

Let  $\beta_t$  denote the observation-to-target association probability at time  $t$ . The probability that the observation originates from the clutter is therefore  $1 - \beta_t$ .

For this problem, the feedback particle filter is given by:

$$dX_t^i = a(X_t^i) dt + dB_t^i + \underbrace{\beta_t K(X_t^i, t) \circ dI_t^i}_{dU_t^i}, \quad (20)$$

where the innovation error  $I_t^i$  is given by,

$$dI_t^i := dZ_t - \left[ \frac{\beta_t}{2} h(X_t^i) + \left( 1 - \frac{\beta_t}{2} \right) \hat{h} \right] dt. \quad (21)$$

For the two extreme values of  $\beta_t$ , the filter reduces to the known form:

- (i) If  $\beta_t = 1$ , the observation is associated with the target with probability 1. In this case, the filter is the same as FPF (3) presented in Sec. II.
- (ii) If  $\beta_t = 0$ , the observation carries no information and the control input  $dU_t^i = 0$ .

For  $\beta_t \in (0, 1)$ , the control is more interesting. The remarkable fact is that the innovation error-based feedback control structure is preserved. The association probability serves to modify the formula for the gain function and the innovation error:

- (i) The gain function is effectively reduced to  $\beta_t K(X_t^i, t)$ . That is, the control gets less aggressive in the presence of possible false alarms due to clutter.
- (ii) The innovation error is given by a more general formula (21). The optimal prediction of the  $i^{\text{th}}$  particle is now a weighted average of  $h(X_t^i)$  and the population prediction  $\hat{h} \approx \frac{1}{N} \sum_{j=1}^N h(X_t^j)$ . Effectively, in the presence of possible false alarms, a particle gives more weight to the population in computing its innovation error.

*Remark 7:* The ODE model for the PDA-FPF (17)-(18) is given by:

$$\frac{dX_t^i}{dt} = a(X_t^i) + \dot{B}_t^i + \sum_{m=1}^M \beta_t^m K(X_t^i, t) \cdot \left( Y_t^m - \left[ \frac{\beta_t^m}{2} h(X_t^i) + \left( 1 - \frac{\beta_t^m}{2} \right) \hat{h} \right] \right), \quad (22)$$

where  $\{\dot{B}_t^i\}$  are independent white noise processes and  $Y_t^m \doteq \frac{dZ_t^m}{dt}$ . The gain function  $K$  is again a solution of the E-L BVP (19). ■

Table I provides a comparison of the PDA-FPF and the classical Kalman filter-based PDA filter ([19], [3]). The ODE model is adopted for the ease of presentation. The main point to note is that the feedback particle filter has an innovation error-based structure: In effect, the  $i^{\text{th}}$  particle makes a prediction  $\hat{Y}_t^{i,m}$  as a weighted-average of  $h(X_t^i)$  and  $\hat{h}$ . This is then used to compute an innovation error  $I_t^{i,m}$ . The Bayes' update step involves gain feedback of the innovation error.

#### D. Algorithm

For implementation purposes, we use the ODE form of the filter (see (22)) together with an Euler discretization. The resulting discrete-time algorithm appears in Algorithm 1.

**TABLE I:** Comparison of the nonlinear PDA-FPF algorithm with the linear PDAF algorithm

	PDA filter	PDA-FPF
State model	$\dot{X}_t = A X_t + \dot{B}_t$	$\dot{X}_t = a(X_t) + \dot{B}_t$
Observation model	$Y_t = H X_t + \dot{W}_t$	$Y_t = h(X_t) + \dot{W}_t$
Assoc. Prob.	$\beta_t^m := P\{[A_t = m]   \underline{\mathcal{Z}}^t\}$	
Prediction	$\hat{Y}_t = H \hat{X}_t$	$\hat{Y}_t^{i,m} = \frac{\beta_t^m}{2} h(X_t^i) + (1 - \frac{\beta_t^m}{2}) \hat{h}$
Innovation error	$I_t^m = Y_t^m - \hat{Y}_t$	$I_t^{i,m} = Y_t^m - \hat{Y}_t^{i,m}$
Feedback control	$U_t^m = K_g I_t^m$	$U_t^{i,m} = K(X_t^i, t) I_t^{i,m}$
Gain	$K_g$ : Kalman Gain	$K(x, t)$ : Sol. of a BVP (19)
Control input	$\sum_{m=1}^M \beta_t^m U_t^m$	$\sum_{m=1}^M \beta_t^m U_t^{i,m}$
Filter equation	$\dot{\hat{X}}_t = A \hat{X}_t + \sum_m \beta_t^m U_t^m$	$\dot{X}_t^i = a(X_t^i) + \dot{B}_t^i + \sum_m \beta_t^m U_t^{i,m}$

At each discrete time-step, the algorithm requires approximation of the gain function. The constant gain approximation algorithm is included in Algorithm 1. One can readily substitute another algorithm for approximating gain function.

The evaluation of association probability is based on the Gaussian clutter assumption. For this or other types of clutter models, one could also substitute a discrete-time algorithm for association probability (see Remark 10 in Appendix B).

Note that the PDA-FPF algorithm propagates an ensemble of particles approximating the posterior distribution at each time step. From the posterior, one can estimate any desired statistic for the state. The formula for the mean ( $X_t^{\text{est}}$ ) is included in Algorithm 1.

#### E. Example: Linear case

In this section, we illustrate the PDA-FPF with the aid of a linear example. The example also serves to provide a comparison to the classic PDA filter. Consider the following linear model:

$$dX_t = A X_t dt + dB_t, \quad (23a)$$

$$dZ_t^m = 1_{[A_t=m]} H X_t dt + dW_t^m, \quad (23b)$$

where  $A$  is a  $d \times d$  matrix and  $H$  is an  $s \times d$  matrix.

The PDA-FPF is described by (17)-(19). If we assume the initial distribution  $p^*(x, 0)$  is Gaussian with mean  $\mu_0$  and covariance matrix  $\Sigma_0$ , then the following lemma provides the solution of the gain function  $K(x, t)$  in the linear case.

*Lemma 3.2:* Consider the linear observation (23b). Suppose  $p(x, t)$  is assumed to be Gaussian with mean  $\mu_t$  and variance  $\Sigma_t$ , i.e.,  $p(x, t) = \frac{1}{(2\pi)^{\frac{d}{2}} |\Sigma_t|^{\frac{1}{2}}} \exp\left[-\frac{1}{2}(x - \mu_t)^T \Sigma_t^{-1} (x - \mu_t)\right]$ . Then the solution of the

---

**Algorithm 1** PDA-FPF for tracking single target in clutter:
 

---

```

1: INITIALIZATION
2: for  $i = 1$  to  $N$  do
3:   Sample  $X_0^i$  from  $p(x, 0)$ 
4: end for
5: for  $m = 0$  to  $M$  do
6:   Set  $\beta_0^m = \frac{1}{M+1}$ .
7: end for
8:  $p^{(N)}(x, 0) = \frac{1}{N} \sum_{i=1}^N \delta_{X_0^i}(x)$ 
9:  $X_0^{\text{est}} = \frac{1}{N} \sum_{i=1}^N X_0^i$ 
1: ITERATION [ $t$  to  $t + \Delta t$ ]
2: for  $i = 1$  to  $N$  do
3:   Sample a Gaussian random vector  $\Delta V$ 
4:   Calculate  $\hat{h} = \frac{1}{N} \sum_{i=1}^N h(X_t^i)$ 
5:   Calculate  $|\hat{h}|^2 = \hat{h}^T \hat{h}$ 
6:   Calculate the gain function  $K = \frac{1}{N} \sum_{i=1}^N X_t^i (h(X_t^i) - \hat{h})^T$ 
7:    $X_{t+\Delta t}^i = X_t^i + a(X_t^i) \Delta t + \Delta V \sqrt{\Delta t}$ 
8:   for  $m = 1$  to  $M$  do
9:     Calculate  $\Delta I_t^{i,m} = \Delta Z_t^m - \left[ \frac{\beta_t^m}{2} h(X_t^i) + (1 - \frac{\beta_t^m}{2}) \hat{h} \right] \Delta t$ 
10:     $X_{t+\Delta t}^i = X_{t+\Delta t}^i + \beta_t^m K \Delta I_t^{i,m}$ 
11:     $\Delta \beta_t^m = q [1 - (M+1) \beta_t^m] \Delta t + \beta_t^m \hat{h}^T \left( \Delta Z_t^m - \sum_{j=1}^M \beta_t^j \Delta Z_t^j \right) + \beta_t^m |\hat{h}|^2 \left( \sum_{j=1}^M (\beta_t^j)^2 - \beta_t^m \right) \Delta t$ 
12:     $\beta_{t+\Delta t}^m = \beta_t^m + \Delta \beta_t^m$ .
13:   end for
14: end for
15:  $t = t + \Delta t$ 
16:  $p^{(N)}(x, t) = \frac{1}{N} \sum_{i=1}^N \delta_{X_t^i}(x)$ 
17:  $X_t^{\text{est}} = \frac{1}{N} \sum_{i=1}^N X_t^i$ 

```

---

E-L BVP (19) is given by:

$$K(x, t) = \Sigma_t H^T \quad (24)$$

■

The formula (24) is verified by direct substitution in (19) where the distribution  $p$  is Gaussian.

The linear PDA-FPF is then given by,

$$dX_t^i = A X_t^i dt + dB_t^i + \Sigma_t H^T \sum_{m=1}^M \beta_t^m \left( dZ_t^m - H \left[ \frac{\beta_t^m}{2} X_t^i + \left( 1 - \frac{\beta_t^m}{2} \right) \mu_t \right] dt \right). \quad (25)$$

Note that there is no Wong-Zakai correction term since the gain function is constant.

The following theorem states that  $p = p^*$  in this case. That is, the conditional distributions of  $X_t$  and  $X_t^i$  coincide. The proof is a straightforward extension of the proof in Appendix C, and is thus omitted.

*Theorem 3.3:* Consider the single target tracking problem with a linear model defined by the state-observation equations (23a,23b). The PDA-FPF is given by (25). In this case the posterior distributions of  $X_t$  and  $X_t^i$  coincide, whose conditional mean and covariance are given by the following,

$$d\mu_t = A\mu_t dt + \Sigma_t H^T \sum_{m=1}^M \beta_t^m (dZ_t^m - H\mu_t dt) \quad (26)$$

$$\frac{d\Sigma_t}{dt} = A\Sigma_t + \Sigma_t A^T + I - \sum_{m=1}^M (\beta_t^m)^2 \Sigma_t H^T H \Sigma_t. \quad (27)$$

■

The filter for association probability  $\beta_t^m$  in the linear Gaussian case easily follows from using (14). It is of the following form: for  $m = 1, \dots, M$ ,

$$d\beta_t^m = q[1 - (M+1)\beta_t^m] dt + \beta_t^m (H\mu_t)^T \left( dZ_t^m - \sum_{j=1}^M \beta_t^j dZ_t^j \right) + \beta_t^m (H\mu_t)^T (H\mu_t) \left( \sum_{j=1}^M (\beta_t^j)^2 - \beta_t^m \right) dt. \quad (28)$$

In practice  $\{\mu_t, \Sigma_t\}$  in (25)-(28) are approximated as sample means and sample covariances from the ensemble  $\{X_t^i\}_{i=1}^N$ .

$$\begin{aligned} \mu_t &\approx \mu_t^{(N)} := \frac{1}{N} \sum_{i=1}^N X_t^i, \\ \Sigma_t &\approx \Sigma_t^{(N)} := \frac{1}{N-1} \sum_{i=1}^N \left( X_t^i - \mu_t^{(N)} \right) \left( X_t^i - \mu_t^{(N)} \right)^T. \end{aligned}$$

*Remark 8:* The ODE model for the PDA-FPF (25) is given by:

$$\frac{dX_t^i}{dt} = A X_t^i + \dot{B}_t^i + \Sigma_t H^T \sum_{m=1}^M \beta_t^m \cdot \left( Y_t^m - H \left[ \frac{\beta_t^m}{2} X_t^i + \left( 1 - \frac{\beta_t^m}{2} \right) \mu_t \right] \right),$$

where  $\{\dot{B}_t^i\}$  are independent white noise processes and  $Y_t^m \doteq \frac{dZ_t^m}{dt}$ . ■

#### IV. MULTIPLE TARGET TRACKING USING FEEDBACK PARTICLE FILTER

In this section, we extend the PDA-FPF to the multiple target tracking (MTT) problem. The resulting filter is referred to as the *joint probabilistic data association-feedback particle filter (JPDA-FPF)*. For notational ease, we assume a clutter free scenario where all observations originate from the targets (i.e.,



there are  $M$  targets and  $M$  observations at each time). The clutter can be handled in a manner similar to the basic PDA-FPF.

The MTT problem is introduced in Sec. IV-A. The algorithm is described *only* for the special case of two targets with two observations ( $M = 2$ ), in Sec. IV-B. The algorithm for the general case is conceptually analogous but notationally cumbersome. It appears in Appendix. D.

#### A. Problem statement, assumptions and notation

The following notation is adopted:

- (i) There are  $M$  distinct targets. The set of targets is denoted by the index set  $\mathcal{M} = \{1, 2, \dots, M\}$ . The set of permutations of  $\mathcal{M}$  is denoted by  $\Pi(\mathcal{M})$ , whose cardinality  $|\Pi(\mathcal{M})| = M!$ . A typical element of  $\Pi(\mathcal{M})$  is denoted as  $\underline{\alpha} = (\alpha^1, \alpha^2, \dots, \alpha^M)$ .
- (ii) At time  $t$ , the state of the  $n^{\text{th}}$  target is denoted as  $X_t^n \in \mathbb{R}^d$  for  $n \in \mathcal{M}$ .
- (iii) At time  $t$ , there is exactly one observation per target for a total of  $M$  observations, all of which are available in a centralized fashion. The observation vector is denoted by  $\underline{Z}_t := (Z_t^1, Z_t^2, \dots, Z_t^M)$ , where the  $m^{\text{th}}$  entry,  $Z_t^m \in \mathbb{R}^s$ , originates from one of the targets in  $\mathcal{M}$ .
- (iv) At time  $t$ , the association random vector is denoted as  $\underline{A}_t \in \Pi(\mathcal{M})$ . It is used to associate targets with the observations in a joint manner:  $\underline{A}_t := (\alpha_t^1, \alpha_t^2, \dots, \alpha_t^M) \in \Pi(\mathcal{M})$  signifies that the observation  $Z_t^1$  originates from target  $\alpha_t^1$ ,  $Z_t^2$  originates from target  $\alpha_t^2$ , ...,  $Z_t^M$  originates from target  $\alpha_t^M$ .

The following models are assumed for the three stochastic processes.

- (i) The dynamics of the  $n^{\text{th}}$  target evolves according to the nonlinear SDE:

$$dX_t^n = a^n(X_t^n)dt + dB_t^n, \quad (29)$$

where  $\{B_t^n \in \mathbb{R}^d\}$  are mutually independent standard Wiener processes and  $n \in \mathcal{M}$ .

- (ii) The observation model is given by:

$$\begin{bmatrix} dZ_t^1 \\ \vdots \\ dZ_t^M \end{bmatrix} = \Psi(\underline{A}_t) \begin{bmatrix} h(X_t^1) \\ \vdots \\ h(X_t^M) \end{bmatrix} dt + \begin{bmatrix} dW_t^1 \\ \vdots \\ dW_t^M \end{bmatrix}, \quad (30)$$

where  $\Psi(\underline{A}_t)$  is the permutation matrix for association vector  $\underline{A}_t$ , and  $\{W_t^m\}_{m=1}^M$  are mutually independent standard Wiener processes, also assumed to be mutually independent with  $\{B_t^n\}$ .

- (iii) The model for  $\underline{A}_t$  is similar to the model assumed in PDA-FPF (see Sec. III) and is described by a continuous-time Markov chain:

$$P\{\underline{A}_{t+\Delta t} = \underline{\gamma} | \underline{A}_t = \underline{\gamma}'\} = q\Delta t + o(\Delta t), \quad \underline{\gamma} \neq \underline{\gamma}' \in \Pi(\mathcal{M}), \quad (31)$$

where, for the ease of presentation, the transition rate is assumed to be a constant  $q$ . The initial distribution is assumed given.

(iv)  $\underline{A}_t$  and  $\underline{X}_t$  are assumed to be mutually independent.

The problem is to design  $M$  feedback particle filters, where the  $n^{\text{th}}$  filter is intended to estimate the posterior distribution of the  $n^{\text{th}}$  target given the history of all un-associated observations (filtration)  $\underline{\mathcal{Z}}_t := \sigma(\underline{Z}_\tau : \tau \leq t)$ .

*Remark 9:* The equivalent ODE model to (29) and (30) is:

$$\begin{aligned} \frac{dX_t^n}{dt} &= a^n(X_t^n) + \dot{B}_t^n, \quad n = \{1, \dots, M\} \\ \begin{bmatrix} Y_t^1 \\ \vdots \\ Y_t^M \end{bmatrix} &= \Psi(\underline{A}_t) \begin{bmatrix} h(X_t^1) \\ \vdots \\ h(X_t^M) \end{bmatrix} + \begin{bmatrix} \dot{W}_t^1 \\ \vdots \\ \dot{W}_t^M \end{bmatrix}, \end{aligned}$$

where  $\{\dot{B}_t^n\}, \{\dot{W}_t^m\}$  are independent white noise processes and  $Y_t^m \doteq \frac{dZ_t^m}{dt}$ . ■

The joint association probability is defined as the probability of the joint association event  $[\underline{A}_t = \underline{\gamma}]$  conditioned on  $\underline{\mathcal{Z}}_t$ :

$$\pi_t^\gamma := P\{[\underline{A}_t = \underline{\gamma}] | \underline{\mathcal{Z}}_t\}, \quad \underline{\gamma} \in \Pi(\mathcal{M}). \quad (32)$$

The filter for the joint association probability  $\pi_t^\gamma$  is a notationally tedious but straightforward extension of the association filter in PDA-FPF (14). It appears in Appendix D.

The joint association probabilities are then used to obtain association probability for each individual target. Once the observation-to-target association probability is known, its integration into the feedback particle filter is identical to the PDA-FPF (17). The complete set of equations for the JPDA-FPF algorithm appear in Appendix D. The  $M = 2$  case is illustrated next.

### B. Example: Two-target two-observation problem

At time  $t$ , the target state is denoted as  $\underline{X}_t := (X_t^1, X_t^2)$ , and the observation vector  $\underline{Z}_t := (Z_t^1, Z_t^2)$ . The association random vector is denoted as  $\underline{A}_t \in \Pi(\{1, 2\}) := \{\underline{\gamma}_1, \underline{\gamma}_2\}$ , where  $\underline{\gamma}_1 := (1, 2)$  and  $\underline{\gamma}_2 := (2, 1)$ . It is used to associate observations to targets:  $\underline{A}_t = \underline{\gamma}_1$  signifies that  $Z_t^1$  originates from target 1 and  $Z_t^2$  from target 2;  $\underline{A}_t = \underline{\gamma}_2$  accounts for the complementary case.

The following models are assumed for the three stochastic processes:

(i) Each element of the state vector  $\underline{X}_t$  evolves according to a nonlinear SDE of the form (1a):

$$dX_t^n = a^n(X_t^n) dt + dB_t^n, \quad n \in \{1, 2\}, \quad (33)$$

where  $\{B_t^1\}, \{B_t^2\}$  are mutually independent standard Wiener processes.

(ii) The association random process  $A_t$  evolves as a jump Markov process in continuous-time:

$$P\{[A_{t+\Delta t} = \underline{\gamma}_{m'}] | [A_t = \underline{\gamma}_m]\} = q\Delta t + o(\Delta t), \quad m' \neq m \in \{1, 2\}.$$

The initial distribution is assumed given.

(iii)  $\underline{A}_t$  and  $\underline{X}_t$  are assumed to be mutually independent.

(iv) At time  $t$ , the observation model is given by,

$$\begin{bmatrix} dZ_t^1 \\ dZ_t^2 \end{bmatrix} = \Psi(\underline{A}_t) \begin{bmatrix} h(X_t^1) \\ h(X_t^2) \end{bmatrix} dt + \begin{bmatrix} dW_t^1 \\ dW_t^2 \end{bmatrix},$$

where  $\{W_t^1\}, \{W_t^2\}$  are mutually independent Wiener processes and  $\Psi(\underline{A}_t)$  is a function mapping  $\underline{A}_t$  to a permutation matrix:

$$\Psi(\underline{\gamma}_1) = \begin{bmatrix} I_s & 0 \\ 0 & I_s \end{bmatrix}, \quad \Psi(\underline{\gamma}_2) = \begin{bmatrix} 0 & I_s \\ I_s & 0 \end{bmatrix},$$

where  $I_s$  is the  $s \times s$  identity matrix.

The joint association probability is defined as the probability of the joint association  $[A_t = \underline{\gamma}]$  conditioned on  $\underline{\mathcal{Z}}_t$ :

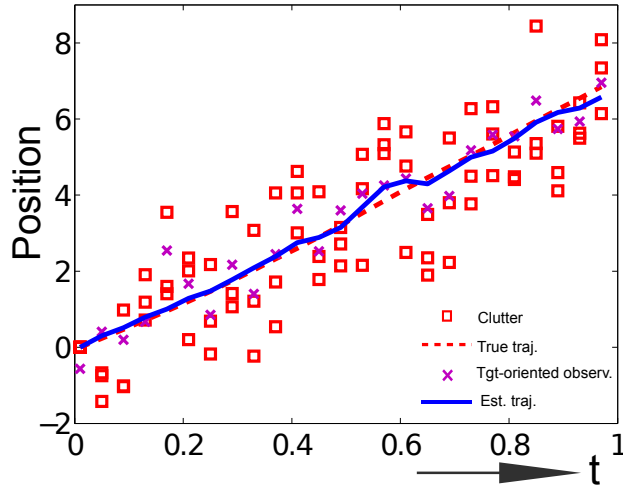
$$\pi_t^m := P\{[A_t = \underline{\gamma}_m] | \underline{\mathcal{Z}}_t\}, \quad m \in \{1, 2\}.$$

Based on the JPDA-FPF algorithm discussed in Appendix. D, the filter for joint association probability  $\pi_t^1$  is:

$$d\pi_t^1 = -q(\pi_t^1 - \pi_t^2) dt + \pi_t^1 \pi_t^2 \hat{h}^T (dZ_t^1 - dZ_t^2) - (\pi_t^1 - \pi_t^2) \pi_t^1 \pi_t^2 \left| \hat{h} \right|^2 dt,$$

where  $\tilde{h}(X_t^1, X_t^2) := h(X_t^1) - h(X_t^2)$ ,  $\hat{h} := E[\tilde{h} | \underline{\mathcal{Z}}_t]$  and  $\left| \hat{h} \right|^2 = \hat{h}^T \hat{h}$ . The expectations are approximated by using particles. Since the joint events are mutually exclusive and exhaustive, we have  $\sum_{m=1}^2 \pi_t^m = 1$ . Using this, we have  $\pi_t^2 = 1 - \pi_t^1$  and  $d\pi_t^2 = -d\pi_t^1$ .

The joint association probabilities  $\pi_t^1, \pi_t^2$  are used to obtain association probability for individual target. For example, for target 1:  $\beta_t^{1,1} = \pi_t^1$ ,  $\beta_t^{2,1} = \pi_t^2$ , where  $\beta_t^{m,n}$  denotes the conditional probability that the  $m^{\text{th}}$  observation originates from the  $n^{\text{th}}$  target. Once the association probability is known, the feedback particle filter for each target is of the form (17). The detailed algorithm for JPDA-FPF is omitted because of its similarity to PDA-FPF.



**Fig. 3:** Simulation results of single target tracking in clutter using PDA-FPF: Comparison of estimated mean with the true trajectory.

## V. NUMERICS

### A. Single target tracking in clutter

Consider first the problem of tracking a single target in clutter. The target evolves according to a white-noise acceleration model:

$$dX_t = FX_t dt + \sigma_B dB_t, \quad (34)$$

$$dZ_t = HX_t dt + \sigma_W dW_t, \quad (35)$$

where  $X_t$  denotes the state vector comprising of position and velocity coordinates at time  $t$ ,  $Z_t$  is the observation process,  $\{B_t\}, \{W_t\}$  are mutually independent standard Wiener processes. The two matrices are given by:

$$F = \begin{bmatrix} 0 & 1 \\ 0 & 0 \end{bmatrix}, \quad H = \begin{bmatrix} 1 & 0 \end{bmatrix}.$$

In the simulation results described next, the following parameter values are used:  $\sigma_B = (0, 1)$ ,  $\sigma_W = 0.06$ , and initial condition  $X_0 = (0, 6)$ . The total simulation time  $T = 1$  and the discrete time-step  $\Delta t = 0.01$ . At each discrete-time step, we assume  $M = 4$  observations, one due to the target and the others because of clutter. For the clutter observations, the standard discrete-time model from [3] is assumed: The clutter observations are sampled uniformly from a coverage area of radius 2 centered around the target.

Figure 3 depicts the result of a single simulation: True target trajectory is depicted as a dashed line. At each discrete time step, target-oriented observations are depicted as crosses while clutter observations

are depicted as squares.

The PDA-FPF is implemented according to Algorithm 1 in Sec. III-D. For the evaluation of association probability, the transition rate parameter of the Markov chain (12) is  $q = 10$ . The output of the algorithm – the estimated mean trajectory – is depicted as a solid line. For the filter simulation,  $N = 1000$  particles are used. The initial ensemble of particles are drawn from a Gaussian distribution whose mean is  $\mu_0 = X_0$  and covariance matrix is  $\Sigma_0 = \begin{bmatrix} 0.1 & 0 \\ 0 & 0.05 \end{bmatrix}$ .

### B. Two-target tracking problem

Consider the tracking problem for two targets with two bearing-only sensors as depicted in Fig. 4(a). Each target moves in a two-dimensional (2d) plane according to the standard white-noise acceleration model:

$$dX_t = AX_t dt + \Gamma dB_t,$$

where  $X := (X_1, V_1, X_2, V_2) \in \mathbb{R}^4$ ,  $(X_1, X_2)$  denotes the 2d-position of a target and  $(V_1, V_2)$  denotes its velocity. The matrices,

$$A = \begin{bmatrix} 0 & 1 & 0 & 0 \\ 0 & 0 & 0 & 0 \\ 0 & 0 & 0 & 1 \\ 0 & 0 & 0 & 0 \end{bmatrix}, \quad \Gamma = \sigma_B \begin{bmatrix} 0 & 0 \\ 1 & 0 \\ 0 & 0 \\ 0 & 1 \end{bmatrix},$$

and  $\{B_t\}$  is a standard 2d Wiener process.

The two bearing-only sensors are also depicted in the figure. At time  $t$ , two angle-only observations are made for each target according to the observation model:

$$dZ_t = h(X_t) dt + \sigma_W dW_t,$$

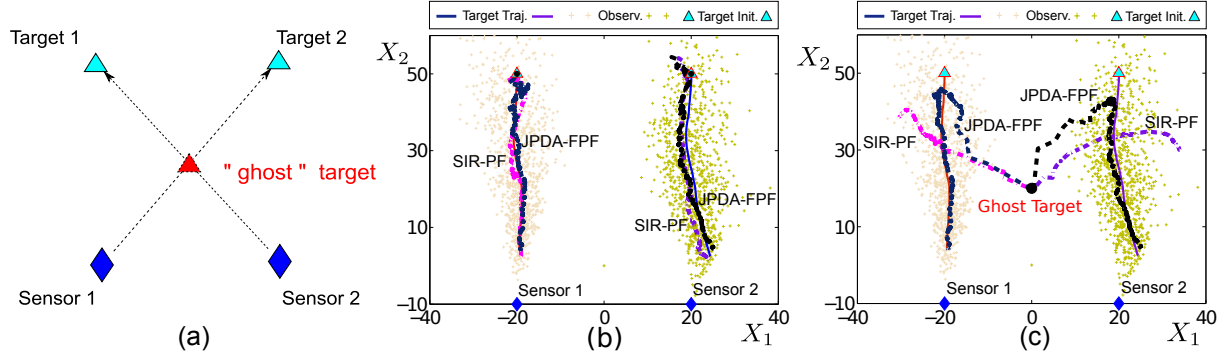
where  $\{W_t\}$  is a standard 2d Wiener process,  $h = (h_1, h_2)$  and

$$h_j(x_1, v_1, x_2, v_2) = \arctan \left( \frac{x_2 - x_2^{(\text{sen } j)}}{x_1 - x_1^{(\text{sen } j)}} \right), \quad j \in \{1, 2\},$$

where  $(x_1^{(\text{sen } j)}, x_2^{(\text{sen } j)})$  denote the position of sensor  $j$ .

There exists data association uncertainty, in the sense that one cannot assign observations to individual targets in an apriori manner. In this particular example, faulty data association can lead to appearance of a “ghost” target (see Fig. 4(a)). The “ghost” target position is identified by using the process of triangulation based on angle only observations with the two targets.

In the simulation study described next, we compare performance of the JPDA-FPF algorithm with the sequential importance resampling particle filter (SIR-PF) algorithm. In the SIR-PF implementation,



**Fig. 4:** (a) Illustration of “ghost” target in the two-sensor two-target case: The ghost appears because of incorrect data association. Simulation results for (b) scenario (i) and (c) scenario (ii).

the data association uncertainty is taken into account by updating the particle weights according to the algorithm described in [41].

The performance comparisons are carried out for two distinct filtering scenarios:

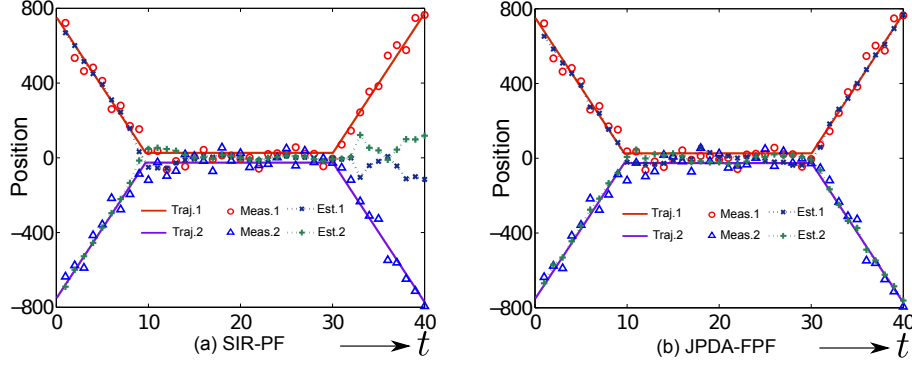
- (i) The target tracks for the filters are initialized at the true target positions (depicted as black circles in Fig. 4(b));
- (ii) The target tracks for the filters are initialized at the ghost target position (depicted as black circles in Fig. 4(c)).

In the filter implementation, particles are initialized by drawing from a Gaussian distribution whose mean is the initial track position and the covariance matrix  $\Sigma_0 = \text{diag}(\{10, 1, 10, 1\})$ .

Figure 4 parts (b) and (c) depict the simulation results for the scenarios (i) and (ii), respectively. In each of the figure, the true target track is depicted together with the estimate (mean) from the two filter implementations. In the background, the ensemble of observations are shown. Each point in the ensemble is obtained by using the process of triangulation based on two (noisy) angle observations.

The JPDA-FPF algorithm is based on the methodology described in Sec. IV-B, where the PDA-FPF is implemented for each target according to Algorithm 1 in Sec. III-D. At each time  $t$ , four association probabilities are approximated for each sensor:  $\beta_t^{1,1;1}$ ,  $\beta_t^{2,1;1}$  are the two association probabilities for target 1, and  $\beta_t^{1,2;1}$ ,  $\beta_t^{2,2;1}$  are the probabilities for target 2, where  $\beta_t^{m,n;r}$  denotes the conditional probability that the  $m^{\text{th}}$  observation of the  $r^{\text{th}}$  sensor originates from the  $n^{\text{th}}$  target.

The simulation parameters are as follows: The two targets start at position  $(-20, 50)$  and  $(20, 50)$ , respectively. The ghost target location is at  $(0, 20)$ . The initial velocity vectors are  $V_0^1 = V_0^2 = (0.0, -5.0)$ . The noise parameters  $\sigma_B = 0.5$ ,  $\sigma_W = 0.01$  and the number of particles  $N = 200$ . The total simulation time is  $T = 10$  and the fixed discrete time-step  $\Delta t = 0.01$ . The transition rate of the Markov chain (31)



**Fig. 5:** (a) Simulation results for SIR-PF; (b) Simulation results for JPDA-FPF.

is  $q = 10$ .

The comparison for the two scenarios show that:

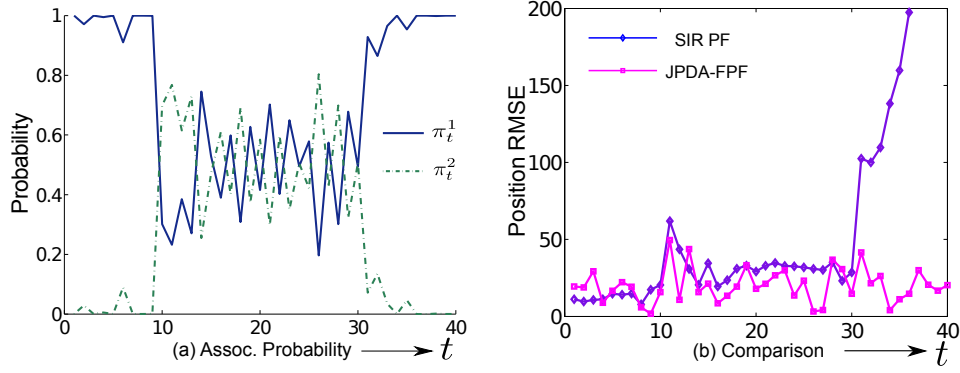
- (i) If the filter tracks are initialized at the correct locations of the targets, both JPDA-FPF and SIR-PF algorithms are able to track the targets;
- (ii) If the tracks are initialized at the incorrect ghost target location, the SIR-PF diverges while the JPDA-FPF can adequately track both targets after a short period of transients.

### C. Track coalescence

Track coalescence is a well-known problem in multiple target tracking applications. Track coalescence can occur when two closely spaced targets move with approximately the same velocity over a period of time [42], [21]. With a standard implementation of the SIR-PF algorithm, the target tracks are known to coalesce even after the targets have moved apart [21]. In the following example, simulation results with JPDA-FPF are described for a model problem scenario taken from [15]. The results are compared with the SIR-PF algorithm taken from [13], [41].

The simulation study involves two targets moving on a one-dimension line [15]. At time  $t = 0$ , the two targets start at position 750 and  $-750$ , respectively. They move towards each other according to a white noise acceleration model (34) with initial velocity vector  $-75$  and  $75$ , respectively. At time  $t = 10$ , the distance between the two targets is smaller than  $d = 50$ , and they come to a stop and maintain position for the next 20 seconds. At time  $t = 30$ , the two targets move away from each other with velocity  $75$  and  $-75$ , respectively. The resulting position trajectories of the two targets (denoted as  $X_t^{\text{tgt}}$ ) are depicted in Figure 5. The target positions are observed according to the observation model (35), again with data association uncertainty.

In the Monte Carlo simulation study described next, the following noise parameters are used:  $\sigma_B =$



**Fig. 6:** (a) Plot of data association probability; (b) Comparison of RMSE with SIR-PF and JPDA-FPF

$(0, 25)$  and  $\sigma_W = 10$ . One hundred Monte Carlo simulations were performed over a total simulation period  $T = 40$  with a fixed discrete time-step  $\Delta t = 0.05$ . At each discrete time-step, two observations are made but the association is not known in an apriori manner. For the filters,  $N = 1000$  particles are initialized by drawing from a Gaussian distribution whose mean is set to be the target's initial position and covariance matrix  $\Sigma_0 = \text{diag}(\{100, 10, 100, 10\})$ . The JPDA-FPF is implemented as described in Sec. IV-B and the SIR-PF algorithm is taken from [41].

Simulation results are summarized in Figure 5-6. Figure 5 parts (a) and (b) depict the typical results for one simulation run with SIR-PF and JPDA-FPF algorithms, respectively. Track coalescence is observed with the SIR-PF algorithm while the JPDA-FPF is able to track the two targets. Figure 6 (a) depicts the corresponding trajectory of the association probability with the JPDA-FPF algorithm. As shown in the figure, the tracks coalesce when the two targets are close. However, the filter is able to recover the target tracks once the targets move away.

Figure 6 (b) depicts a comparison of the root mean square error (RMSE) in position with the SIR-PF and JPDA-FPF algorithms. The RMSE at time  $t$  is defined as:

$$\text{RMSE}_t = \sqrt{\text{E} \left[ \left| X_t^{\text{est}} - X_t^{\text{tgt}} \right|^2 \right]},$$

where  $\text{E}[\cdot]$  is computed by taking the average of 100 Monte Carlo runs. For  $t < 30$ , the performance of the two algorithms is comparable. However once the two closely spaced targets depart away from each other, the RMSE of SIR-PF soars while the JPDA-FPF remains relatively stable.

Table II provides a summary of the performance with the two algorithms. The metrics are average RMSE and the average percentage of the filter tracks being “OK.” The average RMSE is calculated as:

$$\text{avg. RMSE} = \sqrt{\frac{1}{T} \int_0^T \text{E} \left[ \left| X_t^{\text{est}} - X_t^{\text{tgt}} \right|^2 \right] dt}.$$



**TABLE II:** Comparison between SIR PF and JPDA-FPF

Method	Avg. RMSE	Avg. % Tracks “OK”
SIR-PF	75.40	78
JPDA-FPF	22.86	100

A track is said to be “OK” if the average tracking error satisfies:

$$\sqrt{\frac{1}{T} \int_0^T |X_t^{\text{est}} - X_t^{\text{tgt}}|^2 dt} \leq 9\sigma_W.$$

The metrics used here are borrowed from [41], [14].

## VI. CONCLUSION

In this paper, we introduced a novel feedback control-based particle filter algorithm for the filtering problem with data association uncertainty. The algorithm is referred to as the probabilistic data association-feedback particle filter (PDA-FPF). PDA-FPF provides for a generalization of the Kalman filter-based PDA filter to a general class of nonlinear non-Gaussian problems. Our proposed algorithm inherits many of the properties that has made the Kalman filter-based algorithms so widely applicable over the past five decades, including innovation error and the feedback structure (see Fig. 1).

The feedback structure is important on account of the issue of robustness. The structural aspects are also expected to be useful for design, integration and testing of the algorithm in a larger system involving filtering problems (e.g., navigation systems).

Several numerical examples were included to illustrate the theoretical results, and provide comparisons with the SIR particle filter. We refer the reader to our paper [43] where feedback particle filter-based algorithms for interacting multiple models are described.

## APPENDIX

### A. Association Probability filter for $\beta_t^m$

For the sake of notational simplicity, we will work with one-dimensional observations, i.e.,  $h : \mathbb{R}^d \rightarrow \mathbb{R}$ . Extension to higher dimensions is straightforward.

Rewrite (13) in the vector form:

$$d\underline{Z}_t = \underline{\chi}(A_t)h(X_t)dt + d\underline{W}_t,$$

where  $\underline{Z}_t := (Z_t^1, \dots, Z_t^M)$ ,  $\underline{\chi}(A_t) := (\chi_t^1, \dots, \chi_t^M)$ ,  $\chi_t^m = 1_{[A_t=m]}$ , and  $\underline{W}_t := (W_t^1, \dots, W_t^M)$ . The transition intensity matrix for the jump Markov process  $A_t$  is denoted as  $\Lambda$  with

$$\Lambda_{mm'} = \begin{cases} -Mq & \text{if } m = m' \\ q & \text{if } m \neq m'. \end{cases}$$

Denote  $\mathcal{X}_t := \sigma(X_s : s \leq t)$ , and  $\mathcal{C}_t := \mathcal{X}_t \vee \underline{\mathcal{Z}}_t$ . The derivation is based on the property of the conditional expectation:

$$\mathbb{E}[\varphi(A_t) | \underline{\mathcal{Z}}_t] = \mathbb{E}[\mathbb{E}[\varphi(A_t) | \mathcal{C}_t] | \underline{\mathcal{Z}}_t],$$

where  $\varphi : \{0, \dots, M\} \rightarrow \mathbb{R}$  is a test function.

The SDE for evolution of  $\mathbb{E}[\varphi(A_t) | \mathcal{C}_t]$  is described by the standard Wonham filter:

$$\mathbb{E}[\varphi(A_t) | \mathcal{C}_t] = \mathbb{E}[\varphi(A_0)] + \int_0^t \mathbb{E}[\mathcal{L}\varphi(A_s) | \mathcal{C}_s] ds + \int_0^t \mathbb{E}[(\chi(A_s) - \underline{\beta}_s)^T h\varphi(A_s) | \mathcal{C}_s] (d\underline{Z}_s - \underline{\beta}_s h(X_s) ds), \quad (36)$$

where  $\underline{\beta}_t := (\beta_t^1, \dots, \beta_t^M)$  and  $\mathcal{L}$  is the forward operator for the Markov process  $A_t$  which is defined as:

$$\mathcal{L}\varphi(m) = \sum_{m'=0}^M \Lambda_{mm'} \varphi(m').$$

Specifically, by choosing

$$\varphi(j) = \begin{cases} 1 & \text{if } j = m, \\ 0 & \text{otherwise,} \end{cases}$$

and taking  $\mathbb{E}[\cdot | \underline{\mathcal{Z}}_t]$  of (36) we obtain:

$$\beta_t^m = \beta_0^m + \int_0^t q[1 - (M+1)\beta_s^m] ds + \int_0^t (\chi(m) - \underline{\beta}_s)^T \hat{h}\beta_s^m (d\underline{Z}_s - \underline{\beta}_s \hat{h} ds), \quad m = 0, \dots, M,$$

which is simplified to obtain (14)-(15).

### B. An Alternate Derivation of (14)-(15)

The aim of this section is to formally derive the update part of the continuous-time filter (14)-(15) by taking a continuous-time limit of the discrete-time algorithm for evaluation of association probability. The procedure for taking the limit is identical to the original proof of the K-S equation in [44], and the proof in Sec 6.8 of the classical text [37].

At time  $t$ , we have  $M$  observations  $\Delta\underline{Z}_t = (\Delta Z_t^1, \Delta Z_t^2, \dots, \Delta Z_t^M)$ , at most one of which originates from the target. The discrete-time filter for association probability is obtained by using the Bayes' rule:

$$\mathbb{P}\{[A_t = m] | \underline{\mathcal{Z}}_t, \Delta\underline{Z}_t\} = \frac{\mathbb{P}\{\Delta\underline{Z}_t | [A_t = m]\} \mathbb{P}\{[A_t = m] | \underline{\mathcal{Z}}_t\}}{\sum_{j=0}^M \mathbb{P}\{\Delta\underline{Z}_t | [A_t = j]\} \mathbb{P}\{[A_t = j] | \underline{\mathcal{Z}}_t\}}. \quad (37)$$

This equation appears also in the derivation of the classical discrete-time PDA algorithm (equation (6-32) in [19]). The conditional probabilities are evaluated as: for  $m = 1, \dots, M$ ,

$$P\{\Delta Z_t | [A_t = m]\} = P\{\Delta Z_t^m | [A_t = m]\} \prod_{j \neq m} P_0\{\Delta Z_t^j\}, \quad (38)$$

and for  $m = 0$ ,

$$P\{\Delta Z_t | [A_t = 0]\} = \prod_{j=1}^M P_0\{\Delta Z_t^j\}, \quad (39)$$

where  $P\{\Delta Z_t^m | [A_t = m]\} = \frac{1}{(2\pi)^{\frac{d}{2}} \sqrt{\Delta t}} \int_{\mathbb{R}^d} \exp\left[-\frac{|\Delta Z_t^m - h(x)\Delta t|^2}{2\Delta t}\right] p(x, t) dx$  and  $P_0\{\Delta Z_t^j\} := \frac{1}{(2\pi)^{\frac{d}{2}} \sqrt{\Delta t}} \exp\left[-\frac{|\Delta Z_t^j|^2}{2\Delta t}\right]$ . The formula for  $P_0$  is based on the assumption of the Gaussian clutter model (see Sec. III-A). This is different from the more standard model of clutter, popular in discrete-time settings, whereby the independent observations are uniformly and independently distributed in a “coverage area”  $V$  (see [3], [19]).

Denote  $\beta_t^m = P\{[A_t = m] | \mathcal{Z}_t\}$ , the increment in the observation update step (see Sec 6.8 in [37]) is given by

$$\Delta \beta_t^m := P\{[A_t = m] | \mathcal{Z}_t, \Delta Z_t\} - P\{[A_t = m] | \mathcal{Z}_t\}. \quad (40)$$

Using (37) and (40), we have:

$$\Delta \beta_t^m = E^m(\Delta t, \Delta Z_t) \beta_t^m - \beta_t^m, \quad (41)$$

where

$$E^m(\Delta t, \Delta Z_t) := \frac{P\{[A_t = m] | \mathcal{Z}_t, \Delta Z_t\}}{P\{[A_t = m] | \mathcal{Z}_t\}} = \frac{P\{\Delta Z_t | [A_t = m]\}}{\sum_{j=0}^M P\{\Delta Z_t | [A_t = j]\} P\{[A_t = j] | \mathcal{Z}_t\}}.$$

Using Itô's rule,

$$(\Delta Z_t^j)^T \Delta Z_t^k = \begin{cases} \Delta t, & \text{if } j = k, \\ 0, & \text{otherwise,} \end{cases}$$

we have for  $m = 1, \dots, M$ ,

$$E^m(\Delta t, \Delta Z_t) = \frac{\int \exp\left[h^T(x)\Delta Z_t^m - \frac{1}{2}h^T(x)h(x)\Delta t\right] p(x, t) dx}{\sum_{l=1}^M \beta_t^l \int \exp\left[(h^T(x)\Delta Z_t^l - \frac{1}{2}h^T(x)h(x)\Delta t)\right] p(x, t) dx + \beta_t^0},$$

and for  $m = 0$ ,

$$E^0(\Delta t, \Delta Z_t) = \frac{1}{\sum_{l=1}^M \beta_t^l \int \exp\left[(h^T(x)\Delta Z_t^l - \frac{1}{2}h^T(x)h(x)\Delta t)\right] p(x, t) dx + \beta_t^0}.$$

Following the derivation procedure in [37], we expand  $E^m(\Delta t, \Delta Z_t)$  as a multivariate series about  $(0, \underline{0})$ :

$$E^m(\Delta t, \Delta Z_t) = E^m(0, \underline{0}) + E_{\Delta t}^m(0, \underline{0})\Delta t + \sum_{j=1}^M E_{\Delta Z_t^j}^m(0, \underline{0})\Delta Z_t^j + \frac{1}{2} \sum_{j,k=1}^M (\Delta Z_t^j)^T E_{\Delta Z_t^j, \Delta Z_t^k}^m(0, \underline{0})\Delta Z_t^k + o(\Delta t).$$

By direct evaluation, we obtain: for  $m = 1, \dots, M$ ,

$$\begin{aligned} E^m(0, \underline{0}) &= 1, \quad E_{\Delta t}^m(0, \underline{0}) = -\frac{1}{2}\beta_t^0|\widehat{h^2}|, \\ E_{\Delta Z_t^j}^m(0, \underline{0}) &= -\beta_t^j\hat{h}^T, \quad E_{\Delta Z_t^j, \Delta Z_t^j}^m(0, \underline{0}) = 2(\beta_t^j)^2|\hat{h}|^2 - \beta_t^j|\widehat{h^2}|, \quad j \neq m, \\ E_{\Delta Z_t^m}^m(0, \underline{0}) &= (1 - \beta_t^m)\hat{h}^T, \quad E_{\Delta Z_t^m, \Delta Z_t^m}^m(0, \underline{0}) = (1 - \beta_t^m)|\widehat{h^2}| - 2\beta_t^m(1 - \beta_t^m)|\hat{h}|^2, \end{aligned}$$

and for  $m = 0$ ,

$$\begin{aligned} E^0(0, \underline{0}) &= 1, \quad E_{\Delta t}^0(0, \underline{0}) = \frac{1}{2}(1 - \beta_t^0)|\widehat{h^2}|, \\ E_{\Delta Z_t^j}^0(0, \underline{0}) &= -\beta_t^j\hat{h}^T, \quad E_{\Delta Z_t^j, \Delta Z_t^j}^0(0, \underline{0}) = 2(\beta_t^j)^2|\hat{h}|^2 - \beta_t^j|\widehat{h^2}|, \quad j = 1, \dots, M, \end{aligned}$$

where  $\hat{h} := E[h(X_t)|\underline{\mathcal{Z}}_t]$ ,  $|\hat{h}|^2 := \hat{h}^T \hat{h}$  and  $|\widehat{h^2}| := E[|h(X_t)|^2|\underline{\mathcal{Z}}_t]$ .

By using Itô's rule again, we obtain the simplified expression: for  $m = 1, \dots, M$ ,

$$E^m(\Delta t, \Delta \underline{Z}_t) = 1 + \hat{h}^T \left( \Delta Z_t^m - \sum_{j=1}^M \beta_t^j \Delta Z_t^j \right) + |\hat{h}|^2 \left( \sum_{j=1}^M (\beta_t^j)^2 - \beta_t^m \right) \Delta t, \quad (42)$$

and for  $m = 0$ ,

$$E^0(\Delta t, \Delta \underline{Z}_t) = 1 - \hat{h}^T \sum_{m=1}^M \beta_t^m \Delta Z_t^m + |\hat{h}|^2 \sum_{m=1}^M (\beta_t^m)^2 \Delta t. \quad (43)$$

Substituting (42)-(43) into (41), we obtain the expression for  $\Delta \beta_t^m$ . This is identical to the observation update part of the continuous-time filter (14)-(15).

*Remark 10:* In a discrete-time implementation, one can use (37)-(39) to compute the association probability. In the evaluation of (38),  $P\{\Delta Z_t^m | [A_t = m]\}$  is approximated by using particles:

$$P\{\Delta Z_t^m | [A_t = m]\} \approx \frac{1}{N} \frac{1}{(2\pi)^{\frac{s}{2}} \sqrt{\Delta t}} \sum_{i=1}^N \exp \left[ -\frac{|\Delta Z_t^m - h(X_t^i) \Delta t|^2}{2\Delta t} \right].$$

In this case, the formula for Gaussian clutter observation density,  $P_0\{\Delta Z_t^j\}$  in (38)-(39), can be replaced another commonly used clutter observation density model, e.g., uniform distribution in a “coverage area”  $V$  [3], [19]. One can also incorporate gating and detection probability into (37)-(39) as in the classical literature.

The important point is that once the association probability is computed, the filtering equation for the state process – the PDA-FPF algorithm – does *not* depend upon the details of the clutter model. The Gaussian clutter model assumption is primarily used here in the derivation of the continuous-time filter (14)-(15) for computing the association probability. ■

### C. Consistency proof of $p$ and $p^*$

**Evolution equation for  $p^*$ :** Recall  $\underline{\mathcal{Z}}_t := \sigma(\underline{Z}_s : s \leq t)$ ,  $\mathcal{A}_t := \sigma(A_s : s \leq t)$ . We denote  $\mathcal{C}_t := \mathcal{A}_t \vee \underline{\mathcal{Z}}_t$ .

The derivation is based on the property of the conditional expectation:

$$\mathbb{E}[\varphi(X_t) | \underline{\mathcal{Z}}_t] = \mathbb{E}[\mathbb{E}[\varphi(X_t) | \mathcal{C}_t] | \underline{\mathcal{Z}}_t].$$

The sde for evolution of  $\mathbb{E}[\varphi(X_t) | \mathcal{C}_t]$  is described by the standard nonlinear filter with innovation error,  $\sum_{m=1}^M \chi_t^m (\mathrm{d}Z_t^m - \hat{h} \mathrm{d}t)$ , where  $\chi_t^m = 1_{[A_t=m]}$ :

$$\mathbb{E}[\varphi(X_t) | \mathcal{C}_t] = \mathbb{E}[\varphi(X_0)] + \int_0^t \mathbb{E}[\mathcal{L}\varphi(X_s) | \mathcal{C}_s] \mathrm{d}s + \sum_{m=1}^M \int_0^t \mathbb{E}[(h - \hat{h})^T \varphi(X_s) | \mathcal{C}_s] \chi_s^m (\mathrm{d}Z_s^m - \hat{h} \mathrm{d}s),$$

where  $\mathcal{L}$  denotes the Kolmogorov's backward operator for the diffusion (1a) (the adjoint of  $\mathcal{L}^\dagger$ ).

Taking  $\mathbb{E}[\cdot | \underline{\mathcal{Z}}_t]$  gives the desired result because  $\mathbb{E}[\chi_s^m | \underline{\mathcal{Z}}_s] = \mathbb{P}\{A_s = m | \underline{\mathcal{Z}}_s\} = \beta_s^m$ .

**Evolution equation for  $p$ :** We express the feedback particle filter (17) as:

$$\mathrm{d}X_t^i = a(X_t^i) \mathrm{d}t + \sigma_B \mathrm{d}B_t^i + K(X_t^i, t) \sum_{m=1}^M \beta_t^m \mathrm{d}Z_t^m + u(X_t^i, t) \mathrm{d}t,$$

where

$$u(x, t) := - \sum_{m=1}^M \beta_t^m K(x, t) \left[ \frac{\beta_t^m}{2} h + \left(1 - \frac{\beta_t^m}{2}\right) \hat{h} \right] + \sum_{m=1}^M (\beta_t^m)^2 \Omega(x, t), \quad (44)$$

and  $\Omega(x, t) = (\Omega_1, \Omega_2, \dots, \Omega_d)$  is the Wong-Zakai correction term for (17):

$$\Omega_l(x, t) := \frac{1}{2} \sum_{k=1}^d \sum_{j=1}^s K_{kj}(x, t) \frac{\partial K_{lj}}{\partial x_k}(x, t), \text{ for } l \in \{1, \dots, d\}.$$

The evolution equation for  $p$  now follows:

$$\mathrm{d}p = \mathcal{L}^\dagger p \mathrm{d}t - \nabla \cdot (pu) \mathrm{d}t - \sum_{m=1}^M \beta_t^m \nabla \cdot (pK) \mathrm{d}Z_t^m + \sum_{m=1}^M (\beta_t^m)^2 \left( \frac{1}{2} \sum_{l,k=1}^d \frac{\partial^2}{\partial x_l \partial x_k} (p[KK^T]_{lk}) \right) \mathrm{d}t. \quad (45)$$

**Proof of consistency:** The proof follows closely the consistency proof for the multivariable feedback particle filter (see Appendix. A in [36]). If  $K$  solves the E-L BVP then

$$\nabla \cdot (pK) = -(h - \hat{h})^T p. \quad (46)$$

On multiplying both sides of (44) by  $-p$  and simplifying (by using (46)), we obtain

$$\begin{aligned} -up &= \sum_{m=1}^M \frac{1}{2} (\beta_t^m)^2 K(h - \hat{h}) p + \sum_{m=1}^M \beta_t^m p K \hat{h} - \sum_{m=1}^M (\beta_t^m)^2 p \Omega(x, t) \\ &= - \sum_{m=1}^M \frac{1}{2} (\beta_t^m)^2 K [\nabla \cdot (pK)]^T - \sum_{m=1}^M (\beta_t^m)^2 p \Omega + \sum_{m=1}^M \beta_t^m p K \hat{h}, \end{aligned} \quad (47)$$

where (46) is used to obtain the second equality. Denoting  $E := \frac{1}{2}K[\nabla \cdot (pK)]^T$ , a direct calculation shows that

$$E_l + \Omega_l p = \frac{1}{2} \sum_{k=1}^d \frac{\partial}{\partial x_k} (p[KK^T]_{lk}).$$

Substituting this in (47), on taking the divergence of both sides, we obtain:

$$-\nabla \cdot (pu) + \sum_{m=1}^M (\beta_t^m)^2 \frac{1}{2} \sum_{l,k=1}^d \frac{\partial^2}{\partial x_l \partial x_k} (p[KK^T]_{lk}) = \sum_{m=1}^M \beta_t^m \nabla \cdot (pK) \hat{h}. \quad (48)$$

Using (46) and (48) in the forward equation (45), we obtain:

$$dp = \mathcal{L}^\dagger p dt + \sum_{j=1}^M \beta_t^m (h - \hat{h})^T (dZ_t^m - \hat{h} dt) p.$$

This is precisely the SDE (16), as desired.

#### D. Joint probabilistic data association-feedback particle filter

By repeating the steps of the proof in Appendix. A, the filter for the joint association probability  $\pi_t^\gamma$  (defined as in (32)) is of the following form:

$$d\pi_t^\gamma = q \left[ 1 - M! \pi_t^\gamma \right] dt + \pi_t^\gamma \sum_{m=1}^M \left[ \widehat{h(X_t^{\gamma^m})} - \widehat{H}_t^m \right]^T dZ_t^m - \pi_t^\gamma \sum_{m=1}^M \left[ \widehat{h(X_t^{\gamma^m})}^T \widehat{H}_t^m - \left| \widehat{H}_t^m \right|^2 \right] dt, \quad (49)$$

where  $\tilde{H}_t = (\tilde{H}_t^1, \dots, \tilde{H}_t^M) := \sum_{\{\gamma \in \Pi(\mathcal{M})\}} \pi_t^\gamma H(\gamma)$ ,  $H(\gamma) := (h(X_t^{\gamma^1}), \dots, h(X_t^{\gamma^M}))$ ,  $\widehat{h(X_t^{\gamma^m})} := E[h(X_t^{\gamma^m}) | \mathcal{Z}_t]$ ,  $\widehat{H}_t^m := E[\tilde{H}_t^m | \mathcal{Z}_t]$  and  $\left| \widehat{H}_t^m \right|^2 := \widehat{H}_t^m{}^T \widehat{H}_t^m$ . All the conditional expectation are approximated by using particles.

Denote  $\beta_t^{m,n}$  to be the conditional probability that the  $m^{\text{th}}$  observation originates from the  $n^{\text{th}}$  target:

$$\beta_t^{m,n} := P\{\alpha_t^m = n | \mathcal{Z}_t\}.$$

It is obtained by using joint association probability  $\pi_t^\gamma$ :

$$\beta_t^{m,n} = \sum_{\{\gamma \in \Pi(\mathcal{M}) : \gamma^m = n\}} \pi_t^\gamma.$$

The JPDA-FPF for the  $n^{\text{th}}$  target is given by the following controlled system:

$$dX_t^{i,n} = a^n(X_t^{i,n}) dt + dB_t^{i,n} + \sum_{m=1}^M \beta_t^{m,n} K^n(X_t^{i,n}, t) \circ dI_t^{i,m;n}, \quad (50)$$

where  $X_t^{i,n} \in \mathbb{R}^d$  is the state for the  $i^{\text{th}}$  particle at time  $t$  for the  $n^{\text{th}}$  target,  $\{B_t^{i,n}\}$  are mutually independent standard Wiener processes,  $I_t^{i,m;n}$  is a modified form of the *innovation process*,

$$dI_t^{i,m;n} := dZ_t^m - \left[ \frac{\beta_t^{m,n}}{2} h(X_t^{i,n}) + \left( 1 - \frac{\beta_t^{m,n}}{2} \right) \hat{h}^n \right] dt, \quad (51)$$

where  $\hat{h}^n := \mathbb{E}[h(X_t^{i:n})|\mathcal{Z}_t] = \int_{\mathbb{R}^d} h(x)p_n(x,t)dx \approx \frac{1}{N} \sum_{j=1}^N h(X_t^{j:n})$  and  $p_n(x,t)$  denotes the conditional distribution of  $X_t^{i:n}$  given  $\mathcal{Z}_t$ .

The gain function  $K^n = [\nabla\phi_1^n, \dots, \nabla\phi_s^n]$  is a solution of a certain E-L BVP: for  $j \in \{1, \dots, s\}$ ,

$$\nabla \cdot (p_n \nabla \phi_j^n) = -(h_j - \hat{h}_j^n)p_n. \quad (52)$$

*Remark 11:* The corresponding ODE model for the JPDA-FPF (50)-(51) is given by:

$$\frac{dX_t^{i:n}}{dt} = a^n(X_t^{i:n}) + \dot{B}_t^{i:n} + \sum_{m=1}^M \beta_t^{m,n} K^n(X_t^{i:n}, t) \left( Y_t^m - \left[ \frac{\beta_t^{m,n}}{2} h(X_t^{i:n}) + \left( 1 - \frac{\beta_t^{m,n}}{2} \right) \hat{h}^n \right] \right),$$

where  $\{\dot{B}_t^{i:n}\}$  are independent white noise processes and  $Y_t^m \doteq \frac{dZ_t^m}{dt}$ . The gain function  $K^n$  is again a solution of the E-L BVP (52), and may be approximated by using (9). ■

*Remark 12:* In a discrete-time implementation, one can use the following heuristic to obtain association probability:

$$\begin{aligned} \pi_t^\gamma &= \prod_{m=1}^M \mathbb{P}\{[\alpha_t^m = \gamma^m]|\mathcal{Z}_t\} \text{ (Assoc. events are independent)} \\ &\propto \prod_{m=1}^M \mathbb{P}\{Y_t^m | [\alpha_t^m = \gamma^m]\} \\ &= \frac{1}{(2\pi)^{\frac{s}{2}}} \prod_{m=1}^M \left( \int_{\mathbb{R}^d} \exp\left[-\frac{1}{2}|Y_t^m - h(x)|^2\right] p_{\gamma^m}(x,t) dx \right) \\ &\approx \frac{1}{(2\pi)^{\frac{s}{2}}} \prod_{m=1}^M \left( \frac{1}{N} \sum_{i=1}^N \exp\left[-\frac{1}{2}|Y_t^m - h(X_t^{i:\gamma^m})|^2\right] \right). \end{aligned}$$

■

## REFERENCES

- [1] T. Yang, G. Huang, and P. G. Mehta, "Joint probabilistic data association-feedback particle filter for multi-target tracking application," in *Proc. Amer. Control Conf.*, Montréal, Canada, June 2012, pp. 820–826.
- [2] A. K. Tilton, T. Yang, H. Yin, and P. G. Mehta, "Feedback particle filter-based multiple target tracking using bearing-only measurements," in *Proc. 15<sup>th</sup> Int. Conf. on Inf. Fusion*, Singapore, July 2012, pp. 2058–2064.
- [3] Y. Bar-Shalom, F. Daum, and J. Huang, "The probabilistic data association filter," *IEEE Control Syst. Mag.*, vol. 29, no. 6, pp. 82–100, Dec 2009.
- [4] S. Thrun, W. Burgard, and D. Fox, *Probabilistic robotics*. MIT Press, 2005.
- [5] T. Kirubarajan and Y. Bar-Shalom, "Probabilistic data association techniques for target tracking in clutter," in *Proc. IEEE*, vol. 92, no. 3, 2004, pp. 536–557.
- [6] I. Kyriakides, D. Morrell, and A. Papandreou-Suppappola, "Sequential Monte Carlo methods for tracking multiple targets with deterministic and stochastic constraints," *IEEE Trans. Signal Process.*, vol. 56, no. 3, pp. 937–948, 2008.
- [7] K. R. Pattipati, R. L. Popp, and T. Kirubarajan, "Survey of assignment techniques for multitarget tracking," in *Multitarget-Multisensor Tracking: Application and Advances*, Y. Bar-Shalom and W. D. Blair, Eds. Boston: Artech, 2000.
- [8] B. Ristic, S. Arulampalam, and N. Gordon, *Beyond the Kalman Filter: Particle Filters for Tracking Applications*. Boston, MA: Artech House, 2004.

- [9] N. J. Gordon, D. J. Salmond, and A. F. M. Smith, "Novel approach to nonlinear/non-Gaussian Bayesian state estimation," in *IEE Proc. of Radar and Signal Processing*, vol. 140, no. 2, 1993, pp. 107–113.
- [10] A. Doucet, N. de Freitas, and N. Gordon, *Sequential Monte-Carlo Methods in Practice*. Springer-Verlag, April 2001.
- [11] H. A. P. Blom and E. A. Bloem, "Exact Bayesian and particle filtering of stochastic hybrid systems," *IEEE Trans. Aerosp. Electron. Syst.*, vol. 43, no. 1, pp. 55–70, 2007.
- [12] N. Gordon, D. Salmond, and D. Fisher, "Bayesian target tracking after group pattern distortion," in *Proc. of the SPIE*, 1997, pp. 238–248.
- [13] D. Avitzour, "Stochastic simulation Bayesian approach to multitarget tracking," in *IEE Proc. of Radar, Sonar and Navigation*, vol. 142, no. 2, 1995, pp. 41–44.
- [14] H. A. P. Blom and E. A. Bloem, "Decomposed particle filtering and track swap estimation in tracking two closely spaced targets," in *Proc. 14<sup>th</sup> Int. Conf. on Inf. Fusion*, Jul. 2011, pp. 1–8.
- [15] —, "Joint particle filtering of multiple maneuvering targets from unassociated measurements," *J. Advancement Information Fusion*, vol. 1, pp. 15–36, 2006.
- [16] C. Hue, J.-P. Le Cadre, and P. Perez, "Sequential Monte Carlo methods for multiple target tracking and data fusion," *IEEE Trans. Signal Process.*, vol. 50, no. 2, pp. 309–325, 2002.
- [17] S. Oh, S. Russell, and S. Sastry, "Markov chain Monte Carlo data association for multi-target tracking," *IEEE Trans. Autom. Control*, vol. 54, no. 3, pp. 481–497, 2009.
- [18] D. B. Reid, "An algorithm for tracking multiple targets," *IEEE Trans. Autom. Control*, vol. 24, pp. 843–854, 1979.
- [19] Y. Bar-Shalom and T. E. Fortmann, *Tracking and data association*, ser. Mathematics in Science and Engineering. San Diego, CA: Academic Press Inc., 1988, vol. 179.
- [20] R. Fitzgerald, "Track biases and coalescence with probabilistic data association," *IEEE Trans. Aerosp. Electron. Syst.*, vol. AES-21, no. 6, pp. 822–825, 1985.
- [21] H. A. P. Blom and E. A. Bloem, "Probabilistic data association avoiding track coalescence," *IEEE Trans. Autom. Control*, vol. 45, no. 2, pp. 247–259, 2000.
- [22] E. A. Bloem and H. A. P. Blom, "Joint probabilistic data association methods avoiding track coalescence," in *Proc. of 34<sup>th</sup> IEEE Conf. Decision and Contr.*, vol. 3, 1995, pp. 2752–2757.
- [23] L. Svensson, D. Svensson, M. Guerriero, and P. Willett, "Set JPDA filter for multitarget tracking," *IEEE Trans. Signal Process.*, vol. 59, no. 10, pp. 4677–4691, 2011.
- [24] B. Chen and J. K. Tugnait, "Tracking of multiple maneuvering targets in clutter using IMM/JPDA filtering and fixed-lag smoothing," *Automatica*, vol. 37, no. 2, pp. 239–249, 2001.
- [25] H. A. P. Blom and E. A. Bloem, "Combining IMM and JPDA for tracking multiple maneuvering targets in clutter," in *Proc. 5<sup>th</sup> Int. Conf. on Inf. Fusion*, vol. 1, 2002, pp. 705–712.
- [26] I. Hwang, H. Balakrishnan, K. Roy, and C. Tomlin, "Multiple-target tracking and identity management in clutter, with application to aircraft tracking," in *Proc. Amer. Control Conf.*, vol. 4, Boston, MA, 2004, pp. 3422–3428.
- [27] B. Kragel, S. Herman, and N. Roseveare, "A comparison of methods for estimating track-to-track assignment probabilities," *IEEE Trans. Aerosp. Electron. Syst.*, vol. 48, no. 3, pp. 1870–1888, 2012.
- [28] H. A. P. Blom and E. A. Bloem, "Joint IMMPDA particle filter," in *Proc. 6<sup>th</sup> Int. Conf. on Inf. Fusion*, vol. 2, 2003, pp. 785–792.
- [29] —, "Interacting multiple model joint probabilistic data association avoiding track coalescence," in *Proc. 41<sup>st</sup> IEEE Conf. Decision Contr.*, vol. 3, 2002, pp. 3408–3415.
- [30] F. Daum and J. Huang, "Generalized particle flow for nonlinear filters," in *Proc. SPIE*, 2010, pp. 76 980I–76 980I–12.
- [31] P. Bickel, B. Li, and T. Bengtsson, "Sharp failure rates for the bootstrap particle filter in high dimensions," *IMS Collections*, vol. 3, pp. 318–329, 2008.



- [32] A. Doucet, S. Godsill, and C. Andrieu, “On sequential Monte Carlo sampling methods for Bayesian filtering,” *Statistics and computing*, vol. 10, no. 3, pp. 197–208, 2000.
- [33] T. Yang, P. G. Mehta, and S. P. Meyn, “Feedback particle filter,” *To appear in IEEE Trans. Automatic Control*, October 2013. [Online]. Available: <http://arxiv.org/abs/1302.6563>
- [34] —, “A mean-field control-oriented approach for particle filtering,” in *Proc. Amer. Control Conf.*, San Francisco, June 2011, pp. 2037–2043.
- [35] —, “Feedback particle filter with mean-field coupling,” in *Proc. 50<sup>th</sup> IEEE Conf. Decision Contr.*, Orlanda, FL, December 2011, pp. 7909–7916.
- [36] T. Yang, R. S. Laugesen, P. G. Mehta, and S. P. Meyn, “Multivariable feedback particle filter,” in *Proc. 51<sup>st</sup> IEEE Conf. Decision Contr.*, Maui, HI, Dec 2012, pp. 4063–4070.
- [37] A. H. Jazwinski, *Stochastic processes and filtering theory*. New York: Academic Press, 1970.
- [38] B. K. Øksendal, *Stochastic Differential Equations: An Introduction with Applications*. Berlin: Springer, 2003.
- [39] E. Conte, M. Lops, and G. Ricci, “Asymptotically optimum radar detection in compound-gaussian clutter,” *IEEE Trans. Aerosp. Electron. Syst.*, vol. 31, no. 2, pp. 617–625, 1995.
- [40] J. Wang, A. Dogandzic, and A. Nehorai, “Maximum likelihood estimation of compound-gaussian clutter and target parameters,” *IEEE Trans. Signal Process.*, vol. 54, no. 10, pp. 3884–3898, 2006.
- [41] R. Karlsoon and F. Gustafsson, “Monte Carlo data association for multiple target tracking,” in *Proc. IEE Target Tracking: Algorithms Appl.*, Amsterdam, The Netherlands, 2001.
- [42] S. S. Blackman, *Multiple-Target Tracking with Radar Applications*. Boston, MA: Artech House, 1986.
- [43] T. Yang, H. A. P. Blom, and P. G. Mehta, “Interacting multiple model-feedback particle filter for stochastic hybrid systems,” *Submit to 52<sup>nd</sup> IEEE Conf. Decision Contr.* [Online]. Available: <http://arxiv.org/abs/1305.5977>
- [44] H. J. Kushner, “On the differential equations satisfied by conditional probability densities of Markov processes,” *SIAM J. on Control*, vol. 2, pp. 106–119, 1964.