

Büchi Determinization Made Tighter

Cong Tian and Zhenhua Duan

ICTT and ISN Lab, Xidian University, Xi'an, 710071, China

Emails: {ctian, zhhduan}@mail.xidian.edu.cn

Abstract—By separating the principal acceptance mechanism from the concrete acceptance condition of a given Büchi automaton with n states, Schewe presented the construction of an equivalent deterministic Rabin transition automaton with $o((1.65n)^n)$ states via *history trees*, which can be simply translated to a standard Rabin automaton with $o((2.26n)^n)$ states. Apart from the inherent simplicity, Schewe's construction improved Safra's construction (which requires $12^n n^{2n}$ states). However, the price that is paid is the use of 2^{n-1} Rabin pairs (instead of n in Safra's construction). Further, by introducing the *later introduction record* as a record tailored for ordered trees, deterministic automata with Parity acceptance condition is constructed which exactly resembles Piterman's determinization with Parity acceptance condition where the state complexity is $O((n!)^2)$ and the index complexity is $2n$. In this paper, we improve Schewe's construction to $2^{\lceil(n-1)/2\rceil}$ Rabin pairs with the same state complexity. Meanwhile, we give a new determinization construction of Parity automata with the state complexity being $o(n^2(0.69n\sqrt{n})^n)$ and index complexity being n .

1. Introduction

The theory of automata over infinite words underpins much of formal verification. In automata-based model checking [1], [2], to decide whether a given system described by an automaton satisfies a desired property specified by a Büchi automaton [3], one constructs the intersection of the system automaton with the complementation of the property automaton, and checks its emptiness [1], [2]. To complement Büchi automata, Rabin, Muller, Parity as well as Streett automata [4] are often involved, since deterministic Büchi automata are not closed under complementation. Recently, co-Büchi automata have attracted much attention because of its simplicity and its surprising utility [5], [6], [7]. Further, in LTL model checking, the transformation from LTL formulas to Büchi automata is a key procedure, where generalized Büchi automata are often used as an intermediary [1], [2].

Büchi automata were first introduced as a tool for proving the decidability of monadic second order logic of one successor (S1S) [3]. They are nearly the same as finite state automata except for the acceptance condition: a run of a finite state automaton is accepting if a final state is visited at the end of the run, whereas a run of a Büchi automaton is accepted if a final state is visited infinitely often. This

small difference enables Büchi automata to accept infinite sequences instead of finite ones. However, the close relationship between finite state and Büchi automata does not mean that automata manipulations of Büchi automata are as simple as those for finite state automata [8]. In particular, Büchi automata are not closed under determinization. For a non-deterministic Büchi automaton, there might not exist a deterministic Büchi automaton that accepts the same language as the non-deterministic one does. That is, deterministic Büchi automata are strictly less expressive than the nondeterministic ones; while for a finite state automaton, a simple subset construction is sufficient for efficient determinization [8]. Determinization of Büchi automata requires automata with more complicated acceptance mechanisms, such as automata with Muller's subset condition [12], [13], Rabin and Streett's accepting pair conditions [9], [10], or Parity acceptance condition [11], [15], and so forth.

Besides the close relation with complementation, determinization is also useful in solving games and synthesizing strategies. The first determinization construction for Büchi automata was introduced by McNaughton by converting nondeterministic Büchi automata to deterministic Muller automata with a doubly exponential blow-up [10]. Safra achieved an asymptotically optimal determinization algorithm using *Safra trees* [9]. His method extends the powerset construction by branching out a new computation path each time the given automaton reaches a final state. Thus the states of the resulting automaton are not a set of states but a set of tree structures. Safra's construction transforms a nondeterministic Büchi automaton with n states into a deterministic Rabin automaton with $12^n n^{2n}$ states and n Rabin pairs. Piterman [11] presented a tighter construction by utilizing *compact Safra trees* which are obtained by using a dynamic naming technique throughout the construction of Safra trees. With compact Safra trees, a nondeterministic Büchi automaton can be transformed into an equivalent deterministic parity automaton with $2n^n n!$ states and $2n$ priorities (can be equivalently transformed to a deterministic Rabin automaton with the same complexity and n priorities). The advantage of Piterman's determinization is to output deterministic Parity automata which is easier to manipulate. Piterman pointed out in [11] that it is an interesting question whether the $2n$ index priorities are indeed necessary.

By separating the principal acceptance mechanism from the concrete acceptance condition of a Büchi automaton with n states, Schewe presented the construction of an equivalent deterministic Rabin transition automaton with $o((1.65n)^n)$

states, which can be simply translated to a standard Rabin automaton with $o((2.66n)^n)$ states [15]. Based on this construction, Schewe also obtained an $O((n!)^2)$ transformation from Büchi automata to deterministic parity automata that factually resembles Piterman’s construction (Liu and Wang [14] independently present a similar state complexity result to Piterman’s determinization). Schewe’s construction is mainly based on a new data structure, namely, *history tree* which is an ordered tree with labels. Compared to Safra’s construction (whose complexity engendered a line of expository work), Schewe’s construction is simple and intuitive. Subsequently, a lower bound for the transformation from Büchi automata to deterministic Rabin transition automata is proved to be $O((1.64n)^n)$ [17]. Therefore the state complexity for Schewe’s construction of Rabin transition automata is optimal. For the ordinary Rabin acceptance condition, the construction via *history trees* also conducts the best upper-bound complexity result $o((2.66n)^n)$. However, the price paid for that is the use of 2^{n-1} Rabin pairs (instead of n in Safra’s construction). Therefore, whether the index complexity in Schewe’s construction can be improved is an interesting problem.

In this paper, we reconstruct *history trees* as *history trees with canonical (or spinal) identifiers* by adding an extra identifier on each node of the tree. To reduce the index complexity and keep the state complexity meanwhile, it is required that whenever a node τ occurs in a *history tree*, its identifier must keep the same with the one used in other *history trees* where τ occurs. We show that it is possible to keep each τ , in the *history trees* throughout the determinization construction, annotated by the same identifier (canonical identifier) ranging over $2^{\lceil (n-1)/2 \rceil}$ different identifiers. As a consequence, improved constructions of deterministic Rabin transition automata and ordinary Rabin automata are obtained which have the same state complexity as Schewe’s construction but reduces the index complexity to $2^{\lceil (n-1)/2 \rceil}$. In addition, by utilizing the spinal (dynamic) identifiers, a new determinization construction of Parity automata with the state complexity being $o(n^2(0.69n\sqrt{n})^n)$ and index complexity being n is obtained.

The rest of the paper is organized as follows. The next section briefly introduces automata over infinite words. In Section 3, Schewe’s construction of deterministic Rabin automata based on *history trees* is presented. In section 4, the main data structures *history trees with canonical or spinal identifiers* are presented. In the sequel, our improved constructions of deterministic Rabin automata and Parity automata are presented in Section 5 and 6, respectively.

2. Automata

Let Σ denote a finite set of symbols called an alphabet. An infinite word α is an infinite sequence of symbols from Σ . Σ^ω is the set of all infinite words over Σ . We present α as a function $\alpha : \mathbb{N} \rightarrow \Sigma$, where \mathbb{N} is the set of non-negative integers. Thus, $\alpha(i)$ denotes the letter appearing at the i^{th}

position of the word. In general, $\text{Inf}(\alpha)$ denotes the set of symbols from Σ which occur infinitely often in α . Formally,

$$\text{Inf}(\alpha) = \{\sigma \in \Sigma \mid \exists^\omega n \in \mathbb{N} : \alpha(n) = \sigma\}$$

Note that $\exists^\omega n \in \mathbb{N}$ means there exist infinitely many n in \mathbb{N} .

Definition 1 (Automata). An automaton over Σ is a tuple $A = (\Sigma, Q, \delta, Q_0, \lambda)$, where Q is a non-empty, finite set of states, $Q_0 \subseteq Q$ is a set of initial states, $\delta \subseteq Q \times \Sigma \times Q$ is a transition relation, and λ an acceptance condition. \square

A run ρ of an automaton A on an infinite word α is an infinite sequence $\rho : \mathbb{N} \rightarrow Q$ such that $\rho(0) \in Q_0$ and for all $i \in \mathbb{N}$, $(\rho(i), \alpha(i), \rho(i+1)) \in \delta$. A is said deterministic if I is a singleton, and for any $(q, \sigma, q') \in \delta$, there exists no $(q, \sigma, q'') \in \delta$ such that $q'' = q'$, and non-deterministic otherwise. Similar to infinite words, $\text{Inf}(\rho)$ denotes the set of states from Q which occur infinitely often in ρ . Formally,

$$\text{Inf}(\rho) = \{q \mid \exists^\omega n \in \mathbb{N} : \rho(n) = q\}$$

Several acceptance conditions are studied in literature. We present three of them here:

- Büchi, where $\lambda \subseteq Q$, and ρ is accepted iff $\text{Inf}(\rho) \cap \lambda \neq \emptyset$.
- Parity, where $\lambda = \{\lambda_1, \lambda_2, \dots, \lambda_{2k}\}$ with $\lambda_1 \subset \lambda_2 \subset \dots \subset \lambda_{2k} = Q$, and ρ is accepted if the minimal index i for which $\text{Inf}(\rho) \cap \lambda_i \neq \emptyset$ is even.
- Rabin, where $\lambda = \{(\lambda_1, \beta_1), (\lambda_2, \beta_2), \dots, (\lambda_k, \beta_k)\}$ with $\lambda_i, \beta_i \subseteq Q$ and ρ is accepted iff for some $1 \leq i \leq k$, we have that $\text{Inf}(\rho) \cap \lambda_i \neq \emptyset$ and $\text{Inf}(\rho) \cap \beta_i = \emptyset$.

An automaton accepts a word if it has an accepted run on it. The accepted language of an automaton A , denoted by $L(A)$, is the set of words that A accepts.

We denote the different types of automata by three letter acronyms in $\{D, N\} \times \{B, P, R\} \times \{W\}$. The first letter stands for the branching mode of the automaton (deterministic or nondeterministic); the second letter stands for the acceptance condition type (Büchi, parity, or Rabin); and the third letter indicates that the automaton runs on words. While acceptance condition of an ordinary automaton is defined on states, the acceptance condition of a transition automaton is defined on transitions of the automaton. Accordingly, with respect to each type of ordinary automata, we also have its transition version.

3. Determinization via History Trees

This section presents Schewe’s determinization via *history trees* [15].

3.1. History Trees

A *history tree* is a simplification of a *Safra tree* [9] by the omission of explicit names for nodes. It is factually an *ordered tree* with labels.

Let $\mathbb{N}_{>0}$ be the set of positive integers. An *ordered tree* $T \subseteq \mathbb{N}_{>0}^*$ is a finite, prefix-closed and order-closed (with respect to siblings) subset of finite sequences of positive

integers. That is, if a sequence $\tau = t_0 t_1 \dots t_n$ is in T , then all proper prefixes of τ , $\tau' = t_0 t_1 \dots t_m$, $m < n$, concatenated with s where $s = \epsilon$ or $s \in \{1, \dots, t_{m+1} - 1\}$ are also in T . For a node τ of an ordered tree T , we call the number of children of τ its *degree*, denoted by $\text{deg}_T(\tau) = |\{i \in \mathbb{N}_{>0} \mid \tau \cdot i \in T\}|$.

Notice that a tree is not order-closed if, and only if, there exists at least one node $x_1 \dots x_{n-1} x_n$ in the tree such that $x_n \geq 2$ and $x_1 \dots x_{n-1} (x_n - 1)$ is not in the tree. We call such a node an *imbalanced node*. Further, the greatest order-closed subset of a tree is called the set of *stable nodes*; and the other nodes are called *unstable nodes*. Intuitively, if $x_1 \dots x_{n-1} x_n$ where $n \geq 1$ is an imbalanced node, all nodes $x_1 \dots x_{n-1} x$ where $x \geq x_n$, and their descendants, are unstable nodes.

Definition 2 (History Trees [15]). A history tree for a given nondeterministic Büchi automaton $A = (\Sigma, Q, Q_0, \delta, \lambda)$ is a labelled tree $\langle T, l \rangle$, where T is an ordered tree, and $l: T \rightarrow 2^Q \setminus \{\emptyset\}$ is a labeling function that maps the nodes of T to non-empty subsets of Q , such that the following three properties hold:

- P1: the label of each node is non-empty,
- P2: the labels of different children of a node are disjoint, and
- P3: the label of each node is a proper superset of the union of the labels of its children. \square

Notice that in a *history tree*, all the nodes are not explicitly named, but an implicit name (derived from the underlying *ordered tree*) is used. Fig. 1 shows an example of *history tree* where the implicit names of nodes are written in red. a, b, c, d, e, f , and g , are states of the relative NBW. Note that in the rest part of the paper, we often omit implicit names of nodes for simplicity.

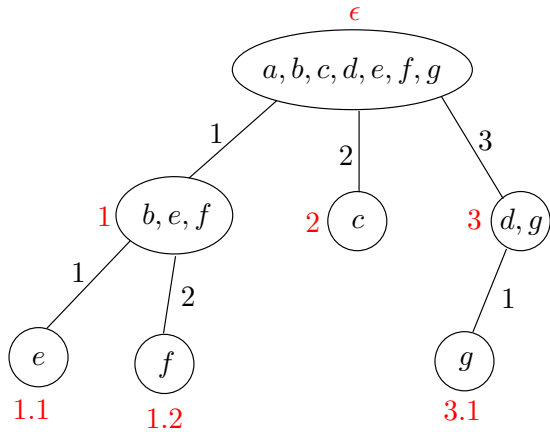


Figure 1. A history tree

Fact 1. The number of the nodes in each *history tree* of a non-deterministic Büchi automaton with n states is no more than n .

Proof. By the definition of *history trees*, the labels of siblings are disjoint (P2) and the label of each node contains at least a state not appearing in any labels of its children (P3).

That is any node v in the *history tree* must have at least one state (in the Büchi automaton) which is specific to v other than any nodes in the *history tree*. Consequently, the *history tree* can contain at most n different nodes. \square

Minor modification of history trees. *History trees* presented in this paper are different from the ones given in [15] where each node in a *history tree* is implicitly named as a sequence of *non-negative* integers. This small modification will not change the results presented in [15] but useful in reducing index complexity.

3.2. Construction of History Trees

For a nondeterministic Büchi automaton $A = (\Sigma, Q, Q_0, \delta, \lambda)$, the initial *history tree* is $\langle T_0, l_0 \rangle = \langle \{\epsilon\}, l_0(\epsilon) = Q_0 \rangle$ that contains only one node ϵ that is labeled with the set of initial states Q_0 . For a *history tree* $\langle T, l \rangle$, and an input letter $\sigma \in \Sigma$ of A , a new *history tree*, the σ -successor $\langle \widehat{T}, \widehat{l} \rangle$ of $\langle T, l \rangle$, can be constructed in four steps:

STEP 1. We first construct a labelled tree $\langle T', l' : T' \rightarrow 2^Q \rangle$ such that

- $T' = T \cup \{\tau' \mid \tau' = \tau \cdot (\text{deg}_T(\tau) + 1) \text{ for any } \tau \in T\}$. That is, T' is formed by taken all nodes from T , and new nodes which are all node $\tau \in T$ appending with $\text{deg}_T(\tau) + 1$.
- the label $l'(\tau')$ of an old node $\tau' \in T$ is the set $\delta(l(\tau'), \sigma) = \bigcup_{q \in l(\tau')} \delta(q, \sigma)$ of σ -successors of the states in the label of τ' , and
- the label $l'(\tau \cdot (\text{deg}_T(\tau) + 1))$ of a new node $\tau \cdot (\text{deg}_T(\tau) + 1)$ is the set of final states in σ -successors of the states in the label of τ , i.e. $\delta(l(\tau), \sigma) \cap \lambda$.

STEP 2. In this step, P2 is re-established. We construct the tree $\langle T'', l'' : T'' \rightarrow 2^Q \rangle$, where l'' is inferred from l' by removing all states in the label of a node $\tau' = \tau \cdot i$ and all its descendants if it appears in the label $l'(\tau \cdot j)$ of an older sibling ($j < i$).

STEP 3. P1 and P3 are re-established in the third step. We construct the tree $\langle T''', l''' : T''' \rightarrow 2^Q \rangle$ by (a) removing all descendants of nodes τ such that the label of τ is not a proper superset of the union of the labels of the children of τ ; and (b) removing all nodes τ with an empty label $l'''(\tau) = \emptyset$. The stable nodes whose descendant have been deleted due to rule (a) are *accepting* nodes.

STEP 4. The tree resulting from step 3 satisfies P1 - P3, but it might be not order-closed, i.e. there exist unstable nodes in the tree. We construct the σ -successor $\langle \widehat{T}, \widehat{l} : T \rightarrow 2^Q \setminus \{\emptyset\} \rangle$ of $\langle T, l \rangle$ by “compressing” T''' to an order-closed tree, using the compression function $\text{comp} : T''' \rightarrow \omega^*$ that maps the empty word ϵ to ϵ , and $\tau \cdot i$ to $\text{comp}(\tau) \cdot j$, where $j = |\{k < i \mid \tau \cdot k \in T'''\}| + 1$ is the number of older siblings of $\tau \cdot i$ plus 1¹. Note that the nodes that renamed during this step are exactly those which are *unstable*.

1. In [15], $j = |\{k < i \mid \tau \cdot k \in T'''\}|$ is defined to be the number of older siblings of $\tau \cdot i$ since 0 may occur in the name of nodes.

3.3. Acceptance on Transitions

Based on the above constructing procedure, for a given NBW, an equivalent *Deterministic Rabin Transition Automaton* (DRTW) can be inductively established by:

- (1) Build the initial *history tree*;
- (2) for each *history tree*, by the four steps presented before, construct its σ -successor history T_{i+1} for each $\sigma \in \Sigma$;
- (3) performed (2) repeatedly until no new *history trees* can be created.

Now upon this underlying automata structure, deterministic Rabin transition automata are defined.

Definition 3. The deterministic Rabin transition automaton that equivalents to a given NBW A is $RT = (\Sigma, Q_{RT}, Q_{RT0}, \delta_{RT}, \lambda_{RT})$, where alphabet Σ is the same as the one of A ; Q_{RT} is the set of *history trees* w.r.t A ; Q_{RT0} is the initial *history tree*; δ_{RT} is the history transition relation; and $\lambda_{RT} = ((A_{\tau_1}, R_{\tau_1}), \dots, (A_{\tau_k}, R_{\tau_k}))$, $k \geq 1$, is the acceptance condition. \square

In each Rabin pair (A_τ, R_τ) , τ ranges over implicit names of nodes (in a *history tree*). A_τ is the set of transitions where τ is accepting, and R_τ the set of transitions in which τ is unstable. For an input word $\alpha : \omega \rightarrow \Sigma$ we call the sequence $\Pi = \langle T_0, l_0 \rangle, \langle T_1, l_1 \rangle, \dots$ of *history trees* that start with the initial *history tree* $\langle T_0, l_0 \rangle$ and where, for every $i \in \omega$, $\langle T_i, l_i \rangle$ is followed by $\alpha(i)$ -successor $\langle T_{i+1}, l_{i+1} \rangle$, the history trace of α . Let Π be the history trace of a word α on the deterministic Rabin transition automaton. α is accepted by the automaton if, and only if, $\text{Inf}(\Pi) \cap A_{\tau_i} \neq \emptyset$ and $\text{Inf}(\Pi) \cap R_{\tau_i} = \emptyset$ for some $(A_{\tau_i}, R_{\tau_i}) \in \lambda_{RT}$, $1 \leq i \leq k$.

With these notations, the following useful results are proved in [15].

Lemma 1. *An ω -word α is accepted by a nondeterministic Büchi automaton A if, and only if, there is a node $\tau \in \mathbb{N}_{>0}^*$ such that τ is eventually always stable and always eventually accepting in the history trace of α .* \square

Let RT be the deterministic Rabin transition automaton obtained from the given non-deterministic Büchi automaton A . The following corollary can easily be derived from Lemma 1.

Corollary 2. $L(RT) = L(A)$. \square

Eventually, the following main result for the determinization of NBWs in Rabin transition acceptance condition is claimed [15].

Theorem 3. *For a given nondeterministic Büchi automaton with n states, we can construct a deterministic Rabin transition automaton with $o((1.65n)^n)$ states and 2^{n-1} accepting pairs that recognizes the language of A .* \square

The state complexity $o((1.65n)^n)$ is due to the result:

$$\text{hist}(n) \subset o((1.65n)^n)$$

where $\text{hist}(n)$ is the number of *history trees* for a Büchi automaton with n states; the index complexity is based

on the number of (identifiable) nodes in the *history trees* [15]. Note that even though there are at most n nodes in each *history tree*, there are a total of 2^{n-1} different nodes (identified by name) which may be involved in the history transitions of the Büchi automaton with n states².

Due to the lower-bound result in [17], the state complexity for the construction of deterministic Rabin transition automaton is tight. However, whether the exponential index complexity can be improved is interesting.

In [15], by enriching *history trees* with information about which node of the resulting tree was accepting or unstable in the third step of the transition, ordinary deterministic Rabin automata can also be achieved.

Theorem 4. *For a given nondeterministic Büchi automaton with n states, we can construct a deterministic Rabin automaton with $o((2.66n)^n)$ states and 2^{n-1} accepting pairs that recognizes the language $L(A)$ of A .* \square

Further, by introducing the *later introduction record* as a record tailored for ordered trees, deterministic automata with Parity acceptance condition is constructed [15] which exactly resembles Piterman's determinization with Parity acceptance condition [11].

Theorem 5. *For a given nondeterministic Büchi automaton with n states, we can construct a deterministic parity automaton with $O(n!^2)$ states and $2n$ priorities that recognizes the language $L(A)$ of A .* \square

Note that the original state complexity of Piterman's construction is $2^n n!$. By giving a better analysis, Liu and Wang, independently, achieved a similar result ($2n(n!)^2$ states and $2n$ priorities) for Piterman's construction [14].

Since Parity acceptance condition is more general than Rabin acceptance condition, we also have the transformation from NBW to DRW with $O(n!^2)$ states and n priorities. However, in state of the art for the upper bound complexity of the transformation from NBW to DRW, it is hard to say which one in $(o((2.66n)^n), 2^{n-1})$ and $(O(n!^2), n)$ is better. Note that the first element in the pair denotes the state complexity while the second one in the pair indicates the index complexity. Further, Piterman pointed out in [11] that it is an interesting question whether the $2n$ index priorities are indeed necessary in his construction.

4. Ordered Trees with Identifiers

This section presents *ordered trees with identifiers* that are *ordered trees* with each node annotated by a unique identifier. Specifically, two kinds of identifiers, namely canonical (statical) and spine (dynamic) identifiers, are proposed.

4.1. Height of Nodes in Ordered Trees

Given an ordered tree T , the height of a node $\tau = t_1 t_2 \dots t_n \in T$ is $h(\tau) := \sum_{i=1}^{\text{len}(\tau)} t_i$. Specially, for the root node

2. The essential principle will be formally analyzed in Fact 2.

ϵ , $h(\epsilon) := 0$. For instance, the height of each node in the ordered tree in Fig. 2 (1) is written inside the nodes as depicted in Fig. 2 (2).

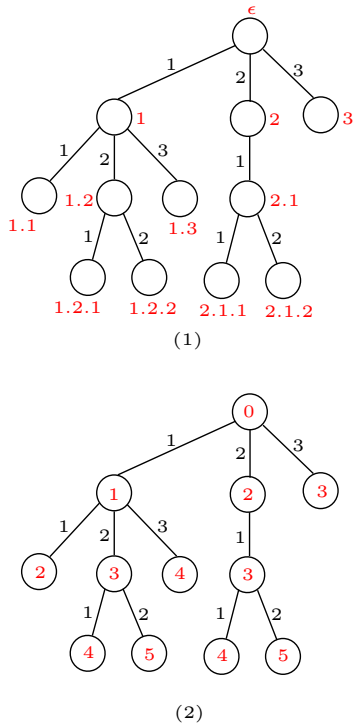


Figure 2. Height of nodes in ordered trees

With respect to height of nodes in *ordered trees*, order closedness for *ordered trees* is defined below.

Definition 4 (Order Closedness). An *ordered tree* is *order-closed* if, and only if, it satisfies the following three conditions:

- C1: The height of the root node is 0;
- C2: for each node with height being n , the height of its left sibling (older) is $n - 1$ if it exists; and
- C3: for each node with height being n , the height of its leftmost child is $n + 1$ if it exists. \square

If a node violates at least one of the above three conditions, it is an *imbalanced node*. Further, we call an imbalanced node, its younger siblings and their respective descendants *unstable nodes*; and the rest are *stable nodes*. (Thus, in particular, an imbalanced node is unstable.) Accordingly, we observe that whether a node in an *ordered tree* is imbalanced (respectively unstable and stable) depends on the height, which contains less information than implicit names, of nodes in the *ordered trees*. Note that if the *ordered trees* we use are exactly the same as Schewe's [15], i.e. each integer in the name sequence is greater or equal to 0, the above properties for *ordered tree* will not hold.

We define a partial order relation \leq over nodes in a tree. Let $\tau = t_1 t_2 \dots t_n$ and τ' be nodes of an *ordered tree* T . We define $\tau' \leq \tau$ just if τ' is a proper prefix $t_0 t_1 \dots t_m$, $m < n$, of τ concatenated with s where $s = \epsilon$ or $s \in \{1, \dots, t_{m+1} -$

1). The partial order relation \leq precisely characterizes the relationship (in stable or unstable situation) among nodes in an *ordered tree*. Suppose $\tau' \leq \tau$ for two different nodes in T . In case τ' is unstable, τ is also unstable. Accordingly, w.r.t. each node τ in a tree T , a maximal chain $C(\tau) = \{\tau' \mid \tau' \in T, \text{ and } \tau' \leq \tau\}$ can be obtained. It is pointed out that for each node τ of an *ordered tree*, $h(\tau) = |C(\tau)|$. For instance, for τ_5 in Fig. 3, a maximal chain $\tau_0 \leq \tau_1 \leq \tau_2 \leq$

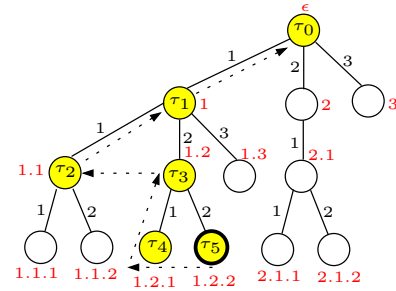


Figure 3. Partial order relation

$\tau_3 \leq \tau_4 \leq \tau_5$ can be obtained. If τ_i is unstable for some $0 \leq i \leq 4$, so is τ_5 . But if τ_5 is stable, τ_i is also stable for all $0 \leq i \leq 4$. Further, the number of the partial order chains in a tree depends on the number of the leaf nodes which is the right-most (youngest) child of its parent, e.g. nodes 1.1.2, 1.2.2, 1.3, 2.1.2, and 3 in Fig. 3.

4.2. n -Ordered Tree with Canonical Identifiers

We first define *n-full ordered tree* which contains all the nodes that are possible to occur in an *ordered tree* with n nodes (called *n-ordered tree* for convenience).

Definition 5 (n -Full Ordered Tree). The *n-full ordered tree*, $n \in \mathbb{N}_{>0}$, is an *ordered tree* where for each non-leaf node τ in the tree,

- the right-most child node τ' of τ is a leaf node with $|C(\tau)| = n$;
- other children nodes of τ are non-leaf nodes. \square

The black part in Fig. 4 (1) - (6) shows 2 to 7-*full ordered tree*, respectively. Intuitively, *n-full ordered tree*, $n > 1$, can be obtained from $(n - 1)$ -*full ordered tree* T by adding a new right-most child node to each node in T .

Fact 2. In the *n-full ordered tree*, there are 2^{n-1} different nodes.

Proof. The fact is obvious in case $n = 1$ or 2. Suppose the fact holds when $n = i$. That is there are totally 2^{i-1} nodes in *i-full ordered tree* T . Subsequently, $(i + 1)$ -*full ordered tree* T' can be obtained by creating a new right-most child for each node in T . Thus, there are 2^i nodes in $(i + 1)$ -*full ordered tree*. So the fact holds. \square

Fact 2 shows that there are totally 2^{n-1} different nodes (identified by implicit names) possible to occur in an *n-ordered tree*. Thus, the index complexity of Schewe's determination is 2^{n-1} since implicit names of nodes in ordered

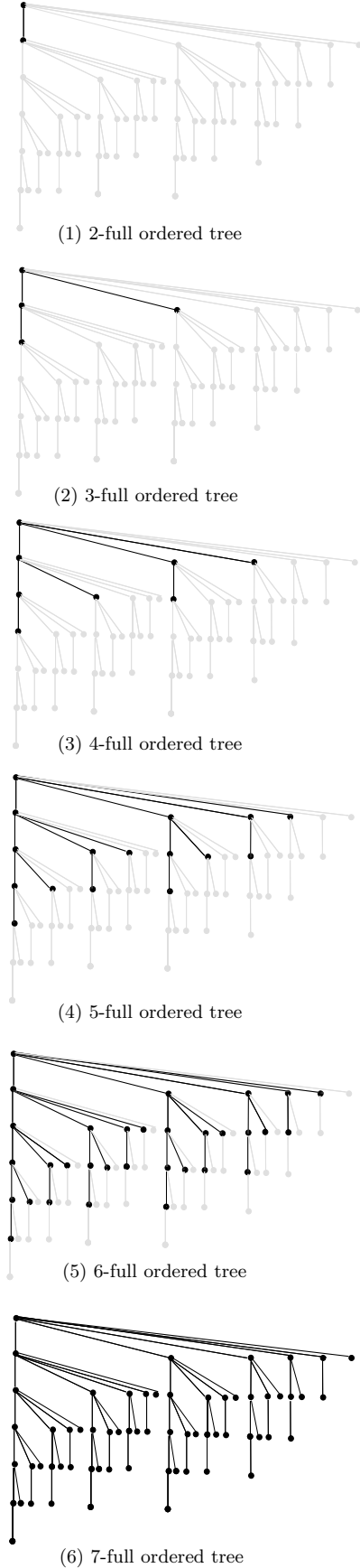


Figure 4. n -Full ordered tree

trees containing n nodes are utilized as the subscript when defining Rabin acceptance pairs. Fig. 5 shows two different

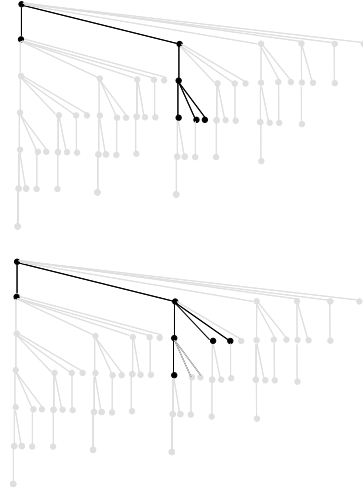


Figure 5. Ordered trees in full ordered tree

7-ordered trees (ordered trees with 7 nodes) in the 7-full ordered tree depicted in Fig. 4 (6).

Let τ and τ' be two different nodes in the n -full ordered tree. τ and τ' can occur in the same n -ordered tree if, and only if, $|C(\tau) \cup C(\tau')| \leq n$. This indicates that if we assign a node τ of the n -full ordered tree a flag f such that the flag is unique in ordered trees with no more that n nodes where τ may occur, any other node τ' where $|C(\tau) \cup C(\tau')| \leq n$ should be assigned a flag different to f . To use less flags meanwhile, a node τ'' where $|C(\tau) \cup C(\tau'')| > n$ can share the same flag with τ . To further reduce the number of flags, we can use the height of each node as one property, and then for two nodes with different heights in an ordered tree, they can share the same flag. Accordingly, each node can be uniquely identified by its height in addition to flag in each ordered tree containing no more than n nodes.

Lemma 6. $2^{\lceil (n-1)/2 \rceil - 1}$ different flags are enough in n -full ordered tree such that each node in it can be uniquely identified in every n -ordered tree.

Proof. Let τ be a node in the n -ordered tree with $h(\tau) = e$. There are 2^{e-1} different nodes with $h(\tau) = e$ in total that are possible to occur in an n -ordered tree where τ appears in case $e \leq \lceil (n-1)/2 \rceil$; and 2^{n-e-1} otherwise. Thus, in case $e = \lceil (n-1)/2 \rceil$, the maximal number of flags are required. Therefore, at least $2^{\lceil (n-1)/2 \rceil - 1}$ different flags are required in n -full ordered tree such that each node in any n -ordered tree is uniquely identified. \square

Now we define n -full ordered tree with identifiers where every node in each n -ordered trees is annotated by a unique identifier.

Definition 6 (n -Full Ordered Tree with Identifiers). n -full ordered tree with identifiers is a pair $\langle T, I \rangle$ where T is n -full ordered tree, and $I : T \rightarrow (\mathbb{N}, \mathbb{N}_{>0})$ maps each node τ in T to its identifier (h, f) . Here h is the height, $h(\tau)$, of τ , and

f the flag of τ , denoted by $\text{flag}(\tau)$, such that for any two different nodes, say τ and τ' , in T , $\text{flag}(\tau) \neq \text{flag}(\tau')$ if $|C(\tau) \cup C(\tau')| \leq n$ and $h(\tau) = h(\tau')$. \square

There are different ways (functions) to assign each node in n -full ordered tree a proper flag to obtain an n -full ordered tree with identifiers such that exactly $2^{\lceil (n-1)/2 \rceil - 1}$ different flags are utilized. Among them, we suppose function $\text{flag}_c : T \rightarrow \mathbb{N}_{>0}$, where T is the n -full ordered tree, results in a canonical flag for each node in the n -full ordered tree. With this basis, n -Full Ordered Tree with Canonical Identifiers is defined.

Definition 7. (n -Full Ordered Tree with Canonical Identifiers) n -full ordered tree with canonical identifiers is a pair $\langle T, I_c \rangle$ where T is the n -full ordered tree, and $I_c : T \rightarrow (\mathbb{N}, \mathbb{N}_{>0})$ maps each node τ in T to its canonical identifier (h, f_c) . Here h is the height, $h(\tau)$, of τ and f_c the canonical flag of τ obtained by $\text{flag}_c(\tau)$. \square

Fig. 6 depicts 7-full ordered tree with canonical identifiers.

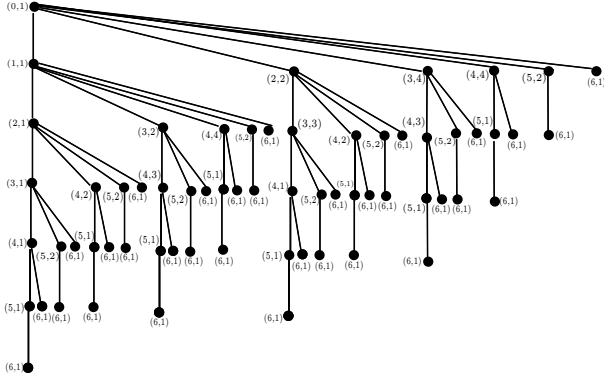


Figure 6. 7-full ordered tree with canonical identifiers

Definition 8 (n -ordered tree with canonical identifiers). Each ordered tree with n nodes in an n -full ordered tree is called an n -ordered tree with canonical identifiers. \square

On n -full ordered tree with canonical identifiers, totally 2^{n-2} different n -ordered trees with canonical identifiers can be found. Let T be one of the n -ordered trees with canonical identifiers. Each node in T can be uniquely distinguished by its identifier. Accordingly, to reduce the index complexity of the determinization via history trees, in stead of the implicit names of nodes in ordered trees, we can identify each node in an ordered tree by its canonical identifier. This is useful in Section 5 to improve the index complexity.

4.3. n -Ordered Tree with Spinal Identifiers

Let $rml = \tau_1 \dots \tau_x$ be a sequence of all leaf nodes with no younger siblings in an n -ordered tree. With respect to each τ_i , $1 \leq i \leq x$, in rml , a spine sp_i is defined by $C(\tau_i) \setminus (C(\tau_1) \cup \dots \cup C(\tau_{i-1}))$. Note that here $x \leq \lfloor \frac{n}{2} \rfloor$ (see Fact 3). By assigning each spine a unique flag (integers in $\{1, \dots, \lfloor \frac{n}{2} \rfloor\}$)

with respect to the order it appearing in the sequence, each node in the n -ordered tree can be uniquely identified by considering both its height and spinal flag. Note that all nodes in a spine sp form a finite chain under the partial order relation \leq with a leaf node without younger sibling being the top. The spinal flag of a node relies on the order the leaf nodes with no younger siblings appear in rml . That is whenever the spinal flags of all the leaf nodes with no younger siblings in a tree is given, the spinal flags of other nodes are obtained. Each leaf node with no younger siblings corresponds to one unique spine.

Definition 9 (n -ordered trees with spinal identifiers). An n -ordered tree with spinal identifiers is a pair $\langle T, I_s \rangle$ where T is an n -ordered tree, and $I_s : T \rightarrow (\mathbb{N}, \mathbb{N}_{>0})$ maps each node τ in T to its spinal identifier (h, f_s) . Here h is the height, $h(\tau)$, of τ , and f_s the spinal flag, $\text{flag}_s(\tau)$ of τ . \square

Fact 3. There are at most $\lfloor \frac{n}{2} \rfloor$ leaf nodes with no younger siblings in an n -ordered tree.

Proof. For the ordered trees with the numbers of nodes being 1 and 2, only 1 leaf node with no younger siblings can be found. Then it can be observed that anytime two new nodes join in the ordered tree, at most 1 more leaf node with no younger siblings can be created. Thus, in ordered trees with n nodes, at most $1 + \lfloor \frac{n-2}{2} \rfloor = \lfloor \frac{n}{2} \rfloor$ leaf nodes with no younger siblings are contained. \square

Lemma 7. For an n -ordered tree, at most $\lfloor \frac{n}{2} \rfloor!$ different n -ordered trees with spinal identifiers can be obtained.

Proof. For a given sequence of leaf nodes with no younger siblings in an n -ordered tree, we flag these nodes with its sequence number starting at 1. As a result, by the definition of n -ordered trees with spinal identifiers, a unique n -ordered tree with spinal identifiers is obtained. Thus, the number of n -ordered trees with spinal identifiers on a given n -ordered trees is upon to the number of sequences of leaf nodes with no younger siblings in the n -ordered tree. Therefore, by Fact 3, at most $\lfloor \frac{n}{2} \rfloor!$ different n -ordered trees with spinal identifiers can be obtained. \square

5. Determinization of Büchi Automata via History Trees with Canonical Identifiers

This section presents the construction of deterministic Rabin transition automata via history trees with canonical identifiers from nondeterministic Büchi automata.

5.1. History Trees with Canonical Identifiers

History trees with canonical Identifiers are built upon ordered trees with canonical identifiers.

Definition 10 (History Trees with Canonical Identifiers). A history tree with canonical identifiers for a given non-deterministic Büchi automaton $B = (\Sigma, Q, Q_0, \delta, \lambda)$ with n states is a triple $\langle T, I_c, l \rangle$ where $\langle T, I_c \rangle$ is an ordered tree with canonical identifiers, and $l : T \rightarrow 2^Q \setminus \{\emptyset\}$ labels each

node of T with a non-empty subset of Q , satisfying the following:

- P1: The label of each node is non-empty.
- P2: The labels of different children of a node are disjoint.
- P3: The label of each node is a proper superset of the union of the labels of its children. \square

By Fact 1, there are at most n nodes in the *history trees with canonical identifiers* for a given Büchi automaton with n states. Fig. 7 shows a *history tree with canonical identifiers*

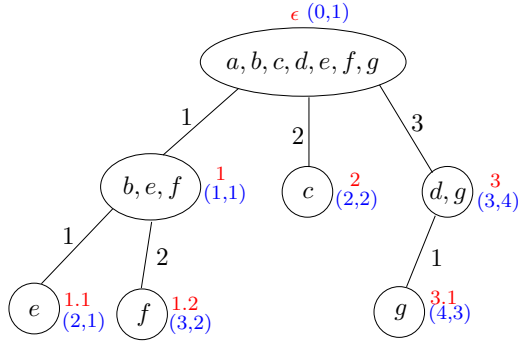


Figure 7. A history tree with canonical identifiers

where the label of a node is written inside the circle and the identifiers of nodes are in blue. It is a modification of the history tree (of a Büchi automaton with 7 states) in Fig. 1 with each node annotated by an extra identifier adopt from 7-full ordered tree with canonical identifiers in Fig. 6.

5.2. Construction of History Trees with Canonical Identifiers

Fix a nondeterministic Büchi automaton $B = (\Sigma, Q, Q_0, \delta, \lambda)$. The initial *history tree with canonical identifiers* $\langle T_0, I_{c,0}, l_0 \rangle$ contains only one node ϵ with $I_{c,0}(\epsilon) = (0, 1)$ and label being the set of initial states Q_0 of B .

Given a *history tree with canonical identifiers* $\langle T, I_c, l \rangle$, and an input letter $\sigma \in \Sigma$ of Büchi automaton B , the σ -successor *history tree with canonical identifiers* $\langle \widehat{T}, \widehat{I}_c, \widehat{l} \rangle$ of $\langle T, I_c, l \rangle$ is constructed in five steps below.

STEP 1. We construct the labeled tree with canonical identifiers $\langle T', I'_c, l' : T' \rightarrow 2^Q \rangle$ such that

- (1) $T' = T \cup \{\tau' = \tau \cdot (\deg_T(\tau) + 1) \mid \text{for any } \tau \in T\}$. That is, T' is formed by taken all nodes from T and creating the new child node $\tau \cdot (\deg_T(\tau) + 1)$ to any node $\tau \in T$;
- (2) the label $l'(\tau) = \delta(l(\tau), \sigma)$ of an old node $\tau \in T$ is the set $\delta(l(\tau), \sigma) = \bigcup_{q \in l(\tau)} \delta(q, \sigma)$ of σ -successors of the states in the label of τ ;
- (3) the label $l'(\tau') = \delta(l(\tau), \sigma) \cap \lambda$ of a new node $\tau' = \tau \cdot (\deg_T(\tau) + 1)$ is the set of final σ -successors of the states in the label of τ ;
- (4) the identifiers of nodes are adopted from the n -full ordered tree with canonical identifiers. Here $n = |Q|$.

To illustrate the five steps of construction, we borrow the examples from [15] for ease of comparison with Schewe's

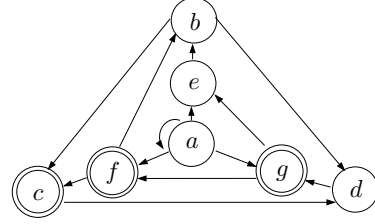


Figure 8. Relevant fragment of a Büchi automaton

method. Fig. 8 shows all transitions for an input letter σ from the states in the *history tree with canonical identifiers* in Fig. 7. The double circles indicate that the states c , f , and g are final states.

Fig. 9 depicts the tree resulting from the *history tree with canonical identifiers* in Fig. 7 for the Büchi automaton and transition from Fig. 8 after STEP 1 of the construction procedure. Each node of the tree from Fig. 7 has spawned a new child (marked by bold circle), whose label may be empty if, upon reading the input letter from any state in the label of the parent node, none of the new transition state is a final state. The canonical identifiers of nodes are adopted from 7-full ordered tree with canonical identifiers in Fig. 6. The labels of nodes in gray will be deleted from the respective label in STEP 2. Note that in Fig. 9, there may exist different nodes annotated with the same identifiers, i.e. 1.3 and 4 are both annotated by (4, 4), since the tree resulted in this step may contain more than n nodes (no more than $2n$ nodes in fact). However, at most one of the nodes with a same identifier will be kept in the eventually *history tree with canonical identifiers* resulted in STEP 5.

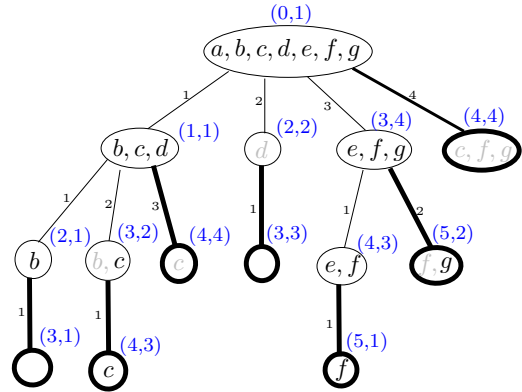


Figure 9. STEP 1 of the construction procedure

STEP 2. In this step, P2 is re-established. We construct the tree $\langle T', I'_c, l'' : T' \rightarrow 2^Q \rangle$, where l'' is derived from l' by removing each state q in the label of a node τ and all its descendants if q appears in the label $l'(\tau)$ of an older sibling.

Fig. 10 shows the tree that results from STEP 2 of the construction procedure. In the resultant tree, the labels of the siblings are pairwise disjoint, but may be empty, and the union of the labels of the children of a node are not

required to form a proper subset of their parent's label. The part in dash lines will be deleted in STEP 3.

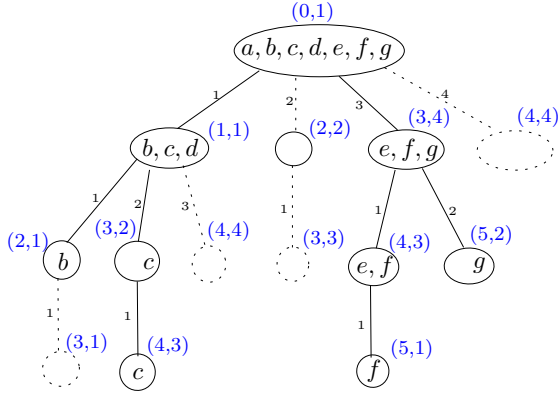


Figure 10. STEP 2 of the construction procedure

STEP 3. P1 is re-established in the third step. We construct the tree $\langle T'', I_c'', l'' : T'' \rightarrow 2^Q \rangle$ by removing all nodes τ with an empty label $l''(\tau) = \emptyset$.

The resulting tree is depicted in Fig. 11. The part in dash lines will be deleted in the next step.

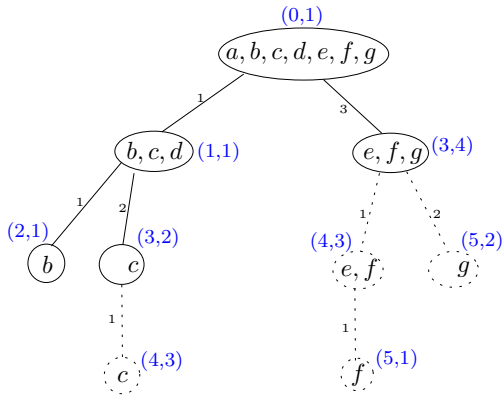


Figure 11. STEP 3 of the construction procedure

STEP 4. P3 is re-established in the this step. We construct the tree $\langle T''', I_c''', l''' : T''' \rightarrow 2^Q \rangle$ by removing all descendants of nodes τ if the label of τ is not a proper superset of the union of the labels of the children of τ . The nodes whose descendant have been deleted because of this rule are called *accepting* nodes. For each accepting node, we add a symbol \oplus on it to explicitly indicate that the node is accepting at the current step.

The resulting tree is depicted in Fig. 12 (1). The labels of the siblings are pairwise disjoint, and form a proper subset of their parent's label, but the tree might not be order-closed. Two nodes with identifiers being (3, 2) and (3, 4) are both accepting, as marked by \oplus . The nodes that will be renamed for establishing order closedness in STEP 5 are drawn in red.

STEP 5. The underling tree resulting from STEP 4 satisfies properties P1-P3, but it may not be order-closed,

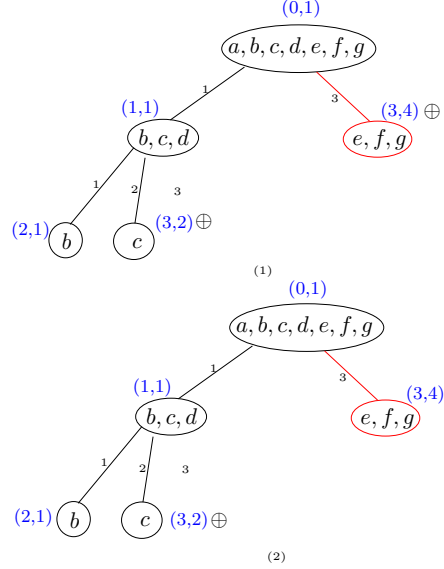


Figure 12. STEP 4 of the construction procedure

i.e. there exist some imbalance nodes in the tree (e.g. (3, 4)). We construct σ -successor $\langle \widehat{T}, \widehat{I}_c, \widehat{l} : T \rightarrow 2^Q \setminus \{\emptyset\} \rangle$ of $\langle T, I_c, l \rangle$ by removing all the \oplus symbols and “compressing” T''' to an order-closed tree, using the compression function $comp : T''' \rightarrow \omega^*$ that maps the empty word ϵ to ϵ , and $\tau \cdot i$ to $comp(\tau) \cdot j$, where $j = |\{k < i \mid \tau \cdot k \in T'''\}| + 1$ is the number of older siblings of $\tau \cdot i$ plus 1. Eventually, all the *unstable* nodes, i.e. imbalanced nodes as well as the descendants of the imbalanced nodes, and the younger siblings (and their descendants) of the imbalanced nodes, are renamed, and their identifiers are also updated. Further, for each node τ that is properly renamed in this step, we add a \ominus symbol on the node before renaming (in the tree obtained in STEP 4) to mean that this node is unstable in STEP 5 if there is no \oplus symbol on the node, otherwise we just remove the \oplus symbol from the node.

Fig. 13 shows the σ -successor $\langle \widehat{T}, \widehat{I}_c, \widehat{l} : T \rightarrow 2^Q \setminus \{\emptyset\} \rangle$ of $\langle T, I_c, l \rangle$ obtained in STEP 5 and Fig. 7 (2) is the tree originally obtained in STEP 4 but updated by STEP 5.

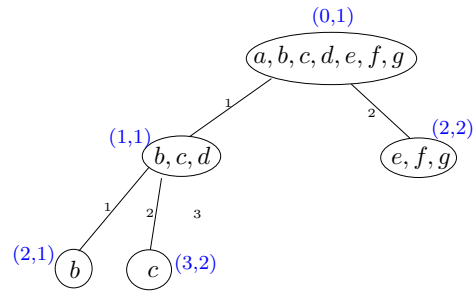


Figure 13. STEP 5 of the construction procedure

Notice that the symbols \oplus and \ominus occur only in the trees created in the intermediate steps within the transitions, not in the *history trees with canonical identifiers* (states in the

deterministic Rabin automata) eventually constructed.

5.3. Deterministic Rabin Transition Automata

Based on the five-step construction procedure, for a given NBW, an equivalent deterministic Rabin transition automaton can be inductively constructed by:

- (1) Build the initial *history tree with canonical identifiers* $(T_0, I_{c,0}, l_0)$;
- (2) for each *history tree with canonical identifiers* $(T_i, I_{c,i}, l_i)$, by the five steps presented before, compute its σ -successor *history tree with canonical identifiers* $(T_{i+1}, I_{c,i+1}, l_{i+1})$ for each $\sigma \in \Sigma$.
- (3) (2) is repeated until no new *history trees with canonical identifiers* can be created.

On this underlying automata structure, deterministic Rabin transition automata are defined.

Definition 11. The deterministic Rabin transition automaton equivalent to a given NBW B is $RT = (\Sigma, Q_{RT}, Q_{RT0}, \delta_{RT}, \lambda_{RT})$, where Q_{RT} is the set of *history trees with canonical identifiers* w.r.t B ; Q_{RT0} the initial *history trees with canonical identifiers*; δ_{RT} the transition relation that is established during the construction of *history trees with canonical identifiers*; and $\lambda_{RT} = ((A_{I1}, R_{I1}), \dots, (A_{Ik}, R_{Ik}))$ the Rabin acceptance condition. \square

In each Rabin pair (A_I, R_I) , I ranges over the canonical identifiers appearing in the *history trees with canonical identifiers*. A_I is the set of transitions through which node τ with identifier being I is accepting (annotated by \oplus), while R_I is the set of transitions through which node τ with identifier being I is unstable (annotated by \ominus).

For an input word $\alpha : \omega \rightarrow \Sigma$, we call the sequence $\Pi = \langle T_0, I_{c,0}, l_0 \rangle, \langle T_1, I_{c,1}, l_1 \rangle, \dots$ of *history trees with canonical identifiers* that starts with the initial *history trees with canonical identifiers* $\langle T_0, I_{c,0}, l_0 \rangle$ and where, for every $i \in \omega$, $\langle T_i, I_{c,i}, l_i \rangle$ is followed by $\alpha(i)$ -successor $\langle T_{i+1}, I_{c,i+1}, l_{i+1} \rangle$, the *history trace with canonical identifiers* of α . Let Π be the *history trace with canonical identifiers* of a word α on the deterministic Rabin transition automaton. α is accepted by the automaton if, and only if, $\text{Inf}(\Pi) \cap A_{I_i} \neq \emptyset$ and $\text{Inf}(\Pi) \cap R_{I_i} = \emptyset$ for some (A_{I_i}, R_{I_i}) , $1 \leq i \leq k$.

Let RT be the deterministic Rabin transition automaton obtained from the given non-deterministic Büchi automaton B .

Theorem 8. $L(RT) = L(B)$.

Proof. The theorem is proved by appealing to Lemma 1.

\Rightarrow : Given a *history trace with canonical identifiers* $\widehat{\Pi}$ such that $\text{Inf}(\widehat{\Pi}) \cap A_{I_i} \neq \emptyset$ and $\text{Inf}(\widehat{\Pi}) \cap R_{I_i} = \emptyset$, for some $i \geq 1$. By the construction of *history trees with canonical identifiers*, there exists some transition between two *history trees with canonical identifiers* (in A_{I_i}) containing node τ with I_i being the identifier, such that τ is always eventually accepting since $\text{Inf}(\widehat{\Pi}) \cap A_{I_i} \neq \emptyset$. Further τ is eventually always stable because $\text{Inf}(\widehat{\Pi}) \cap R_{I_i} = \emptyset$ (in case τ is unstable in some transition in the loop, $\text{Inf}(\widehat{\Pi}) \cap R_{I_j} \neq \emptyset$).

\Leftarrow : Suppose *history trace with canonical identifiers* Π contains node τ , which is always eventually accepting and eventually always stable. By the construction of Rabin automata, there must exist I_i which is the identifier of τ in the *history trees with canonical identifiers* such that $\text{Inf}(\Pi) \cap A_{I_i} \neq \emptyset$ since τ is always eventually accepting (thus included in A_{I_i}). Further, $\text{Inf}(\Pi) \cap R_{I_i} = \emptyset$ since τ is eventually always stable. \square

Theorem 9. For a given nondeterministic Büchi automaton B with n states, we can construct a deterministic Rabin transition automaton with $o((1.65n)^n)$ states and $2^{\lceil (n-1)/2 \rceil}$ accepting pairs that recognizes the language $L(B)$ of B .

Proof. For the state complexity, by the construction of *history trees with canonical identifiers*, for each node τ that is possible to occur in a *history tree* of a Büchi automaton with n states, a unique identifier is assigned to the node and keeps unchanged no matter whether it occurs in a *history tree*. Thus, we cannot find two distinct *history trees with canonical identifiers* in the determinization construction of B such that they coincide after the identifiers have been erased. So, $\text{histf}(n) = \text{hist}(n) \subset o((1.65n)^n)$. Here $\text{histf}(n)$ is the number of *history trees with canonical identifiers* for a given nondeterministic Büchi automata with n states.

Further, by Lemma 6, for the nodes with height being h , totally 2^{h-1} different flags are required in case $h \leq \lceil (n-1)/2 \rceil$; and 2^{n-h-1} otherwise. Thus, $2^{\lceil (n-1)/2 \rceil}$ identifiers are required in n -full ordered tree with canonical identifiers. As a result, $2^{\lceil (n-1)/2 \rceil}$ accepting pairs are required in the obtained deterministic Rabin transition automata. \square

5.4. From Nondeterministic Büchi Automata to Ordinary Rabin Automata

By moving the acceptance and unstable information, i.e. \oplus and \ominus symbols, from transitions to states (*history trees with canonical identifiers*), a deterministic Rabin transition automaton can be equivalently transformed as an ordinary deterministic Rabin automaton. For convenience, we call *history trees with canonical identifiers* decorated with acceptance and unstable information *enriched history trees with canonical identifiers*.

Let $\text{ehistf}(n)$ be the number of *enriched history trees with canonical identifiers* for a given nondeterministic Büchi automata with n states. The following lemma can be obtained.

Lemma 10. For a given nondeterministic Büchi automaton B with n states, we have $\text{ehistf}(n) \subset o((2.66n)^n)$.

Proof. *Enriched history trees with canonical identifiers* possible occurring in determinization construction are factually ordered trees decorated with (1) labels, (2) canonical identifiers, and (3) accepting and unstable information. It can be easily observed that *ordered trees* decorated with (1) labels and (3) accepting and unstable information, called *enriched history trees* are exactly the *enriched history trees* in [15] used by Schewe for defining the ordinary Rabin acceptance

condition. By Theorem 4, $ehist(n) \subset o((2.66n)^n)$. Here $ehist(n)$ denotes the number of the *enriched history trees* for an NBW with n states. Further, $ehistf(n) = ehist(n) \subset o((2.66n)^n)$ since additional identifiers will not increase the number of trees. \square

Theorem 11. *For a given nondeterministic Büchi automaton B with n states, we can construct a deterministic Rabin automaton with $o((2.66n)^n)$ states and $2^{\lceil (n-1)/2 \rceil}$ accepting pairs that recognizes the language $L(B)$ of B .*

Proof. The state complexity has been obtained in Lemma 10 and the index complexity can be proved similar to Theorem 14. \square

6. From Nondeterministic Büchi Automata to Deterministic Parity Automata

While the determinization construction in the previous section relies on a statical flagging mechanism of nodes in ordered trees, determinization construction in this section is upon a dynamical one where the identifiers of nodes are properly changed throughout the construction process. The underlying data structure is *history tree with spinal identifiers* that is actually an ordered tree with spinal identifiers, labels, as well as the information about the minimal³ accepting and non-accepting nodes.

Definition 12 (History Trees with Spinal Identifiers). A *history tree with spinal identifiers* for a given nondeterministic Büchi automaton $B = (\Sigma, Q, Q_0, \delta, \lambda)$ with n states is a tuple $\langle T, I_s, l, m_g, m_b \rangle$ where

- $\langle T, I_s \rangle$ is an *ordered tree* with spinal identifiers,
- $l : T \rightarrow 2^Q \setminus \{\emptyset\}$ labels each node of T with a non-empty subset of Q , satisfying the following:
 - P1: The label of each node is non-empty.
 - P2: The labels of different children of a node are disjoint.
 - P3: The label of each node is a proper superset of the union of the labels of its children.
- $m_g, m_b \in [0..n-1] \times [1..\lfloor \frac{n}{2} \rfloor]$ are used to define the parity acceptance condition. Here $[i..j]$ means the set of integers from i to k . m_g is used to memorize the minimal node that is accepting, and m_b the minimal node that is unacceptable in the tree. We notice that for two different nodes τ and τ' in a tree, $(h(\tau), flag_s(\tau)) < (h(\tau'), flag_s(\tau'))$ if, and only if, $flag_s(\tau) < flag_s(\tau')$ or $flag_s(\tau) = flag_s(\tau')$ and $h(\tau) < h(\tau')$. \square

Theorem 12. *The number of history trees with spinal identifiers for a given nondeterministic Büchi automaton $B = (\Sigma, Q, Q_0, \delta, \lambda)$ with n states is $o(n^2(0.69n\sqrt{n})^n)$.*

Proof. A *History tree with spinal identifiers* is an *ordered tree with spinal identifiers*, labels, as well as m_g and m_b . By Theorem 3, for a given nondeterministic Büchi automaton $B = (\Sigma, Q, Q_0, \delta, \lambda)$ with n states, the number

of ordered trees with labels (history trees) is $o((1.65n)^n)$. Further, with additional spinal identifiers, by Lemma 7, the number of history trees with spinal identifiers for B is $o((1.65n)^n \lfloor \frac{n}{2} \rfloor!) = o((0.69n\sqrt{n})^n)$. For m_g and m_b , n^2 possible values are required. It follows that the number of history trees with spinal identifiers for a NBW with n states is $o(n^2(0.69n\sqrt{n})^n)$. \square

Fix a nondeterministic Büchi automaton $B = (\Sigma, Q, Q_0, \delta, \lambda)$. The initial *history tree with spinal identifiers* $\langle T_0, I_{s,0}, l_0, m_{g,0}, m_{b,0} \rangle$ contains only one node ϵ with $I_{s,0}(\epsilon) = 1$, label being the set of initial states Q_0 , $m_{g,0} = (1, 1)$, and $m_{b,0} = (0, 1)$.

Given a *history tree with spinal identifiers* $\langle T, I_s, l, m_g, m_b \rangle$, and an input letter $\sigma \in \Sigma$ of Büchi automaton B , the σ -successor *history tree with spinal identifiers* $\langle \widehat{T}, \widehat{I}_s, \widehat{l}, \widehat{m}_g, \widehat{m}_b \rangle$ of $\langle T, I_s, l, m_g, m_b \rangle$ is constructed following the four steps below.

STEP 1. We construct the labeled tree with spinal identifiers $\langle T', I'_s, l' : T' \rightarrow 2^Q, m'_g, m'_b \rangle$ such that

- (1) $T' = T \cup \{\tau' = \tau \cdot (deg_T(\tau) + 1) \mid \text{for any } \tau \in T\}$. That is, T' is formed by taken all nodes from T and creating the new child node $\tau \cdot (deg_T(\tau) + 1)$ to any node $\tau \in T$ if $\delta(l(\tau), \sigma) \cap \lambda \neq \emptyset$;
- (2) the label $l'(\tau) = \delta(l(\tau), \sigma)$ of an old node $\tau \in T$ is the set $\delta(l(\tau), \sigma) = \bigcup_{q \in l(\tau)} \delta(q, \sigma)$ of σ -successors of the states in the label of τ ;
- (3) the label $l'(\tau') = \delta(l(\tau), \sigma) \cap \lambda$ of a new node $\tau' = \tau \cdot (deg_T(\tau) + 1)$ is the set of final σ -successors of the states in the label of τ ;
- (4) Set the spinal flag of a new created node τ to be $\min(\{flag_s(\tau') \mid \tau' \text{ is a leaf node with no younger siblings in } T, \text{ and } C(\tau) \supset C(\tau')\} \cup \{\text{the minimal integer greater than the largest spinal flag used in the current tree}\})$.
- (5) Set m'_g and m'_b to be undefined.

STEP 2. In this step, P2 is re-established. We construct the tree $\langle T', I'_s, l'' : T' \rightarrow 2^Q, m'_g, m'_b \rangle$, where l'' is derived from l' by removing each state q in the label of a node τ and all its descendants if q appears in the label $l'(\tau)$ of an older sibling.

STEP 3. P3 is re-established first in the this step. We construct the tree $\langle T'', I''_s, l'' : T'' \rightarrow 2^Q, m''_g, m''_b \rangle$ by removing all descendants of nodes τ if the label of τ is neither empty nor a proper superset of the union of the labels of the children of τ . The nodes whose descendant have been deleted because of this rule are called accepting (*good*) nodes. Next, P1 is re-established by removing all nodes τ with an empty label $l''(\tau) = \emptyset$. A removed node in this step is an unacceptable (*bad*) node. $m''_g = \min(\{(h(\tau), flag_s(\tau)) \mid v \text{ is accepting in this step}\} \cup \{(1, \lfloor \frac{n}{2} \rfloor)\})$, and $m''_b = \min(\{(h(\tau), flag_s(\tau)) \mid v \text{ is removed in this step}\} \cup \{(1, \lfloor \frac{n}{2} \rfloor)\})$.

STEP 4. The identifier, i.e. height and spinal flag, of each node is adjusted in this step. First, the underlying tree resulting from STEP 3 satisfies properties P1-P3, but it is possible that the tree is not order-closed. We construct σ -successor $\langle \widehat{T}, \widehat{I}_s, \widehat{l} : \widehat{T} \rightarrow 2^Q \setminus \{\emptyset\}, \widehat{m}_g, \widehat{m}_b \rangle$ of $\langle T, I_s, l, m_g, m_b \rangle$ by “compressing” T'' to an order-closed

3. What smaller means will be discussed later.

tree, using the compression function $comp : T'' \rightarrow \omega^*$ that maps the empty word ϵ to ϵ , and $\tau \cdot i$ to $comp(\tau) \cdot j$, where $j = |\{k < i \mid \tau \cdot k \in T''\}| + 1$ is the number of older siblings of $\tau \cdot i$ plus 1. As a result, for each node τ , the height $h(\tau)$ is updated accordingly. For each spine sp with spinal flag being $i \geq 1$, if there are nodes in sp whose height is updated, the spinal flag of the largest node in sp is reset to the minimal integer greater than the largest spinal flag used in the current tree. Then, for each spine sp with spinal flag being $i \geq 1$, if there are nodes in sp removed in Step 3, the spinal flag of the largest node in sp is reset to the minimal integer greater than the largest spinal flag used in the current tree. Subsequently, we make the spinal flags to be consecutive integers starting from 1 by subtracting the number of vacant integers smaller than the spinal flag of largest node in a spine. Finally, the spinal flags of other nodes are updated according to the definition of ordered tree with spinal flags.

Definition 13. The deterministic Parity automaton equivalent to a given NBW B is $P = (\Sigma, Q_P, Q_{P0}, \delta_P, \lambda_P)$, where Q_P is the set of *history trees with spinal identifiers* w.r.t B ; Q_{P0} the initial *history trees with spinal identifiers*; δ_P the transition relation that is established during the construction of *history trees with spinal identifiers*; and $\lambda_P = (\lambda_1, \dots, \lambda_n)$ the parity acceptance condition defined below:

$$\begin{aligned} \lambda_{2i-1} &= \{\langle T, I_s, l, m_g, m_b \rangle \in Q_P \mid m_g.flag_s = i \text{ and } m_g \geq m_b\} \\ \lambda_{2i} &= \{\langle T, I_s, l, m_g, m_b \rangle \in Q_P \mid m_g.flag_s = i \text{ and } m_g < m_b\} \end{aligned}$$

where $1 \leq i \leq \lfloor \frac{n}{2} \rfloor$. □

Theorem 13. $L(P) = L(B)$.

Proof. The theorem is also proved by appealing to Lemma 1.

⇒: Given a *history trace with spinal identifiers* $\widehat{\Pi}$ such that for some even number $2i$, $i \geq 1$, $\text{Inf}(\widehat{\Pi}) \cap \lambda_{2i} \neq \emptyset$, and, for all j where $1 \leq j < 2i$, $\text{Inf}(\widehat{\Pi}) \cap \lambda_j = \emptyset$. By the construction of *history trees with spinal identifiers*, there exists some *history trees with spinal identifiers* T (in λ_{2i}) containing node τ with $(h(\tau), i)$ being the identifier, such that τ is always eventually accepting since $T \in \text{Inf}(\widehat{\Pi}) \cap \lambda_{2i}$. Further τ is eventually always stable since in case it is unstable, its height will be updated, and thus the spinal flag will be reset to a larger number by the construction of history trees with spinal identifiers.

⇐: Suppose *history trace with spinal identifiers* Π contains nodes which is always eventually accepting and eventually always stable. Let τ be the smallest one of them. By the construction of Parity automata, there must exist a history tree with spinal identifiers T containing node τ with identifier being $(h(\tau), i)$ such that $\text{Inf}(\Pi) \cap \lambda_{2i} \neq \emptyset$ since τ is always eventually accepting and stable. Further, $\text{Inf}(\Pi) \cap \lambda_j = \emptyset$, $1 \leq j < 2i$, since τ is the smallest node that is always eventually accepting and eventually always stable. □

By Theorem 12 and 13, the following Corollary can be obtained.

Corollary 14. For a given nondeterministic Büchi automaton B with n states, we can construct a deterministic Parity transition automaton with $o(n^2(0.69n\sqrt{n})^n)$ states and n accepting pairs that recognizes the language $L(B)$ of B .

7. Conclusion

In this paper, we present a transformation from Büchi automata of size n into deterministic Rabin transition automata with $o((1.65n)^n)$ states and $2^{\lfloor (n-1)/2 \rfloor}$ Rabin pairs. We also present a construction of deterministic Parity automata from NBWs with $o(n^2(0.69n\sqrt{n})^n)$ states and n priorities. Thus, the current best construction with the same (and optimal) state complexity, but 2^{n-1} Rabin pairs, and $O(2(n!)^2)$ state complexity and $2n$ Parity priorities are improved.

References

- [1] M. Clark, O. Gremberg and A. Peled. *Model Checking*. The MIT Press, 2000.
- [2] J-P. Katoen. Concepts, Algorithms and Tools for Model Checking. *Arbeitsberichte der Informatik, Friedrich-Alexander-Universitaet Erlangen-Nuernberg*, Vol. 32, No. 1, 1999.
- [3] J. R. Büchi. On a decision method in restricted second order arithmetic. In *Proceedings of the International Congress on Logic, Method, and Philosophy of Science*, pages 1-12. Stanford University Press, 1962.
- [4] W. Thomas. Languages, automata and logic. In *Handbook of Formal Languages*, volume 3, pages 389-455. Springer-Verlag, Berlin, 1997.
- [5] Udi Boker, Orna Kupferman: Co-ing Büchi Made Tight and Useful. *LICS 2009*: 245-254.
- [6] Udi Boker, Orna Kupferman: The Quest for a Tight Translation of Büchi to co-Büchi Automata. *Fields of Logic and Computation 2010*: 147-164.
- [7] Udi Boker, Orna Kupferman: Co-Büching Them All. *FOSSACS 2011*: 184-198.
- [8] Rabin, M.O., Scott, D.S.: Finite automata and their decision problems. *IBM Journal of Research and Development* 3, 115-125 (1959)
- [9] Safra, S.: On the complexity of omega-automata. In: *FOCS 1988*: 319-327.
- [10] Muller, D.E., Schupp, P.E.: Simulating alternating tree automata by nondeterministic automata: new results and new proofs of the theorems of Rabin, McNaughton and Safra. *Theoretical Computer Science* 141, 69-107 (1995)
- [11] Piterman, N.: From nondeterministic Büchi and Streett automata to deterministic parity automata. *Journal of Logical Methods in Computer Science* 3 (2007)
- [12] Muller, D.E.: Infinite sequences and finite machines. In: *Proceedings of the 4th Annual Symposium on Switching Circuit Theory and Logical Design (FOCS 1963)*, pp. 3-16. IEEE Computer Society Press (1963)
- [13] McNaughton, R.: Testing and generating infinite sequences by a finite automaton. *Information and Control* 9, 521-530 (1966)
- [14] Wanwei Liu, Ji Wang: A tighter analysis of Piterman's Büchi determination. *Inf. Process. Lett.* 109(16): 941-945 (2009)
- [15] Sven Schewe: Tighter Bounds for the Determinisation of Büchi Automata. *FOSSACS 2009*: 167-181
- [16] M. Michel. Complementation is more difficult with automata on infinite words. *CNET, Paris*, 1988.
- [17] Thomas Colcombet, Konrad Zdanowski: A Tight Lower Bound for Determinization of Transition Labeled Büchi Automata. *ICALP (2) 2009*: 151-162
- [18] Qiqi Yan. Lower bounds for complementation of omega-automata via the full automata technique. *ICALP 2006*: 589-600.