

A GLOBULAR CLUSTER TOWARD M87 WITH A RADIAL VELOCITY < -1000 km s⁻¹: THE FIRST HYPERVELOCITY CLUSTER

NELSON CALDWELL¹, JAY STRADER², AARON J. ROMANOWSKY^{3,4}, JEAN P. BRODIE⁴, BEN MOORE⁵, JURG DIEMAND⁵,
DAVIDE MARTIZZI⁶

Draft version September 17, 2018

ABSTRACT

We report the discovery of an object near M87 in the Virgo Cluster with an extraordinary blueshift of -1025 km s⁻¹, offset from the systemic velocity by > 2300 km s⁻¹. Evaluation of photometric and spectroscopic data provides strong evidence that this object is a distant massive globular cluster, which we call HVGC-1 in analogy to Galactic hypervelocity stars. We consider but disfavor more exotic interpretations, such as a system of stars bound to a recoiling black hole. The odds of observing an outlier as extreme as HVGC-1 in a virialized distribution of intracluster objects are small; it appears more likely that the cluster was (or is being) ejected from Virgo following a three-body interaction. The nature of the interaction is unclear, and could involve either a subhalo or a binary supermassive black hole at the center of M87.

Subject headings: galaxies: clusters: individual (Virgo) — galaxies: individual (M87) — globular clusters: general — galaxies: kinematics and dynamics — galaxies: star clusters: general

1. INTRODUCTION

Extreme astrophysical objects are occasionally found in large samples of data. While classifying a million galaxy images, the Galaxy Zoo project found Hanny's Voorwerp, an unusual cloud ionized by an active galactic nucleus (Lintott et al. 2009). In a study of blue horizontal branch stars in the Galactic halo selected from the Sloan Digital Sky Survey, Brown et al. (2005) found hypervelocity stars that are thought to originate in three-body interactions with the supermassive black hole (SMBH) at the center of the Galaxy. In an extensive study of star clusters, planetary nebulae, and H II regions in M31, Caldwell et al. (2010) found one star with the most negative velocity known (-780 km s⁻¹), a probable member of the Andromeda giant stream.

Here, we report on an object found in a different large survey that has an even more extreme negative velocity: an apparent globular cluster (GC) toward the central Virgo Cluster galaxy M87.

2. OBSERVATIONS

We have been collecting spectra of GC candidates in the Virgo Cluster for several years, using Keck/DEIMOS and LRIS and MMT/Hectospec (Romanowsky et al. 2012; Strader et al. 2011a). Those papers reported roughly 500 new confirmed GCs.

Our more recent dataset, taken mostly with

caldwell@cfa.harvard.edu

¹ Harvard-Smithsonian Center for Astrophysics, Cambridge, MA, 02138

² Department of Physics and Astronomy, Michigan State University, East Lansing, MI 48824

³ Department of Physics and Astronomy, San José State University, San Jose, CA 95192

⁴ University of California Observatories, Santa Cruz, CA 95064

⁵ Institute for Theoretical Physics, University of Zurich, CH-8057 Zurich, Switzerland

⁶ Department of Astronomy, University of California, Berkeley, CA 94720

MMT/Hectospec from 2010–2013, contains more than 5000 separate observations of 2500 candidate GCs and ultra-compact dwarfs, covering a non-uniform area within 1° of M87 and 0.5° of M60.

Details of the survey will be presented elsewhere, but in brief, Hectospec with the 270 l mm⁻¹ grating provided spectra with a resolution of 5 Å over the range 3700–9200 Å (Fabricant et al. 2005). The total exposure times were 1–4 hours per field. Data were extracted and wavelength calibrated from the two-dimensional images, and sky was subtracted using dedicated fibers. Multiple observations were coadded; about half of the objects were observed more than once. Velocities were measured through cross-correlation as described in Strader *et al.* (2011a). We estimate that ~ 1800 objects have secure velocities, though this number is not yet final.

Of these 1800, more than 1000 objects have measured velocities between 500 and 3000 km s⁻¹, with a clear median ~ 1300 km s⁻¹. These are all likely Virgo Cluster members. The remainder are Galactic stars (~ 600 objects) or background galaxies (~ 100 objects). Figure 1 shows a preliminary histogram of velocities in our survey, plus GCs from Strader *et al.* (2011a), showing clear peaks associated with the foreground star and Virgo GC populations. The distribution of Virgo galaxies is also plotted. The survey target with a velocity < -1000 km s⁻¹ is the subject of this paper.

The J2000 decimal coordinates are (R.A., Dec.) = (187.72791, +12.68295). It is located 17.6′ north of M87, a projected distance of ~ 84 kpc if the object has the same distance as M87 (we adopt 16.5 Mpc for consistency with Strader *et al.* 2011a). For reasons explained below, we dub the object HVGC-1 (for the first “hypervelocity globular cluster”); in the nomenclature of Strader *et al.* (2011a) for M87 GCs, this object has the catalog designation H70848.

We observed the object on three separate occasions, finding consistent results in each case. The final com-

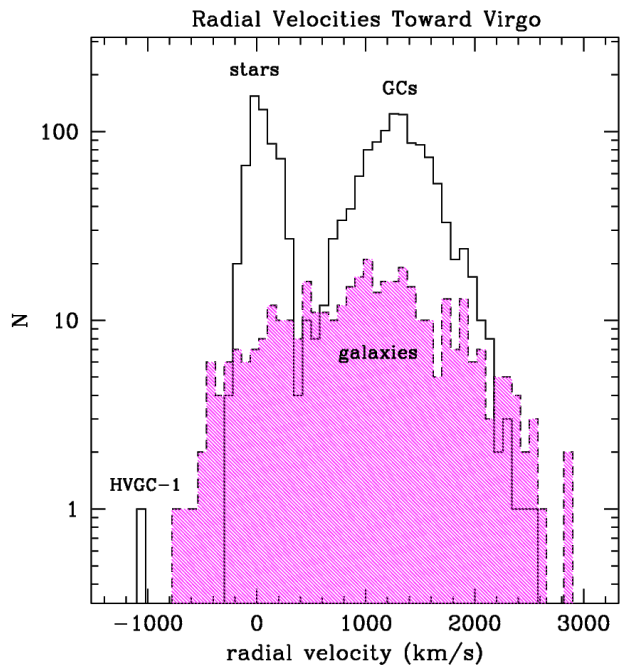


Figure 1. Velocity distribution of objects toward Virgo, including all confirmed GCs, all Hectospec velocities, and galaxies (from Rines & Geller 2008). The distinct stellar and GC distributions are clear, as is the broader galaxy distribution (dotted and shaded magenta). HVGC-1 is the marked extreme left outlier.

binned radial velocity is -1026 ± 13 km s $^{-1}$. This is the most negative, bulk velocity ever measured for an astronomical object not orbiting another object.

3. WHAT IS THIS OBJECT?

The only reasonable possibilities are that this object is a GC in or near Virgo or an individual Galactic star. The extreme negative radial velocity is very difficult to explain if the source is a star, and only somewhat easier to explain if not.

3.1. A Star?

The known Galactic hypervelocity stars all have positive velocities (Brown *et al.* 2012), as expected if they have been ejected by the central SMBH into the halo. A highly negative velocity for an ejected star would be observed only in the unlikely event that a star was ejected towards the Sun, and quite recently ($\lesssim 8$ Myr, given a distance of ~ 8 kpc). Our object has a galactic latitude of 74° , and thus is not in the direction of the Galactic Center. In our Hectospec sample, the next most negative velocities are > -300 km s $^{-1}$, above the expected escape velocity for Galactic halo stars (Kenyon *et al.* 2008). Thus the other negative-velocity objects we observe are likely to be stars.

If the object were in a different part of the sky, we could take more seriously the exotic possibility that it might be a hypervelocity star from a nearby galaxy (such as M31; Sherwin *et al.* 2008). However, its velocity and position are very implausible for an origin from M31 or other nearby galaxies.

3.2. A Star Cluster?

If the object is in Virgo, consider that M87 has a systemic velocity of 1307 ± 8 km s $^{-1}$ (Smith *et al.* 2000),

while the galaxy cluster itself has a mean of 1050 ± 35 km s $^{-1}$ (Binggeli *et al.* 1993), so that our object’s velocity with respect to M87 and Virgo are about 2300 and 2100 km s $^{-1}$, respectively.

The object could be confirmed as a GC if resolved with high-resolution optical data. For a first constraint on the half-light radius r_h , we used an archival *i*-band CFHT image of the field with seeing $\sim 0.65''$. We measured r_h for both HVGC-1 and, as a comparison, several luminous and large ($r_h \sim 20$ pc) star clusters in the same field (Brodie *et al.* 2011). The estimates were made as discussed in Strader *et al.* (2011a): using *ishape* (Larsen 1999) we fit King models with fixed $c = 30$ convolved with a point spread function made from bright stars near HVGC-1. The $r_h \sim 20$ pc objects are clearly resolved and we reproduce the published r_h estimates to within ~ 15 –20%. HVGC-1 shows modest evidence for being resolved with $r_h \sim 6$ pc. While we believe this measurement is too small to be reliable, the fitting—and the comparison to known objects—suggests an upper limit of $r_h \sim 10$ –15 pc. This is consistent with a GC, but rules out a larger, more distant galaxy infalling to Virgo.

We have obtained photometry of HVGC-1 using ground-based CFHT images taken for the Next Generation Virgo Cluster Survey (NGVS; Ferrarese *et al.* 2012) and the associated NGVS-IR *K*-band survey, but separately processed by CADC (Gwyn 2008). Foreground extinction corrections were taken from Schlafly & Finkbeiner (2011).

Muñoz *et al.* (2014) have found that in the optical/IR the best separation between single stars and composite old stellar populations is with *uiK* photometry. Figure 2 shows a two-color *i*–*K* vs. *u*–*i* diagram using CADC photometry of objects spectroscopically classified as stars or GCs and with photometric uncertainties < 0.05 mag. Here we consider an object a foreground star if its Hectospec velocity is < 250 km s $^{-1}$; objects with velocities between 500 and 2300 km s $^{-1}$ are designated as GCs. As found in Muñoz *et al.* (2014), the GC and star sequences cleanly separate, with only a few outliers. These may be objects with problematic photometry.

With $u - i = 1.67 \pm 0.01$ and $i - K = -0.01 \pm 0.03$, HVGC-1 is firmly situated in the GC sequence, strongly suggesting that it is a GC rather than a single star. It has $g_0 = 20.57$, consistent with a massive GC if at the distance of M87 (see below).

The Hectospec spectrum of HVGC-1 shows strong lines of Ca II H&K, moderate strength Balmer lines, and a weak G-band (Figure 3; right). There are no emission lines, other than night-sky line residuals. Overall the spectrum looks like an early G star or an intermediate-metallicity GC (Caldwell *et al.* 2011), not at all like the B and A HVS of Brown *et al.* (2012).

Rose (1985) discussed the use of line index ratios to search for young stars in composite stellar populations. These ratios can also be used to distinguish single stars from simple stellar populations. In Figure 3 (left) we plot the ratio of central intensities of Ca II H+H ϵ to Ca II K (the index “CaII”) against the ratio of H γ to the G-band at 4300 Å, though this latter choice is not essential.

In Figure 3 (as in Figure 2), we use the M87 candidates classified by velocity into star or GC categories. There is a clear separation between the line-index ratio

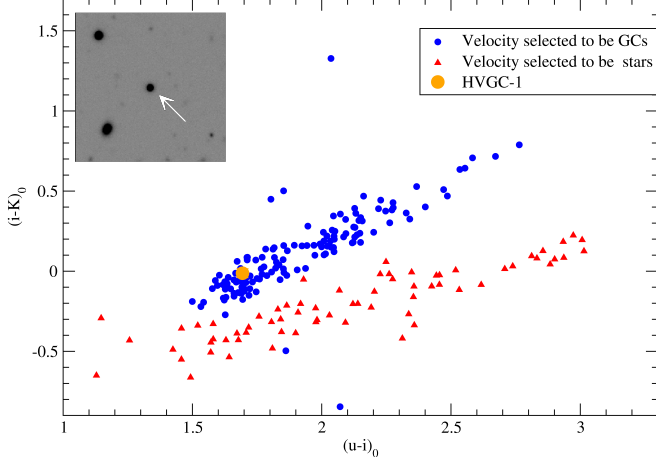


Figure 2. A two-color uiK diagram, derived for objects with Hectospec velocity classification. Objects with velocities between 500 and 2300 km s^{-1} are considered GCs; those $< 250 \text{ km s}^{-1}$ stars. HVGC-1 clearly falls in the GC sequence. A CFHT g -band cutout ($40''$) is inset.

sequences. Adding confirmed M31 GCs (Caldwell et al. 2011) and Galactic halo stars observed with Hectospec strengthens this conclusion. Foreground stars are mostly in the upper part of the diagram, overlapping the more metal-rich M31 and Virgo GCs (these objects have few hot stars, so the CaII index offers no discrimination). For HVGC-1, the CaII ratio is around 0.5, and though the uncertainties are large, this ratio is lower than observed for any known foreground star in our sample. Rather, the index ratios are within the range for confirmed GCs in M87 and M31.

The combined photometric and spectroscopic data provide strong evidence that HVGC-1 is a GC.

Given this interpretation, we can calculate basic properties of the cluster. Using the calibration of Lick Fe indices from GC integrated light spectra with $[\text{Fe}/\text{H}]$ provided in Caldwell et al. (2011), we derive a spectroscopic $[\text{Fe}/\text{H}]$ estimate of $[\text{Fe}/\text{H}] = -0.9 \pm 0.3$. This value is consistent with the intermediate-metallicity appearance of the spectrum (moderate Balmer/metal lines), though the photometry in Figure 2 suggests a somewhat lower metallicity. From the photometry we estimate $V_0 = 20.33$, which would imply $M_V = -10.76$ and a mass of $\sim 3.4 \times 10^6 M_\odot$ for a distance of 16.5 Mpc and assuming $M/L_V = 2$ (Strader et al. 2011b). However, it is possible the cluster is somewhat closer than this distance (see §5.5), which would make it less massive. The expected σ for a typical GC size (2.5 pc) would be only $\sigma = 24 \text{ km s}^{-1}$; we constrain the Hectospec value to be $\lesssim 80 \text{ km s}^{-1}$.

4. HOW UNUSUAL IS THE VELOCITY?

We have concluded the object is likely to be a GC. How does its velocity compare with other stellar systems in Virgo? Binggeli (1999) and Karachentsev & Nasonova (2010) used kinematic catalogs to discuss negative-velocity galaxies in Virgo (Figure 1 shows the velocity distribution of Virgo galaxies from Rines & Geller 2008). Considering these catalogs, there are > 60 galaxies in Virgo with published negative velocities, the most prominent being NGC 4406 (M86, with radial velocity -258 km s^{-1}). However, some of the most negative values may

be inaccurate. For example, VCC 846 has a published velocity in these catalogs -730 km s^{-1} , but the SDSS value is -510 km s^{-1} . Spectra from Keck/ESI (Forbes et al. 2011) support the SDSS value (S. Penny & D. Forbes, private communication).

The only galaxy with a confirmed velocity below -600 km s^{-1} is the dwarf elliptical (dE) VCC 815, with -743 km s^{-1} . This galaxy is located about $14'$ (69 kpc) in projection from M86. VCC 815 is therefore likely associated with M86, and indeed the whole M86 subgroup may be merging with the central M87 subgroup, generating higher velocities for some members (Binggeli 1999). Given that the GC system of M86 has $\sigma = 292 \text{ km s}^{-1}$ (Park et al. 2012), it is possible that M86 has some GCs with velocities near -1000 km s^{-1} , though none so low have yet been measured (the lowest in Park et al. 2012 is $-864 \pm 57 \text{ km s}^{-1}$). However, since the GC under consideration is not near M86 (it is over a degree away, compared to just $18'$ from M87), and we see no other plausible M86 GCs in our sample, we believe an association with M86 is very unlikely.

In fact, the unusual velocity does not appear to be consistent with the tail of the GC velocity distribution of any individual Virgo galaxy, including M87. For M87 in particular the velocity dispersion at this projected radius is about 300 km s^{-1} (Strader et al. 2011a), so HVGC-1 would be a more than 7σ outlier. We must look for other mechanisms to explain its relative velocity of over 2300 km s^{-1} with respect to M87.

5. THE ORIGIN AND FUTURE OF HVGC-1

5.1. The Virialized Intracluster Light

All galaxy clusters have an important stellar component in the form of “intracluster light”: stars stripped from the outer parts of galaxies during the mergers or encounters that occur during the assembly of cluster-central galaxies like M87 (e.g., Purcell et al. 2007). Given their extended spatial distribution, GCs are expected to be stripped along with field stars, and have been found in intergalactic space in clusters including Virgo (Lee et al. 2010). Here we consider whether a GC with a relative velocity of -2300 km s^{-1} is consistent with the tail of a virialized distribution of objects formed during the assembly of Virgo.

A simple argument that HVGC-1 is unlikely to be in the tail of a distribution is that there are no objects at less extreme outlying velocities: the most extreme positive velocity is $< 2800 \text{ km s}^{-1}$, less than 1500 km s^{-1} offset from the M87 systemic, and there are no other non-stellar objects with velocities $< -300 \text{ km s}^{-1}$, 1600 km s^{-1} from systemic. Such objects should be *much* more common than GCs like HVGC-1 if one is observing the tail of a virialized distribution.

As another approach, we use a simulation of the formation of a Virgo-like cluster ($M_{vir} \sim 10^{14} M_\odot$), which includes a central “brightest cluster galaxy” (Martizzi et al. 2012). In Figure 4 we plot the model one-dimensional velocity distribution for both stars and dark matter projected within a 100 kpc radius cylinder around the cluster center. The stellar and dark matter distributions are close to Gaussian, with some lumps in the stellar distribution due to individual galaxies. Both the stars and dark matter have sharp cutoffs well short of a > 2300

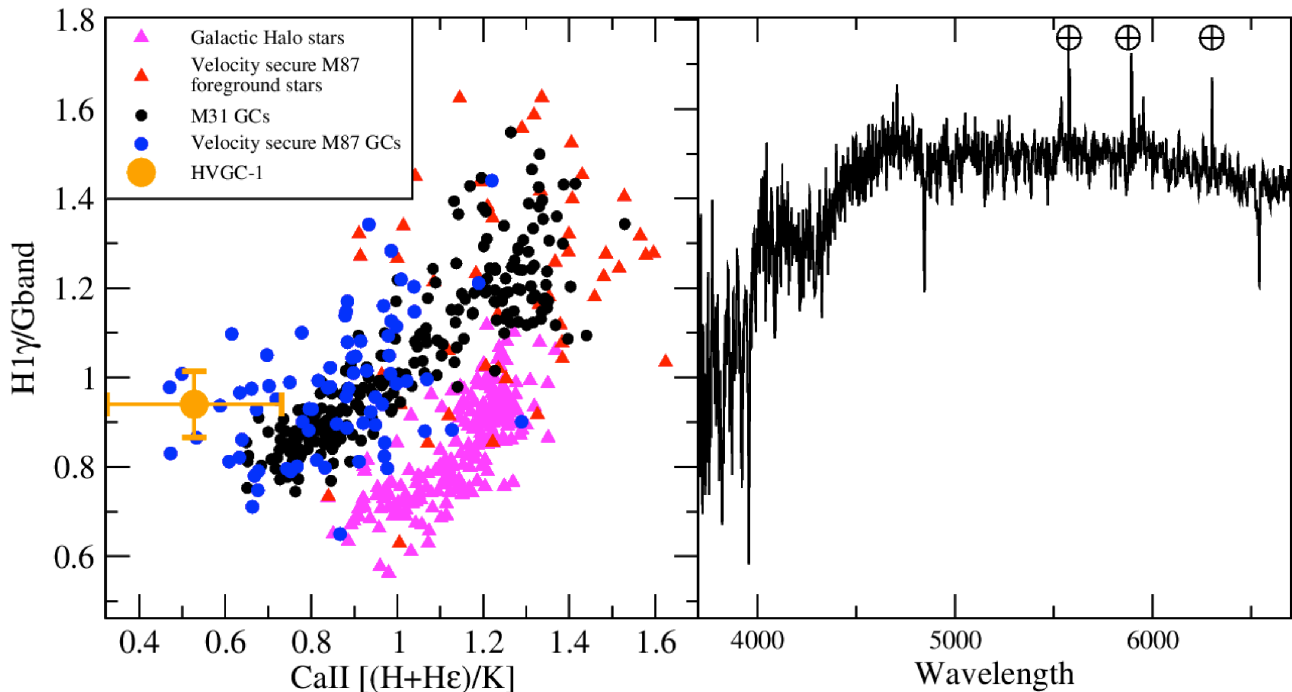


Figure 3. Left: Line-index ratios for stars and GCs. The ratio of $H\gamma/G$ -band is plotted vs. $\text{CaII } H+He/K$. Different symbols are probable GCs (those with velocities between 500 and 2300 km s^{-1}) and probable stars ($< 250 \text{ km s}^{-1}$). Also shown are other Galactic halo stars and GCs from M31. HVGC-1 has line indices more similar to GCs than individual stars. Right: The spectrum of HVGC-1, with residual sky lines marked.

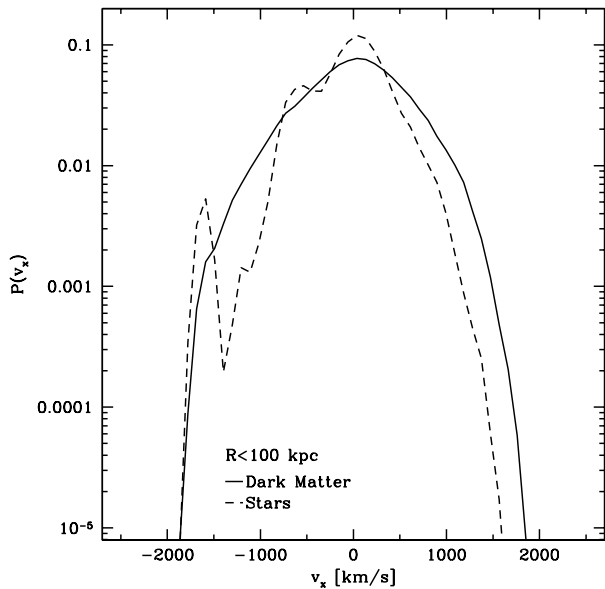


Figure 4. Velocity distribution of stars and dark matter from the simulation of a Virgo-like cluster by Martizzi *et al.* (2012). The plotted distribution is (arbitrarily) chosen to be the projected X plane, considering all particles projected within 100 kpc of the cluster center. No particles with the relative velocity of HVGC-1 ($< -2300 \text{ km s}^{-1}$) are found.

km s^{-1} relative velocity, with literally zero particles in the simulation at such an extreme velocity. This comparison should not be over-interpreted, as the simulation is not a perfect match to Virgo, but it does suggest that HVGC-1 is unlikely to be part of a virialized distribution of intracluster GCs.

5.2. A Subhalo Interaction

While HVGC-1 is probably not a normal intracluster GC, it is possible that it was recently given a “kick” through a three-body interaction with M87 and a subhalo. Velocity outliers are sometimes observed in simulations of galaxy formation due to such interactions. For example, Sales *et al.* (2007) suggested that the extreme radial velocity of the Galactic satellite Leo I could be explained if it were ejected as the lighter member of a bound pair of satellites on its first approach to the Galaxy. These simulations find that this process can generate velocities up to ~ 3 times the virial velocity (see also Ludlow *et al.* 2009).

The virial velocity of the group-scale halo surrounding M87 is only $\sim 600 \text{ km s}^{-1}$. However, that of Virgo is probably in the range $\sim 900\text{--}1300 \text{ km s}^{-1}$ (Strader *et al.* 2011a), consistent with producing an object like HVGC-1 on the first pericenter passage of an infalling subhalo. However, these extreme velocities are only expected to be observable for a short time after the impulse, so this scenario predicts that HVGC-1 must still be relatively close to the center of M87. The subhalo itself could be observable as a galaxy in the close vicinity of M87.

5.3. A Hypercompact Stellar System

Merritt *et al.* (2009) and O’Leary & Loeb (2009) predicted the existence of “hypercompact” stellar systems in galactic halos, comprised of a SMBH and a population of bound stars. These are the result of asymmetric kicks due to gravitational wave emission during the close interactions of binary BHs. However, the predicted kick velocities are generally lower than observed for HVGC-1, and the internal velocity dispersions are expected to be a significant (> 0.2) fraction of the kick velocities. Such a

large dispersion ($> 400\text{--}1000 \text{ km s}^{-1}$) far exceeds the upper limit $\lesssim 80 \text{ km s}^{-1}$ (§3.2). Further, HVGC-1 is metal-poor, while hypercompact stellar systems—originating in galaxy centers—should be metal-rich. A related scenario posits the ejection of a hypercompact stellar system in three-body SMBH interactions during multiple galaxy mergers (Kulkarni & Loeb 2012), but has a similar observational prediction (metal-rich cluster with high σ), inconsistent with HVGC-1.

5.4. An Interaction With A Binary Supermassive Black Hole

When a galaxy with a SMBH is accreted by a central cluster galaxy like M87, the BH will sink to the center via dynamical friction and form a binary SMBH. Stars that pass close enough to this binary can be ejected as hypervelocity stars (Yu & Tremaine 2003; Holley-Bockelmann *et al.* 2005). Assuming a 1:10 mass ratio, a primary mass of $6.6 \times 10^9 M_\odot$ (Gebhardt *et al.* 2011), and using the Yu (2002) formula, we find that a binary with a separation of $\lesssim 1.7 \text{ pc}$ can eject an object with a velocity $> 2300 \text{ km s}^{-1}$. The allowed separation scales with the mass ratio, so separations up to $\sim 4.5 \text{ pc}$ are feasible at fixed total mass.

The same process can apply to GCs, with the important caveat that tidal effects are important. The tidal radius of a $2 \times 10^6 M_\odot$ GC passing within 1 pc of the M87 SMBH is less than 0.1 pc , so nearly all of the stars would be stripped except for the dense central core. If instead the GC were initially more massive ($\gtrsim 10^7 M_\odot$), and the binary had a 1:3 mass ratio, then the tidal radius would be $0.3\text{--}0.4 \text{ pc}$ for a distance of $2\text{--}3 \text{ pc}$ to the BH. If the cluster were relatively dense, most of its stars would still be stripped, but the core, perhaps with $> 10^6 M_\odot$, could survive and be ejected. Numerical simulations to investigate this possibility are desirable.

We note that Batcheldor *et al.* (2010) argued that M87's SMBH is displaced from the stellar center of the galaxy, either because the BH is currently a $\sim 1:10$ mass ratio binary or because it is undergoing a damped oscillation after a kick from a BH merger. This can be taken as extremely speculative evidence for the recent existence of a binary BH at the center of M87. More concretely, GC kinematics provide evidence for a recent minor merger (Strader *et al.* 2011a; Romanowsky *et al.* 2012).

A slight variation on this scenario would be a three-body encounter between a single BH and a *binary* GC, directly analogous to the formation of Galactic hypervelocity stars. Young binary star clusters are known (e.g. Mucciarelli *et al.* 2012), though these have short coalescence times and no old binary clusters have been discovered.

5.5. The Future

While the tangential motion of HVGC-1 is unknown, its radial velocity is so extreme that it is reasonable to assume its tangential motion is smaller than its radial motion. Thus HVGC-1 is likely to be much further from the center of M87 than the projected distance of $\sim 85 \text{ kpc}$. If we assume that it originated at the center of M87, then we can calculate its inferred total velocity and compare it to the implied escape velocity for a given halo model.

Under these assumptions, we find that the total velocity of HVGC-1 is easily above that of the escape velocity of Virgo for most published halo models (e.g., Karachentsev *et al.* 2014; Rines & Diaferio 2006), which have virial masses of $4\text{--}8 \times 10^{14} M_\odot$.⁷ HVGC-1 is below escape velocity only in the unlikely case that (a) its 3-D distance is close to its projected distance; (b) the impulse was along our line-of-sight; and (c) Virgo's mass is at the upper end of the allowed range.

Therefore we can conclude that HVGC-1 either will or has escaped from the Virgo Cluster following a three-body interaction—making it the first known hypervelocity GC.

The nature of this interaction remains unclear. A distance to HVGC-1 would help constrain its origin; such a measurement may be possible using deep *Hubble Space Telescope* imaging. At its current motion of $> 2.4 \text{ Mpc/Gyr}$ it may have already left the Virgo Cluster and be sailing out into intercluster space.

Data from MMT and CFHT; help from SAO/OIR TDC. Support by NSF/AST-1211995 and AST-1109878.

REFERENCES

- Batcheldor, D., Robinson, A., Axon, D. J., Perlman, E. S., & Merritt, D. 2010, *ApJ*, 717, L6
- Binggeli, B., Popescu, C. C., & Tammann, G. A. 1993, *A&AS*, 98, 275
- Binggeli, B. 1999, *The Radio Galaxy Messier 87*, 530, 9
- Brodie, J. P., Romanowsky, A. J., Strader, J., & Forbes, D. A. 2011, *AJ*, 142, 199
- Brown, W. R., Geller, M. J., Kenyon, S. J., & Kurtz, M. J. 2005, *ApJ*, 622, L33
- Brown, W. R., Geller, M. J., & Kenyon, S. J. 2012, *ApJ*, 751, 55
- Caldwell, N., Schiavon, R., Morrison, H., Rose, J. A., & Harding, P. 2011, *AJ*, 141, 61
- Caldwell, N., Morrison, H., Kenyon, S. J., *et al.* 2010, *AJ*, 139, 372
- Dorman, C. E., Guhathakurta, P., Fardal, M. A., *et al.* 2012, *ApJ*, 752, 147
- Fabricant, D., Fata, R., Roll, J., *et al.* 2005, *PASP*, 117, 1411
- Ferrarese, L., Côté, P., Cuillandre, J.-C., *et al.* 2012, *ApJS*, 200, 4
- Forbes, D. A., Spitler, L. R., Graham, A. W., Foster, C., Hau, G. K. T., & Benson, A. 2011, *MNRAS*, 413, 2665
- Forbes, D. A., Pota, V., Usher, C., *et al.* 2013, *MNRAS*, 435, L6
- Gebhardt, K., Adams, J., Richstone, D., Lauer, T. R., Faber, S. M., Gültekin, K., Murphy, J., & Tremaine, S. 2011, *ApJ*, 729, 119
- Gwyn, S. D. J. 2008, *PASP*, 120, 212
- Holley-Bockelmann, K., Sigurdsson, S., Mihos, J. C., Feldmeier, J. J., Ciardullo, R., & McBride, C. 2005, *arXiv:astro-ph/0512344*
- Larsen, S. S. 1999, *A&AS*, 139, 393
- Lee, M. G., Park, H. S., & Hwang, H. S. 2010, *Science*, 328, 334
- Leonardi, A. J., & Rose, J. A. 2003, *AJ*, 126, 1811
- Lintott, C. J., Schawinski, K., Keel, W., *et al.* 2009, *MNRAS*, 399, 129
- Ludlow, A. D., Navarro, J. F., Springel, V., *et al.* 2009, *ApJ*, 692, 931
- Karachentsev, I. D., Tully, R. B., Wu, P.-F., Shaya, E. J., & Dolphin, A. E. 2014, *ApJ*, 782, 4
- Karachentsev, I. D., & Nasonova (Kashibadze), O. G. 2010, *Astrophysics*, 53, 32
- Kenyon, S. J., Bromley, B. C., Geller, M. J., & Brown, W. R. 2008, *ApJ*, 680, 312

⁷ Strader *et al.* (2011a) found that no standard NFW (Navarro *et al.* 1997) halo profile is fully consistent with the kinematic data for M87 and Virgo; nonetheless, HVGC-1 has already left the innermost part of Virgo, so this is less relevant.

- Kulkarni, G., & Loeb, A. 2012, MNRAS, 422, 1306
Martizzi, D., Teyssier, R., & Moore, B. 2012, MNRAS, 420, 2859
Merritt, D., Schnittman, J. D., & Komossa, S. 2009, ApJ, 699, 1690
Mucciarelli, A., Origlia, L., Ferraro, F. R., Bellazzini, M., & Lanzoni, B. 2012, ApJ, 746, L19
Muñoz, R. P., et al. 2014, ApJS, 210, 4
Navarro, J. F., Frenk, C. S., & White, S. D. M. 1997, ApJ, 490, 493
O'Leary, R. M., & Loeb, A. 2009, MNRAS, 395, 781
Park, H. S., Lee, M. G., & Hwang, H. S. 2012, ApJ, 757, 184
Pota, V., Forbes, D. A., Romanowsky, A. J., et al. 2013, MNRAS, 428, 389
Purcell, C. W., Bullock, J. S., & Zentner, A. R. 2007, ApJ, 666, 20
Rines, K., & Diaferio, A. 2006, AJ, 132, 1275
Rines, K., & Geller, M. J. 2008, AJ, 135, 1837
Romanowsky, A. J., Strader, J., Brodie, J. P., et al. 2012, ApJ, 748, 29
Rose, J. A. 1985, AJ, 90, 1927
Sales, L. V., Navarro, J. F., Abadi, M. G., & Steinmetz, M. 2007, MNRAS, 379, 1475
Schlafly, E. F., & Finkbeiner, D. P. 2011, ApJ, 737, 103
Sherwin, B. D., Loeb, A., & O'Leary, R. M. 2008, MNRAS, 386, 1179
Smith, R. J., Lucey, J. R., Hudson, M. J., Schlegel, D. J., & Davies, R. L. 2000, MNRAS, 313, 469
Strader, J., Romanowsky, A. J., Brodie, J. P., et al. 2011, ApJS, 197, 33
Strader, J., Caldwell, N., Seth, A. 2011, AJ, 142, 8
Yu, Q., & Tremaine, S. 2003, ApJ, 599, 1129
Yu, Q. 2002, MNRAS, 331, 935