

Criticality of the net-baryon number probability distribution at finite density

Kenji Morita^{a,b,d,*}, Bengt Friman^c, Krzysztof Redlich^{d,e}

^aFrankfurt Institute for Advanced Studies, Ruth-Moufang-Strasse 1, D-60438, Frankfurt am Main, Germany

^bYukawa Institute for Theoretical Physics, Kyoto University, Kyoto 606-8502, Japan

^cGSI, Helmholtzzentrum für Schwerionenforschung, Planckstrasse 1, D-64291 Darmstadt, Germany

^dInstitute of Theoretical Physics, University of Wrocław, PL-50204 Wrocław, Poland

^eExtreme Matter Institute EMMI, GSI, Planckstrasse 1, D-64291 Darmstadt, Germany

Abstract

We compute the probability distribution $P(N)$ of the net-baryon number at finite temperature and quark-chemical potential, μ , at a physical value of the pion mass in the quark-meson model within the functional renormalization group scheme. For $\mu/T < 1$, the model exhibits the chiral crossover transition which belongs to the universality class of the $O(4)$ spin system in three dimensions. We explore the influence of the chiral crossover transition on the properties of the net baryon number probability distribution, $P(N)$. By considering ratios of $P(N)$ to the Skellam function, with the same mean and variance, we unravel the characteristic features of the distribution that are related to $O(4)$ criticality at the chiral crossover transition. We explore the corresponding ratios for data obtained at RHIC by the STAR Collaboration and discuss their implications. We also examine $O(4)$ criticality in the context of binomial and negative-binomial distributions for the net proton number.

Keywords: Chiral phase transition, Conserved charge fluctuations, Probability distribution, Heavy ion collisions

1. Introduction

Fluctuations of conserved charges are promising observables for exploring critical phenomena in relativistic heavy ion collisions [1–4]. A particular role is attributed to higher order cumulants of the net baryon number and electric charge fluctuations, which in a QCD medium, can be negative near the chiral transition [5–7].

At physical values of quark masses, the phase transition in QCD is expected to change from a crossover transition at small values of the baryon chemical potential to a first-order transition at large net baryon densities. The first-order chiral phase transition, if it exists, then begins in a second-order critical point, the critical end point (CEP) [8]. Owing to the divergent correlation length at the CEP [7], and the spinodal phase separation in a non-equilibrium first-order transition [9], one expects large fluctuations of the net-baryon number in heavy ion collisions, at beam energies where the system passes through the first-order phase boundary or close to the CEP.

The conjectured existence of a CEP in the QCD phase diagram has so far not been confirmed by lattice QCD calculations (LQCD) [10, 11]. At small values of the quark chemical potential, $\mu_q/T < 1$, LQCD exhibits a chiral crossover transition. There are indications that, in the chiral limit for light quarks, the QCD transition belongs to the universality class of 3-dimensional $O(4)$ spin systems [12, 13]. Thus, a promising approach for probing the phase boundary in heavy ion collisions, is to explore the fluctuations of the chiral phase transition, assuming $O(4)$ criticality. Owing to the proximity of the

chemical freeze-out to the chiral crossover at small values of the baryonic chemical potential, one may expect that the critical fluctuations are reflected in the data on conserved charges [14]. A baseline for the cumulants of charge fluctuations is provided by the hadron resonance gas (HRG) model, which reproduces the particle yields at chemical freeze-out in heavy ion collisions [15], as well as the LQCD equation of state in the hadronic phase [16, 17].

At the CEP, which is expected to belong to 3d $Z(2)$ universality class, the second and higher order cumulants diverge. By contrast, at a chiral phase transition belonging to the $O(4)$ universality class, at vanishing baryon chemical potential, low-order cumulants remain finite, while the sixth and higher order cumulants diverge¹. For non-zero quark masses, the divergences are replaced by a rapid variation of the cumulants near the crossover temperature, including changes of sign [18].

The fluctuations of the net-baryon number, more precisely of the net-proton number, were measured in heavy ion collisions by STAR collaboration at RHIC [19–22]. Data on the mean (M), variance (σ), skewness (S) and kurtosis (κ) of the net-proton number were obtained in a broad energy range and for different centralities. These observables are linked to the cumulants χ_n of the net-baryon number, and are accordingly modified by the critical chiral dynamics.

The most recent STAR data show that, while the ratio $\sigma^2/M = \chi_2/\chi_1$ is consistent with the HRG result in central collisions, differences are found in the products $S\sigma = \chi_3/\chi_1$ and $\kappa\sigma^2 = \chi_4/\chi_2$. The deviations in the latter are small at the top RHIC

*Corresponding author

Email address: morita@fias.uni-frankfurt.de (Kenji Morita)

¹For $\mu \neq 0$, diverging cumulants appear already at third order.

energy, increase with the order of the cumulants at fixed collision energy, and show a non-monotonic dependence on the energy with a maximum at $\sqrt{s_{NN}} \simeq 19$ GeV. In the $O(4)$ universality class one expects² $\chi_4/\chi_2 < 1$, while in $Z(2)$ this ratio is expected to be larger than unity [23]. Thus, the systematics of the ratios of cumulants in central Au-Au collisions, as measured by STAR [22], indicate that the observed deviations of the net proton number fluctuations from the HRG values may be attributed to $O(4)$ criticality at the phase boundary, at least for $\sqrt{s_{NN}} \geq 19$ GeV.

The cumulants of a conserved charge are given by appropriate combinations of moments of the corresponding probability distribution. Thus, the behavior of cumulants near criticality must be reflected in the properties of the probability distribution. Moreover, it is expected that the critical behavior of the probability distribution depend on the universality class. Indeed, we have recently shown, that the structure of the probability distribution for the net baryon number depends on the properties of the critical chiral fluctuations [23, 24]. In particular, we have argued, that at vanishing chemical potential, the residual $O(4)$ critical fluctuation at physical pion mass leads to narrowing of the probability distribution relative to the Skellam function. This corresponds to a negative structure of the sixth order cumulant at the chiral crossover transition [24].

In this paper, we extend our previous studies to non-zero chemical potential and propose a method for identifying the characteristic properties of the net baryon probability distribution, which are responsible for the critical behavior of the cumulants at the chiral transition. We apply this method to the net proton probability distributions obtained by the STAR collaboration in central Au-Au collisions at $\sqrt{s_{NN}} \geq 19$ GeV. We also critically examine the question whether $O(4)$ criticality can be captured by assuming that the baryon and antibaryon multiplicities are described by binomial or negative binomial distributions.

In this paper, we show that the (suitably rescaled) ratio of the net baryon probability distribution to the corresponding Skellam function, reveals the critical narrowing of the probability distribution, which is characteristic for the $O(4)$ scaling.

2. The net-baryon number probability distribution

In the grand canonical ensemble specified by temperature T , subvolume V and chemical potential μ , the probability distribution for the conserved charge N , is given by

$$P(N; T, V, \mu) = \frac{Z(T, V, N) e^{\mu N/T}}{\mathcal{Z}(T, V, \mu)}, \quad (1)$$

where the canonical partition function $Z(T, V, N)$ is obtained e.g. by a projection of the grand partition function $\mathcal{Z}(T, V, \mu)$,

$$Z(T, V, N) = \frac{1}{2\pi} \int_0^{2\pi} d\left(\frac{\mu_I}{T}\right) e^{-iN \frac{\mu_I}{T}} \mathcal{Z}(T, V, \mu = i\mu_I). \quad (2)$$

²Although the results of [23] were obtained in the chiral limit, it is plausible that they remain valid also for physical values of the quark masses.

In the HRG the probability distribution of the net-baryon number is, within the Boltzmann approximation, given by the Skellam function [21, 25]

$$P^S(N) = \left(\frac{b}{\bar{b}}\right)^{N/2} I_N(2\sqrt{b\bar{b}}) e^{-(b+\bar{b})} \quad (3)$$

where $b = \langle N_b \rangle$ and $\bar{b} = \langle N_{\bar{b}} \rangle$ are the thermal averages of the number of baryons and anti-baryons, respectively.

The HRG model reproduces the particle yields in heavy ion collisions in a broad energy range from SIS to LHC. Furthermore, it describes the equation of state obtained in LQCD, as well as the first and second order cumulants of the net baryon number for temperatures below the chiral crossover temperature. On the other hand, as suggested in [18], the *deviation* of higher order cumulants and their ratios from the HRG results provides a potential signature for criticality at the phase boundary.

These considerations indicate, that the probability distribution of the HRG, the Skellam function, offers an appropriate baseline for $P(N)$. Indeed, for small N , where the probability distribution is fixed by the non-critical lowest order cumulants the Skellam function provides a good approximation to $P(N)$. On the other hand, for large N the two distributions differ, since the critical fluctuations modify the tail of the distribution, which in turn determines the higher cumulants. Thus, it is natural to consider the Skellam function as a reference for identifying criticality in the probability distribution of the net-baryon number [21]. Specifically, we show that the ratio of $P(N)$ to the Skellam function exposes the effect of critical fluctuations.

We extract the characteristic features of the probability distribution near the chiral crossover transition within the $O(4)$ universality class by applying the Functional Renormalization Group (FRG) approach to the quark-meson (QM) model [26–28]. The QM model exhibits the relevant chiral symmetry of QCD, and belongs to the same $O(4)$ universality class [29, 30].

The Lagrangian density in the QM model, reads

$$\mathcal{L} = \bar{q}[i\gamma_\mu \partial^\mu - g(\sigma + i\gamma_5 \vec{\tau} \cdot \vec{\pi})]q + \frac{1}{2}(\partial_\mu \sigma)^2 + \frac{1}{2}(\partial_\mu \vec{\pi})^2 - \frac{1}{2}m^2 \phi^2 + \frac{\lambda}{4} \phi^4 - h\sigma, \quad (4)$$

where q and \bar{q} denote the quark and anti-quark field coupled with the $O(4)$ chiral meson multiplet $\phi = (\sigma, \vec{\pi})$. The last three terms in Eq. (4) constitute the mesonic potential with the symmetry breaking term.

The thermodynamic potential is calculated in the QM model, within the FRG approach [26]. Applying the optimized regulator to the exact flow equation for the effective average action in the local potential approximation [26], the flow equation for the scale dependent thermodynamic potential density Ω_k , reads [5]

$$\partial_k \Omega_k(\rho) = \frac{k^4}{12\pi^2} \left[\frac{3}{E_\pi} \{1 + 2n_B(E_\pi)\} + \frac{1}{E_\sigma} \{1 + 2n_B(E_\sigma)\} - \frac{24}{E_q} \{1 - n_F(E_q^+) - n_F(E_q^-)\} \right], \quad (5)$$

where $\rho = (\sigma^2 + \vec{\pi}^2)/2$ is the reduced field variable and n_F and n_B are the Fermi and Bose distribution functions, respectively. The single particle energies of π , σ and q are given by: $E_\pi = \sqrt{k^2 + \bar{\Omega}'_k}$, $E_\sigma = \sqrt{k^2 + \bar{\Omega}'_k + 2\rho\bar{\Omega}''_k}$, and $E_q^\pm = \sqrt{k^2 + 2g^2\rho} \pm \mu$, where $\bar{\Omega}'_k$ and $\bar{\Omega}''_k$ denote the first and the second derivatives of $\bar{\Omega}_k = \Omega_k + h\sqrt{2\rho_k}$, with respect to ρ .

The full thermodynamic potential is given by the minimum of $\Omega_{k \rightarrow 0}(\rho)$. We solve the flow equation (5) numerically by making use of the Taylor expansion method [5, 31]. At the ultraviolet cutoff scale $k = \Lambda = 1$ GeV, the initial condition $\Omega_\Lambda(\rho)$ is fixed so as to reproduce the physical pion mass $m_\pi = 135$ MeV, and the sigma mass $m_\sigma = 640$ MeV. The strength of the Yukawa coupling is fixed to be $g = 3.2$ by the constituent quark mass $M_q(T = \mu = 0) = g\sigma_{k=0}(T = \mu = 0) = 300$ MeV, with $\sigma_{k=0}(T = \mu = 0) = f_\pi = 93$ MeV.

To avoid the unphysical behavior of thermodynamic quantities at high temperatures, we include the higher momentum contributions, beyond the cutoff scale Λ , by accounting for the μ - and T -dependent thermodynamic potential obtained through the flow equation for a non-interacting gas of quarks and gluons [5, 32]. The probability distribution $P(N)$ is then obtained from Eqs. (1) and (2), with $\mathcal{Z} = \exp(-\Omega_{k \rightarrow 0}/T)$.

In Ref. [24], the FRG approach was applied to compute $P(N)$ of the net-baryon number within the QM model at $\mu = 0$. In the present paper, we extend these studies to finite chemical potential and identify the qualitative structures of the net baryon probability distribution which are due to $O(4)$ criticality at the chiral crossover transition. We also evaluate the ratio of the data on the net proton probability distribution [22] to the Skellam function and discuss the results in the light of the theoretical considerations.

In general, the probability distribution $P(N)$ depends on the volume parameter. However, as shown in [24], the volume dependence of the re-scaled distribution $\sqrt{V}P(N)/\sqrt{V}$ is strongly reduced. This approximate scaling is valid for both the Skellam function, and the $P(N)$ calculated within the QM model for sufficiently large VT^3 , and is exact for a Gaussian distribution. Thus, in the ratios of $P(N)$ and Skellam, the leading volume dependence is cancelled. At finite density where $M > 0$, the scaling property holds for $\delta N = N - M$, after shifting the mean.

In order to compute the cumulants χ_n reliably, knowledge of the probability distribution $P(N)$ for sufficiently large $|\delta N| = |N - M|$ is needed. For a given order n , it is sufficient to know the distribution $P(N)$ for $|\delta N| \leq N_n$, where N_n grows with n and with the volume of the system [24]. In the $O(4)$ universality class and at $\mu = 0$, χ_6 is the first cumulant which exhibits criticality. Thus, to be able to identify criticality in the distribution, we need to know $P(N)$ in the range needed to obtain a converged result for χ_6 , i.e. for $|\delta N| < N_6$. For a given volume, N_6 is determined by requiring that the sixth cumulant of the Skellam function is reproduced. As expected, we find that N_6 to a good approximation scales with \sqrt{V} . Thus, in a plot of the ratio of $P(N)$ to the Skellam function as a function of $\delta N/N_6$, criticality is characterized by deviations from unity for $|\delta N/N_6| \lesssim 1$.

In Figure 1(a) we show the ratio of $P^{FRG}(N)$, computed in

the quark-meson model at $\mu = 0$ within the FRG approach [24], and the Skellam distribution $P^S(N)$, with the same variance, as a function of $\delta N/N_6$. The results are shown for different temperatures T/T_{pc} , where T_{pc} is the chiral crossover or pseudocritical temperature.

This ratio exhibits a characteristic dependence on temperature, as T_{pc} is approached from below. For $T \simeq T_{pc}$, the ratio $P^{FRG}(N)/P^S(N)$ is less than unity, indicating a narrowing of the probability distribution for larger $|\delta N|$, owing to $O(4)$ criticality. Indeed, the decrease of the probability ratio for $\delta N/N_6 \simeq 1$ near T_{pc} is responsible for the negative values of χ_6 , which are characteristic of the chiral crossover transition in the $O(4)$ universality class [24]. We note, that the narrowing of $P^{FRG}(N)$ for smaller values of $\delta N/N_6$, seen in Fig. 1(a), can be partly attributed to the non-critical reduction of χ_4 . However, the smoothly decreasing tail of $P(N)$, close to $|\delta N/N_6| \lesssim 1$, is entirely due to $O(4)$ criticality, resulting in the characteristic shape and the negative structure of χ_6 . Consequently, shrinking probability distribution, relative to the Skellam one, can indeed be considered as a necessary condition for $O(4)$ criticality [24].

At finite chemical potential, the probability distribution $P(N)$ of the net-baryon number, is no longer symmetric around the mean. Thus, it is not a priori clear, how the distribution is modified by $O(4)$ criticality.

The asymmetry of $P(N)$ at $\mu \neq 0$, appears due to the fugacity factor $e^{\mu N/T}$ in Eq. (1), which suppresses the contribution from $N < 0$ and enhances that from $N > 0$. Consequently, at finite chemical potential, the tail of the probability distribution $P(N)$ is enhanced, and criticality is expected to appear at smaller $|\delta N|$, and thus also in lower order cumulants.

Figure 1(b) shows the ratio $P^{FRG}(N)/P^S(N)$ obtained in the QM model at $\mu = 50$ MeV. Below the pseudo critical temperature T_{pc} , the distribution is asymmetric, with an enhanced tail relative to the Skellam function for positive and a suppressed tail for negative values of δN . However, as T_{pc} is approached, there is a qualitative change of the properties of the distribution, resulting in a narrowing for positive δN . Moreover, a comparison of Figs. 1(a) and (b) shows that at finite μ the narrowing of $P(N)$ begins at smaller values of $\delta N/N_6$. The stronger narrowing of the distribution is consistent with the fact that at finite μ , already the third cumulant exhibits $O(4)$ critical behavior [18]. On the other hand, for negative δN the ratio of the distributions exhibits the opposite behavior, reflecting the asymmetry of the probability distribution at non-zero net baryon density.

At finite chemical potential and at large $|\delta N|$, the calculations of $P(N)$ are difficult due to the oscillating nature of the integrand in the projection on the canonical partition function (2). The numerical integration yields reliable results only up to $\delta N/N_6 \leq 0.6$. Consequently, the complete χ_6 cannot be reconstructed due to insufficient information on the tail of the distribution. Nevertheless, the narrowing of the probability ratio shown in Fig. 1(b) clearly exhibits the characteristic features of $P(N)$, which are due to $O(4)$ criticality. Evidently the deviation of $P^{FRG}(N)/P^S(N)$ from unity near $T_{pc}(\mu)$ will grow with increasing $|\delta N/N_6|$ and μ .

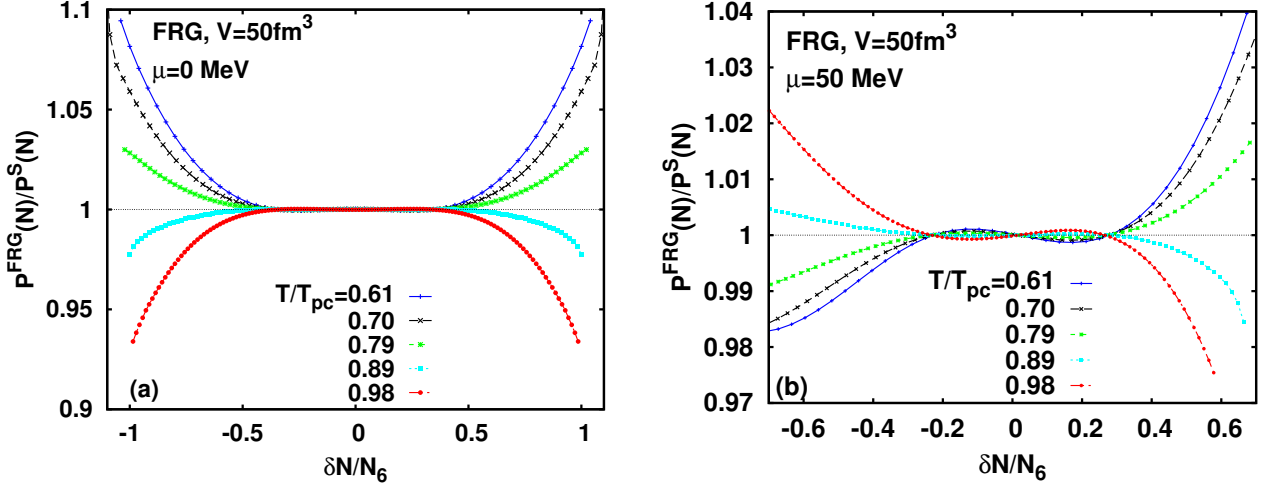


Figure 1: The ratio of the probability distribution obtained in the quark-meson model $P^{FRG}(N)$ and the Skellam distribution $P^S(N)$ with the same mean and variance as $P^{FRG}(N)$. In the left panel (a) shows the ratio at $\mu = 0$ for different temperatures T/T_{pc} , expressed in units of the pseudocritical temperature T_{pc} , while in the right panel (b) shows the same ratio at $\mu = 50$ MeV. The quantities δN and N_6 are introduced in the text.

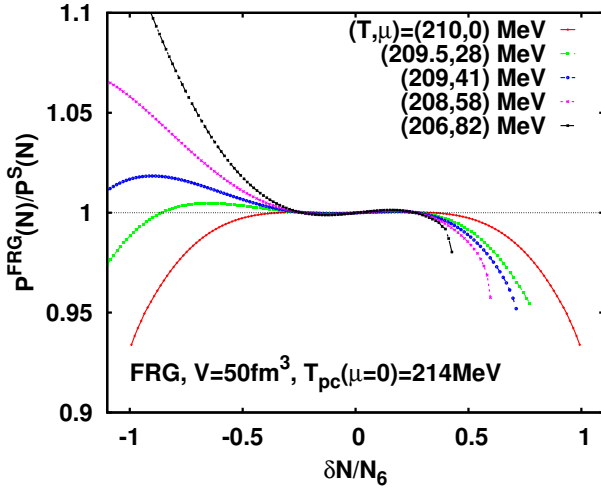


Figure 2: The probability ratio $P^{FRG}(N)/P^S(N)$ in a set of points in the (T, μ) plane. The points lie on an approximate freeze-out line, specified in the text.

3. O(4) criticality in heavy ion collisions

In heavy ion collisions, particle yields, charge densities and their variance are described consistently by the HRG model on the same chemical freeze-out line in the (T, μ_B) -plane [14, 22, 33]. For a given collision energy one can identify a unique point on the freeze-out line. If the freeze-out takes place sufficiently close to the chiral crossover transition, the critical fluctuations are expected to leave a characteristic imprint on the cumulants and on the corresponding probability distribution.

In Fig. 2 we illustrate the expected structure of the probability distribution at chemical freeze-out by showing the QM model results for $P^{FRG}(N)/P^S(N)$ at a set of points in the (T, μ) plane. They lie on the approximate freeze-out line, defined by requiring the same variance per unit volume of the net baryon

number as in the $\mu = 0$ point. The μ dependence of the ratios, with a narrowing of the distribution for positive and a broadening for negative δN with increasing μ is characteristic for the critical region. As shown in Fig. 1, the distribution in a non-critical system exhibits the opposite trend, with a broadening for positive and a narrowing for negative δN .

In general, the measurement of higher order cumulants, which are particularly sensitive to criticality, need high statistics owing to the increasing importance of the tail of the distribution. Furthermore, the experimental conditions, such as acceptance corrections, must be under control in order to make a meaningful comparison of the measured cumulants and their probability distribution with theoretical predictions [34–36].

Recently the STAR Collaboration has published extensive results on the probability distribution of the net-proton number $\Delta N_p = N_p - N_{\bar{p}}$ and the corresponding cumulants up to the fourth order, obtained in heavy ion collisions [22]. Also preliminary results on the sixth order cumulant have been presented by STAR for several collision energies and centralities [36].

While the cumulant ratios measured by STAR [22] were efficiency corrected and tested against possible modifications due to volume fluctuations and accepted kinematical windows, the data on the probability distributions of the net proton number are uncorrected. Furthermore, in the model calculations, the net baryon number rather than the net proton number measured by the STAR collaboration, is considered. We assume, that the criticality due to chiral symmetry restoration, which appears in the net baryon number is also reflected in fluctuations of the net proton number. However, as shown in Refs. [37] and [38], the quantitative differences between cumulants of the net baryon and the net proton number are not excluded. Therefore, the significance of a direct comparison of model predictions with the measured probability distribution is *a priori* not clear-cut. Here we assume the isospin invariance such that the net baryon number fluctuations are equivalent to those of net proton number

and invoke the generic properties of the probability distribution of the net baryon number due to $O(4)$ criticality found in the QM model persist in the net proton number probability distribution.

Nevertheless, we have verified that the data on $P(\Delta N_p)$ obtained by STAR [22] are dominated by physics. The contribution of volume fluctuations to the data is small, as demonstrated by the approximate scaling of $P(\Delta N_p)$ with the standard deviation σ in central and semi central collisions, for $\sqrt{s_{NN}} \geq 19\text{GeV}$. This scaling holds also for the Skellam and $P^{(FRG)}(N)$ distributions for sufficiently large volumes. Moreover, the ratios of cumulants computed directly from the uncorrected $P(\Delta N_p)$ data [22], exhibit similar systematics as the efficiency corrected ratios. These tests indicate that the data may yield at least a qualitative indication whether the measured distribution exhibits criticality or not.

In Fig. 3 we show the probability ratio $P(\Delta N_p)/P^S(\Delta N_p)$ obtained from the uncorrected data [22] in the highest centrality bin, for $\sqrt{s_{NN}} = 200, 62.4, 39, 27$ and 19.6GeV . The probability ratio is constructed using the same method as in Fig. 1. In order to avoid large uncertainties, we have restricted the data to those with more than 100 events. Consequently, the probability distributions are limited to $|\delta N/N_6| < 0.5$. This implies, that the present statistics does not allow for a reliable estimate of the sixth order cumulant. Nonetheless, the ratios in Fig. 3 clearly exhibit a structure qualitatively similar to that shown in Figs. 1 and 2 which is a reflection of the underlying $O(4)$ criticality. In particular, the characteristic narrowing of the probability distribution relative to the Skellam function for positive δN , and early drop of the ratio below unity for $\sqrt{s} = 19.6\text{GeV}$, are characteristic signatures for $O(4)$ criticality at non-zero chemical potential.

There are several potential contributions to the cumulants and the probability distribution from sources other than critical fluctuations [37, 39–41], as well as experimental issues e.g. regarding efficiency corrections [42]. Thus, a final conclusion on the criticality of $P(\Delta N_p)$ can be drawn only once the role of these effects has been sorted out.

In [22], the cumulant ratios $S\sigma$ and $\kappa\sigma^2$ are analyzed with efficiency and centrality bin width corrections. By constructing $S\sigma$ and $\kappa\sigma^2$ from the uncorrected $P(N)$ data discussed above, we have found that the deviations from Skellam distribution are slightly smaller than that seen in the corrected ratios. However the systematics and the energy dependence is almost the same. Therefore, we regard the results shown in Fig. 3 as the lower limit for possible deviations from the Skellam function. We stress, that the present method provides a transparent framework, where such corrections can be included. If the narrowing of $P(\Delta N_p)$ relative to the Skellam, as seen in Fig. 3, is still observed after these corrections are included, then this will provide potential evidence for remnants of the chiral crossover transition in experimental data.

4. $O(4)$ criticality and binomial distributions

In order to reveal the $O(4)$ criticality in the net baryon number probability distribution and in the corresponding cumulants

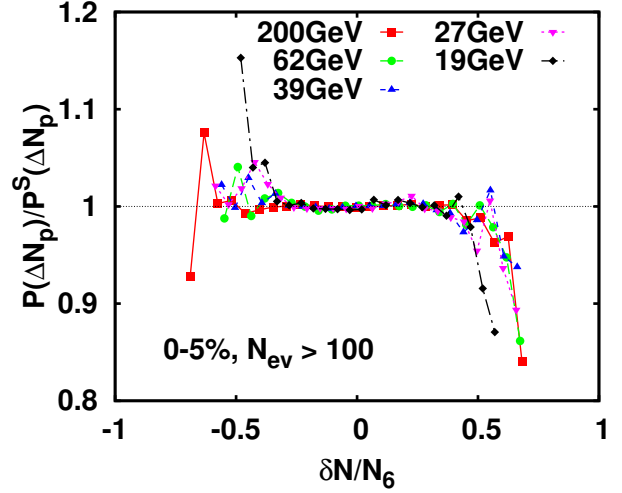


Figure 3: Ratios of the efficiency uncorrected probability distributions of the net-proton number $P(\Delta N_p)$ by STAR Collaboration [22] to the Skellam function $P^S(\Delta N_p)$ with the same mean and variance as $P(\Delta N_p)$. The data are for the most central Au-Au collisions, with the number of events $N_{ev} > 100$.

we have used the Skellam distribution as a reference. The Skellam function is the natural choice, since in heavy ion collisions data on particle yields, as well as the QCD thermodynamics, are well reproduced by the hadron resonance gas partition function. In the HRG, baryons multiplicity is distributed according to Poisson and the net-charge distribution is then given by the Skellam function.

However, it has been shown that the lowest cumulants of the net proton fluctuations and the corresponding probability distributions obtained by the STAR Collaboration are consistent also with negative binomial (NBD) or binomial (BD) distributions [22, 43]. Thus, it is of interest to verify to what extent these distributions can describe critical fluctuations at the chiral transition. This study can be done within the QM model, where the $O(4)$ critical structure of the cumulants and the corresponding probability distribution are manifest.

In the case of NBD or BD, the net-baryon probability distribution is constructed assuming independent emission of baryons and antibaryons,

$$P^{NBD}(n; r, p) = \frac{\Gamma(n+r)}{n!\Gamma(r)} p^n (1-p)^r, \quad (6)$$

$$P^{BD}(n; r, p) = \frac{\Gamma(r+1)}{n!\Gamma(r-n+1)} p^n (1-p)^{r-n}, \quad (7)$$

with n being the number of baryons or antibaryons. For $\mu = 0$, the property of the net-baryon $P(N)$ is uniquely determined by two parameters (r, p), characterizing the NBD or BD. Using the

additive property of the cumulants, one finds

$$\chi_2^{\text{NBD}} = \frac{2rp}{(1-p)^2}, \quad (8)$$

$$\chi_4^{\text{NBD}} = \frac{2rp(6p + (1-p)^2)}{(1-p)^4}, \quad (9)$$

$$\chi_6^{\text{NBD}} = \frac{2rp(1 + 26p + 66p^2 + 26p^3 + p^4)}{(1-p)^6}, \quad (10)$$

and

$$\chi_2^{\text{BD}} = 2rp(1-p), \quad (11)$$

$$\chi_4^{\text{BD}} = 2rp(1-p)(1-6p+6p^2), \quad (12)$$

$$\chi_6^{\text{BD}} = 2rp(1-p)(1-30p+150p^2-240p^3+120p^4). \quad (13)$$

We construct the reference NBD/BD, which has the same χ_2 and χ_4 as the $O(4)$ distribution obtained in the QM model within the FRG method³.

From Eqs. (8)-(13), it is clear, that $\chi_4/\chi_2 > 1$ for NBD and $\chi_4/\chi_2 < 1$ for BD. For $\chi_4/\chi_2 = 1$, both distributions are reduced to the Skellam function for $r \rightarrow \infty$ and $p \rightarrow 0$. Therefore, we use NBD for temperatures where $\chi_4/\chi_2 > 1$ and BD for $\chi_4/\chi_2 < 1$. This implies, in particular, that NBD cannot describe fluctuations around T_{pc} , where $\chi_4/\chi_2 < 1$.

Figure 4 shows the ratios χ_4/χ_2 and χ_6/χ_2 obtained in the QM model as functions of temperature near T_{pc} and at $\mu = 0$. Also shown are the corresponding ratios obtained from the NBD/BD distributions, where the parameters (r, p) are fixed so as to reproduce χ_2 and χ_4 . Clearly the ratio χ_6/χ_2 , in particular the negative values near T_{pc} , are not reproduced by the binomial distribution. We therefore conclude that the NBD/BD distributions clearly fail to describe the critical fluctuations near the chiral transition.

At $\mu \neq 0$, the baryon and antibaryon distributions are different, so that there are two sets of parameters (r, p) in the NBD/BD, one for protons and one for antiprotons. Thus, in principle, one may construct a reference distribution for the net baryon number, $P(N)$, which reproduces the four leading cumulants⁴, i.e. χ_n with $n = 1, 2, 3, 4$, ignoring the fact that at non-zero μ , χ_3 and χ_4 may be affected by criticality. We stress that it is unclear whether these parameters also yield a good description of the baryon and antibaryon distributions. Moreover, also in this case, the NBD/BD distributions that reproduce the leading cumulants, cannot describe higher order ones, χ_n with $n > 4$, nor the tail of distribution, $P(N)$. Thus, an unambiguous verification of critical fluctuations in heavy ion collisions, requires knowledge of the tail of net proton distribution $P(N)$, so that the sixth order cumulant can be determined reliably, although at non-zero μ , an indication of criticality may be exposed in cumulants of lower order.

³We assume that the NBD/BD distribution provides an optimal description of the non-critical observables, the baryon and antibaryon distributions as well as the first two non-zero cumulants. In general, the situation is less favorable [43].

⁴Note, however, that $-1/2 \leq \chi_4/\chi_2 < 1$ and $-7/8 \leq \chi_6/\chi_2 < 1$ in BD.

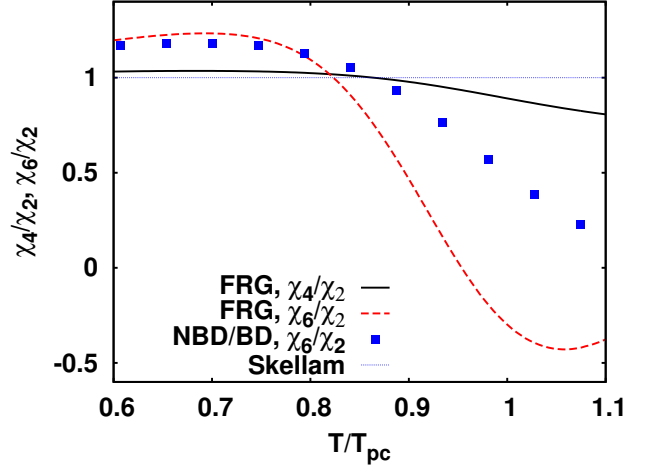


Figure 4: Ratios of cumulants computed in the quark-meson model at $\mu = 0$ within the FRG approach. Also shown is the χ_6/χ_2 ratio obtained from the binomial (BD) and negative binomial (NBD) distributions with parameters fixed so as to reproduce the model results for χ_2 and χ_4 . The temperature is normalized to the pseudocritical temperature T_{pc} .

5. Concluding remarks

We have discussed the properties of the net-baryon number probability distribution $P(N)$ near the chiral crossover transition at vanishing and at finite baryon chemical potential. The critical properties of $P(N)$ in the quark-meson model were obtained within the functional renormalization group approach. In the chiral limit this model exhibits a second order phase transition belonging to $O(4)$ universality class in three dimensions.

At the physical value of the pion mass, the $O(4)$ criticality is reflected in the tail of the distribution $P(N)$. We have shown that the ratio of $P(N)$ to the Skellam function $P^S(N)$, constructed with the same mean M and variance as $P(N)$, clearly exhibits the influence of the $O(4)$ criticality on the probability distribution.

We have shown that at vanishing chemical potential there is a characteristic reduction of this ratio below unity near the phase boundary. At finite chemical potential, the ratio $P(N) / P^S(N)$ exhibits a characteristic asymmetry in $\delta N = N - M$. For $\delta N < 0$, the probability ratio is enhanced near the $O(4)$ pseudocritical point, while for $\delta N > 0$ it is suppressed. The asymmetry of the distribution is enhanced with increasing μ along the freeze-out line.

The relevance of our results for heavy ion experiments was discussed. In particular, we have computed the corresponding probability ratios for the efficiency uncorrected net proton number obtained by the STAR Collaboration, and discussed their interpretation. We have also demonstrated that $O(4)$ criticality, in particular its reflection in higher cumulants of the net baryon number, is not consistent with a description of the baryon and antibaryon multiplicities in terms of binomial or negative-binomial distributions.

Finally we stress that an unambiguous identification of $O(4)$ chiral criticality on the phase boundary, requires high statistics

data on the net proton probability distribution over a range in δN that allows a reliable determination of the sixth order cumulant.

Acknowledgement

We thank X. Luo and Nu Xu for valuable discussions and for providing numerical data of the STAR Collaboration. We also acknowledge stimulating discussions with P. Braun-Munzinger, F. Karsch, V. Koch, A. Ohnishi, C. Sasaki and V. Skokov. We acknowledge the support of EMMI for the EMMI Rapid Reaction Task Force on “Probing the Phase Structure of Strongly Interacting Matter with Fluctuations” where part of this work was done. KM and KR acknowledge the Yukawa Institute for Theoretical Physics, Kyoto University, where this work was developed during the YITP Workshop YITP-T-13-05 on “New Frontiers in QCD 2013”. KM was supported by HIC for FAIR, the Yukawa International Program for Quark-Hadron Sciences at Kyoto University, by the Grant-in-Aid for Scientific Research from JSPS No.24540271 and by the Grant-in-Aid for Scientific Research on Innovative Areas from MEXT (No. 24105008). KR and KM acknowledge partial support of the Polish Science Foundation (NCN), under Maestro grant 2013/10/A/ST2/00106. The work of BF is supported in part by EMMI.

References

References

- [1] M. Stephanov, K. Rajagopal, E. Shuryak, Phys. Rev. D 60 (1999) 114028.
- [2] M. Asakawa, U. W. Heinz, B. Müller, Phys. Rev. Lett. 85 (2000) 2072.
- [3] S. Jeon, V. Koch, Phys. Rev. Lett. 85 (2000) 2076.
- [4] Y. Hatta, M. A. Stephanov, Phys. Rev. Lett. 91 (2003) 102003.
- [5] V. Skokov, B. Stokic, B. Friman, K. Redlich, Phys. Rev. C 82 (2010) 015206.
- [6] M. A. Stephanov, Phys. Rev. Lett. 102 (2009) 032301.
- [7] M. A. Stephanov, Phys. Rev. Lett. 107 (2011) 052301.
- [8] M. Asakawa, K. Yazaki, Nucl. Phys. A504 (1989) 668.
- [9] C. Sasaki, F. Friman, K. Redlich, Phys. Rev. D 77 (2008) 034024.
- [10] P. de Forcrand, Proc. Sci. LAT2009 (2009) 010.
- [11] P. de Forcrand, O. Philipsen, JHEP 0701 (2007) 077.
- [12] R. D. Pisarski, F. Wilczek, Phys. Rev. D 29 (1984) 338.
- [13] S. Ejiri, F. Karsch, E. Laermann, C. Miao, S. Mukherjee, P. Petreczky, C. Schmidt, W. Soeldner, W. Unger, Phys. Rev. D 80 (2009) 094505.
- [14] F. Karsch, K. Redlich, Phys. Lett. B 695 (2011) 136.
- [15] P. Braun-Munzinger, K. Redlich, J. Stachel, in: R. C. Hwa, X. N. Wang (Eds.), Quark-Gluon Plasma 3, World Scientific, 2004.
- [16] S. Borsányi, G. Endrődi, Z. Fodor, A. Jakovác, S. D. Katz, S. Krieg, C. Ratti, K. K. Szabó, JHEP 1011 (2010) 077.
- [17] P. Huovinen, P. Petreczky, Nucl. Phys. A837 (2010) 26.
- [18] B. Friman, F. Karsch, K. Redlich, V. Skokov, Eur. Phys. J. C 71 (2011) 1694.
- [19] M. M. Aggarwal, et al., Phys. Rev. Lett. 105 (2010) 022302.
- [20] X. Luo, Nucl. Phys. A904-905 (2013) 911c.
- [21] P. Braun-Munzinger, B. Friman, F. Karsch, K. Redlich, V. Skokov, Phys. Rev. C 84 (2011) 064911.
- [22] L. Adamczyk, et al., Phys. Rev. Lett. 112 (2014) 032302.
- [23] K. Morita, V. Skokov, B. Friman, K. Redlich, Eur. Phys. J. C 74 (2013) 2706.
- [24] K. Morita, B. Friman, K. Redlich, V. Skokov, Phys. Rev. C 88 (2013) 034903.
- [25] J. G. Skellam, Journal of the Royal Statistical Society Series A 109 (1946) 3.
- [26] C. Wetterich, Phys. Lett. B 301 (1993) 90.
- [27] J. Berges, N. Tetradis, C. Wetterich, Phys. Rept 363 (2002) 223.
- [28] B. Delamotte (2007). [arXiv:cond-mat/0702365](https://arxiv.org/abs/cond-mat/0702365).
- [29] B. J. Schaefer, J. Wambach, Nucl. Phys. 757 (2005) 479.
- [30] B. Stokic, B. Friman, K. Redlich, Eur. Phys. J. C 67 (2010) 425.
- [31] B. Stokic, B. Friman and K. Redlich, Phys. Lett. B 673, 192 (2009).
- [32] J. Braun, H. -J. Pirner, K. Schwenzer, Phys. Rev. D 70 (2004) 085016.
- [33] J. Cleymans, H. Oeschler, K. Redlich, S. Wheaton, Phys. Rev. C 73 (2006) 034905.
- [34] X. Luo, J. Phys.: Conf. Ser. 316 (2011) 012003.
- [35] X. Luo, J. Phys. G: Nucl. Part. Phys. 39 (2012) 025008.
- [36] L. Chen, Nucl. Phys. A904-905 (2013) 471c.
- [37] M. Kitazawa, M. Asakawa, Phys. Rev. C 86 (2012) 024904.
- [38] M. Nahrgang, M. Bluhm, P. Alba, R. Bellwied, C. Ratti, arXiv:1402.1238.
- [39] A. Bzdak, V. Koch, V. Skokov, Phys. Rev. C 87 (2013) 014901.
- [40] A. Bzdak, V. Koch, Phys. Rev. C 86 (2012) 044904.
- [41] H. Ono, M. Asawaka, M. Kitazawa, Phys. Rev. C 87 (2013) 041901(R).
- [42] A. H. Tang, G. Wang, Phys. Rev. C 88 (2013) 024905.
- [43] T. J. Tarnowsky and G. D. Westfall, Phys. Lett. B 724 (2013) 51.