



Calibration of stellar and atmospheric models using the Hyades

Taisiya G. Kopytova^{1,2}, Wolfgang Brandner¹, Siegfried Röser³, Elena Schilbach³ and Nicola Da Rio⁴

- ¹ Max-Planck Institut für Astronomie, Königstuhl 17, 69117 Heidelberg, Germany, e-mail: kopytova@mpia.de
- ² International Max-Planck Research School for Astronomy and Cosmic Physics at the University of Heidelberg, IMPRS-HD, Germany
- ³ Astronomisches Rechen-Institut, Zentrum für Astronomie der Universität Heidelberg, Mönchhofstr. 12-14, 69120 Heidelberg, Germany
- ⁴ European Space Research and Technology Centre, Keplerlaan 1, 2200 AG Noordwijk, Netherlands

Abstract. Calibration and benchmarking of evolutionary and atmospheric models is essential for the study of low-mass stars and brown dwarfs, as for isolated objects these models are the only way to determine basic parameters like mass and age. The Hyades star cluster with an age of around 625 Myr and located at the distance of ~ 45 pc, is the most accessible cluster in the solar neighborhood. Röser et al. (2011) establish a list of 724 likely Hyades members. Using available literature data (HST, HIPPARCOS, WDS, Patience et al. 1998, Mermilliod et al. 2009, Morzinski 2011) and our own lucky imaging observations with AstraLux at the 2.2m telescope in Calar Alto, we establish a single-star sequence containing 255 Hyades members spanning the mass range ~ 0.2 – 1.5 solar masses. This sequence is used for testing and calibration of various existing stellar and atmospheric models (PADOVA, DARTMOUTH, BCAA, BT-Settl).

Key words. Stars: atmospheres – Stars: binaries: general – Stars: Hertzsprung-Russell and C-M diagrams – Galaxy: open clusters and associations: individual: Hyades – Galaxy: solar neighborhood

1. Introduction

The determination and knowledge of basic physical parameters of stellar and sub-stellar sources provides the basis for astrophysics. Observations allow us to determine distance (using parallaxes; Dupuy & Liu 2012; Faherty et al. 2012), age (through membership in clus-

ters or moving groups; Perryman et al. 1998), mass (orbital parameters in binary systems; Konopacky et al. 2010), and radius (transits; Johnson et al. 2010) for these objects. But when dealing with isolated stellar objects, we have to rely on models to determine mass and age. While stellar and atmospheric theoretical models are rapidly evolving, we need a powerful tool to calibrate them. Open clusters

Send offprint requests to: T. Kopytova

can be a good candidate for this role, since they contain many coeval objects of the same chemical composition, thus avoiding the problems of small number statistics.

The Hyades is the closest open cluster to the Sun ($d \sim 45$ pc) and suffers little from interstellar extinction. The estimated age of the Hyades is 625 Myr (Perryman et al. 1998). Röser et al. (2011) report 724 likely members of the Hyades with a kinematic distance estimate for each member using the convergent point method. Therefore, absolute magnitudes for each source can be calculated and placed on color-magnitude and color-color diagrams. Since there are binary and multiple systems among the 724 likely Hyades members, the main sequence on the diagrams is scattered. That is why, in this work, we use AstraLux lucky imaging observations and results from the literature to introduce a single star sequence of the Hyades. Together with over-plotted theoretical isochrones, it allows us to test stellar and atmospheric theoretical models.

2. Observations

2.1. AstraLux observations

We observed 196 Hyades members using the lucky imaging camera AstraLux mounted on the 2.2m telescope at the Calar Alto Observatory in Spain. Observations were carried out during two runs in November 2011 and December 2012. Given the size of the mirror of the telescope, the angular resolution is $\sim 0''.1$ at 900 nm, resulting on a typical separation of 5 AU that can be resolved for a Hyades member. 36 targets were identified as candidates to binary or multiple systems (Fig. 1).

2.2. Literature data

We combined previously published Hyades data, which include spectroscopic observations (Mermilliod et al. 2009), speckle binary search (Patience et al. 1998), adaptive optics observations at the Subaru telescope (Morzinski 2011), and information from HST,

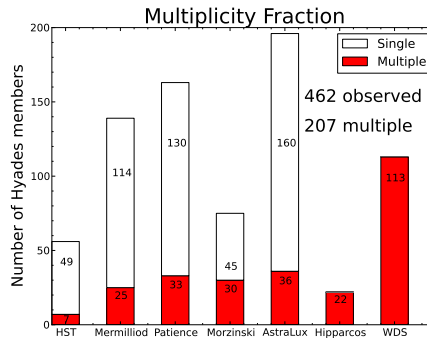


Fig. 1. The multiplicity fraction in the Hyades. Combined data using Mermilliod et al. (2009), Patience et al. (1998), Morzinski (2011), AstraLux observations, and HST, HIPPARCOS and WDS catalogs. The shaded part of each bar is a binary/multiple fraction from each survey. In total, 462 systems are observed and 207 candidates to binary/multiple systems are detected.

HIPPARCOS and WDS catalogs. The results are summarized in Fig. 1.

In total, 462 Hyades members were observed or found in the literature, 207 of these were identified as candidates to binary or multiple systems. The targets that have at least one observation but does not reveal binarity/multiplicity (255 stars) are included to the single star sequence which is used in the further model testing. It should be noted that some of the "single" stars still could be unresolved binaries.

3. Model testing

We place the identified single Hyades members on J vs. $J - K_s$ color-magnitude diagram. Additionally, we over-plot theoretical isochrones based on PADOVA (Marigo et al. 2008), DARTMOUTH (Dotter et al. 2008) and BCAH (Baraffe et al. 1998) models (Fig. 2). We also use the Tool for Theoretical Data Analysis (TA-DA; Da Rio et al. 2012) to merge the stellar FRANEC model (Tognelli et al. 2011) with the atmospheric BT-Settl model (Allard et al. 2011). As we can see, most of the models have troubles to describe the sequence

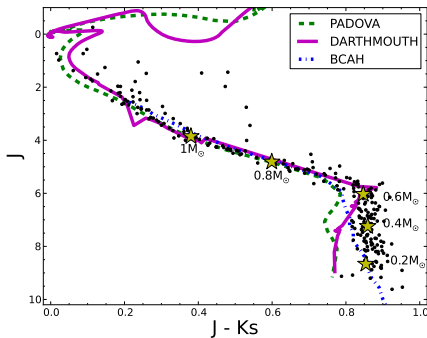


Fig. 2. The single star sequence of the Hyades (black dots) with over-plotted PADOVA (dashed line), DARTMOUTH (solid line) and BCAAH (dash-dotted line) isochrones on J vs. J - Ks diagram.

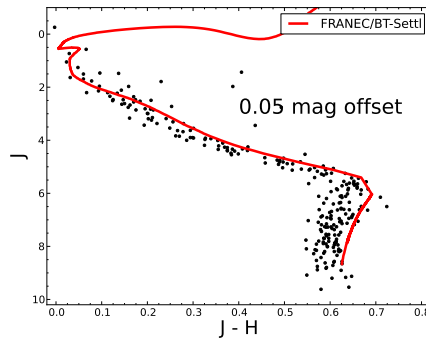


Fig. 4. The single star sequence of the Hyades (black dots) with the over-plotted FRANEC/BT-Settl isochrone (solid line) on J vs. J - H diagram.

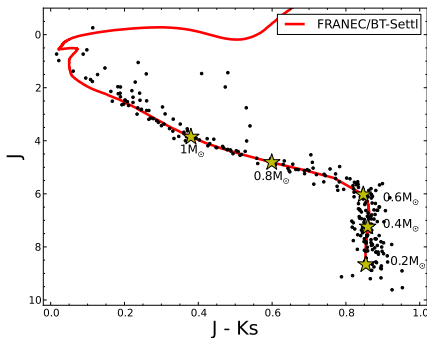


Fig. 3. The single star sequence of the Hyades (black dots) with the over-plotted FRANEC/BT-Settl isochrone (solid line) on J vs. J - Ks diagram.

at the lower-mass regime or around the “knee” ($\sim 0.6 M_{\odot}$). On the other hand, the combined FRANEC/BT-Settl isochrone describes the observed main sequence of the Hyades very well, even fitting the “knee” part (Fig. 3).

However, when trying to over-plot the FRANEC/BT-Settl isochrone with the Hyades single star sequence on J vs. J - H color-magnitude diagram, we notice an offset of about 0.05 mag (Fig. 4). This effect could be explained by the suggestion that opacities of alkali and hydride lines are still missing in the model (France Allard; private communication).

4. Conclusions

In this work, we reported a multiplicity census of the Hyades likely members resulting on identification of 207 possible binary and multiple systems out of 462 observed targets. This allowed us to create the single star sequence containing 255 Hyades members and apply it to testing stellar and atmospheric models. We found that the merged FRANEC/BT-Settl isochrone matches the sequence very well on J vs. J - Ks color-magnitude diagram but shows the offset of 0.05 mag on J vs. J - H. The latter could be explained by missing theoretical opacities of alkali and hydride lines in the model.

We have shown that open clusters, in particular, the Hyades is a powerful tool to testing stellar and atmospheric models.

Acknowledgements. Authors are grateful to Katie Morzinski who allowed to use results of her PhD dissertation that contributed significantly to this work. We thank France Allard for comments about atmospheric models. We are grateful to Anatoly Piskunov for providing a compilation of theoretical isochrones. And additionally, we would like to thank Bertrand Goldmann, Elena Manjavacas, Joshua Schlieder and Niall Deacon for useful discussions.

References

- Allard, F. et al. 2011, ASPC, 448, 91
Baraffe, I. et al. 1998, A&A, 337, 403
Da Rio, N. et al., AJ, 144, 176
Dotter, A. et al. 2008, ApJS, 178, 89
Dupuy, T. & Liu, M. 2012, ApJS, 201, 19
Faherty, J. et al. 2012, ApJ, 752, 56
Johnson, J. et al. 2010, arXiv:1008.4141v4
Konopacky, Q. et al. 2010, ApJ, 711, 108
Marigo, P. et al. 2008, A&A, 482, 883
Mermilliod, J.-C. et al. 2009, A&A, 498, 949
Morzinski, K. 2011, PhDT
Patience, J. et al. 1998, AJ, 115, 1972
Perryman, M. et al. 1998, A&A, 331, 81
Röser, S. et al. 2011, A&A, 531, A92
Tognelli, E. et al. 2011, A&A, 533, 109