

$SU(3)$ quark-antiquark QCD flux tube

Pedro Bicudo*

CFTP, Departamento de Física, Instituto Superior Técnico, Universidade Técnica de Lisboa
E-mail: bicudo@ist.utl.pt

Marco Cardoso

CFTP, Departamento de Física, Instituto Superior Técnico, Universidade Técnica de Lisboa
E-mail: mjdcc@cftp.ist.utl.pt

Nuno Cardoso

CFTP, Departamento de Física, Instituto Superior Técnico, Universidade Técnica de Lisboa
E-mail: nunocardoso@cftp.ist.utl.pt

We compute the quark-antiquark flux tube for pure gauge $SU(3)$ in space-time $3 + 1$ dimensions. To increase the signal over noise ratio, we apply the improved multihit and extended smearing techniques. We fit the field densities with an appropriate ansatz and we observe both the screening of the color fields and the quantum widening of the flux tube in the mediator plane and in the charge planes.

31st International Symposium on Lattice Field Theory - LATTICE 2013
July 29 - August 3, 2013
Mainz, Germany

*Speaker.

1. Introduction

Confinement is a central feature of strong interactions. One of its aspects is the formation of a color flux-tube between a quark and an antiquark in a meson. Here we study the profile of a mesonic flux tube.

Quantum string models based on the Nambu-Goto [1, 2] action $S = -\sigma \int d^2\Sigma$, predict a Gaussian profile of the flux-tube, with a logarithmic increase [3] of the squared width of the quark-antiquark flux-tube

$$w^2 \sim w_0^2 \log\left(\frac{R}{R_0}\right) \quad (1.1)$$

while from models based on superconductivity [4] it is naturally expected an exponential decay of the flux-tube, with the length parameter λ akin to the London penetration length, inverse of a dual gluon mass μ .

2. Computation of the Chromo-fields

We calculate the chromo-fields with the correlation of the plaquette

$$P_{\mu\nu} = 1 - \frac{1}{3} \text{Tr}[U_\mu(s)U_\nu(s+\mu)U_\mu^\dagger(s+\nu)U_\nu^\dagger(s)] \quad (2.1)$$

with the mesonic Wilson Loop operator W .

The fields are the given by

$$\langle B_i^2(\mathbf{r}) \rangle = \frac{\langle W(R, T) P(\mathbf{r})_{jk} \rangle}{\langle W(R, T) \rangle} - \langle P(\mathbf{r})_{jk} \rangle \quad (2.2)$$

$$\langle E_i^2(\mathbf{r}) \rangle = \langle P(\mathbf{r})_{0i} \rangle - \frac{\langle W(R, T) P(\mathbf{r})_{0i} \rangle}{\langle W(R, T) \rangle} \quad (2.3)$$

with the Lagrangian density being $\mathcal{L} = \frac{1}{2}(\mathbf{E}^2 - \mathbf{B}^2)$.

3. Noise Reduction

We need to improve the signal to noise ratio, in order to go to relatively large distances and obtain a sufficiently clear results. To do so, we use several techniques.

3.1 Extended Multihit

Since the multilevel technique [5] is very demanding computationally and the multihit technique [6] doesn't reduce sufficiently the errors, we utilize a different technique the extended multihit. Here, instead of taking the thermal average of a temporal link with the first neighbors, we fix the higher order neighbors, and apply the heat-bath algorithm to all the links inside, averaging the central link.

$$U_4 \rightarrow \bar{U}_4 = \frac{\int [\mathcal{D}U]_\Omega U_4 e^{\beta \sum_{\mu s} \text{Tr}[U_\mu(s)F_\mu^\dagger(s)]}}{\int [\mathcal{D}U]_\Omega e^{\beta \sum_{\mu s} \text{Tr}[U_\mu(s)F_\mu^\dagger]}} \quad (3.1)$$

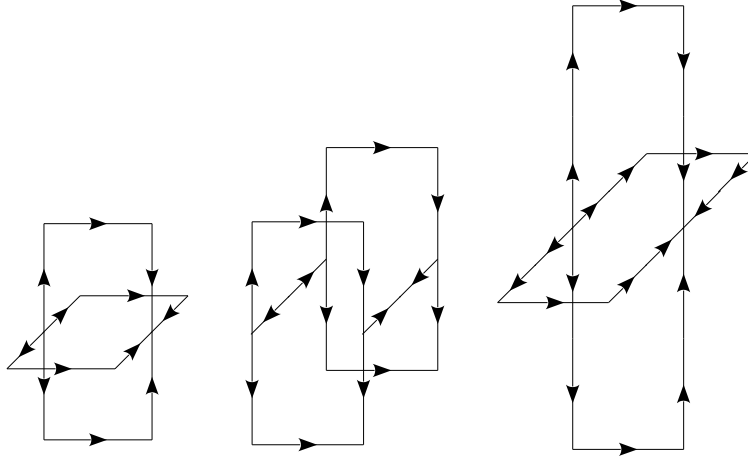


Figure 1: Staples used in the improved smearing.

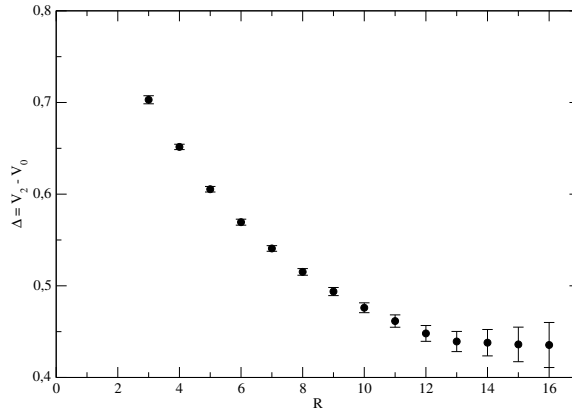


Figure 2: Energy gap as a function of quark-antiquark distance.

3.2 Extended Spatial Smearing

Instead of using APE smearing we use, in order to further reduce the excited states contribution, an improved smearing algorithm with higher order staples. In this algorithm, each spatial link in the Wilson Loop, is replaced by (see Fig. 1)

$$U_i \rightarrow \mathcal{P}_{SU(3)} \left[U_i + w_1 \sum_j S_{ij}^1 + w_2 \sum_j S_{ij}^2 + w_3 \sum_j S_{ij}^3 \right] \quad (3.2)$$

The plaquette is neither affected by this algorithm, or by Extended Multihit.

3.3 Compute Δ

In order to minimize systematic errors arising from the small temporal extent of Wilson loops, we calculate the fields by fitting the results with the formula

$$\langle F \rangle_t = \langle F \rangle_\infty + b e^{-\Delta t} \quad (3.3)$$

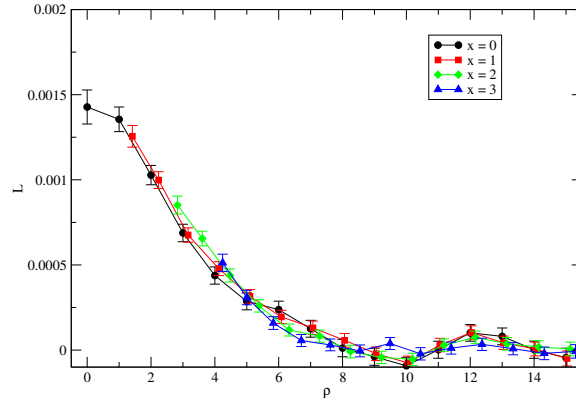


Figure 3: Lagrangian density in the mediator plane.

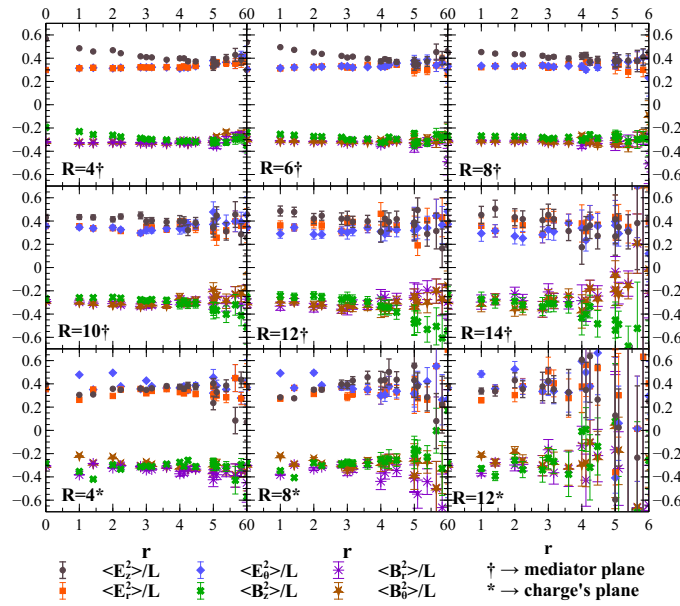


Figure 4: Ratio of the squared field components to the Lagrangian density.

where Δ is the energy gap between the ground state and the first excited state. To calculate the gap we use a variational basis with four smearing states. The results for the energy gap are shown in Fig. 2.

4. Results

Results for the Lagrangian density in the quark-antiquark mediator plane are given in Fig. 3 and, as can be seen, with the noise reduction techniques we use, statistical errors are already smaller than systematic errors that break rotational invariance.

In addition to calculating the fields in the mediator plane, we also compute them in the charge planes, defined as the planes that contains the quark or the antiquark and is perpendicular to the quark-antiquark axis.

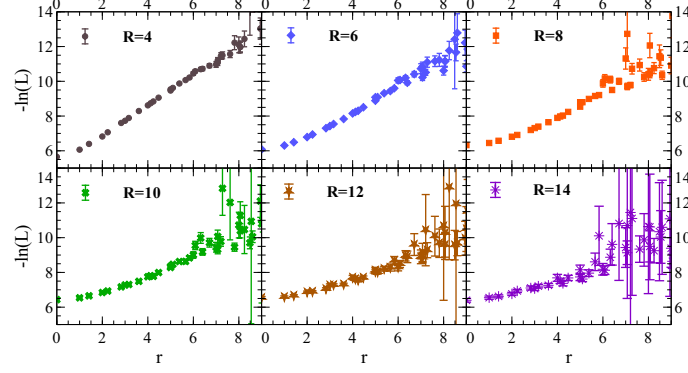


Figure 5: Logarithm of the Lagrangian density.

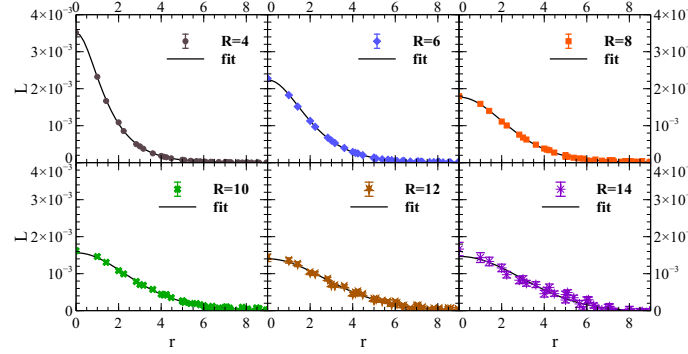


Figure 6: Lagrangian density profiles and fitted function.

In Fig. 4 we show the ratio of the different field components to the Lagrangian density. As can be seen the ratios are of the same order of magnitude, with the E_z^2 component being larger at small distances in the mediator plane, and the E_θ^2 component being the more important in the plane that contain the sources, close to them. For sufficiently large distances the ratios are ~ 0.4 for the chromoelectric field components, and ~ 0.3 for the chromomagnetic field components. This means that, at sufficiently large distances the behaviors of the fields are essentially the same.

Another interesting result is shown in Fig. 5. There, the logarithm of the Lagrangian density is plotted against the distance to the center of the flux tube for the mediator plane. As can be seen, the flux-tube has a Gaussian behavior close to the center but is exponential at large distances.

4.1 Lagrangian density profiles

In order to fit both the small and large distance part of the flux tube profile, we fit the data points for the Lagrangian density shown in Fig. 6 to the ansatz $\mathcal{L} = \mathcal{L}_0 \exp\left(-\frac{2}{\lambda}\sqrt{r^2 + v^2} + 2\frac{v}{\lambda}\right)$. The obtained parameters are shown in Table 1.

Using this fit results, we directly calculate the width of the flux tube, analytically,

$$\sqrt{\langle r^2 \rangle} = \sqrt{\frac{3}{2}\lambda^2 + 2\frac{\lambda v^2}{\lambda + 2v}}. \quad (4.1)$$

R [a]	$10^3 \mathcal{L}_0$	λ [a]	ν [a]	χ^2/dof
4	3.509 ± 26.72	2.165 ± 0.033	0.877 ± 3.335	4.086
6	2.236 ± 0.078	2.379 ± 0.156	2.04 ± 0.365	2.254
8	1.762 ± 0.023	2.052 ± 0.201	4.092 ± 20.22	1.999
10	1.549 ± 0.046	2.088 ± 0.536	5.306 ± 36.43	1.477
12	1.357 ± 0.051	0.913 ± 2.044	17.41 ± 200.1	1.055
14	1.491 ± 0.053	0.064 ± 0.018	268.0 ± 1392.4	1.331

Table 1: Results for the fit parameters λ and ν .

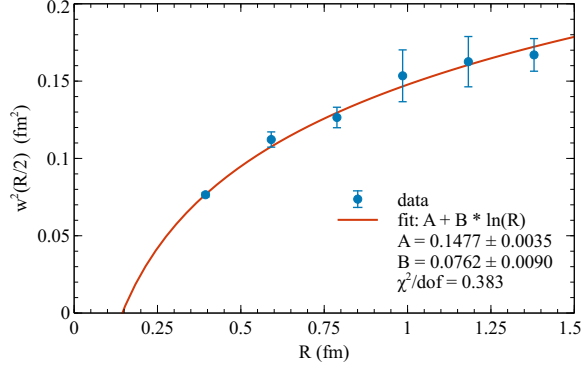


Figure 7: Computed squared widths as a function of distance, and fit to logarithmic ansatz.

the results for the squared widths, obtained from the fitted parameters, are shown in Table 2. Then we try to fit the obtained squared widths with a logarithmic ansatz,

$$\sqrt{\langle r^2 \rangle} = A + B \log R . \tag{4.2}$$

Fitting these results, we find, as shown in Fig. 7 that the squared width of the flux tube has a logarithmic increase as a function of the quark-antiquark distance, in accordance with the widening hypothesis.

Finally, as depicted in Fig. 8, we depart from the mediator plane and study the charge planes. We fit the behavior of the Lagrangian — at large distance from the charges — to the exponential ansatz: $\mathcal{L} \sim \mathcal{L}_0 e^{-2\frac{r}{\lambda}}$. This result supports our hypothesis that, far from the charges, the field is screened with the same constant λ parameter (similar to London Length) in the range 0.22 to 0.24 fm.

5. Conclusion

We confirm earlier results [7, 8] that point to a logarithm widening in the mediator plane of the flux-tube, in agreement with the results of quantum string models [3]. Moreover, we also show that, at large quark-antiquark distances, the flux tube profile is not Gaussian but exponential as in a superconductor [9]. This behavior is particularly prominent close to the charges. By studying this region, we obtain results that are consistent with a penetration length λ of 2.2 – 2.4 fm, corresponding to a dual gluon mass μ from 0.8 to 0.9 GeV.

$R[a]$	$10^3 \mathcal{L}_0$	$\lambda[a]$	χ^2/dof
4	5.3917 ± 17.468	2.1088 ± 0.1212	4.8315
6	4.3832 ± 20.748	2.4803 ± 0.1376	2.1892
8	4.2056 ± 11.041	2.6118 ± 0.1788	0.9665
12	5.6257 ± 36.337	2.2695 ± 0.5437	2.5743

Table 2: Calculated squared widths, obtained from the fit results.

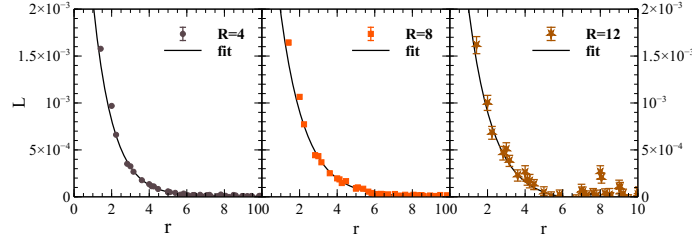


Figure 8: Results and exponential fit to the large distance behavior in the charge planes.

6. Acknowledgments

We thank Martin Lüscher, Uwe-Jens Wiese, and Pedro Sacramento for enlightening discussions on flux tubes. This work was supported by Portuguese national funds through FCT - Fundação para a Ciência e Tecnologia, projects PEst-OE/FIS/UI0777/2011, CERN/FP/116383/2010 and CERN/FP/123612/2011.

Nuno Cardoso is also supported by FCT under the contract SFRH/BD/44416/2008 and Marco Cardoso under the contract SFRH/BPD/73140/2010.

We also acknowledge NVIDIA support with an Academic Partnership Program and a CUDA Teaching Center Program.

References

- [1] Y. Nambu, Phys. Lett. B **80** (1979) 372.
- [2] T. Goto, Prog. Theor. Phys. **46** (1971) 1560.
- [3] M. Luscher, G. Munster and P. Weisz, Nucl. Phys. B **180** (1981) 1.
- [4] Y. Nambu, Phys. Rev. D **10** (1974) 4262.
- [5] M. Luscher and P. Weisz, JHEP **0109** (2001) 010 [hep-lat/0108014].
- [6] G. Parisi, R. Petronzio and F. Rapuano, Phys. Lett. B **128** (1983) 418.
- [7] A. S. Bakry, D. B. Leinweber, P. J. Moran, A. Sternbeck and A. G. Williams, Phys. Rev. D **82** (2010) 094503 [arXiv:1004.0782 [hep-lat]].
- [8] A. S. Bakry, D. B. Leinweber and A. G. Williams, Phys. Rev. D **85** (2012) 034504 [arXiv:1011.1380 [hep-lat]].
- [9] N. Cardoso, M. Cardoso and P. Bicudo, Phys. Rev. D **88**, 054504 (2013) [arXiv:1302.3633 [hep-lat]].