

Topological monodromy as an obstruction to Hamiltonization of nonholonomic systems: pro or contra?

A. V. Bolsinov¹, A. A. Kilin², A. O. Kazakov^{2,3}

¹Department of Mathematical Sciences, Loughborough University, LE11 3TU, UK

²Institute of computer science, ul. Universitetskaya 1, Izhevsk, 426034, Russia

³ Research Institute of Applied Mathematics and Cybernetics,
Nizhny Novgorod State University, pr. Gagarina 23, Nizhny Novgorod, 603950, Russia

Abstract

The phenomenon of a topological monodromy in integrable Hamiltonian and nonholonomic systems is discussed. An efficient method for computing and visualizing the monodromy is developed. The comparative analysis of the topological monodromy is given for the rolling ellipsoid of revolution problem in two cases, namely, on a smooth and on a rough plane. The first of these systems is Hamiltonian, the second is nonholonomic. We show that, from the viewpoint of monodromy, there is no difference between the two systems, and thus disprove the conjecture by Cushman and Duistermaat stating that the topological monodromy gives a topological obstruction for Hamiltonization of the rolling ellipsoid of revolution on a rough plane.

Keywords. *Topological monodromy, integrable systems, nonholonomic systems, Poincaré map, bifurcation analysis, focus-focus singularities.*

1 Introduction

The paper has been motivated by the following general question in classical mechanics: how and to what extent does the dynamical behavior of nonholonomic systems differ from that of Hamiltonian ones? This question is closely related

to the Hamiltonization problem: is it possible to turn a given nonholonomic system into Hamiltonian by an appropriate choice of a Poisson structure and change of time? This problem is quite nontrivial, discussed in many papers (see, e.g., [1, 2, 9–12, 15, 17, 23, 28, 32, 33]) and has many aspects, one of which is finding topological obstructions to Hamiltonization of integrable nonholonomic systems.

Here by integrability we understand the existence of sufficiently many first integrals such that their common regular levels are diffeomorphic to two-dimensional tori (as in the case of integrable Hamiltonian systems with two degrees of freedom). The phase space of such a system is foliated into invariant 2-tori. Speaking of topological obstructions to Hamiltonization, we mean the following natural question: is it possible to find those properties of such a foliation which allow us to distinguish it from similar foliations that appear in integrable Hamiltonian systems (the so-called Liouville foliations)?

Clearly, no such obstructions exist near a regular fiber. Moreover, it is well known that in the presence of an invariant measure the system (after an appropriate change of time) admits a Hamiltonian representation (see [3, 26, 27]). However, topological obstructions may exist in a neighborhood of singular fibers. One of such obstructions is the so-called topological monodromy of a foliation into invariant tori. The difference between Hamiltonian and non-Hamiltonian monodromy was one of the main issues studied in the famous paper by J. Duistermaat and R. Cushman [19] where a detailed topological treatment of the monodromy in integrable nonholonomic systems was given. As a concrete example of a nonholonomic system, where the monodromy is essentially non-Hamiltonian and Hamiltonization is, therefore, impossible, the authors suggest the problem of the rolling prolate ellipsoid of revolution on a rough plane (i.e., rolling without sliding).¹

However, it is well known that quite a similar problem in the case of a smooth plane (i.e., when the friction is zero) is Hamiltonian. Thus, it would be very interesting to observe any difference in the dynamics of these two systems. Since

¹Here is a citation from [19]: “Because the monodromy going around this heteroclinic cycle is the identity, the rolling prolate ellipsoid of revolution cannot be made into a Hamiltonian system, even though it is time reversible and energy conserving. This is an example where a global invariant (namely, monodromy) has been used to show that a 4-dimensional conservative time reversible system is not Hamiltonian”. Unfortunately, the paper does not contain any detailed explanations to this conclusion.

the monodromy is a rather rough topological characteristic, the phenomenon should be easy to observe. Our preliminary considerations, however, did not reveal any difference in the behavior of these systems and we decided to carry out a detailed analysis of the topological monodromy for both of them.

The paper is organized as follows. In the next section we recall the notion of monodromy for integrable systems and discuss some of its properties in the case of Hamiltonian systems. In particular, following [19], we make an emphasis on the difference between Hamiltonian and non-Hamiltonian cases. Then we discuss one of possible methods for calculating monodromy in systems with rotational symmetry, which is based on analysis of some properties of the Poincaré map for a specially chosen section. In Sections 3 and 4 we apply this method to study the monodromy in two integrable problems of a rolling prolate ellipsoid of revolution: on a smooth plane (Hamiltonian case) and on a rough plane (nonholonomic case).

The main conclusion of our work is that from the viewpoint of monodromy these two systems behave absolutely in the same way. In particular, the monodromy does not give any obstruction to Hamiltonization of this nonholonomic system. Moreover, our analysis shows, in fact, that the foliations into invariant tori in these two cases are isomorphic. However, this does not mean that the monodromy is useless for the Hamiltonization problem. On the contrary, it makes it possible to essentially reduce the “searching sector” for a suitable Poisson structure. These conclusions are discussed in the closing section of the paper.

2 Topological monodromy in integrable systems

The notion of a monodromy for integrable (Hamiltonian) systems was introduced by Duistermaat in [21] as one of obstructions to the existence of global action-angle variables. Since this notion has a pure topological nature, i.e. it is completely defined by the properties of the foliation into invariant tori, we can easily extend it to the case of nonholonomic integrable systems.

We recall the definition of monodromy in the case we are dealing with (some generalizations are discussed in [22, 34]). Consider an integrable system whose phase space is foliated into two-dimensional invariant submanifolds (tori). The singular fibers are ignored or just removed. Choose a particular torus T_0 and

some deformation of it T_t , $t \in [0, 1]$, such that $T_1 = T_0$. In other words, we consider a closed path in the space of parameters (i.e., values of the first integrals) that defines a deformation after which the torus returns to the initial position.

Next we fix a pair of basis cycles λ_0, μ_0 on the initial torus T_0 and, by changing them continuously in the process of deformation, we obtain a family of cycles λ_t, μ_t forming a basis on T_t for each fixed value of $t \in [0, 1]$. When the deformation is completed, on the torus $T_1 = T_0$ we obtain a pair of basis cycles λ_1, μ_1 . It is clear that if the deformation takes place inside a small neighborhood of T_0 , then the cycles so obtained are homologous to the initial cycles λ_0, μ_0 , i.e. λ_0 and λ_1 can be continuously deformed to each other inside T_0 (similarly for μ_0 and μ_1). However if the family T_t goes “far” from the initial torus T_0 , it may happen that new cycles λ_1, μ_1 are essentially different from λ_0, μ_0 . They nevertheless still form a basis and therefore, up to a homotopy, are related to the initial cycles by means of a certain integer unimodular matrix:

$$\begin{pmatrix} \lambda_1 \\ \mu_1 \end{pmatrix} = \begin{pmatrix} a & b \\ c & d \end{pmatrix} \begin{pmatrix} \lambda_0 \\ \mu_0 \end{pmatrix}, \quad a, b, c, d \in \mathbb{Z}, \quad ad - bc = 1.$$

That is exactly what is called the *monodromy matrix* corresponding to the deformation T_t , $T_0 = T_1$. If it is different from the identity matrix we say that the monodromy is non-trivial.

Let us make some general comments about the monodromy which clarify its nature.

If we consider the foliation of the phase space \mathcal{M}^4 into invariant manifolds², related to two integrals H and F , then it is convenient to consider the integral map $\Phi = (H, F): \mathcal{M} \rightarrow \mathbb{R}^2$, its image $\Phi(\mathcal{M})$ and the bifurcation diagram $\Sigma \subset \Phi(\mathcal{M}) \subset \mathbb{R}^2$. Then choosing an initial torus T_0 is equivalent to choosing a non-singular (that is lying outside of Σ) point $a \in \Phi(\mathcal{M})$. The torus T_0 itself is the preimage of a . The deformation of the torus is defined by choosing a closed curve $\gamma(t)$ in the image of the integral map which does not intersect the bifurcation diagram (here we, of course, assume that $\gamma(0) = \gamma(1) = a$). The curve γ defines a deformation of the torus $T_t = \Phi^{-1}(\gamma(t))$ and, consequently, the monodromy.

²This construction does not change if we consider a dynamical system on a five-dimensional space \mathcal{M}^5 which admits three integrals H, F_1, F_2 . The rolling ellipsoid on a plane is a system of this kind.

If the curve γ in the image of the momentum map is continuously deformed in such a way that the deformation does not touch the bifurcation diagram, then the monodromy won't change. In particular, a non-trivial monodromy may appear for non-contractible loops γ only. Such non-contractible curves do not always exist, but very often they do, in particular, if the bifurcation diagram contains isolated singular points. In this case, as a non-contractible loop one can take a small circle around the point. That is exactly the situation we are interested in. Let us discuss it in more detail.

In integrable systems one often deals with the situation when a singular integral manifold is a torus with a pinch point or several pinch points (see Fig. 1). The singular points in this case are equilibria of the system and are of focus-focus type. The topology of such singularities has been systematically studied in a range of papers [19, 25, 29–31], where the reader will find a detailed explanation of necessary definitions and results (see also [5, 6, 18, 22]). We restrict ourselves with a list of main properties of focus singularities which will be essential to understand our construction below.

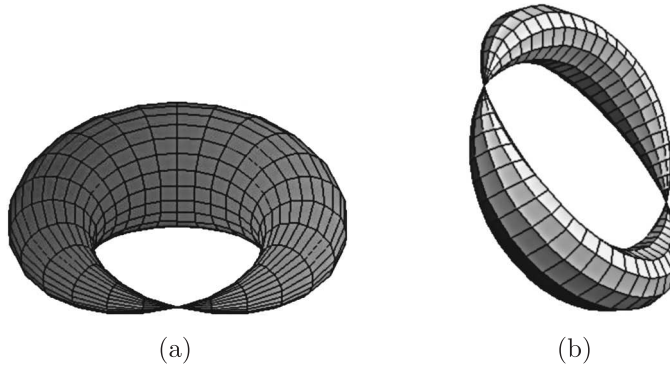


Fig. 1:

- Focus singular fibers are isolated in the sense that all of their neighboring fibers in the phase space \mathcal{M}^4 are non-singular, i.e. are diffeomorphic to tori. On the bifurcation diagram of the integral map Φ they occur as isolated points. Typical examples are the Lagrange top, Clebsch case, spherical pendulum and “champagne bottle” system (see, e.g., [6, 18, 22]).
- Going around such a singular point in the image of the integral map defines a non-trivial deformation of the torus, and one can ask the question about

the monodromy. Each focus point located of the singular fiber gives the same contribution to the monodromy, namely the matrix of the form

$$\begin{pmatrix} 1 & 1 \\ 0 & 1 \end{pmatrix}.$$

In the Hamiltonian case (see [30], [31]) these matrices have just to be multiplied so that the total monodromy matrix takes the form

$$\begin{pmatrix} 1 & 1 \\ 0 & 1 \end{pmatrix}^k = \begin{pmatrix} 1 & k \\ 0 & 1 \end{pmatrix},$$

where k is the number of singular points on the fiber (that is the number of pinch points). In the non-Hamiltonian case, the situation might be different (see [19]). Namely, each point gives the same contribution as above, but as a factor in the total product one should take either this matrix itself or its inverse. In other words, these “partial monodromy” matrices may, as a result, compensate each other. For example, in the case of a double pinched torus (Fig. 1b) the total monodromy may appear to be trivial, which is impossible in the Hamiltonian case.

- Focus singularities are stable under (integrable) perturbations of a system. In particular, if a system depends on a parameter J , then the focus singularities will be preserved (“survive”) for all sufficiently small values of the parameter. In particular, if instead of a four-dimensional phase space we consider a family of four-dimensional phase spaces parametrized by a Casimir function (or just by a certain integral in the nonholonomic case), then we obtain a family of focus singularities. In this case, it is convenient to consider the “three-dimensional” integral map by adding the additional parameter J to the integrals H, F . On the bifurcation diagram of such a map, focus singularities will occur as a curve. The monodromy makes sense in this case too, and it is important that in the process of deformation, when one goes around the curve, it is allowed to vary the values of all the integrals including J (i.e. J need not to remain constant under deformation).

A typical example when a focus singularity necessarily appears is a natural system with a Hamiltonian $H = K + V$ which is rotationally invariant. Every non-degenerate equilibrium point that corresponds to a local maximum of

the potential V is a focus singular point. A similar statements holds true for nonholonomic systems too, i.e. a rotational symmetry naturally leads to the appearance of singularities of focus type (in the non-Hamiltonian case, such singularities have been studied in detail in [19]).

If we want the singular fiber to contain not one, but two focus points, we need to consider a dynamical system possessing an additional \mathbb{Z}_2 -symmetry. Such a situation appears in the rolling problem for a prolate ellipsoid of revolution on the plane (both smooth and rough, i.e. with friction and without). When the ellipsoid takes the vertical position, we get an unstable equilibrium point. Since the system is rotationally invariant, this point is of focus type. Since the highest and lowest points (top and bottom) of the ellipsoid are symmetric, we get two distinct focus points. Moreover, they belong to the same integral surface. This follows from the fact that if we slightly push the ellipsoid (standing at the vertical position) then first it “falls down” but then returns to the vertical position again in such a way that the “top” and “bottom” interchange.

If the ellipsoid rolls on a smooth plane (i.e. without friction), then this dynamical system is known to be Hamiltonian, and the monodromy is given by the matrix $A_{\text{monodr}} = \begin{pmatrix} 1 & 2 \\ 0 & 1 \end{pmatrix}$.

However, this is still an open question whether or not the similar system on a rough plane (i.e. rolling without sliding) is Hamiltonian, and therefore according to the general non-Hamiltonian monodromy theorem [19], a priori there are two possibilities:

$$A_{\text{monodr}} = \begin{pmatrix} 1 & 2 \\ 0 & 1 \end{pmatrix} \quad \text{or} \quad A_{\text{monodr}} = \begin{pmatrix} 1 & 0 \\ 0 & 1 \end{pmatrix}. \quad (1)$$

If the second one takes place³, then the Hamiltonization of this nonholonomic systems is surely impossible. But which of these possibilities takes place in reality?

The answer to this question will be given below and we shall see that the question itself is not well posed: the result depends on the way we go around this singularity. The point is that in the rolling ellipsoid problem, the space in which the system is naturally defined is five-dimensional and the system possesses 3 independent integrals. Thus the situation is more complicated than that in the model example when one goes around an isolated point on the plane. Now the

³That is exactly what is stated in [19].

“going around process” should be carried out in dimension 3 and, as we shall see below, two essentially different scenarios are possible.

2.1 How are we going to compute the monodromy?

Usual methods for computing the monodromy are based on a combination of analytic and topological arguments. First one finds explicit analytic formulas for the integrals and after that these formulas are analysed by using some topological tools.

In the problem of a rolling ellipsoid on a rough plane, such a method does not work as explicit formulas for the integrals are unknown. Instead we suggest to *visualize* the monodromy, rather than to *compute* it, by using the dynamics and numerical integration. The main idea is that the monodromy can be reconstructed from some very natural dynamical properties of the system (a similar approach has been developed in [20]). Notice that the construction presented below can be modified for a much wider class of dynamical systems including non-integrable ones. The phenomenon we are going to observe is not related directly to integrability. In fact, this is a certain property of the Poincaré map which is quite “rigid” and hence “survives” under small perturbations of the system (including, of course, those which are non-integrable). In the integrable case in question, this property can be interpreted in terms of the topological monodromy, and this interpretation is one of the key points of our paper.

Thus, we want to study the monodromy that is related to a “walk” around an isolated singular point in the image of the integral map $\Phi = (H, F): \mathcal{M}^4 \rightarrow \mathbb{R}^2$ (or, which is the same, to a “walk” around an isolated singular fiber in the phase space). The main example we are interested in is a singular fiber of focus type (see Fig. 1), but the construction below can work in a more general situation.

Let γ be a closed path around a singular point in the image of the integral map Φ . As γ we can take a circle of sufficiently small radius with the angle $\alpha \in [0, 2\pi]$ as a parameter on it. Consider the preimage of γ under the integral map Φ . Then each point of the curve γ corresponds to an invariant torus and, hence, the preimage of γ , as a whole, is a three-dimensional manifold Q^3 . From the topological viewpoint Q^3 is a T^2 -fiber bundle over the circle γ .

The topology of Q^3 is easy to describe just by using the monodromy A_{monodr} . One should first take the direct product $T^2 \times [0, 2\pi]$, and then glue the top and bottom of this cylinder, i.e. identify the tori $T^2 \times \{0\}$ and $T^2 \times \{2\pi\}$ by means

of the “linear” map which is given in standard angle coordinates by the matrix A_{monodr} . Our goal is to reconstruct this matrix.

The solution of this problem can be essentially simplified in the case when the system admits an additional $SO(2)$ -symmetry. Focus singularities always satisfy this property (see [31]), and in our problems about rolling ellipsoids the rotational symmetry has an obvious geometric reason, as we consider an ellipsoid of *revolution*. We will use the presence of the symmetry vector field (generator of the $SO(2)$ -action) whose trajectories are all closed and lying on integral surfaces of the dynamical system.

This leads immediately to a special form of the monodromy matrix. Indeed, according to the general scheme we need to choose a pair of basis cycles λ_0, μ_0 on an invariant torus and then look after their evolution while “walking around” the singular fiber. In the presence of a $SO(2)$ -symmetry vector field, as one of these basis cycles, say μ_0 , we can choose a trajectory of this symmetry field. Moreover, this can be done simultaneously for all the tori, i.e. we may assume that μ_α , $\alpha \in [0, 2\pi]$ is always a trajectory of the symmetry field. Thus, after completing the “walking around” process we get $\mu_{2\pi} = \mu_0$, which means that the monodromy matrix takes the form

$$A_{\text{monodr}} = \begin{pmatrix} 1 & k \\ 0 & 1 \end{pmatrix}$$

for an arbitrary choice of the other additional cycle λ , so the question is just to find one single number $k \in \mathbb{Z}$.

To that end, we use the fact that apart from the structure of a fibration into invariant tori, on Q^3 there is an additional structure, namely the initial dynamical system. We illustrate our idea with a picture (see Fig. 2). On this figure, the direct product $T^2 \times [0, 2\pi]$ is shown with basis cycles λ_i, μ_i , $i = 0, 2\pi$, indicated on the top and bottom bases. The dotted lines illustrate phase trajectories of the system. In order to obtain Q^3 , one should glue the top and bottom bases of this cylinder by means of a linear map which is given in the indicated bases by the formula

$$\begin{pmatrix} \lambda_{2\pi} \\ \mu_{2\pi} \end{pmatrix} = \begin{pmatrix} 1 & k \\ 0 & 1 \end{pmatrix} \begin{pmatrix} \lambda_0 \\ \mu_0 \end{pmatrix},$$

where $k \in \mathbb{Z}$ (this number is to be found). Here μ is the uniquely defined cycle which, under the gluing operation, is mapped to itself. In particular, if

we consider the cylinder connecting the cycles μ_0 and $\mu_{2\pi}$ (in other words, we consider the whole family of cycles μ_α , $\alpha \in [0, 2\pi]$), then after gluing the bases $T^2 \times \{0\}$ and $T^2 \times \{2\pi\}$, the cycles μ_0 and $\mu_{2\pi}$ will be identified, and as a result this cylinder becomes a two-dimensional torus T_{transv} lying inside Q^3 and composed of μ -cycles.

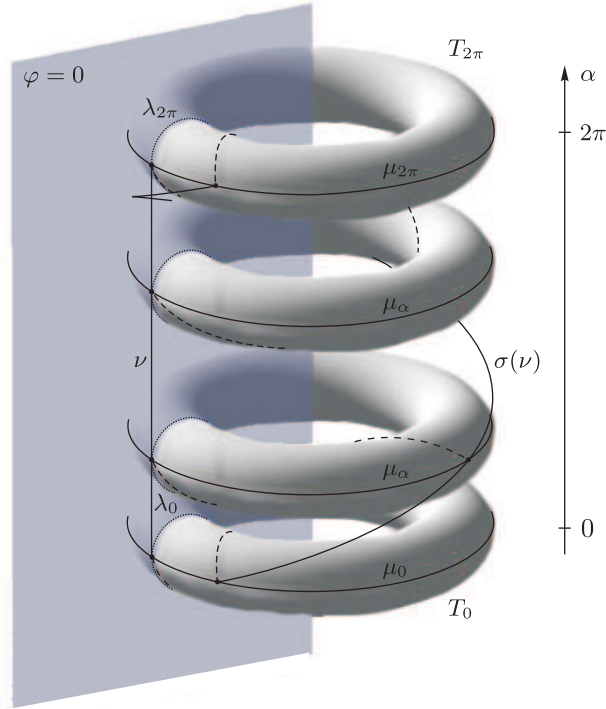


Fig. 2: Manifold Q_3 with basis cycles μ_α , ν and $\sigma(\nu)$ on it.

This torus is not invariant. On the contrary, it is transversal to the dynamical system and, therefore, we can consider it as a global Poincaré section for the flow on Q^3 (cf. [4]).

Now let us look at the topology of Q^3 from the other side. It is not hard to see that by cutting Q^3 along the torus T_{transv} , we again obtain the direct product $T^2 \times I$ (where I is some interval), but now the role of T^2 is played not by an invariant torus but by the transversal torus T_{transv} . From a purely topological viewpoint, this observation is equivalent to saying that Q^3 possesses two different structures of a T^2 -fiber bundle over a circle. In the first case, the

fibers are invariant tori, in the second one, fibers are tori transversal to the flow.

Consider the second (transversal) representation. What is the gluing map in this case? For the transversal torus the answer is evident: this is just the Poincaré map defined by the flow:

$$\sigma: T_{\text{transv}} \rightarrow T_{\text{transv}}. \quad (2)$$

This map also transforms basis cycles on the Poincaré section T_{transv} . It remains to notice that the matrix of this transformation is the same as the monodromy matrix we are interested in. This fact can be “seen” directly (see Fig. 2); it also follows from purely topological arguments (for instance, from computing the fundamental group $\pi_1(Q^3)$ by using two different representations of Q^3 as T^2 -fiber bundles).

The main conclusion from this reasoning is as follows:

In the presence of a rotational symmetry, we can find a global transversal Poincaré surface of section $T_{\text{transv}} \subset Q^3$ which is diffeomorphic to a torus. The desired monodromy matrix coincides with the transformation matrix of basis cycles defined by the corresponding Poincaré map (2).

In other words, the monodromy can be found by analysing the properties of the Poincaré map defined on an appropriately chosen surface of section.

Since in our case the monodromy matrix has only one essential entry $k \in \mathbb{Z}$, our problem can be solved by “visualizing” this number k in the following way. We choose two basis cycles on T_{transv} . One of them is a closed trajectory of the symmetry field which has been earlier denoted by μ . Let ν be an arbitrary additional cycle. Apply the Poincaré map to both cycles μ ν . The cycle μ , being a trajectory of the symmetry field, does not change, whereas ν is mapped to $\nu + k\mu$, i.e. its image $\sigma(\nu)$ will pass k times along μ . This number of passages k can be clearly seen if, on the torus T_{transv} , we draw the image $\sigma(\nu)$ of the cycle ν under the Poincaré map (2).

That is exactly the method of computing (visualizing) the monodromy that we realize below in the rolling problem for an ellipsoid of revolution. To carry this program out we only need to choose an appropriate torus T_{transv} transversal to the flow and then to evaluate numerically the action of the Poincaré map on the basis cycles. This approach is accomplished in the two next sections.

3 Rolling of an ellipsoid of revolution on a smooth plane

3.1 Equations of motion and first integrals

Consider a dynamically and geometrically axisymmetric ellipsoid rolling on a smooth plane in a gravitational field. We assume that its center of mass O coincides with the geometrical center and choose a moving coordinate system $O\mathbf{e}_1\mathbf{e}_2\mathbf{e}_3$ whose axes coincide with the principal axes of inertia of the ellipsoid, and let m denote its mass and $\mathbf{I} = \text{diag}(I_1, I_1, I_3)$ the central tensor of inertia. Then in the chosen coordinate system, the equation of the ellipsoid takes the form $(\mathbf{r}, \mathbf{B}^{-1}\mathbf{r}) = 1$, where $\mathbf{B} = \text{diag}(b_1^2, b_1^2, b_3^2)$, and b_1 and b_3 are the principal semi-axes of the ellipsoid. Here and in the sequel all vectors and tensors are assumed to be given in the moving axes $\mathbf{e}_1, \mathbf{e}_2, \mathbf{e}_3$.

As is well known [14], for a body rolling on a smooth plane in a gravitational field the equations governing the evolution of the body's angular momentum \mathbf{M} relative to the point of contact and the normal vector to the plane $\boldsymbol{\gamma}$ can be written in closed Hamiltonian form as

$$\dot{\mathbf{M}} = \mathbf{M} \times \frac{\partial H}{\partial \mathbf{M}} + \boldsymbol{\gamma} \times \frac{\partial H}{\partial \boldsymbol{\gamma}}, \quad \dot{\boldsymbol{\gamma}} = \boldsymbol{\gamma} \times \frac{\partial H}{\partial \boldsymbol{\gamma}}, \quad (3)$$

where

$$H = \frac{1}{2}(\mathbf{I}\mathbf{A}\mathbf{M}, \mathbf{A}\mathbf{M}) + \frac{1}{2}(\mathbf{a}, \mathbf{A}\mathbf{M})^2 - mg(\mathbf{r}, \boldsymbol{\gamma}), \quad (4)$$

$\mathbf{a} = \boldsymbol{\gamma} \times \mathbf{r}$, $\mathbf{A} = (\mathbf{I} + m\mathbf{a} \otimes \mathbf{a})^{-1}$, g is the free-fall acceleration and the vector \mathbf{r} directed from the point of contact to the center of mass (see Fig. 3) is related with $\boldsymbol{\gamma}$ by

$$\mathbf{r} = \frac{-\mathbf{B}\boldsymbol{\gamma}}{\sqrt{(\boldsymbol{\gamma}, \mathbf{B}\boldsymbol{\gamma})}}. \quad (5)$$

The evolution of the remaining two unit vectors of the fixed coordinate system $\boldsymbol{\alpha}$ and $\boldsymbol{\beta}$ is given by quadratures

$$\dot{\boldsymbol{\alpha}} = \boldsymbol{\alpha} \times \frac{\partial H}{\partial \boldsymbol{\gamma}}, \quad \dot{\boldsymbol{\beta}} = \boldsymbol{\beta} \times \frac{\partial H}{\partial \boldsymbol{\gamma}}.$$

The Poisson bracket of Eqs. (3) is defined by the algebra $e(3)$

$$\{M_i, M_j\} = -\varepsilon_{ijk}M_k, \quad \{M_i, \gamma_j\} = -e_{ijk}\gamma_k, \quad \{\gamma_i, \gamma_j\} = 0$$

and possesses two Casimir functions

$$F_1 = (\mathbf{M}, \boldsymbol{\gamma}), \quad F_2 = \boldsymbol{\gamma}^2, \quad (6)$$

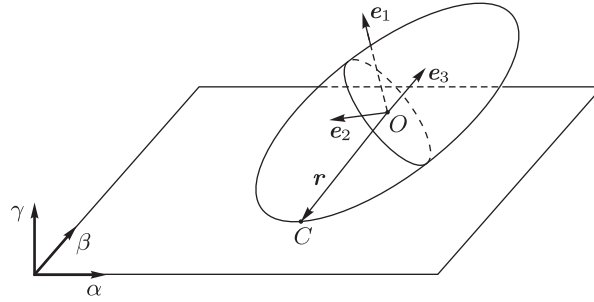


Fig. 3: An ellipsoid on a smooth plane.

which are the integrals of Eqs. (3). The integral F_2 is the square of the unit normal vector γ and is always equal to 1. Hence, the system (3) defines the flow in the five-dimensional phase space $\mathcal{M}^5 = \{\mathbf{M}, \gamma: \gamma^2 = 1\}$.

It is well known that Eqs. (3) admit another integral of motion (Lagrange integral) related to the rotational symmetry

$$F_3 = M_3, \quad (7)$$

and, therefore, are integrable. Thus, the phase space \mathcal{M}^5 is foliated (almost everywhere) into two-dimensional invariant manifolds, which are parameterized by the values of the integrals $H = h$, $F_1 = p_\psi$, $F_3 = p_\varphi$. Here and throughout the paper H , F_1 and F_3 are regarded as functions of the phase variables (\mathbf{M}, γ) , and h , p_φ and p_ψ are constant values of these functions, which remain the same during the motion along a specific phase trajectory.

3.2 Bifurcation analysis

Two-dimensional (at fixed values $F_1 = p_\psi$) bifurcation diagrams for an ellipsoid of revolution with the center of mass displaced along the symmetry axis were constructed by M. Yu. Ivochkin in [24]. Though the three-dimensional bifurcation diagram that we need for our analysis can be easily derived from [24], we construct it below by using a different method as for our purposes it is important to draw an analogy to the case that will be examined in Section 4 in a similar way.

Consider a three-dimensional integral map $\Phi = (p_\varphi, p_\psi, h): \mathcal{M}^5 \rightarrow \mathbb{R}^3$ and the corresponding three-dimensional bifurcation diagram Σ , which is the image

of the critical set of Φ

$$S = \{x: \text{rank } d\Phi(x) < 3\}$$

and consists of two subsets $S_2 = \{x: \text{rank } d\Phi(x) = 2\}$ and $S_1 = \{x: \text{rank } d\Phi(x) = 1\}$. The set S_2 is a two-parameter family of closed curves in \mathcal{M}^5 , which (in the typical case) are periodic solutions of (3). The image of this set in the space of first integrals is a bifurcation surface. The set S_1 consists of two one-parameter families of equilibrium points in \mathcal{M}^5 , and the corresponding image in the space of first integrals consists of two curves.

Proposition 1 *For the case of a dynamically symmetric ellipsoid of revolution rolling on a smooth plane, the bifurcation diagram in the space of first integrals (p_φ, p_ψ, h) consists of*

1. the surface of regular precessions given by the equation

$$h = \frac{(p_\psi - p_\varphi \gamma_3)^2}{2I_1(1 - \gamma_3^2)} + \frac{p_\varphi^2}{2I_3} + mg\sqrt{b_1^2 - (b_1^2 - b_3^2)\gamma_3^2}, \quad (8)$$

where γ_3 is the solution of the equation

$$\frac{(p_\psi - p_\varphi \gamma_3)(p_\psi \gamma_3 - p_\varphi)}{I_1(1 - \gamma_3^2)^2} + \frac{mg(b_3^2 - b_1^2)}{\sqrt{b_1^2 - (b_1^2 - b_3^2)\gamma_3^2}} \gamma_3 = 0,$$

2. two families of (relative) equilibrium points determined by the curves

$$h = mgb_3 + \frac{p_\varphi^2}{2I_3}, \quad p_\psi = \pm p_\varphi. \quad (9)$$

Proof. Choose the variables $\mathbf{x} = (\gamma_3, \dot{\gamma}_3, \varphi, p_\varphi, p_\psi)$ as local coordinates on \mathcal{M}^5 , where φ is the angle of self-rotation, $p_\varphi = M_3$ and $p_\psi = (\mathbf{M}, \boldsymbol{\gamma})$ are the momenta canonically conjugate to the angles of intrinsic rotation and precession (which are integrals of motion in this case), γ_3 is the projection of $\boldsymbol{\gamma}$ onto the symmetry axis of the body, which is related to the nutation angle by $\gamma_3 = \cos \theta$. The chosen coordinates are defined everywhere on \mathcal{M}^5 except for those points where the equality $\gamma_3 = \pm 1$ holds; we shall consider these points separately.

We first consider the case where the rank of the map Φ drops by 1 (the critical set S_2). For this purpose, we write in the chosen variables the corresponding Jacobian

$$\frac{\partial(H, F_1, F_3)}{\partial \mathbf{x}} = \begin{pmatrix} \frac{\partial H}{\partial \gamma_3} & \frac{\partial H}{\partial \dot{\gamma}_3} & \frac{\partial H}{\partial \varphi} & \frac{\partial H}{\partial p_\varphi} & \frac{\partial H}{\partial p_\psi} \\ 0 & 0 & 0 & 0 & 1 \\ 0 & 0 & 0 & 1 & 0 \end{pmatrix}, \quad (10)$$

where the Hamiltonian has the form

$$H = \frac{1}{2} \left(\frac{m(b_1^2 - b_3^2)\gamma_3^2}{b_1^2 - (b_1^2 - b_3^2)\gamma_3^2} + \frac{I_1}{1 - \gamma_3^2} \right) \dot{\gamma}_3^2 + \frac{(p_\psi - p_\varphi\gamma_3)^2}{2I_1(1 - \gamma_3^2)} + \frac{p_\varphi^2}{2I_3} + mg\sqrt{b_1^2 - (b_1^2 - b_3^2)\gamma_3^2}. \quad (11)$$

Since $\frac{\partial H}{\partial \varphi} = 0$, the condition for the rank to fall with $\gamma_3 \neq \pm 1$ can be represented as two algebraic equations

$$\frac{\partial H}{\partial \gamma_3} = 0, \quad \frac{\partial H}{\partial \dot{\gamma}_3} = 0, \quad (12)$$

which define in \mathcal{M}^5 a two-parameter (with parameters p_φ and p_ψ) family of closed curves forming S_2 . These curves are periodic solutions of the system (3) and are called regular precessions (since they correspond to rotations of the body with a constant angle of inclination of the axis of rotation relative to the vertical). Substituting the solution of Eqs. (12) into the Hamiltonian (11), we obtain the bifurcation surface of regular precessions (8) in the space of first integrals.

Now consider a neighborhood of the point $\gamma_3 = \pm 1$. As local coordinates near $\gamma_3 = \pm 1$ we choose the variables $\mathbf{y} = (\gamma_1, \gamma_2, M_1, M_2, M_3)$. The Jacobian (10) in these coordinates takes the form

$$\frac{\partial(H, F_1, F_3)}{\partial \mathbf{y}} \Big|_{\gamma_3 = \pm 1} = \begin{pmatrix} \frac{\partial H}{\partial \gamma_1} \Big|_{\gamma_3 = \pm 1} & \frac{\partial H}{\partial \gamma_2} \Big|_{\gamma_3 = \pm 1} & I_1^{-1} M_1 & I_1^{-1} M_2 & I_1^{-1} M_3 \\ M_1 & M_2 & 0 & 0 & \pm 1 \\ 0 & 0 & 0 & 0 & 1 \end{pmatrix}. \quad (13)$$

It is straightforward to notice that the rank of matrix (13) drops (and by 2 at once) for $M_1 = M_2 = 0$. The corresponding critical set is a one-parameter family of relative equilibria of the system (3) and can be written as $S_1 = \{\mathbf{M} = (0, 0, p_\varphi), \gamma = (0, 0, \pm 1): p_\varphi = (-\infty, +\infty)\}$. Physically these equilibria are vertical rotations of the ellipsoid about its axis of symmetry. The image of this set in the space of first integrals consists of two bifurcation curves (9). ■

Fig. 4 shows a three-dimensional bifurcation diagram of the system under consideration for the following parameters: $I_1 = 1$, $I_3 = 1.5$, $b_1 = 1$, $b_2 = 2$, $m = 1$, $g = 1$. Visually the diagram consists of a “bucket” with two intersecting “threads” hanging above its bottom and corresponding to focus singularities. At some critical value of energy h these “threads” reach the boundary of the “bucket” and become center-center singularities through the well-known Hopf bifurcation. From the viewpoint of dynamics this phenomenon is well known

as gyro-stabilization of the top at high rotational velocities. We can obtain two-dimensional bifurcation diagrams by intersecting the three-dimensional diagram with the plane $p_\psi = \text{const}$ (or any other vertical plane). If the chosen plane of section is not parallel to the planes $p_\psi = \pm p_\varphi$ and does not pass through the origin, then the corresponding two-dimensional bifurcation diagram contains two focus singular points (see Fig. 4).

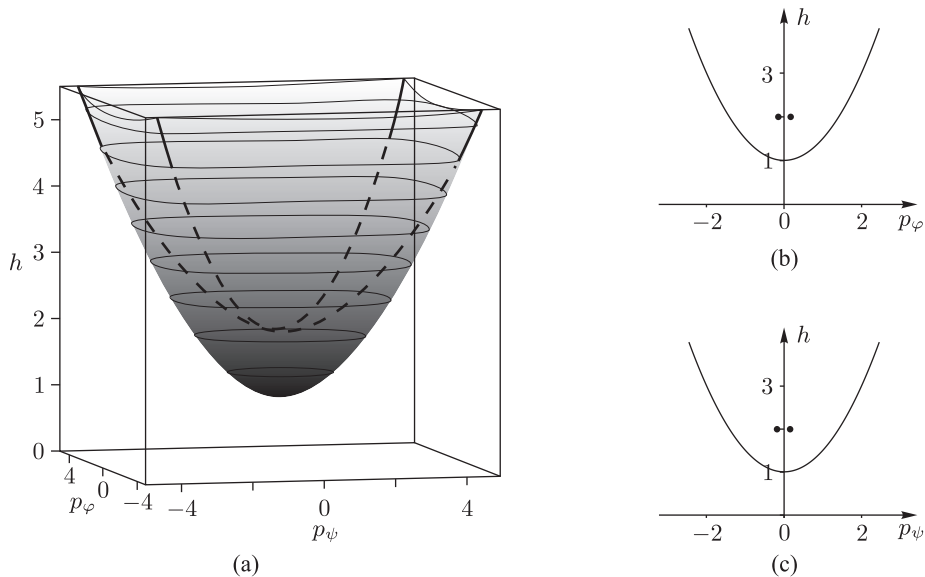


Fig. 4: Bifurcation diagram in the problem of an ellipsoid of revolution on a smooth plane at $I_1 = 1$, $I_3 = 1.5$, $b_1 = 1$, $b_2 = 2$, $m = 1$, $g = 1$: (a) three-dimensional bifurcation diagram in the space (p_φ, p_ψ, h) , (b) section formed by the intersection of the bifurcation diagram with the plane $p_\psi = 0.157$, (c) section formed by the intersection of the bifurcation diagram with the plane $p_\varphi = 0.157$.

3.3 Analysis of monodromy

To analyze the monodromy using the approach developed in Section 2.1, it is necessary to choose a way of going around the singular points of the system in the space of first integrals (p_φ, p_ψ, h) . Whereas there is only one way to go around one singularity, there exist two essentially different scenarios for going around two singularities. One of them is a bypass at a fixed value of the integral p_ψ (or a topologically equivalent bypass). The other is a bypass at a fixed value of

the integral p_φ (or a topologically equivalent bypass). Fig. 5 shows both bypass scenarios in the space (p_φ, p_ψ, h) . For a straightforward numerical analysis we choose the circles lying in the planes $p_\psi = \text{const}$ and $p_\varphi = \text{const}$ as curves bypassing the singular points:

$$\begin{aligned} \gamma_\psi &= \{(p_\varphi, p_\psi, h): p_\varphi = p_\varphi^0 + r_0 \sin \alpha, \quad p_\psi = p_\psi^0, \quad h = h^0 + r_0 \cos \alpha, \quad \alpha \in [0, 2\pi)\}, \\ \gamma_\varphi &= \{(p_\varphi, p_\psi, h): p_\varphi = p_\varphi^0, \quad p_\psi = p_\psi^0 + r_0 \sin \alpha, \quad h = h^0 + r_0 \cos \alpha, \quad \alpha \in [0, 2\pi)\}. \end{aligned} \quad (14)$$

The parameters p_φ^0 , p_ψ^0 , h^0 and r_0 define the plane, the center of the circle and its radius and fix in the phase space the three-dimensional manifold Q_3 (see Section 2.1), which is the preimage of the curve γ_ψ (or γ_φ) for integral mapping. The variable α is an angle coordinate on the curve γ_ψ (or γ_φ) and parameterizes the family of invariant tori forming Q_3 . On each of the invariant tori it is convenient to choose as coordinates the Euler angles φ and θ , which are convenient for calculations, although they are not classical angle coordinates on a torus. A schematic of the manifold is shown in Fig. 2.

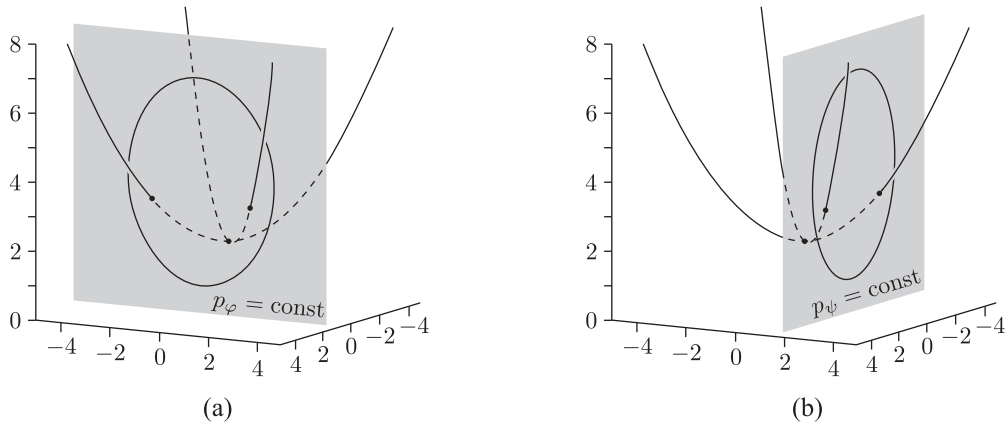


Fig. 5: Two scenarios for going around the focus singularities in the space (p_φ, p_ψ, h) .

On the invariant torus corresponding to some value α , as basis cycle μ_α (invariant under the symmetry field of the system) we choose a cycle given by the relation $\dot{\theta} = \text{const} \neq 0$.

The family of cycles μ_α , $\alpha \in [0, 2\pi)$ forms the torus

$$T_{\text{transv}} = \{\mathbf{x}: \mathbf{x} \in \mathcal{M}^5, \Phi(\mathbf{x}) \in \gamma_\psi, \dot{\theta} = \text{const}\}.$$

As stated above, the phase flow of the system is transverse to this torus and defines the Poincaré map (2) on it. As angle coordinates on the torus T_{transv} one can choose α and φ . The basis cycle μ_α in these coordinates is a vertical straight line $\alpha = \text{const}$ and is obviously invariant under the Poincaré map, since the value α is the integral of motion of the system under consideration. Thus, as the first basis cycle on the torus T_{transv} we can choose the cycle $\alpha = \text{const}$.

We now define the second basis cycle ν on the torus T_{transv} by $\varphi = 0$. Thus, the analysis of monodromy reduces to analysis of iterations of the cycle $\nu = \{\varphi = 0\}$ with the Poincaré map (2) on the torus $T_{\text{transv}} = \{(\alpha, \varphi)\}$. The nontrivial monodromy with coefficient k (see Section 2.1) corresponds to the case where the image $\sigma(\nu)$ of the basis cycle ν is a curve making k turns in the direction φ as α changes from zero to 2π .

We now consider the results of numerical investigation of the Poincaré map (2) for the system (3). Fig. 6a shows the torus T_{transv} as a square in coordinates α and φ . It can be seen that the basis cycle ν is the straight line $\varphi = 0$. The curves depicted on the square are the images of this basis cycle under the action of the Poincaré map (2) in cases of going around the singularities of the system along three different curves $\gamma_\psi^{(1)}$, $\gamma_\psi^{(2)}$, $\gamma_\psi^{(12)}$ lying in the plane $p_\psi = \text{const}$ and depicted in Fig. 6b. The curves $\gamma_\psi^{(1)}$ and $\gamma_\psi^{(2)}$ correspond to a “walk” around each single singularity, and $\gamma_\psi^{(12)}$ correspond to simultaneously going around both singularities. The same images of basis cycles in the space $(\gamma_1, \gamma_2, M_3)$ are presented in Fig. 6 (for the curves $\gamma_\psi^{(1)}$ and $\gamma_\psi^{(2)}$) and in Fig. 6d (for the curve $\gamma_\psi^{(12)}$). The figure shows that in the case of going around each of the foci the monodromy is nontrivial ($k = -1$), while in the case of simultaneously going around both foci it doubles.

Fig. 7 presents analogous calculation results for the curves $\gamma_\varphi^{(1)}$, $\gamma_\varphi^{(2)}$ and $\gamma_\varphi^{(12)}$ lying in the plane $p_\varphi = \text{const}$. As seen in the figure, the curve $\gamma_\varphi^{(1)}$ corresponds to the negative monodromy $k = -1$, the curve $\gamma_\varphi^{(2)}$ to the positive monodromy $k = +1$, and for the curve $\gamma_\varphi^{(12)}$ the monodromy is trivial.

The cases considered here correspond to a walk around two focus singularities at small but nonzero values of the integrals p_φ and p_ψ . If their values are assumed to be equal to zero, the pairs of focus points shown in Figs. 6b and 7b merge into a single one. In the phase space \mathcal{M}^5 this corresponds to the situation where the focus points are at the same singular level of integral mapping, that is, this level becomes a double pinched torus. On the three-dimensional

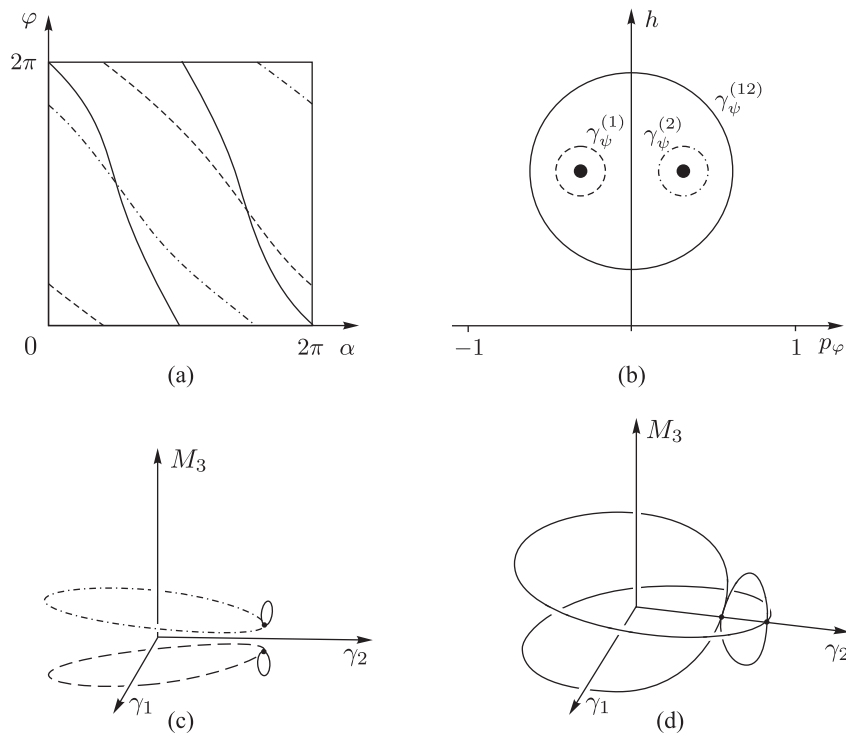


Fig. 6: Images $\sigma(\nu)$ of the basis cycle $\nu = \{\varphi = 0\}$ under the Poincaré map: (a) on the torus T_{transv} , (c,d) in the space $(\gamma_1, \gamma_2, M_3)$; (b) the corresponding curves going around the singularities in the plane $p_\psi = 0.157$.

bifurcation diagram this event corresponds to the point of intersection of two hanging threads. From the viewpoint of monodromy, of course, there will be no changes, since the circles $\gamma_\psi^{(1)}$ and $\gamma_\psi^{(2)}$ will undergo no bifurcations (see Fig. 8)

In other words, when going around a torus with two pinch points in the plane $p_\psi = 0$, we obtain a monodromy matrix of the form $\begin{pmatrix} 1 & 2 \\ 0 & 1 \end{pmatrix}$, as it should be in the Hamiltonian case, and when a point analogously goes around the same fiber in the plane $p_\varphi = 0$ the monodromy matrix turns out to be trivial, i.e., $\begin{pmatrix} 1 & 0 \\ 0 & 1 \end{pmatrix}$, which is impossible in the Hamiltonian case (see Section 2). Of course, there is no contradiction here. The statement that in the Hamiltonian case the monodromy matrix must have the form $\begin{pmatrix} 1 & 2 \\ 0 & 1 \end{pmatrix}$ applies to Hamiltonian systems defined on four-dimensional symplectic manifolds, i.e., a walk around a singular

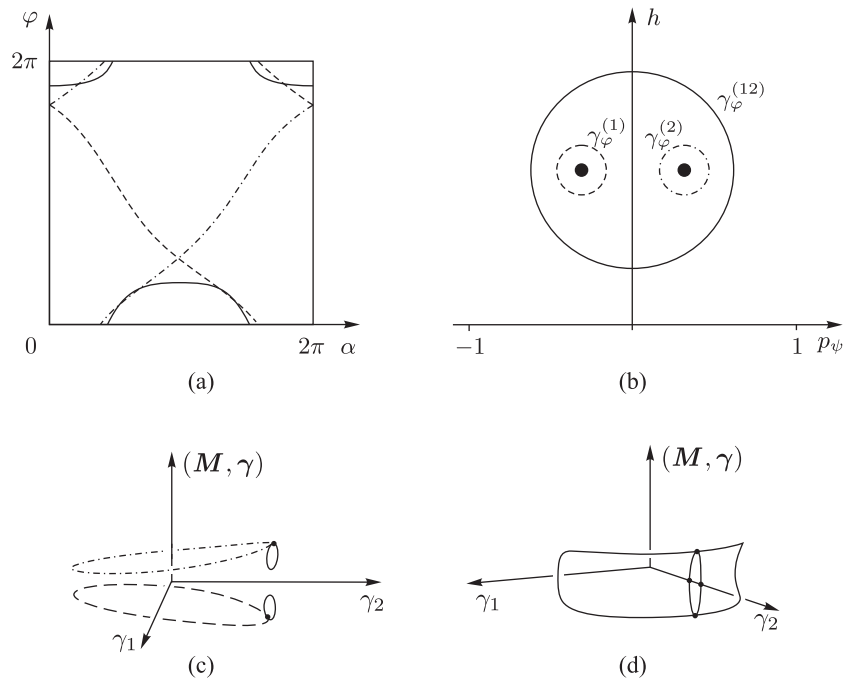


Fig. 7: Images $\sigma(\nu)$ of the basis cycle $\nu = \{\varphi = 0\}$ for the Poincaré map: (a) on the torus T_{transv} , (c,d) in the space $(\gamma_1, \gamma_2, (\mathbf{M}, \gamma))$; (b) the corresponding curves going around the singularities in the plane $p_\varphi = 0.157$.

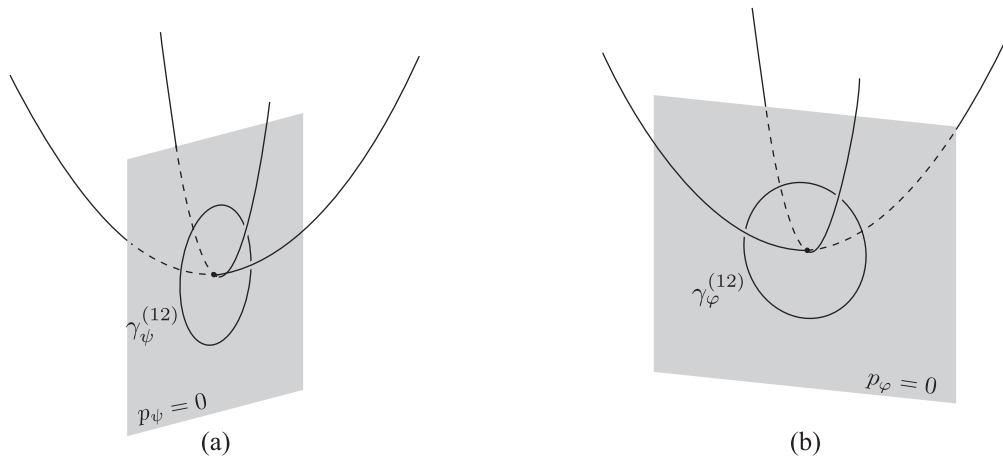


Fig. 8: Two ways to go around a double focus point.

fiber must be performed on the *symplectic* level. The level $p_\psi = 0$ satisfies this condition, as it is a symplectic fiber of the Poisson structure. On the contrary, the level $p_\varphi = \text{const}$ possesses no symplectic structure, and therefore no Hamiltonian monodromy occurs in this case.

4 Rolling of an ellipsoid of revolution on a rough plane

4.1 Equations of motion and first integrals

Now consider an axisymmetric ellipsoid rolling on a plane without slipping under the same assumptions about its form and mass distribution as in Section 3. The equations of motion, first integrals and a discussion of the dynamics of an ellipsoid (and an arbitrary body) rolling on a plane can be found in [12]. Also notice that the bifurcation analysis for quite a similar problem of a flat round disk rolling on a plane, which can be treated as a limiting case of an oblate ellipsoid of revolution, was done in [16].

The equations of motion in our case are

$$\begin{cases} \dot{\mathbf{M}} = \mathbf{M} \times \boldsymbol{\omega} - m\dot{\mathbf{r}} \times (\boldsymbol{\omega} \times \mathbf{r}) + mg\mathbf{r} \times \boldsymbol{\gamma}, \\ \dot{\boldsymbol{\gamma}} = \boldsymbol{\gamma} \times \boldsymbol{\omega}, \end{cases} \quad (15)$$

where the angular momentum of the body \mathbf{M} w.r.t. the point of contact is related to the angular velocity of the ellipsoid $\boldsymbol{\omega}$ by

$$\mathbf{M} = \mathbf{I}\boldsymbol{\omega} + m\mathbf{r} \times (\boldsymbol{\omega} \times \mathbf{r}), \quad (16)$$

and \mathbf{r} and $\boldsymbol{\gamma}$ are expressed in terms of each other with the help of (5) as before.

The equations (15) admit the energy integral

$$H = \frac{1}{2} (\mathbf{M}, \boldsymbol{\omega}) - mg(\mathbf{r}, \boldsymbol{\gamma}) \quad (17)$$

and the geometric integral $\boldsymbol{\gamma}^2 = 1$, and define, as in the previous case, the flow on \mathcal{M}^5 . In addition, in the axisymmetric case the equations of motion admit an invariant measure of the form

$$\rho = \frac{1}{\sqrt{I_1 I_3 + m(\mathbf{r}, \mathbf{I}\mathbf{r})}} \quad (18)$$

and two more integrals of motion. In the case of an arbitrary body of revolution these integrals are linear in \mathbf{M} , however, they are expressed in terms of non-algebraic (for a disk, for example, hypergeometric) functions of γ . Below we present a short algorithm for obtaining these integrals (for details see [12]).

We introduce the variables K_1 and K_2 invariant under rotations about the symmetry axis

$$\begin{aligned} K_1 &= M_1\gamma_1 + M_2\gamma_2 + \frac{b_3^2}{b_1^2} M_3\gamma_3, \\ K_2 &= \frac{\omega_3}{\rho} = \rho \left(\frac{mb_1^2b_3^2\gamma_3}{b_1^2 + (b_3^2 - b_1^2)\gamma_3^2} \left(M_1\gamma_1 + M_2\gamma_2 + \frac{b_3^2}{b_1^2} M_3\gamma_3 \right) + I_1 M_3 \right), \end{aligned} \quad (19)$$

and as the new time we choose γ_3 . Then the equations of motion for K_1, K_2 take the form of the linear system

$$K_1' = \rho I_3 \frac{b_3^2 - b_1^2}{b_1^2} K_2, \quad K_2' = \frac{m\rho b_1^4 (b_3^2 - b_1^2) (1 - \gamma_3^2)}{(b_1^2 + (b_3^2 - b_1^2)\gamma_3^2)^2} K_1. \quad (20)$$

The general solution to this system can be represented as

$$\mathbf{K} = \mathbf{G}(\gamma_3)\mathbf{C}, \quad (21)$$

where $\mathbf{K} = (K_1, K_2)$, \mathbf{G} is the fundamental solution matrix of the system (20) with the initial conditions $\mathbf{G}(\gamma_3 = 0) = \text{Id}$, which can be expressed in terms of the Heun functions, and $\mathbf{C} = (C_1, C_2)$ are the constants of integration, which are the sought-for first integrals. As above, by the capital letters C_1 and C_2 we denote the integrals of motion as functions of the phase variables and by the lowercase letters c_1 and c_2 the values which they take on specific trajectories. By virtue of the uniqueness theorem the matrix $\mathbf{G}(\gamma_3)$ is reversible for all values of γ_3 . Thus, the first integrals of motion have the form

$$\mathbf{C} = \mathbf{G}^{-1}(\gamma_3)\mathbf{K}$$

and are functions linear in momenta, with coefficients which are non-algebraic functions of γ_3 . We note that the integrals C_1 and C_2 are not equivalent. Analysis of the expressions (19) for determination of K_1 and K_2 , and of the chosen initial conditions of the fundamental solution matrix $\mathbf{G}(\gamma_3 = 0) = \text{Id}$ suggests that the integral C_1 is an analog of the area integral F_1 in the previous problem and the integral C_2 is an analog of the Lagrange integral F_3 . In what follows we shall ascertain the correctness of this analogy when analyzing the monodromy of the systems under consideration.

4.2 Bifurcation analysis

As in the previous section, we introduce the local coordinates $\mathbf{x} = (\gamma_3, \dot{\gamma}_3, \varphi, C_1, C_2)$. By calculating the corresponding Jacobian $\frac{\partial \mathbf{x}}{\partial (\mathcal{M}, \boldsymbol{\gamma})}$, it is easy to show that these coordinates are defined everywhere on \mathcal{M}^5 except for those points where $\gamma_3 = \pm 1$. Using the approach developed in Section 3.2, it is straightforward to show that the critical set S_2 is given by two equations

$$\frac{\partial H}{\partial \gamma_3} = 0, \quad \frac{\partial H}{\partial \dot{\gamma}_3} = 0, \quad (22)$$

where H is the energy integral expressed in terms of the chosen coordinates and has the form

$$H = \frac{1}{2I_1(1 - \gamma_3^2)} \left(K_1^2 - \frac{I_3 l^2 K_2^2}{m b_1^2} K_2^2 + \frac{m b_3^2 \gamma_3^2}{I_1 l^2} \left(K_1 - \frac{l^2 K_2}{\rho m b_1 b_3} \right)^2 \right) + \frac{1}{2} k^2 \dot{\gamma}_3^2 + U(\gamma_3^2), \quad (23)$$

$l = \sqrt{b_1^2(1 - \gamma_3^2) + b_3^2 \gamma_3^2}$ is the height of the center of mass of the ellipsoid, and K_1 and K_2 are expressed in terms of the integrals C_1, C_2 and γ_3 using (21). It follows from the second of Eqs. (22) that $\dot{\gamma}_3 = 0$. Thus, the bifurcation surface in this case is given by the relation

$$H = \frac{1}{2I_1(1 - \gamma_3^2)} \left(K_1^2 - \frac{I_3 l^2 K_2^2}{m b_1^2} K_2^2 + \frac{m b_3^2 \gamma_3^2}{I_1 l^2} \left(K_1 - \frac{l^2 K_2}{\rho m b_1 b_3} \right)^2 \right) + U(\gamma_3^2), \quad (24)$$

where γ_3 is the solution of the equation $\frac{\partial H}{\partial \gamma_3} \Big|_{\dot{\gamma}_3=0} = 0$.

As in the case of the ellipsoid rolling on a smooth plane, the case $\gamma_3 = \pm 1$ should be considered separately. Obviously there exist two types of trajectories for which the equality $\gamma_3 = \pm 1$ holds. The first type includes trajectories transversally intersecting the submanifold $\{\mathbf{x}: \gamma_3 = \pm 1\}$. For such trajectories the relations $\dot{\gamma}_3|_{\gamma_3=\pm 1} = 0, \ddot{\gamma}_3|_{\gamma_3=\pm 1} \neq 0$ are satisfied. Due to continuity, for the motion along such trajectories in an arbitrarily small neighborhood of point $\gamma_3 = \pm 1$ the derivative $\dot{\gamma}_3$ becomes different from zero. Consequently, such a trajectory cannot be a singular periodic solution, since it requires that the equality $\dot{\gamma}_3 = 0$ be satisfied.

The second type of trajectories for which the equality $\gamma_3 = \pm 1$ holds includes trajectories completely lying on this submanifold. For these trajectories the relations $\gamma_3 = \pm 1, \dot{\gamma}_3 = 0$ and $\ddot{\gamma}_3 = 0$ hold. Differentiating the second

equation (15) and substituting the equalities $\gamma_1 = \gamma_2 = 0$ into it, we obtain

$$\ddot{\gamma}_3 \Big|_{\gamma_3=\pm 1} = -\frac{M_1^2 + M_2^2}{(I_1 + mb_3^2)^2},$$

hence, for solutions of the second type we have $\mathbf{M} = (0, 0, M_3)$ and such solutions are vertical rotations about the symmetry axis. It is straightforward to show that the corresponding Jacobi matrix has the form

$$\frac{\partial(H, C_1, C_2)}{\partial(\mathbf{M}, \gamma_1, \gamma_2)} \Big|_{\substack{\gamma_3=\pm 1 \\ \mathbf{M}=(0,0,M_3)}} = \begin{pmatrix} 0 & 0 & \frac{\partial H}{\partial M_3} & 0 & 0 \\ 0 & 0 & \frac{\partial C_1}{\partial M_3} & 0 & 0 \\ 0 & 0 & \frac{\partial C_2}{\partial M_3} & 0 & 0 \end{pmatrix},$$

and its rank drops by two. Thus, as in the case of a smooth ellipsoid, the vertical rotations about the symmetry axis form two one-parameter families of singular points $S_1 = \{\mathbf{M} = (0, 0, M_3), \gamma = (0, 0, \pm 1): M_3 \in (-\infty, \infty)\}$, whose image in the space of first integrals consists of two curves. The corresponding bifurcation diagram is presented in Fig. 9 and does not qualitatively differ from the diagram for the case of a smooth plane.

For a generic ellipsoid with distinct semiaxes (even for a homogeneous one), the situation is much more complicated. So far, it is not even clear whether there exists an invariant measure in this case. It is known that for completely asymmetric bodies, its absence leads to the existence of a strange attractor and contradicts the property of being Hamiltonian and conformally Hamiltonian [7, 8, 13].

4.3 Analysis of monodromy

To analyze the monodromy, we use the approach developed in Section 3.3. It is sufficient to replace p_ψ with c_1 and p_φ with c_2 in our reasoning. The results of building a map for the curves lying in the plane $c_1 = \text{const}$ are presented in Fig. 10 and those for the curves lying in the plane $c_2 = \text{const}$ are shown in Fig. 11. As seen in the figures, the monodromy for the curves in the plane $c_1 = \text{const}$ is identical (up to sign) with the case $p_\psi = \text{const}$, and for the curves lying in the plane $c_2 = \text{const}$ with the case $p_\varphi = \text{const}$ for the ellipsoid rolling on a smooth plane.

Thus, despite the fact that the problem of an ellipsoid of revolution rolling on a rough plane is nonholonomic, its monodromy completely coincides with the one of the Hamiltonian problem of rolling on a smooth plane. Moreover, these

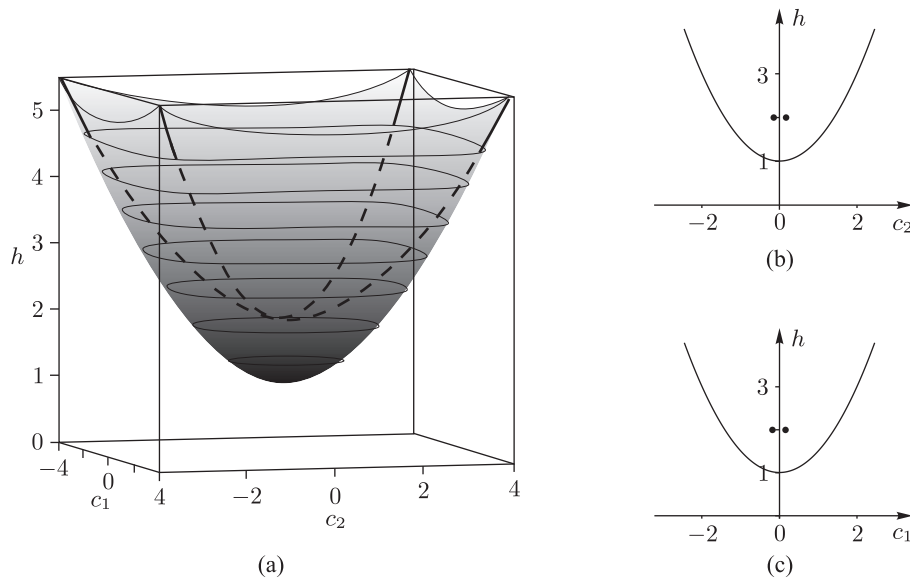


Fig. 9: Bifurcation diagram in the problem of an axisymmetric ellipsoid rolling on a rough plane for $I_1 = 1$, $I_3 = 1.5$, $b_1 = 1$, $b_2 = 2$, $m = 1$, $g = 1$: (a) three-dimensional bifurcation diagram in the space (c_2, c_1, h) , (b) section formed by the intersection of the bifurcation diagram with the plane $c_1 = 0.157$, (c) section formed by the intersection of the bifurcation diagram with the plane $c_2 = 0.157$.

two problems *do not differ from each other topologically* at all, which allows us to conjecture that the first (nonholonomic) problem is, in fact, conformally Hamiltonian.

5 Results of the analysis and conclusions

The main result of our analysis is the confirmation of our counter conjecture: the nonholonomic integrable system describing the dynamics of an ellipsoid of revolution on a *rough* plane, in its topological properties, is quite analogous to the Hamiltonian system describing the dynamics of the same ellipsoid on a *smooth* plane. In other words, the monodromy gives no topological obstructions to the Hamiltonization of the nonholonomic system in question.

However, this conclusion does not mean that the monodromy is useless for the Hamiltonization problem. On the contrary, the above example demonstrates

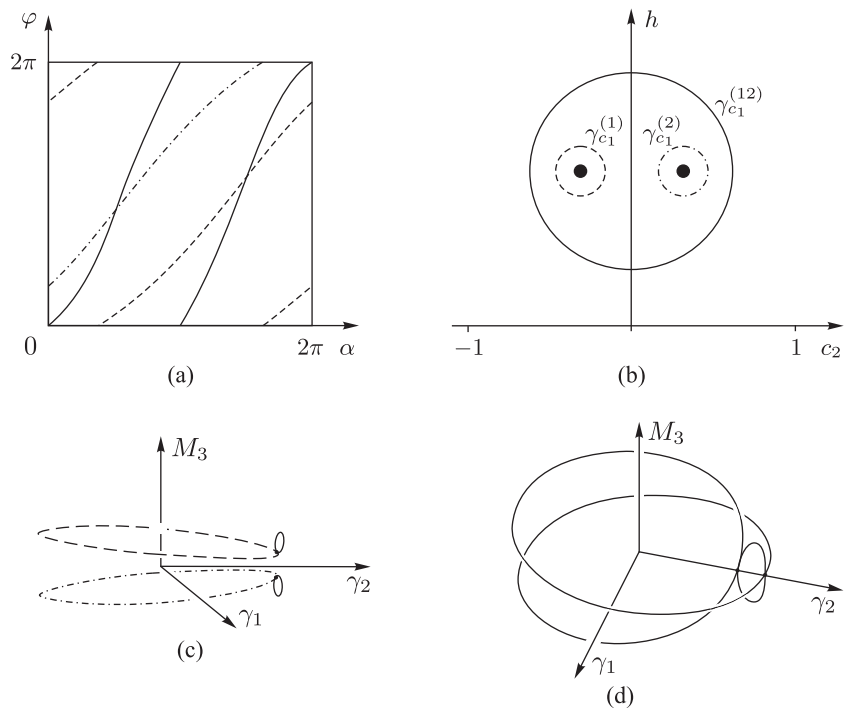


Fig. 10: Images $\sigma(\nu)$ of the basis cycle $\nu = \{\varphi = 0\}$ under the Poincaré map: (a) on the torus T_{transv} , (c, d) in the space $(\gamma_1, \gamma_2, M_3)$; (b) the corresponding curves going around the singularities in the plane $p_\varphi = 0.157$.

its exceptional effectiveness. Indeed, when solving the Hamiltonization problem we usually want to construct a Poisson (but not a symplectic!) structure relative to which a system under consideration turns out to be Hamiltonian. It is natural to require the energy integral known a priori to be the Hamiltonian of the system. The situation with the other integrals is not so clear. One needs to “partition” them somehow into Casimir functions and “real” integrals. The choice of the Casimir functions in this context is equivalent to defining the foliation of the space \mathcal{M}^5 into symplectic leaves.

The monodromy helps to eliminate an incorrect “partition”. It is this phenomenon that we observe in the problem under consideration. In addition to the energy integral, our nonholonomic system possesses two linear integrals, which at first glance do not considerably differ from each other. For Hamiltonization of the system, it is natural to “choose” one of them as a Casimir function of the

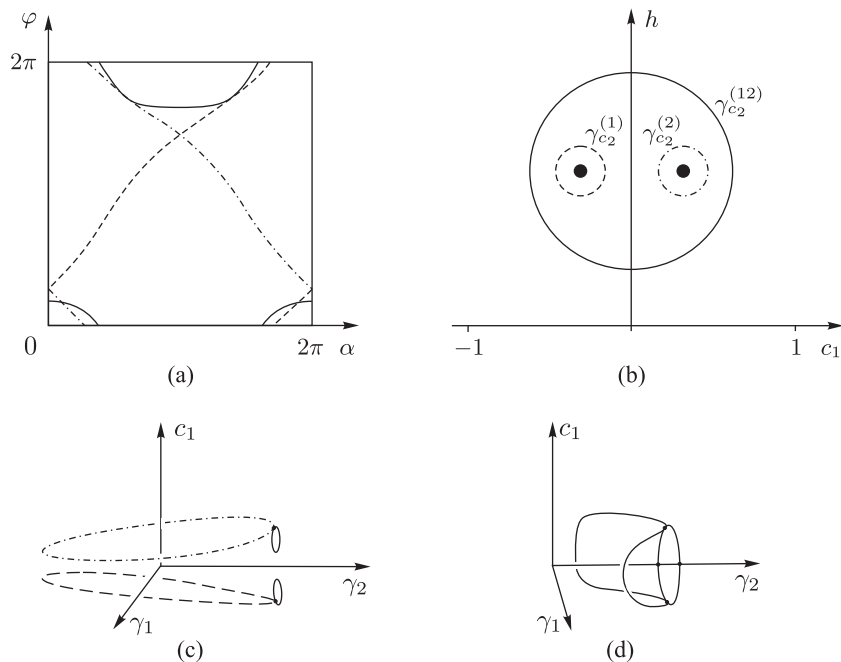


Fig. 11: Images $\sigma(\nu)$ of the basis cycle $\nu = \{\varphi = 0\}$ under the Poincaré map: (a) on the torus T_{transv} , (c,d) for the Poincaré map in the space $(\gamma_1, \gamma_2, c_1)$; (b) the corresponding curves going around the singularities in the plane $p_\varphi = 0.157$.

sought-for Poisson structure. Which of the two? The analysis shows that C_2 does not suit for this purpose, since with this choice the monodromy around the singular fiber becomes non-Hamiltonian. Conversely, C_1 is quite suitable: from the topological point of view the foliation into hypothetical symplectic leaves will be “like” the standard one, and there will be no problems with monodromy.⁴

By the way, an explicit Hamiltonization of an ellipsoid of revolution on a rough plane is still not accomplished (we mean the existence of a suitable Poisson structure of rank 4; the structure of rank 2 for this problem after some additional reduction has been found in [12]), although attempts to find an ex-

⁴Non-equivalence of the integrals can be detected in another way as well. The levels of the first of them $\{C_1 = \text{const}\}$ are diffeomorphic to the cotangent bundle to the sphere T^*S^2 , whereas for the other integral C_2 they will be direct products of $S^2 \times \mathbb{R}^2$ (i.e., trivial \mathbb{R}^2 -bundles over the sphere). However, this does not cause any problem from the symplectic point of view: both are good symplectic manifolds.

PLICIT conformally Hamiltonian representation for this kind of problems have been made. However, even for a simpler problem of Routh's sphere (a dynamically symmetric ball with a displaced center of mass), so far one has not succeeded in constructing a Poisson structure without singularities [2].

We also note that the method for calculating the monodromy using the Poincaré map has proved to be very effective, illustrative and stable. This method can also be applied successfully in studying other (even non-integrable) problems, since the Poincaré map can be defined for much more general dynamical systems.

The authors thank A. V. Borisov, I. S. Mamaev and B. Zhilinskii for useful discussions. A. V. Bolsinov would like to emphasize an exceptional importance of the discussions with H. Dullin on topological and dynamical aspects of the monodromy phenomenon in June 2009, many ideas from those conversations have been used in this work in the most immediate way.

This research was supported by the Federal Target Program "Scientific and Scientific-Pedagogical Personnel of Innovative Russia" for 2009–2013, Agreement No 14.37.21.1935 "Topological Methods in Mechanics and Hydrodynamics", the Analytical Departmental Target Program "Development of Scientific Potential of Higher Schools" for 2012–2014, No 1.1248.2011 "Nonholonomic Dynamical Systems and Control Problems", the Analytical Departmental Target Program "Development of Scientific Potential of Higher Schools" for 2012–2014, No 1.7734.2013 "Development of Nonholonomic Mobile Systems". The work of A. A. Kilin was supported by the grant of the President of the Russian Federation for young Doctors of Science MD-2324.2013.1 "Nonholonomic Mobile Systems: Various Models of Friction, Regular and Chaotic Regimes and Control".

References

- [1] Balseiro P., García-Naranjo L. Gauge transformations, twisted Poisson brackets and Hamiltonization of nonholonomic systems // Arch. Ration. Mech. Anal., 2012, vol. 205, no. 1, pp. 267–310.
- [2] Bizyaev I. A., Tsiganov A. V. On the Routh sphere problem // J. Phys. A, 2013, vol. 46, no. 8, pp. 1–11.

- [3] Bolsinov A. V., Borisov A. V., Mamaev I. S. Hamiltonization of nonholonomic systems in the neighborhood of invariant manifolds // Regul. Chaotic Dyn., 2011, vol. 16, no. 5, pp. 443–464.
- [4] Bolsinov A. V., Dullin H., Wittek A. Topology of energy surfaces and existence of transversal Poincaré sections // J. Phys. A, 1996, vol. 29, no. 16, pp. 4977–4985.
- [5] Bolsinov A. V., Oshemkov A. A. Singularities of integrable Hamiltonian systems // In: Topological Methods in the Theory of Integrable Systems, Cambridge Scientific Publ., 2006, pp. 1–67.
- [6] Bolsinov A. V., Fomenko A. T. Integrable Hamiltonian Systems: Geometry, Topology, Classification // Chapman & Hall, CRC, Boca Raton, FL, 2004.
- [7] Borisov A. V., Jalnina A. Yu., Kuznetsov S. P., Sataev I. R., Sedova J. V. Dynamical phenomena occurring due to phase volume compression in nonholonomic model of the rattleback // Regul. Chaotic Dyn., 2012, vol. 17, no. 6, pp. 512–532.
- [8] Borisov A. V., Kilin A. A., Mamaev I. S. New effects in dynamics of rattlebacks // Doklady Physics, 2006, vol. 51, no. 5, pp. 272–275. Original Russian text: Doklady Akademii Nauk, 2006, vol. 408, no. 2, pp. 192–195.
- [9] Borisov A. V., Kilin A. A., Mamaev I. S. On a nonholonomic dynamical problem // Mat. Zametki, 2006, vol. 79, no. 5, pp. 790–796.
- [10] Borisov A. V., Kilin A. A., Mamaev I. S. Hamiltonicity and integrability of the Suslov problem // Regul. Chaotic Dyn., 2011, vol. 16, no. 1–2, pp. 104–116.
- [11] Borisov A. V., Kilin A. A., Mamaev I. S. Generalized Chaplygin’s transformation and explicit integration of a system with a spherical support // Regul. Chaotic Dyn., 2012, vol. 17, no. 2, pp. 170–190.
- [12] Borisov A. V., Mamaev I. S. Rolling of a rigid body on plane and sphere: Hierarchy of dynamics // Regul. Chaotic Dyn., 2002, vol. 7, no. 2, pp. 177–200.

- [13] Borisov A. V., Mamaev I. S. Strange Attractors in Rattleback Dynamics // *Physics–Uspekhi*, 2003, vol. 46, no. 4, pp. 393–403. Original Russian text: *Uspehi Fiz. Nauk*, 2003, vol. 173, no 4, pp. 407–418.
- [14] Borisov A. V., Mamaev I. S. Rigid body dynamics: Hamiltonian methods, integrability, chaos // Moscow–Izhevsk: Institute of Computer Science, 2005, 576 p. (Russian)
- [15] Borisov A. V., Mamaev I. S. Conservation laws, hierarchy of dynamics and explicit integration of nonholonomic systems // *Regul. Chaotic Dyn.*, 2008, vol. 13, no. 5, pp. 443–490.
- [16] Borisov A. V., Mamaev I. S., Kilin A. A. Dynamics of rolling disk // *Regul. Chaotic Dyn.*, 2003, vol. 8, no. 2, pp. 201–212.
- [17] Chaplygin S. A. On the theory of the motion of nonholonomic systems. Theorem on the reducing factor // *Mat. Sbornik*, vol. 28, no. 2, pp. 303–314. (Russian)
- [18] Cushman R. H., Bates L. M. Global aspects of classical integrable systems // Birkhäuser-Verlag, Basel-Boston-Berlin, 1997.
- [19] Cushman R., Duistermaat J. J. Non-Hamiltonian monodromy // *J. Differential Equations*, 2001, vol. 172, no. 1, pp. 42–58.
- [20] Delosa J. B., Dhontb G., Sadovskii D. A., Zhilinskii B. I. Dynamical manifestations of Hamiltonian monodromy // *Ann. Physics*, 2009, vol. 324, no. 9, pp. 1953–1982.
- [21] Duistermaat J. J. On global action-angle coordinates // *Comm. Pure Appl. Math.*, 1980, vol. 33, no. 6, pp. 687–706.
- [22] Efstathiou K. *Metamorphoses of Hamiltonian Systems with Symmetries* // *Lecture Notes in Math*, vol. 1864, Springer Verlag Berlin Heidelberg New York, 2005.
- [23] Fernandez O., Mestdag T., Bloch A. A generalization of Chaplygin’s reducibility theorem // *Regul. Chaotic Dyn.*, 2009, vol. 14, no. 6, pp. 635–655.
- [24] Ivochkin M. Yu. Topological analysis of the motion of an ellipsoid on a smooth plane // *Sbornik: Mathematics*, 2008, vol. 199, no. 6, pp. 871–890.

- [25] Izosimov A. M. Classification of almost toric singularities of Lagrangian foliations // Sbornik: Mathematics, 2011, vol. 202. no. 7, pp. 1021–1042.
- [26] Kolmogorov A.N. On Dynamical Systems with an Integral Invariant on the Torus // Dokl. Akad. Nauk SSSR, 1953, vol. 93, no. 5, pp. 763–766 (Russian).
- [27] Kozlov V.V. On the Theory of Integration of the Equations of Non-holonomic Mechanics // Adv. in Mech., 1985, vol. 8, no. 3, pp. 85–107 (Russian).
- [28] Kozlov V.V. On invariant manifolds of nonholonomic systems // Regul. Chaotic Dyn., 2012, vol. 17, no. 2, pp. 131–141.
- [29] Lerman L. M., Umanskii Ya. L. Classification of four-dimensional integrable Hamiltonian systems and Poisson actions of \mathbb{R}^2 in extended neighbourhoods of simple singular points // Sbornik: Mathematics, 1994, vol. 77, no. 2, pp. 511–542.
- [30] Matveev V.S. Integrable Hamiltonian systems with two degrees of freedom. The topological structure of saturated neighborhoods of saddle-saddle and focus-focus type points // Sbornik: Mathematics, 1996, vol. 187, no. 4, pp. 495–524.
- [31] Nguyen T.Z. A note on focus-focus singularities // Differential Geom. Appl., 1997, vol. 7, no. 2, pp. 123–130.
- [32] Tsiganov A. V. One invariant measure and different Poisson brackets for two non-holonomic systems // Regul. Chaotic Dyn., 2012, vol. 17, no. 1, pp. 72–96.
- [33] Tsiganov A. V. On the Poisson structures for the nonholonomic Chaplygin and Veselova problems // Regul. Chaotic Dyn., 2012, vol. 17, no. 5, pp. 439–450.
- [34] Zhilinskii B.I. Hamiltonian monodromy, its manifestations and generalizations // RIMS Workshop “Geometric mechanics” (Kyoto, Dec. 2009). (RIMS Kokyuroku, vol. 1692.) Kyoto: Kyoto Univ., 2010, pp. 57–77.