

Entanglement in a quantum annealing processor

T. Lanting*,¹ A. J. Przybysz,¹ A. Yu. Smirnov,¹ F. M. Spedalieri,^{2,3} M. H. Amin,^{1,4} A. J. Berkley,¹ R. Harris,¹ F. Altomare,¹ S. Boixo^{†,2} P. Bunyk,¹ N. Dickson^{‡,1} C. Enderud,¹ J. P. Hilton,¹ E. Hoskinson,¹ M. W. Johnson,¹ E. Ladizinsky,¹ N. Ladizinsky,¹ R. Neufeld,¹ T. Oh,¹ I. Perminov,¹ C. Rich,¹ M. C. Thom,¹ E. Tolkacheva,¹ S. Uchaikin,^{1,5} A. B. Wilson,¹ and G. Rose¹

¹*D-Wave Systems Inc., 3033 Beta Avenue, Burnaby BC Canada V5G 4M9*

²*Information Sciences Institute, University of Southern California, Los Angeles CA USA 90089*

³*Center for Quantum Information Science and Technology, University of Southern California*

⁴*Department of Physics, Simon Fraser University, Burnaby, British Columbia, Canada V5A 1S6*

⁵*National Research Tomsk Polytechnic University, 30 Lenin Avenue, Tomsk, 634050, Russia*

Entanglement lies at the core of quantum algorithms designed to solve problems that are intractable by classical approaches. One such algorithm, quantum annealing (QA), provides a promising path to a practical quantum processor. We have built a series of scalable QA processors consisting of networks of manufactured interacting spins (qubits). Here, we use qubit tunneling spectroscopy to measure the energy eigenspectrum of two- and eight-qubit systems within one such processor, demonstrating quantum coherence in these systems. We present experimental evidence that, during a critical portion of QA, the qubits become entangled and that entanglement persists even as these systems reach equilibrium with a thermal environment. Our results provide an encouraging sign that QA is a viable technology for large-scale quantum computing.

I. INTRODUCTION

The last decade has been exciting for the field of quantum computation. A wide range of physical implementations of architectures that promise to harness quantum mechanics to perform computation have been studied [1–3]. Scaling these architectures to build practical processors with many millions to billions of qubits will be challenging [4, 5]. A simpler architecture, designed to implement a single quantum algorithm such as quantum annealing (QA), provides a more practical approach in the near-term [6, 7]. However, one of the main features that makes such an architecture scalable, namely a limited number of low bandwidth external control lines [8], prohibits many typical characterization measurements used in studying prototype universal quantum computers [9–14]. These constraints make it challenging to experimentally determine whether a scalable QA architecture, one that is inevitably coupled to a thermal environment, is capable of generating entangled states [15–18]. A demonstration of entanglement is considered to be a critical milestone for any approach to building a quantum computing technology. Herein, we demonstrate an experimental method to detect entanglement in subsections of a quantum annealing processor to address this fundamental question.

II. QUANTUM ANNEALING

QA is designed to find the low energy configurations of systems of interacting spins. A wide variety of optimization problems naturally map onto this physical system [19–22]. A QA algorithm is described by a time-dependent Hamiltonian for a set of N spins, $i = 1, \dots, N$,

$$\mathcal{H}_S(s) = \mathcal{E}(s) \mathcal{H}_P - \frac{1}{2} \sum_i \Delta(s) \sigma_i^x, \quad (1)$$

where the dimensionless \mathcal{H}_P is

$$\mathcal{H}_P = - \sum_i h_i \sigma_i^z + \sum_{i < j} J_{ij} \sigma_i^z \sigma_j^z \quad (2)$$

and $\sigma_i^{x,z}$ are Pauli matrices for the i th spin. The energy scales Δ and \mathcal{E} are the transverse and longitudinal energies of the spins, respectively, and the biases h_i and couplings J_{ij} encode a particular optimization problem. The time-dependent variation of Δ and \mathcal{E} is parameterized by $s \equiv t/t_f$ with time $t \in [0, t_f]$ and total run (anneal) time t_f . QA is performed by first setting $\Delta \gg \mathcal{E}$, which results in a ground state into which the spins can be easily initialized [6]. Then Δ is reduced and \mathcal{E} is increased until $\mathcal{E} \gg \Delta$. At this point, the system Hamiltonian is dominated by \mathcal{H}_P , which represents the encoded optimization problem. At the end of the evolution a ground state of \mathcal{H}_P represents the lowest energy configuration for the problem Hamiltonian and thus a solution to the optimization problem.

III. QUANTUM ANNEALING PROCESSOR

We have built a processor that implements \mathcal{H}_S using superconducting flux qubits as effective spins [6, 7, 23,

*Electronic address: tlanting@dwavesys.com

[†]currently at Google, 340 Main St, Venice, California 90291

[‡]currently at Side Effects Software, 1401-123 Front Street West, Toronto, Ontario, Canada

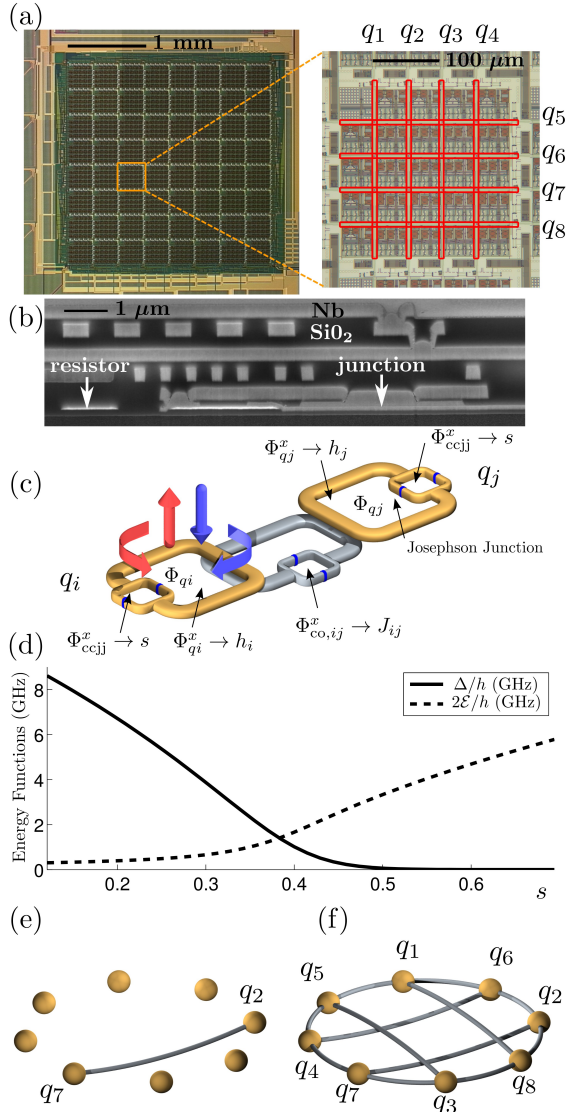


FIG. 1: **(a)** Photograph of the QA processor used in this study. We report measurements performed on the eight-qubit unit cell indicated. The bodies of the qubits are extended loops of Nb wiring (highlighted with red rectangles). Inter-qubit couplers are located at the intersections of the qubit bodies. **(b)** Electron micrograph showing the cross-section of a typical portion of the processor circuitry (described in more detail in Appendix A). **(c)** Schematic diagram of a pair of coupled superconducting flux qubits with external control biases Φ_{qi}^x and Φ_{ccij}^x and with flux through the body of the i th qubit denoted as Φ_{qi} . An inductive coupling between the qubits is tuned with the bias $\Phi_{co,ij}^x$. **(d)** Energy scales $\Delta(s)$ and $\mathcal{E}(s)$ in Hamiltonian (1) calculated from an rf-SQUID (Superconducting Quantum Interference Device) model based on the median of independently measured device parameters for these eight qubits. See Appendix A for more details. **(e), (f)** The two and eight-qubit systems studied were programmed to have the topologies shown. Qubits are represented as gold spheres and inter-qubit couplers, set to $J = -2.5$, are represented as silver lines.

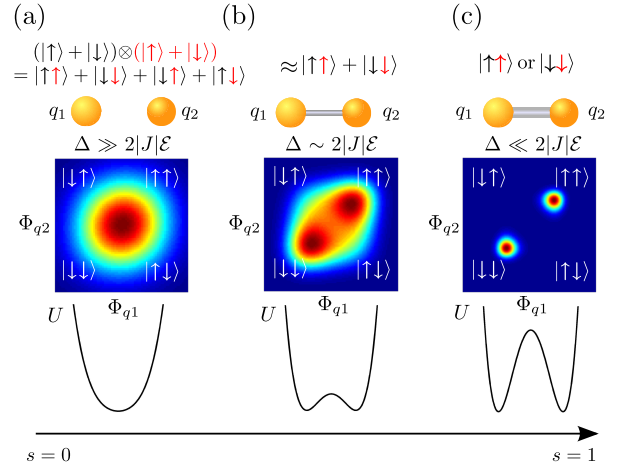


FIG. 2: An illustration of entanglement between two qubits during QA with $h_i = 0$ and $J < 0$. We plot calculations of the two-qubit ground state wave function modulus squared in the basis of Φ_{q1} and Φ_{q2} , the flux through the bodies of $q1$ and $q2$, respectively. The color scale encodes the probability density with red corresponding to high probability density and blue corresponding to low probability density. We used Hamiltonian (1) and the energies in Fig 1d for the calculation. The four quadrants represent the four possible states of the two-qubit system in the computation basis. We also plot the single qubit potential energy (U versus Φ_{q1}) calculated from measured device parameters. **(a)** At $s = 0$ ($\Delta \gg 2|J|\mathcal{E} \sim 0$), the qubits weakly interact and are each in their ground state $\frac{1}{\sqrt{2}}(|\uparrow\rangle + |\downarrow\rangle)$, which is delocalized in the computation basis. The wavefunction shows no correlation between $q1$ and $q2$ and therefore their wavefunctions are separable. **(b)** At intermediate s ($\Delta \sim 2|J|\mathcal{E}$), the qubits are entangled. The state of one qubit is not separable from the state of the other, as the ground state of the system is approximately $|+\rangle \equiv (|\uparrow\uparrow\rangle + |\downarrow\downarrow\rangle)/\sqrt{2}$. A clear correlation is seen between $q1$ and $q2$. **(c)** As $s \rightarrow 1$, $\Delta \ll 2|J|\mathcal{E}$ and the ground state of the system approaches $|+\rangle$. However, the energy gap g between the ground state ($|+\rangle$) and the first excited state ($|-\rangle$) is closing. When the qubits are coupled to a bath with temperature T and $g < k_B T$, the system is in a mixed state of $|+\rangle$ and $|-\rangle$ and entanglement is extinguished.

ure 1c shows the circuit schematic of a pair of flux qubits with the magnetic flux controls Φ_{qi}^x and Φ_{ccij}^x . The annealing parameter s is controlled with the global bias $\Phi_{ccij}^x(t)$ (see Appendix A for the mapping between s and Φ_{ccij}^x and a description of how Φ_{qi}^x is provided for each qubit). The strength and sign of the inductive coupling between pairs of qubits is controlled with magnetic flux $\Phi_{co,ij}^x$ that is provided by an individual on-chip digital-to-analog converter for each coupler [8]. The parameters h_i and J_{ij} are thus *in situ* tunable, thereby allowing the encoding of a vast number of problems. The time-dependent energy scales $\Delta(s)$ and $\mathcal{E}(s)$ are calculated from measured qubit parameters and plotted in Fig. 1d. We calibrated and corrected the individual flux qubit parameters in our processor to ensure that every qubit had a close to identical Δ and \mathcal{E} (the energy gap Δ is balanced to better than 8% between qubits and \mathcal{E} to better

24]. Figure 1a shows a photograph of the processor. Fig-

than 5%). See Appendix A for measurements of these energy scales. The interqubit couplers were calibrated as described in Ref. [25]. The processor studied here was mounted on the mixing chamber of a dilution refrigerator held at temperature $T = 12.5$ mK.

IV. FERROMAGNETICALLY COUPLED INSTANCES

The experiments reported herein focused on one of the eight-qubit unit cells of the larger QA processor as indicated in Fig. 1a. The unit cell was isolated by setting all couplings outside of that subsection to $J_{ij} = 0$ for all experiments. We then posed specific \mathcal{H}_P instances with strong ferromagnetic (FM) coupling $J_{ij} = -2.5$ and $h_i = 0$ to that unit cell as illustrated in Figs. 1e and f. These configurations produced coupled two- and eight-qubit systems, respectively. Hamiltonian (1) describes the behaviour of these systems during QA.

Typical observations of entanglement in the quantum computing literature involve applying interactions between qubits, removing these interactions, and then performing measurements. Such an approach is well suited to gate-model architectures (e.g. Ref. [11]). During QA, however, the interaction between qubits is determined by the particular instance of \mathcal{H}_P , in this case a strongly ferromagnetic instance, and cannot be removed. In this way, systems of qubits undergoing QA have much more in common with condensed matter systems, such as quantum magnets, for which interactions cannot be turned off. Indeed, a growing body of recent theoretical and experimental work suggests that entanglement plays a central role in many of the macroscopic properties of condensed matter systems [26–32]. Here we introduce other approaches to quantifying entanglement that are suited to QA processors. We establish experimentally that the two- and eight-qubit systems, comprising macroscopic superconducting flux qubits coupled to a thermal bath at 12.5 mK, become entangled during the QA algorithm.

To illustrate the evolution of the ground state of these instances during QA, a sequence of wave functions for the ground state of the two-qubit system is shown in Fig. 2. A similar sequence could be envisioned for the eight-qubit system. We consider these systems subject to zero biases, $h_i = 0$. For small s , $\Delta \gg 2|J_{ij}|\mathcal{E}$, and the ground state of the system can be expressed as a product of the ground states of the individual qubits: $\otimes_{i=1}^N \frac{1}{\sqrt{2}}(|\uparrow\rangle_i + |\downarrow\rangle_i)$ where $N = 2, 8$ (see Fig. 2a). For intermediate s , $\Delta \lesssim 2|J_{ij}|\mathcal{E}$, and the ground and first excited states of the processor are approximately the delocalized superpositions $|\pm\rangle \equiv (|\uparrow \dots \uparrow\rangle \pm |\downarrow \dots \downarrow\rangle)/\sqrt{2}$ (Fig. 2b). The state $|+\rangle$ is the maximally entangled Bell (or GHZ, for eight qubits) state [17]. As $s \rightarrow 1$, the energy gap g between the ground and first excited states approaches $g \equiv (E_2 - E_1) \propto \Delta(s)^N / (2|J_{ij}|\mathcal{E}(s))^{N-1}$ and vanishes as $\Delta(s) \rightarrow 0$ (Fig. 2c). At some point late in

the evolution, g becomes less than $k_B T$, where T characterizes the temperature of the thermal environment to which the qubits are coupled. At this point, we expect the system to evolve into a mixed state of $|+\rangle$ and $|-\rangle$ and the entanglement will vanish with g for sufficiently long thermalization times. At the end of QA, $s = 1$, $\Delta \sim 0$, and Hamiltonian (1) predicts two degenerate and localized ground states, namely the FM ordered states $|\uparrow \dots \uparrow\rangle$ and $|\downarrow \dots \downarrow\rangle$.

V. MEASUREMENTS

In order to experimentally verify the change in spectral gap in the two- and eight-qubit systems during QA, we used qubit tunneling spectroscopy (QTS) as described in more detail in Ref. [33] and Appendix B. QTS allows us to measure the eigenspectrum and level occupation of a system during QA by coupling an additional probe qubit to the system. We performed QTS on the two- and eight-qubit systems shown in Figs. 1e and f. Figures 3a and b show the measured energy eigenspectrum for the two- and eight-qubit systems, respectively, as a function of s . The measurements are initial tunneling rates of the probe qubit, normalized by the maximum observed tunneling rate. Peaks in the measured tunneling rate map the energy eigenstates of the system under study [33]. As the system evolves (increasing s), $\Delta(s)$ in Hamiltonian (1) decreases and the gap between ground and first excited states closes. The spectroscopy data in Fig. 3a reveal two higher energy eigenstates. We observe a similar group of higher energy excited states for the eight-qubit system in Fig. 3b. Note that g closes earlier in the QA algorithm for the eight-qubit system as compared to the two-qubit system. In all of the panels of Fig. 3, solid curves indicate the theoretical energy levels predicted by Hamiltonian (1) using the measured $\Delta(s)$ and $\mathcal{E}(s)$. The agreement between the experimentally obtained spectrum and the theoretical spectrum is good.

The data presented in Figs. 3a and 3b indicate that the spectral gap between ground and first excited state decreases monotonically with s when all $h_i = 0$. Under these bias conditions, these systems possess Z_2 symmetry between the states $|\uparrow \dots \uparrow\rangle$ and $|\downarrow \dots \downarrow\rangle$. The degeneracy between these states is lifted by finite $\Delta(s)$. To explicitly demonstrate that the spectral gap at $h_i = 0$ is due to the avoided crossing of $|\uparrow \dots \uparrow\rangle$ and $|\downarrow \dots \downarrow\rangle$, we have performed QTS at fixed s as a function of a “diagnostic” bias $h_i \neq 0$ that was uniformly applied to all qubits, thus sweeping the systems through degeneracy at $h_i = 0$. As a result, either the state $|\uparrow \dots \uparrow\rangle$ or $|\downarrow \dots \downarrow\rangle$ becomes energetically favored, depending upon the sign of h_i . Hamiltonian (1) predicts an avoided crossing, as a function of h_i , between the ground and first excited states at degeneracy, where $h_i = 0$, with a minimum energy gap g . The presence of such an avoided crossing is a signature of ground-state entanglement [14, 34]. For

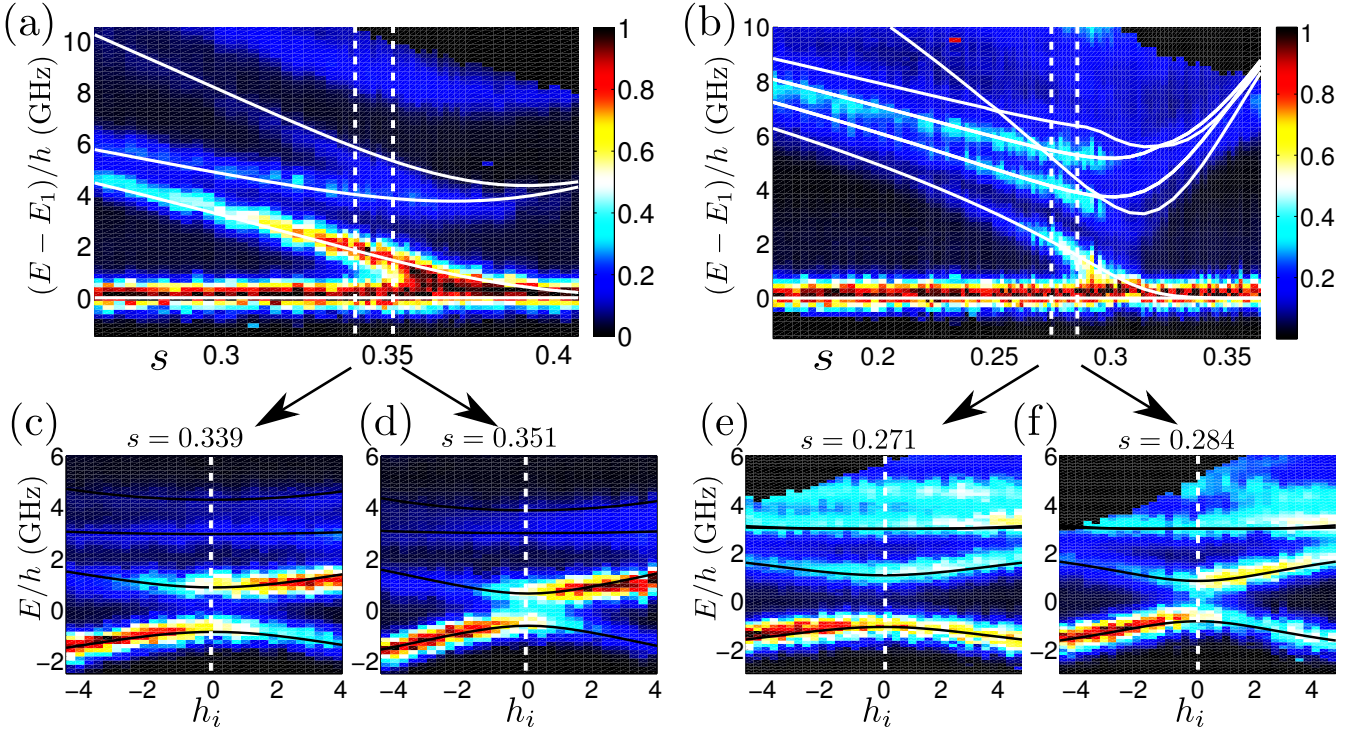


FIG. 3: Spectroscopic data for two- and eight-qubit systems plotted in false colour (colour indicates normalized qubit tunnel spectroscopy rates). A non-zero measurement (false colour) indicates the presence of an eigenstate of the probed system at a given energy (ordinate) and s (abscissa). Panel (a) shows the measured eigenspectrum for the two-qubit system as a function of s . Panel (b) shows a similar set of measurements for the eight-qubit system. The ground state energy E_1 has been subtracted from the data to aid in visualization. The solid curves indicate the theoretical expectations for the energy eigenvalues using independently calibrated qubit parameters and Hamiltonian (1). We emphasize that the solid curves are not a fit, but rather a prediction based on Hamiltonian (1) and measurements of Δ and \mathcal{E} . The slight differences between the high-energy spectrum prediction and measurements are due to the additional states in the rf-SQUID flux qubits. A full rf-SQUID model that is in agreement with the measured high energy spectrum is explored in the Supplementary Information. Panel (c) and (d) show measured eigenspectra of the two-qubit system vs. $h_1 = h_2 \equiv h_i$ for two values of annealing parameter s , $s = 0.339$ and $s = 0.351$ from left to right, respectively. Notice the avoided crossing at $h_i = 0$. Panel (e) and (f) show analogous measured eigenspectra for the eight-qubit system with ($h_1 = \dots = h_8 \equiv h_i$). Because the eight-qubit gap closes earlier in QA for this system, we show measurements for smaller s , $s = 0.271$ and $s = 0.284$ from left to right, respectively.

large gaps, $g > k_B T$, there is persistent entanglement at equilibrium (see Refs. [18, 26, 28, 29, 31] and the Supplementary Information).

We experimentally verified the existence of avoided crossings at multiple values of s in both the two- and eight-qubit systems by using QTS across a range of biases $h_i \in \{-4, 4\}$. In Fig. 3c we show the measured spectrum of the two-qubit system at $s = 0.339$ up to an energy of 6 GHz for a range of bias h_i . The ground states at the far left and far right of the spectrum are the localized states $|\downarrow\downarrow\rangle$ and $|\uparrow\uparrow\rangle$, respectively. At $h_i = 0$, we observe an avoided crossing between these two states. We measure an energy gap g at zero bias, $h_i = 0$, between the ground state and the first excited state, $g/h = 1.75 \pm 0.08$ GHz by fitting a Gaussian profile to the tunneling rate data at these two lowest energy levels and subtracting the centroids. Here h (without any subscript) is the Planck constant. Figure 3d shows the two-qubit spectrum later in the QA algorithm, at $s = 0.351$. The energy gap has decreased to $g/h = 1.21 \pm 0.06$ GHz. Note that the error

estimates for the energy gaps are derived from the uncertainty in extracting the centroids from the rate data. We discuss the actual source of the underlying Gaussian widths (the observed level broadening) below. For both the two- and eight-qubit system, we confirmed that the expectation values of σ_z for all devices change sign as the system moves through the avoided crossing (see Figs. 1-3 of the Supplementary Information and [34])

Figures 3e and f show similar measurements of the spectrum of eight coupled qubits at $s = 0.271$ and $s = 0.284$ for a range of biases h_i . Again, we observe an avoided crossing at $h_i = 0$. The measured energy gaps at $s = 0.271$ and 0.284 are $g/h = 2.2 \pm 0.08$ GHz and $g/h = 1.66 \pm 0.06$ GHz, respectively. Although the eight qubit gaps in Figs. 3e and f are close to the two qubit gaps in Figs. 3c and d, they are measured at quite different values of the annealing parameter s . As expected, the eight-qubit gap is closing earlier in the QA algorithm as compared to the two-qubit gap. The solid curves in Figs. c-f indicate the theoretical energy levels

predicted by Hamiltonian (1) and measurements of $\Delta(s)$ and $\mathcal{E}(s)$. Again, the agreement between the experimentally obtained spectra and the theoretical spectra is good.

For the early and intermediate parts of QA, the energy gap g is larger than temperature, $g \gg k_B T$, for both the two- and eight-qubit systems. We expect that if we hold the systems at these s , then the only eigenstate with significant occupation will be the ground state. We confirmed this by using QTS in the limit of long tunneling times to probe the occupation fractions. Details are provided in Appendix C. Figures 4a and b show the measured occupation fractions of the ground and first excited states as a function of s for both the two- and eight-qubit systems. The solid curves show the equilibrium Boltzmann predictions for $T = 12.5$ mK and are in good agreement with the data.

The width of the measured spectral lines is dominated by the noise of the probe device used to perform QTS [33]. The probe device was operated in a regime in which it is strongly coupled to its environment, whereas the system qubits we studied are in the weak coupling regime. The measured spectral widths therefore do not represent the intrinsic width of the two- and eight-qubit energy eigenstates. During the intermediate part of QA, the ground and first excited states are clearly resolved. The ground state is protected by the multi-qubit energy gap $g \gg k_B T$, and these systems are coherent. At the end of the annealing trajectory, the gap between the ground state and first excited state shrinks below the probe qubit line width of 0.4 GHz. An analysis of the spectroscopy data, which estimates the intrinsic level broadening of the multi-qubit eigenstates, is presented in the Supplementary Information. The analysis shows that the intrinsic energy levels remain distinct until later in QA. The interactions between the two- and eight-qubit systems and their respective environments represent small perturbations to Hamiltonian (1), even in the regime in which entanglement is beginning to fall due to thermal mixing.

VI. ENTANGLEMENT MEASURES AND WITNESSES

The tunneling spectroscopy data show that midway through QA, both the two- and eight-qubit systems had avoided crossings with the expected gap $g \gg k_B T$ and had ground state occupation $P_1 \simeq 1$. While observation of an avoided crossing is evidence for the presence of an entangled ground state (see Ref. [34] and the Supplementary Information for details), we can make this observation more quantitative with entanglement measures and witnesses.

We begin with a susceptibility-based witness, \mathcal{W}_χ , which detects ground state entanglement. This witness does not require explicit knowledge of Hamiltonian (1), but requires a non-degenerate ground state, confirmed

with the avoided crossings shown in Fig. 3, and high occupation fraction of the ground state, confirmed early in QA by the measurements of $P_1 \simeq 1$ shown in Fig. 4. We then performed measurements of all available linear cross-susceptibilities $\chi_{ij} \equiv d\langle\sigma_i^z\rangle/d\tilde{h}_j$, where $\langle\sigma_i^z\rangle$ is the expectation value of σ_i^z for the i th qubit and $\tilde{h}_j = \mathcal{E}h_j$ is a bias applied to the j th qubit. The measurements are performed at the degeneracy point (in the middle of the avoided crossings) where the classical contribution to the cross-susceptibility is zero.

From these measurements, we calculated \mathcal{W}_χ as defined in Ref. [34] (see Appendix D for more details). A non-zero value of this witness detects ground-state entanglement, and global entanglement in the case of the eight-qubit system (meaning every possible bipartition of the eight-qubit system is entangled). Figures 4c and d show \mathcal{W}_χ for the two- and eight-qubit systems. Note that for two qubits at degeneracy, \mathcal{W}_χ coincides with ground-state concurrence. These results indicate that the two- and eight-qubit systems are entangled midway through QA. Note also that a susceptibility-based witness has a close analogy to susceptibility-based measurements of nano-magnetic systems that also report strong non-classical correlations [29, 31].

The occupation fraction measurements shown in Fig. 4 indicate that midway through QA, the first excited state of these systems is occupied as the energy gap g begins to approach $k_B T$. The systems are no longer in the ground state, but, rather, in a mixed state. To detect the presence of mixed-state entanglement, we need knowledge about the density matrix of these systems. Occupation fraction measurements provide measurements of the diagonal elements of the density matrix in the energy basis. We assume that the density matrix has no off-diagonal elements in the energy basis (they decay on timescales of several ns). We relax this assumption below. Populations P_1 and P_2 plotted in Figs. 4a and 4b indicate that the system occupies these states with almost 100% probability. This means that the density matrix can be written in the form $\rho = \sum_{i=1}^2 P_i |\psi_i\rangle\langle\psi_i|$ where $|\psi_i\rangle$ represents the i th eigenstate of Hamiltonian (1).

We use the density matrix to calculate standard entanglement measures, Wootters' concurrence, \mathcal{C} [18], for the two-qubit system, and negativity, \mathcal{N} [16, 35], for the two- and eight-qubit system. For the maximally entangled two-qubit Bell state we note that $\mathcal{C} = 1$ and $\mathcal{N} = 0.5$. Figure 4c shows \mathcal{C} as a function of s . Midway through QA we measure a peak concurrence $\mathcal{C} = 0.53 \pm 0.05$, indicating significant entanglement in the two-qubit system. This value of \mathcal{C} corresponds to an entanglement of formation $E_f = 0.388$ (see Refs. [16, 18] for definitions). This is comparable to the level of entanglement, $E_f = 0.378$, obtained in Ref. [11], and indeed to the value $E_f = 1$ for the Bell state. Because concurrence \mathcal{C} is not applicable to more than two qubits, we used negativity \mathcal{N} to detect entanglement in the eight-qubit system. For $N > 2$, $\mathcal{N}_{A,B}$ is defined on a particular bipartition of the sys-

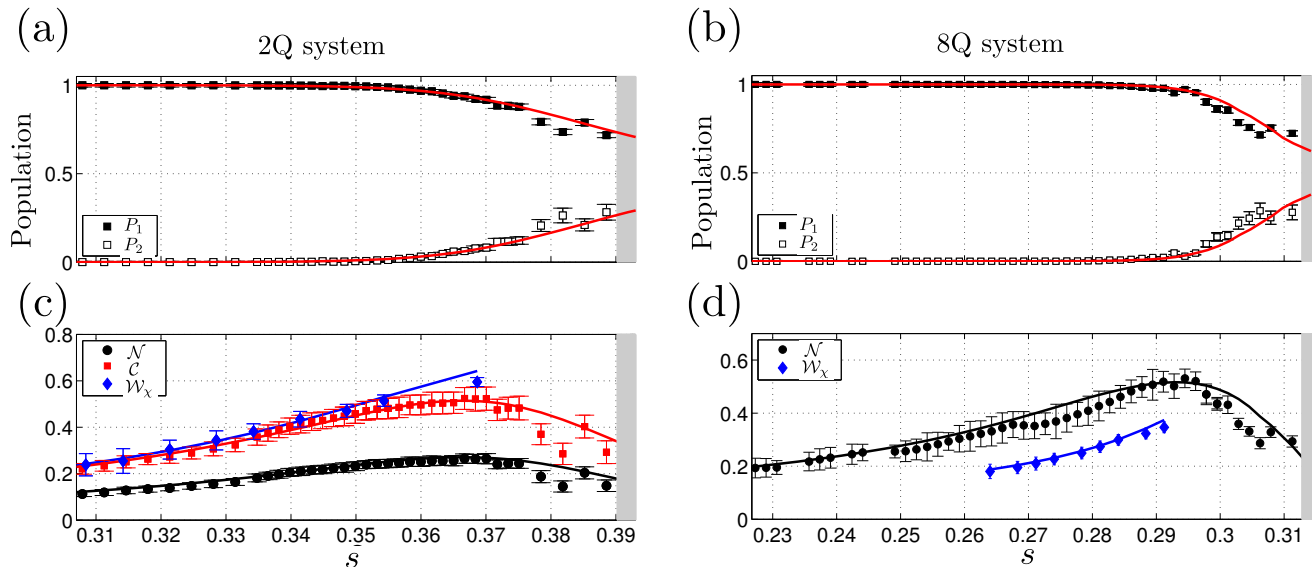


FIG. 4: (a),(b) Measurements of the occupation fraction, or population, of the ground state (P_1) and first excited state (P_2) of the two-qubit and eight-qubit system, respectively, versus s . Early in the annealing trajectory, $g \gg k_B T$, and the system is in the ground state with $P_1 \lesssim 1$. The solid curves show the equilibrium Boltzmann predictions for $T = 12.5$ mK. (c) Concurrence \mathcal{C} , negativity \mathcal{N} and witness \mathcal{W}_χ versus s for the two-qubit system. Early in QA, the qubits are weakly interacting, thus resulting in limited entanglement. Entanglement peaks near $s = 0.37$. For larger s , the gap between the ground and first excited state shrinks and thermal occupation of the first excited state rises, thus extinguishing entanglement. Solid curves indicate the expected theoretical values of each witness or measure using Hamiltonian (1) and Boltzmann statistics. (d) Negativity \mathcal{N} and witness \mathcal{W}_χ versus s for the eight-qubit system. For all s shown, the nonzero negativity \mathcal{N} and nonzero witness \mathcal{W}_χ report entanglement. For $s > 0.39$ and $s > 0.312$ for the two-qubit and eight-qubit systems, respectively, the shaded grey denotes the regime in which the ground and first excited states cannot be resolved via our spectroscopic method. Solid curves indicate the expected theoretical values of each witness or measure using Hamiltonian (1) and Boltzmann statistics.

tem into subsystems A and B . We define \mathcal{N} to be the geometric mean of this quantity across all possible bipartitions. A nonzero \mathcal{N} indicates the presence of global entanglement. Figures 4c and d show the negativity calculated with measured P_1 and P_2 (and with the measured Hamiltonian parameters Δ and $\mathcal{E}J_{ij}$) as a function of s for the two and eight-qubit systems. The eight-qubit system has nonzero \mathcal{N} for $s < 0.315$, thus indicating the presence of mixed-state global entanglement. Both concurrence \mathcal{C} and negativity \mathcal{N} decrease later in QA where the first excited state approaches the ground state and becomes thermally occupied. The experimental values of these entanglement measures are in agreement with the theoretical predictions (solid lines in Fig 4). The error bars in Figures 4c and d represent uncertainties in the measurements of occupation fractions, $\Delta(s)$ and $\mathcal{E}(s)$.

As stated above, the calculation of \mathcal{C} and \mathcal{N} relies on the assumption that the off-diagonal terms in the density matrix decay on times scales of several ns. We remove this assumption and demonstrate entanglement through the use of another witness \mathcal{W}_{AB} , defined on some bipartition A - B of the eight-qubit system. The witness, described in Appendix D, is designed in such a way that $\text{Tr}[\mathcal{W}_{AB}\sigma] \geq 0$ for all separable states σ . When $\text{Tr}[\mathcal{W}_{AB}\rho(s)] < 0$, the state $\rho(s)$ is entangled. Measurements of populations P_1 and P_2 provide a set of linear

constraints on the density matrix of the system, $\rho(s)$. We then obtain an upper bound on $\text{Tr}[\mathcal{W}_{AB}\rho(s)]$ by searching over all $\rho(s)$ that satisfy these linear constraints. If this upper bound is < 0 , then we have shown entanglement for the bipartition A - B [36]. Figure 5 shows the upper limit of the witness $\text{Tr}[\mathcal{W}_{AB}\rho(s)]$ for the eight-qubit system. We plot data for the bipartition that gives the median upper limit. The error bars are derived from a Monte-Carlo analysis wherein we used the experimental uncertainties in Δ and J to estimate the uncertainty in $\text{Tr}[\mathcal{W}_{AB}\rho]$. We also plot data for the two partitions that give the largest and smallest upper limits. For all values of the annealing parameter s , except for the last two points, upper limits from all possible bipartitions of the eight-qubit system are below zero. In this annealing range, the eight-qubit system is globally entangled.

VII. CONCLUSIONS

To summarize, we have provided experimental evidence for the presence of quantum coherence and entanglement within subsets of qubits inside a quantum annealing processor during its operation. Our conclusion is based on four levels of evidence: **a.** the observation of two- and eight- qubit avoided crossings with a multi-

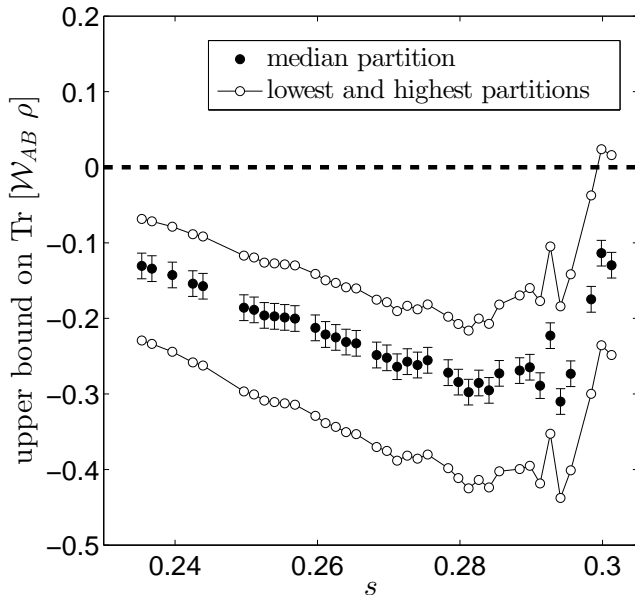


FIG. 5: Upper limit of the quantity $\text{Tr}[\mathcal{W}_{AB}\rho]$ versus s for several bipartitions $A - B$ of the eight-qubit system. When this quantity is < 0 , the system is entangled with respect to this bipartition. The solid dots show the upper limit on $\text{Tr}[\mathcal{W}_{AB}\rho]$ for the median bipartition. The open dots above and below these are derived from the two bipartitions that give the highest and lowest upper limits on $\text{Tr}[\mathcal{W}_{AB}\rho]$, respectively. For the points at $s > 0.3$, the measurements of P_1 and P_2 do not constrain ρ enough to certify entanglement.

qubit energy gap $g \gg k_B T$; **b.** the witness \mathcal{W}_χ , calculated with measured cross-susceptibilities and coupling energies, which reports ground state entanglement of the two- and eight-qubit system. Notice that these two levels of evidence do not require explicit knowledge of Hamiltonian (1); **c.** the measurements of energy eigenspectra and equilibrium occupation fractions during QA, which allow us to use Hamiltonian (1) to reconstruct the density matrix, with some weak assumptions, and calculate concurrence and negativity. These standard measures of entanglement report non-classical correlations in the two- and eight-qubit systems; **d.** the entanglement witness \mathcal{W}_{AB} , which is calculated with the measured Hamiltonian and with constraints provided by the measured populations of the ground and the first excited states. This witness reports global entanglement of the eight-qubit system midway through the QA algorithm.

The observed entanglement is persistent at thermal equilibrium, an encouraging result as any practical hardware designed to run a quantum algorithm will be inevitably coupled to a thermal environment. The experimental techniques that we have discussed provide measurements of energy levels, and their populations, for arbitrary configurations of Hamiltonian parameters Δ, h_i, J_{ij} during the QA algorithm. The main limitation of the technique is the spectral width of the probe device.

Improved designs of this device will allow much larger systems to be studied. Our measurements represent an effective approach for exploring the role of quantum mechanics in QA processors and ultimately to understanding the fundamental power and capability of quantum annealing.

ACKNOWLEDGEMENTS

We thank C. Williams, P. Love, and J. Whittaker for useful discussions. We acknowledge F. Cioata and P. Spear for the design and maintenance of electronics control systems, J. Yao for fabrication support, and D. Bruce, P. deBuen, M. Gullen, M. Hager, G. Lamont, L. Paulson, C. Petroff, and A. Tcaciuc for technical support. F.M.S. was supported by DARPA, under contract FA8750-13-2-0035.

Appendix A. QA Processor Description

Chip Description

The experiments discussed in herein were performed on a sample fabricated with a process consisting of a standard Nb/AlOx/Nb trilayer, a TiPt resistor layer, planarized SiO₂ dielectric layers and six Nb wiring layers. The circuit design rules included a minimum linewidth of 0.25 μm and 0.6 μm diameter Josephson junctions. The processor chip is a network of densely connected eight-qubit unit cells which are more sparsely connected to each other (see Fig. 1 for photographs of the processor). We report measurements made on qubits from one of these unit cells. The chip was mounted on the mixing chamber of a dilution refrigerator inside an Al superconducting shield and temperature controlled at 12.5 mK.

Qubit Parameters

The processor facilitates quantum annealing (QA) of compound-compound Josephson junction rf SQUID (radio-frequency superconducting quantum interference device) flux qubits [37]. The qubits are controlled via the external flux biases Φ_{qi}^x and Φ_{ccjj}^x which allow us to treat them as effective spins (see Fig. 1). Pairs of qubits interact through tunable inductive couplings [25]. The system can be described with the time-dependent QA Hamiltonian,

$$\mathcal{H}_S(s) = \mathcal{E}(s) \left[-\sum_i^N h_i \sigma_i^z + \sum_{i<j} J_{ij} \sigma_i^z \sigma_j^z \right] - \frac{1}{2} \Delta(s) \sum_i^N \sigma_i^x, \quad (3)$$

where $\sigma_i^{x,z}$ are Pauli matrices for the i th qubit, $i = 1, \dots, N$. The energy scales Δ and \mathcal{E} are the transverse and longitudinal energies of the spins, respectively, and

qubit parameter	median measured value
critical current, I_c	2.89 μA
qubit inductance, L_q	344 pH
qubit capacitance, C_q	110 fF

TABLE I: Qubit Parameters.

the unitless biases h_i and couplings J_{ij} encode a particular optimization problem. We define $\tilde{h}_i \equiv \mathcal{E}h_i$ and $\tilde{J}_{ij} \equiv \mathcal{E}J_{ij}$. We have mapped the annealing parameter s for this particular chip to a range of Φ_{ccij}^x with the relation

$$s \equiv (\Phi_{\text{ccij}}^x(t) - \Phi_{\text{ccij,initial}}^x) / (\Phi_{\text{ccij,final}}^x - \Phi_{\text{ccij,initial}}^x) = t/t_f, \quad (4)$$

where t_f is the total anneal time. We implement QA for this processor by ramping the external control $\Phi_{\text{ccij}}^x(t)$ from $\Phi_{\text{ccij,initial}}^x = 0.596 \Phi_0$ ($s = 0$) at $t = 0$ to $\Phi_{\text{ccij,final}}^x = 0.666 \Phi_0$ ($s = 1$) at $t = t_f$. The energy scale $\mathcal{E} \equiv M_{\text{eff}}|I_q^p(s)|^2$ is set by the s -dependent persistent current of the qubit $|I_q^p(s)|$ and the maximum mutual inductance between qubits $M_{\text{eff}} = 1.37$ pH [8]. The transverse term in Hamiltonian (3), $\Delta(s)$, is the energy gap between the ground and first excited state of an isolated rf SQUID at zero bias. Δ also changes with annealing parameter s . $\Phi_{qi}^x(t)$ is provided by a global external magnetic flux bias along with local *in situ* tunable digital-to-analog converters (DAC) that tune the coupling strength of this global bias into individual qubits and thus allow us to specify individual biases h_i . The coupling energy between the i th and j th qubit is set with a local *in situ* tunable DAC that controls $\Phi_{co,ij}^x$.

The main quantities associated with a flux qubit, Δ and $|I_q^p|$, primarily depend on macroscopic rf SQUID parameters: junction critical current I_c , qubit inductance L_q , and qubit capacitance C_q . We calibrated all of these parameters on this chip as described in [6, 8]. We calibrated all inter-qubit coupling elements across their available tuning range from 1.37 pH to -3.7 pH as described in Ref. [25]. We corrected for variations in qubit parameters with on-chip control as described in [8]. This allowed us to match $|I_q^p|$ and Δ across all qubits throughout the annealing trajectory. Table I shows the median qubit parameters for the devices studied here.

Figure 6 shows measurements of Δ and $|I_q^p|$ vs. s for all eight qubits. Δ was measured with single qubit Landau-Zener measurements from $s = 0.515$ to $s = 0.658$ [38] and with qubit tunneling spectroscopy (QTS) from $s = 0.121$ to $s = 0.407$ [33]. The resolution limit of qubit tunneling spectroscopy and the bandwidth of our external control lines during the Landau-Zener measurements prevented us from characterizing Δ between $s = 0.4$ and $s = 0.5$, respectively. $|I_q^p|$ was measured by coupling a second probe qubit to the qubit q_i with a coupling of $M_{\text{eff}} = 1.37$ pH and measuring the flux $M_{\text{eff}}|I_{qi}^p(s)|$ as a function of s . $|I_q^p|$ is matched between qubits to within 3% and $\Delta(s)$ is matched between qubits to within 8% across the

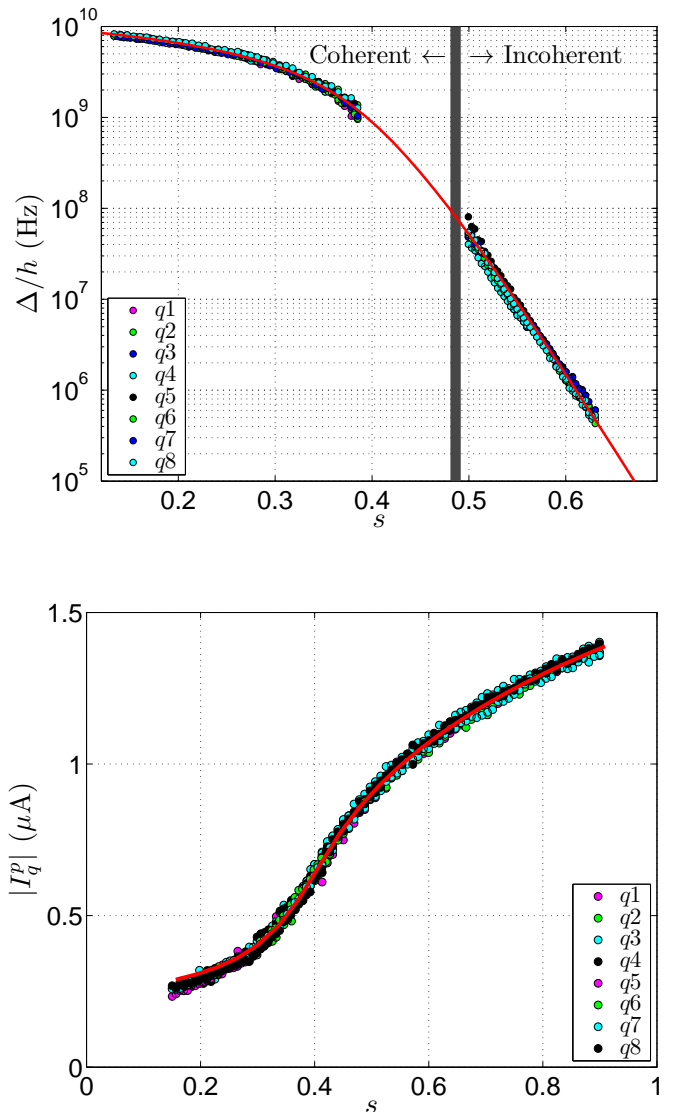


FIG. 6: (a) $\Delta(s)$ vs s . We show measurements for all eight qubits studied in this work. We used a single qubit Landau-Zener experiment to measure $\Delta/h < 100$ MHz [38]. We used qubit tunneling spectroscopy (QTS) to measure $\Delta/h > 1$ GHz [33]. The red line shows the theoretical prediction for an rf SQUID model employing the median qubit parameters of the eight devices. The vertical black line separates coherent (left) and incoherent (right) evolution as estimated by analysis of single qubit spectral line shapes. (b) $|I_q^p|(s)$ vs s . We show measurements for all eight qubits studied in this work. We used a two-qubit coupled flux measurement with the inter-qubit coupling element set to 1.37 pH [8]. The red line shows the theoretical prediction for an rf SQUID model employing the median qubit parameters of the eight devices.

annealing region explored in this study.

Appendix B. Qubit Tunneling Spectroscopy (QTS)

QTS allows one to measure the eigenspectrum of an N -qubit system governed by Hamiltonian \mathcal{H}_S . Details on the measurement technique are presented elsewhere [33]. For convenience in comparing with this reference, we define a qubit energy bias $\epsilon_i \equiv 2\tilde{h}_i$. Measurements are performed by coupling an additional probe qubit q_P , with qubit tunneling amplitude $\Delta_P \ll \Delta, |\tilde{J}|$, to one of the N qubits of the system under study, for example q_1 . When we use a coupling strength \tilde{J}_P between q_P and q_1 and apply a compensating bias $\epsilon_1 = 2\tilde{J}_P$ to q_1 , the resulting *system + probe* Hamiltonian becomes

$$H_{S+P} = H_S - [\tilde{J}_P \sigma_1^z - (1/2) \epsilon_P](1 - \sigma_P^z). \quad (5)$$

For one of the localized states of the probe qubit, $|\uparrow\rangle_P$, for which an eigenvalue of σ_P^z is equal to $+1$ (i.e. the probe qubit in the right well), the contribution of the probe qubit is exactly canceled, leading to $H_{S+P} = H_S$, with composite eigenstates $|n, \uparrow\rangle = |n\rangle \otimes |\uparrow\rangle_P$ and eigenvalues $E_n^R = E_n$, which are identical to those of the original system without the presence of the probe qubit. Here, $|n\rangle$ is an eigenstate of the Hamiltonian H_S ($n = 1, 2, \dots, 2^N$).

For the other localized state of the probe qubit, $|\downarrow\rangle_P$, when this qubit is in the left well, the ground state of H_{S+P} is $|\psi_0^L, \downarrow\rangle = |\psi_0^L\rangle \otimes |\downarrow\rangle_P$, with eigenvalue $\tilde{E}_0^L = E_0^L + \epsilon_P$, where $|\psi_0^L\rangle$ is the ground state of $H_S - 2\tilde{J}_P \sigma_1^z$ and E_0^L is its eigenvalue. We choose $|\tilde{J}_P| \gg k_B T$ such that the state $|\psi_0^L, \downarrow\rangle$ is well separated from the next excited state for ferromagnetically coupled systems, and thus *system + probe* can be initialized in this state to high fidelity.

Introducing a small transverse term, $-\frac{1}{2}\Delta_P \sigma_P^x$, to Hamiltonian (5) results in incoherent tunneling from the initial state $|\psi_0^L, \downarrow\rangle$ to any of the available $|n, \uparrow\rangle$ states [39]. A bias on the probe qubit, ϵ_P , changes the energy difference between the probe $|\downarrow\rangle_P$ and $|\uparrow\rangle_P$ manifolds. We can thus bring $|\psi_0^L, \downarrow\rangle$ into resonance with any of $|n, \uparrow\rangle$ states (when $\tilde{E}_0^L = E_n^R$) allowing resonant tunneling between the two states. The rate of tunneling out of the initially prepared state $|\psi_0^L, \downarrow\rangle$ is thus peaked at the locations of $|n, \uparrow\rangle$.

The measurement of the eigenspectrum of an N -qubit system thus proceeds as follows. We couple an additional probe qubit to one of the N -qubits (say, to q_1) with coupling constant \tilde{J}_P . We prepare the $N+1$ -qubit system in the state $|\psi_0^L, \downarrow\rangle$ by annealing from $s = 0$ to $s = 1$ in the presence of large bias $\epsilon_{\text{pol}} < 0$ on all the system and probe qubits. We then adjust s for the N -qubit system to an intermediate point $s^* \in [0, 1]$ such that $\Delta \gg k_B T/h$ and s for the probe qubit to $s_P = 0.612$ such that $\Delta_P/h \sim 1$ MHz (here h is the Planck constant). We assert a compensating bias $\epsilon_1 = 2\tilde{J}_P$ to this qubit. We dwell at this point for a time τ , complete the anneal $s \rightarrow 1$ for the *system+probe*, and then read out the state of the probe

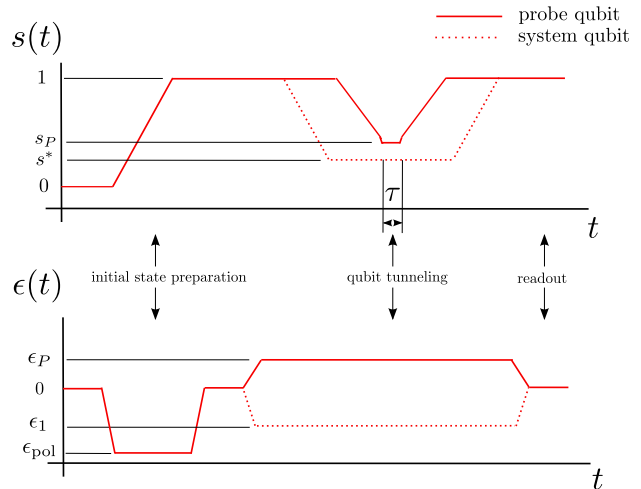


FIG. 7: Typical waveforms during QTS. We prepare the initial state by annealing probe and system qubits from $s = 0$ to $s = 1$ in the presence of a large polarization bias ϵ_{pol} . We then bias the system qubit q_1 (to which the probe is attached) to a bias ϵ_1 and the probe qubit to a bias ϵ_P . With these biases asserted, we then adjust the system qubits' annealing parameter to an intermediate point s^* and the probe qubit to a point s_P and dwell for a time τ . Finally, we complete the anneal $s \rightarrow 1$ and read out the state of the qubits.

qubit. Figure 7 summarizes these waveforms during a typical QTS measurement.

We perform this measurement for a range of τ which allows us to measure an initial rate of tunneling Γ from $|\psi_0^L, \downarrow\rangle$ to $|\psi, \uparrow\rangle$. We repeat this measurement of Γ for a range of the probe qubit bias ϵ_P . Peaks in Γ correspond to resonances between the initially prepared state and the state $|n, \uparrow\rangle$, thus allowing us to map the eigenspectrum of the N -qubit system.

For the plots in the main paper, measurements of Γ are normalized to $[0, 1]$ by dividing the maximum value across a vertical slice to give a visually interpretable result. Figure 8b shows a typical raw result in units of μs^{-1} .

We posed ferromagnetically coupled instances of the form

$$\mathcal{H}_P = - \sum_i h_i \sigma_i^z + \sum_{i < j} J_{ij} \sigma_i^z \sigma_j^z \quad (6)$$

with $J_{ij} < 0$ for two and eight qubit subsections of the QA processor. Figure 8a shows typical measurements of Γ for a two qubit subsection at several biases h_i and at $s = 0.339$ ($\tilde{J}_P < 0$). We assembled multiple measurements to produce the spectrum shown in Figure 8b.

Appendix C. Equilibrium Distribution of System

In addition to the energy eigenspectrum, QTS also provides a means of measuring the equilibrium distribution of an N -qubit system with a probe qubit. Suppose we

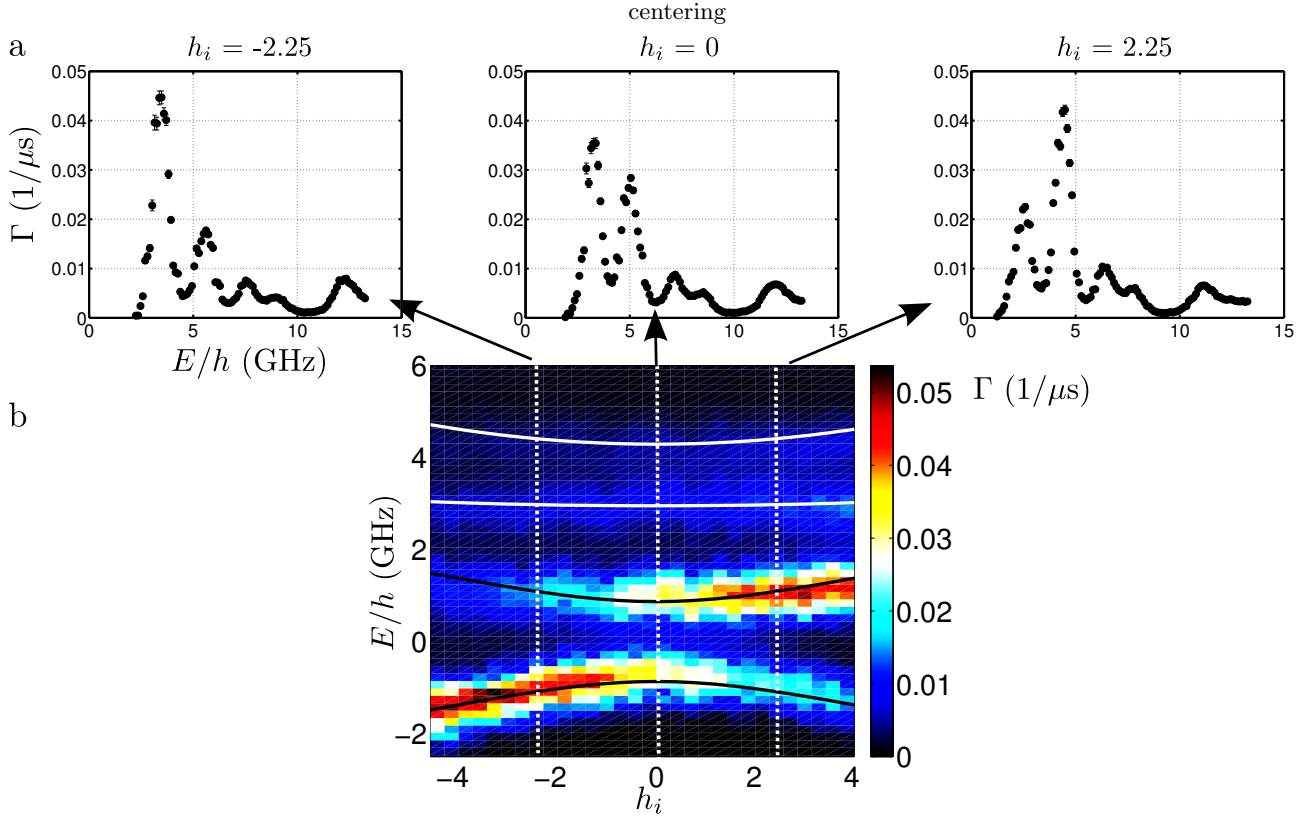


FIG. 8: Spectroscopy data for two FM coupled qubits at $\tilde{J}_P < 0$. (a) Measurements of tunneling rate Γ for three values of $h_1 = h_2 \equiv h_i$. These data were taken at $s = 0.339$. Peaks in Γ reveal the energy eigenstates of the two-qubit system. (b) Multiple scans of Γ for different values of h_i assembled into a two-dimensional color plot. For better interpretability, we have subtracted off a baseline energy with respect to (a) such that the ground and first excited levels are symmetric about zero. Notice the avoided crossing at $h_i = 0$. The peak tunneling rate $\Gamma \sim |\Delta_P \langle \psi_0^L | n \rangle|^2$ [33]. The solid black and white curves plot the theoretical expectations for the energy eigenvalues using independent measurements shown in Figure 6 and Hamiltonian (1).

are in the limit $|\tilde{J}_P| \gg k_B T$ such that there is only one accessible state in the $|\downarrow\rangle_P$ manifold: $|\psi_0^L\rangle \otimes |\downarrow\rangle_P$. As described above, the other available states in the system are the composite eigenstates $|n\rangle \otimes |\uparrow\rangle_P$ in the $|\uparrow\rangle_P$ manifold where $|n\rangle$ is an eigenstate of the N -qubit system without the probe qubit attached. Energy levels E_n^R of the $|\uparrow\rangle_P$ manifold coincide with the energy levels E_n of the system, $E_n^R = E_n$, even in the presence of coupling between the probe qubit and the system. We make the assumption that the population of an eigenstate depends only on its energy. Degenerate states have the same population.

Let P^L represent the probability of finding the *probe+system* in the state $|\psi_0^L\rangle \otimes |\downarrow\rangle_P$ and P_n^R represent the probability of finding the *probe+system* in the state $|n\rangle \otimes |\uparrow\rangle_P$. At any point in the *probe+system* evolution we expect:

$$P^L + \sum_{i=1}^{2^N} P_i^R = 1 \quad (7)$$

As described in the previous section, we can alter the energy of $|\psi_0^L\rangle \otimes |\downarrow\rangle_P$ with the probe bias ϵ_P . Based on the spectroscopic measurements of the N -qubit eigen-

spectrum, we can choose an ϵ_P such that $|\psi_0^L\rangle \otimes |\downarrow\rangle_P$ and $|n\rangle \otimes |\uparrow\rangle_P$ are degenerate. Since the occupation of the state depends on its energy, we expect that, after long evolution times, these two degenerate states are occupied with equal probability, $P^L(\epsilon_P = E_n) = P_n^R$. Aligning the state $|\psi_0^L\rangle \otimes |\downarrow\rangle_P$ with all possible 2^N states $|n\rangle \otimes |\uparrow\rangle_P$ we obtain a set of relative probabilities P_n^R . These relative probabilities characterize the population distribution in the system since they are uniquely determined by the energy spectrum E_n . However, as follows from Eq. (7), the set P_n^R is not properly normalized. The probability distribution of the system itself is given by:

$$P_n(E_n) = \frac{P_n^R}{\sum_{i=1}^{2^N} P_i^R}, \quad (8)$$

where $\sum_{n=1}^{2^N} P_n = 1$. At every eigenenergy, $\epsilon_P = E_n$, the denominator of Eq. (8) can be found from Eq. (7), so that the population distribution of the system P_n has the form

$$P_n = \frac{P_n^R}{1 - P^L} = \frac{P^L(\epsilon_P = E_n)}{1 - P^L(\epsilon_P = E_n)}. \quad (9)$$

Thus, the probability P_n to find the system of N qubits in

the state with energy E_n can be estimated by measuring P^L at $\epsilon_P = E_n$ and using Equation (9).

Measurements of P^L proceed as they do for the spectroscopy measurements. The *system+probe* is prepared in $|\psi_0^L, \downarrow\rangle$. We then adjust $\epsilon_P = E_n$, and an annealing parameter s for the N -qubit system to some intermediate point, and also $s_P = 0.612$ for the probe qubit such that $\Delta_P/h \sim 1$ MHz. We dwell at this point for a time $\tau \gg 1/\Gamma$, complete the anneal $s \rightarrow 1$, and then read out the state of the probe qubit. We typically investigate a range of τ to ensure that we are in the long evolution time limit in which P^L is independent of τ . We use P^L measured with $\tau = 7041 \mu\text{s}$ to estimate P_1 and P_2 . The Supplementary Information contains typical data used for these estimates.

Appendix D.

Susceptibility-based entanglement witness \mathcal{W}_χ

For a bipartition of the system into two parts, A and B , we define a witness \mathcal{R}_{AB} as

$$\mathcal{R}_{AB} = \frac{1}{4N_{AB}} \left| \sum_{i \in A} \sum_{j \in B} \tilde{J}_{ij} \chi_{ij} \right|, \quad (10)$$

where χ_{ij} is a cross-susceptibility, $\tilde{J}_{ij} = \mathcal{E}J_{ij}$, and N_{AB} is a number of non-zero couplings, $J_{ij} \neq 0$, between qubits from the subset A and the subset B (see Ref. [34] and the Supplementary Information). We note that at low temperature, $T = 12.5$ mK, the measured susceptibility $\chi_{ij}(T)$ almost coincides with the ground-state susceptibility $\chi_{ij}(T = 0)$ since contributions of excited states to $\chi_{ij}(T)$ are proportional to their populations, $P_n \ll 1$, for $n > 1$. We analyze a deviation of the measured susceptibility from its ground-state value in the Supplementary Information. To characterize global entanglement in the system of N qubits we introduce a witness \mathcal{W}_χ ,

$$\mathcal{W}_\chi = \sqrt{\frac{(\prod \mathcal{R}_{AB})^{1/N_p}}{1 + (\prod \mathcal{R}_{AB})^{1/N_p}}}, \quad (11)$$

which is given by a bounded geometrical mean of witnesses \mathcal{R}_{AB} calculated for all possible partitions of the whole system into two subsystems. Here N_p is a number of such bipartitions, in particular, $N_p = 127$ for the eight-qubit ring.

Entanglement witness \mathcal{W}_{AB}

Consider Hamiltonian (1) with measured parameters. This Hamiltonian describes a transverse Ising model having N qubits. The ground state $|\psi_1\rangle$ of this model is entangled with respect to some bipartition $A - B$ of the N -qubit system. We can form an operator $|\psi_1\rangle\langle\psi_1|^{TA}$

where T_A is a partial transposition operator with respect to the A -subsystem [16]. Let $|\phi\rangle$ be the eigenstate of $|\psi_1\rangle\langle\psi_1|^{TA}$ with the most negative eigenvalue. We can form a new operator $\mathcal{W}_{AB} = |\phi\rangle\langle\phi|^{TA}$. This operator can serve as an entanglement witness (it is trivially positive on all separable states).

Let $\rho(s)$ be the density matrix associated with the state of the system at the annealing point s . If we have experimental measurements of the occupation fraction of the ground state and first excited state, $P_1(s) \pm \delta P_1$ and $P_2(s) \pm \delta P_2$, respectively, we can place a set of linear constraints on $\rho(s)$:

$$\begin{aligned} \text{Tr}[\rho(s)|\psi_1\rangle\langle\psi_1|] &\geq P_1(s) - \delta P_1 \\ \text{Tr}[\rho(s)|\psi_1\rangle\langle\psi_1|] &\leq P_1(s) + \delta P_1 \\ \text{Tr}[\rho(s)|\psi_2\rangle\langle\psi_2|] &\geq P_2(s) - \delta P_2 \\ \text{Tr}[\rho(s)|\psi_2\rangle\langle\psi_2|] &\leq P_2(s) + \delta P_2 \end{aligned}$$

We now search over all possible $\rho(s)$ that satisfy the linear constraints provided by the experimental data. The goal is to maximize the witness $\text{Tr}[\mathcal{W}_{AB}\rho(s)]$ in order to establish an upper limit for this quantity. Maximizing this quantity can be cast as a semidefinite program [36], a class of convex optimization problems for which efficient algorithms exist. When this upper limit is less than zero, entanglement is certified for the bipartition $A - B$.

We tested the robustness of this result with uncertainties in the parameters of the Hamiltonian. To do this, we have repeated the analysis at several points during the QA algorithm when adding random perturbations on the measured Hamiltonian that correspond to the uncertainty on these measured quantities. We sampled 10^4 perturbed Hamiltonians and, for every perturbation, the optimization resulted in $\text{Tr}[\mathcal{W}_{AB}\rho(s)] < 0$.

-
- [1] M. Mariantoni, H. Wang, T. Yamamoto, M. Neeley, R. C. Bialczak, Y. Chen, M. Lenander, E. Lucero, A. D. O'Connell, D. Sank, M. Weides, J. Wenner, Y. Yin, J. Zhao, A. N. Korotkov, A. N. Cleland, J. M. Martinis, *Implementing the quantum von Neumann architecture with superconducting circuits*, Science **334**, 61 (2011).
 - [2] E. Lucero, R. Barends, Y. Chen, J. Kelly, M. Mariantoni, A. Megrant, P. O'Malley, D. Sank, A. Vainsencher, J. Wenner, T. White, Y. Yin, A. N. Cleland, and J. M. Martinis, *Computing prime factors with a Josephson phase qubit quantum processor*, Nature Physics **8**, 719 (2012).
 - [3] M. D. Reed, L. DiCarlo, S. E. Nigg, L. Sun, L. Frunzio, S. M. Girvin, and R. J. Schoelkopf, *Realization of three-qubit quantum error correction with superconducting circuits*, Nature **428**, 382 (2012).
 - [4] A.G. Fowler, M. Mariantoni, J. M. Martinis, and A. N. Cleland, *et al.*, *Surface codes: Towards practical large-scale quantum computation*, Phys. Rev. A **86**, 032324 (2012).
 - [5] T.S. Metodi, D. D. Thaker, and A. W. Cross, *A quantum logic array microarchitecture: scalable quantum data*

- movement and computation*, Proceedings of the 38th annual IEEE/ACM International Symposium on Microarchitecture, 305 (2005); arXiv:quant-ph/0509051.
- [6] M.W. Johnson, M. H. S. Amin, S. Gildert, T. Lanting, F. Hamze, N. Dickson, R. Harris, A. J. Berkley, J. Johansson, P. Bunyk, E. M. Chapple, C. Enderud, J. P. Hilton, K. Karimi, E. Ladizinsky, N. Ladizinsky, T. Oh, I. Perminov, C. Rich, M. C. Thom, E. Tolkacheva, C. J. S. Truncik, S. Uchaikin, J. Wang, B. Wilson, and G. Rose, *Quantum annealing with manufactured spins*, Nature **473**, 194 (2011).
- [7] N.G. Dickson, M. W. Johnson, M. H. Amin, R. Harris, F. Altomare, A. J. Berkley, P. Bunyk, J. Cai, E. M. Chapple, P. Chavez, F. Cioata, T. Cirip, P. deBuen, M. Drew-Brook, C. Enderud, S. Gildert, F. Hamze, J. P. Hilton, E. Hoskinson, K. Karimi, E. Ladizinsky, N. Ladizinsky, T. Lanting, T. Mahon, R. Neufeld, T. Oh, I. Perminov, C. Petroff, A. Przybysz, C. Rich, P. Spear, A. Tcaciuc, M. C. Thom, E. Tolkacheva, S. Uchaikin, J. Wang, A. B. Wilson, Z. Merali, and G. Rose, *Thermally assisted quantum annealing of a 16-qubit problem*, Nature Communications **4**, 1903 (2013).
- [8] R. Harris, M. W. Johnson, T. Lanting, A. J. Berkley, J. Johansson, P. Bunyk, E. Tolkacheva, E. Ladizinsky, N. Ladizinsky, T. Oh, F. Cioata, I. Perminov, P. Spear, C. Enderud, C. Rich, S. Uchaikin, M. C. Thom, E. M. Chapple, J. Wang, B. Wilson, M. H. S. Amin, N. Dickson, K. Karimi, B. Macready, C. J. S. Truncik, and G. Rose, *Experimental investigation of an eight qubit unit cell in a superconducting optimization processor*, Phys. Rev. B **82**, 024511 (2010).
- [9] R. Blatt and D. Wineland, *Entangled states of trapped atomic ions*, Nature **453**, 1008 (2008).
- [10] T. Monz, P. Schindler, J. T. Barreiro, M. Chwalla, D. Nigg, W. A. Coish, M. Harlander, W. Hnsel, M. Hennrich, and R. Blatt, *14-qubit entanglement: creation and coherence*, Phys. Rev. Lett. **106**, 13506 (2011).
- [11] M. Ansmann, H. Wang, R. C. Bialczak, M. Hofheinz, E. Lucero, M. Neeley, A. D. O'Connell, D. Sank, M. Weides, J. Wenner, A. N. Cleland, and J. M. Martinis, *Violation of Bell's inequality in Josephson phase qubits*, Nature **461**, 504 (2009).
- [12] M. Neeley, R. C. Bialczak, M. Lenander, E. Lucero, M. Mariantoni, A. D. O'Connell, D. Sank, H. Wang, M. Weides, J. Wenner, Y. Yin, T. Yamamoto, A. N. Cleland, and J. M. Martinis, *Generation of three-qubit entangled states using superconducting phase qubits*, Nature **467**, 570 (2010).
- [13] L. DiCarlo, M. D. Reed, L. Sun, B. R. Johnson, J. M. Chow, J. M. Gambetta, L. Frunzio, S. M. Girvin, M. H. Devoret, and R. J. Schoelkopf, *Preparation and measurement of three-qubit entanglement in a superconducting circuit*, Nature **467**, 574 (2010).
- [14] A.J. Berkley, H. Xu, R.C. Ramos, M.A. Gubrud, F.W. Strauch, P.R. Johnson, J.R. Anderson, A.J. Dragt, C.J. Lobb, and F.C. Wellstood, *Entangled macroscopic quantum states in two superconducting qubits*, Science **300**, 1548 (2003).
- [15] G. Vidal, *Efficient classical simulation of slightly entangled quantum computations*, Phys. Rev. Lett. **91**, 147902 (2003).
- [16] O. Gühne and G. Tóth, *Entanglement detection*, Phys. Rep. **474**, 1 (2009).
- [17] D. Greenberger, M. Horne, A. Shimony, and A. Zeilinger, *Bells theorem without inequalities*, Am. J. Phys. **58**, 1131 (1990).
- [18] W.K. Wootters, *Entanglement of formation of an arbitrary state of two qubits*, Phys. Rev. Lett. **80**, 2245 (1998).
- [19] A. B. Finnila, M. A. Gomez, C. Sebenik, C. Stenson, and J.D. Doll, *Quantum annealing: A new method for minimizing multidimensional functions*, Chem. Phys. Lett. **219**, 343 (1994).
- [20] T. Kadowaki and H. Nishimori, *Quantum annealing in the transverse Ising model*, Phys. Rev. E **58**, 5355 (1998).
- [21] E. Farhi, J. Goldstone, S. Gutmann, J. Lapan, A. Lundgren, and D. Preda, *A quantum adiabatic evolution algorithm applied to random instances of an NP-complete problem*, Science **292**, 472 (2001).
- [22] G.E. Santoro, R. Martonak, E. Tosatti, and R. Car, *Theory of quantum annealing of an Ising spin glass*, Science **295**, 2427 (2002).
- [23] A. Perdomo-Ortiz, N. Dickson, M. Drew-Brook, G. Rose, A. Aspuru-Guzik, *Finding low-energy conformations of lattice protein models by quantum annealing*, Nature Scientific Reports **2**, 571 (2012).
- [24] S. Boixo, T. Albash, F. M. Spedalieri, N. Chancellor, and D. A. Lidar, *Experimental signature of programmable quantum annealing*, Nature Communications **4**, 2067 (2013).
- [25] R. Harris, T. Lanting, A. J. Berkley, J. Johansson, M. W. Johnson, P. Bunyk, E. Ladizinsky, N. Ladizinsky, T. Oh, and S. Han, *A compound Josephson junction coupler for flux qubits with minimal crosstalk*, Phys. Rev. B **80**, 052506 (2009).
- [26] L. Amico, R. Fazio, A. Osterloch, and V. Vedral, *Entanglement in many-body systems*, Rev. Mod. Phys. **80**, 517 (2008).
- [27] X. Wang, *Thermal and ground-state entanglement in Heisenberg XX qubit rings*, Phys. Rev. A **66**, 034302 (2002).
- [28] S. Ghosh, T.F. Rosenbaum, G. Aeppli, and S.N. Coppersmith, *Entangled quantum state of magnetic dipoles*, Nature **425**, 48 (2003).
- [29] T. Vértési and E. Bene, *Thermal entanglement in the nanotubular system $Na_2V_3O_7$* , Phys. Rev. B **73**, 134404 (2006).
- [30] C. Brukner, V. Vedral, V. and A. Zeilinger, *Crucial role of quantum entanglement in bulk properties of solids*, Phys. Rev. A., **73**, 012110 (2006).
- [31] T.G. Rappoport, L. Ghivelder, J.C. Fernandes, R.B. Guimaraes, and M.A. Continentino, *Experimental observation of quantum entanglement in low-dimensional systems*, Phys. Rev. B **75**, 054422 (2007).
- [32] N. B. Christensen, H. M. Ronnow, D. F. McMorrow, A. Harrison, T. G. Perring, T. G., M. Enderle, R. Coldea, L. P. Regnault, and G. Aeppli, *Quantum dynamics and entanglement of spins on a square lattice*, PNAS **104**, 15264 (2007).
- [33] A. J. Berkley, A. J. Przybysz, T. Lanting, R. Harris, N. Dickson, F. Altomare, M. H. Amin, P. Bunyk, C. Enderud, E. Hoskinson, M. W. Johnson, E. Ladizinsky, R. Neufeld, C. Rich, A. Yu. Smirnov, E. Tolkacheva, S. Uchaikin, and A. B. Wilson, *Tunneling spectroscopy using a probe qubit*, Phys. Rev. B **87**, 020502 (2013).
- [34] A.Yu. Smirnov and M.H. Amin, *Ground-state entanglement in coupled qubits*, Phys. Rev. A **88**, 022329 (2013).
- [35] G. Vidal and R.F. Werner, *A computable measure of entanglement*, Phys. Rev. A **65**, 032314 (2002).
- [36] F.M. Spedalieri, *Detecting entanglement with partial*

- state information*, Phys. Rev. A **86**, 062311 (2012).
- [37] R. Harris, J. Johansson, A. J. Berkley, M. W. Johnson, T. Lanting, Siyuan Han, P. Bunyk, E. Ladizinsky, T. Oh, I. Perminov, E. Tolkacheva, S. Uchaikin, E. M. Chapple, C. Enderud, C. Rich, M. Thom, J. Wang, B. Wilson, and G. Rose, *Experimental demonstration of a robust and scalable flux qubit*, Phys. Rev. B **81**, 134510 (2010).
- [38] J. Johansson, M. H. S. Amin, A. J. Berkley, P. Bunyk, V. Choi, R. Harris, M. W. Johnson, T. M. Lanting, S. Lloyd, and G. Rose, *Landau-Zener transitions in a superconducting flux qubit*, Phys. Rev. B **80**, 012507 (2009).
- [39] R. Harris, M. W. Johnson, S. Han, A. J. Berkley, J. Johansson, P. Bunyk, E. Ladizinsky, S. Govorkov, M. C. Thom, S. Uchaikin, B. Bumble, A. Fung, A. Kaul, A. Kleinsasser, M. H. S. Amin, and D. V. Averin, *Probing noise in flux qubits via macroscopic resonant tunneling*, Phys. Rev. Lett., **101**, 117003 (2008).