
Sparse similarity-preserving hashing

Jonathan Masci¹
Alex M. Bronstein³
Michael M. Bronstein⁴
Pablo Sprechmann²
Guillermo Sapiro²

JONATHAN@IDSIA.CH

¹ IDSIA, USI-SUPSI, Manno-Lugano, Switzerland

² Duke University, ³ Tel Aviv University, ⁴ University of Lugano

Abstract

In recent years, a lot of attention has been devoted to efficient nearest neighbor search by means of similarity-preserving hashing. One of the plights of existing hashing techniques is the intrinsic trade-off between performance and computational complexity: while longer hash codes allow for lower false positive rates, it is very difficult to increase the embedding dimensionality without incurring in very high false negatives rates or prohibiting computational costs. In this paper, we propose a way to overcome this limitation by enforcing the hash codes to be *sparse*. Sparse high-dimensional codes enjoy from the low false positive rates typical of long hashes, while keeping the false negative rates similar to those of a shorter dense hashing scheme with equal number of degrees of freedom. We use a tailored feed-forward neural network for the hashing function. Extensive experimental evaluation involving visual and multi-modal data shows the benefits of the proposed method.

1. Introduction

Efficient computation of similarity between entries in large-scale databases has attracted increasing interest, given the explosive growth of data that has to be collected, processed, stored, and searched for. This problem arises naturally in applications such as image-based retrieval, ranking, classification, detection, tracking, and registration. In all these problems,

given a query object (usually represented as a feature vector), one has to determine the closest entries (nearest neighbors) in a large (or huge) database. Since the notion of similarity of (for example) visual objects is rather elusive and cannot be measured explicitly, one often resorts to machine learning techniques that allow constructing similarity from examples of data. Such methods are generally referred to as *similarity* or *metric learning*.

Traditionally, similarity learning methods can be divided into unsupervised and supervised, with the former relying on the data only without using any side information. PCA-type methods (Schoelkopf et al., 1997) use global structure of the data, while manifold learning techniques such as locally linear embedding (Roweis & Saul, 2000), eigenmaps (Belkin & Niyogi, 2003), and diffusion maps (Coifman & Lafon, 2006) consider data as a low-dimensional manifold and use its local intrinsic structure to represent similarity. Supervised methods assume that additional information, such as class labels (Johnson & Wichern, 2002; Mika et al., 1999; Weinberger & Saul, 2009; Xing et al., 2002): distances, similar and dissimilar pairs (Davis et al., 2007), or order relations (McFee & Lanckriet, 2009; Shen et al., 2009), is provided together with the data examples. Many similarity learning methods use some representation of the distance, e.g., in the form of a parametric embedding from the original data space to some target space. In the simplest case, such an embedding is a linear projection acting as dimensionality reduction, and the metric of the target space is Euclidean or Mahalanobis distance (Shen et al., 2009; Weinberger & Saul, 2009).

More recently, motivated by the need for efficient techniques for big data, there has been an increased interest in similarity learning methods based on embedding the data in spaces of binary codes with the

Work partially supported by NSF, NGA, ARO, NSSEFF, and ONR. A. M. and M. M. Bronstein are supported by the ERC Starting Grants nos. 335491 and 307047.

Hamming metric (Gong et al., 2012; Gong & Lazebnik, 2011; Kulis & Darrell, 2009; Liu et al., 2012; Norouzi et al., 2012; Norouzi & Fleet, 2011; Wang et al., 2010). Such an embedding can be considered as a hashing function acting on the data trying to preserve some underlying similarity. Notable examples of the unsupervised setting of this problem include *locality sensitive hashing* (LSH) (Gionis et al., 1999) and *spectral hashing* (Weiss et al., 2008; Liu et al., 2011), which try to approximate some trusted standard similarity such as the Jaccard index or the cosine distance. Similarly, Yagnik et al. (2011) proposed computing ordinal embeddings based on partial order statistics such that Hamming distance in the resulting space closely correlates with rank similarity measures. Unsupervised methods cannot be used to learn semantic similarities given by example data. Shakhnarovich et al. (2003) proposed to construct optimal LSH-like *similarity-sensitive hashes* (SSH) for data with given binary similarity function using boosting, considering each dimension of the hashing function as a weak classifier. In the same setting, a simple method based on eigendecomposition of covariance matrices of positive and negative samples was proposed by (Strech et al., 2012). Masci et al. (2011) posed the problem as a neural network learning. Hashing methods have been used successfully in various vision applications such large-scale retrieval (Torralba et al., 2008b), feature descriptor learning (Strech et al., 2012; Masci et al., 2011), image matching (Korman & Avidan, 2011) and alignment (Bronstein et al., 2010).

The appealing property of such similarity-preserving hashing methods is the compactness of the representation and the low complexity involved in distance computation: finding similar objects is done through determining hash collisions (i.e. looking for nearest neighbors in Hamming metric balls of radius zero), with complexity practically constant in the database size. In practice, however, most methods consider nearest neighbors lying at larger than zero radii, which then cannot be done as efficiently. The reason behind this is the difficulty of simple hash functions (typically low-dimensional linear projections) to achieve simultaneously high precision and recall by only requiring hash collisions.

Main contributions. In this paper, we propose to introduce structure into the binary representation at the expense of its length, an idea that has been shown spectacularly powerful and led to numerous applications of sparse redundant representation and compressed sensing techniques. We introduce a *sparse similarity-preserving hashing* technique, SparseHash, and show a substantial evidence of its superior recall at

precision comparable to that of state-of-the-art methods, on top of its intrinsic computational benefits. To the best of our knowledge, this is the first time sparse structure are employed in similarity-preserving hashing. We also show that the proposed sparse hashing technique can be thought of as a feed-forward neural network, whose architecture is motivated by the iterative shrinkage algorithms used for sparse representation pursuit (Daubechies et al., 2004). The network is trained using stochastic gradient, scalable to very large training sets. Finally, we present an extension of SparseHash to multimodal data, allowing its use in multi-modal and cross-modality retrieval tasks.

2. Background

Let $X \subseteq \mathbb{R}^n$ be the data (or feature) space with a binary similarity function $s_X : X \times X \rightarrow \{-1, +1\}$. In some cases, the similarity function can be obtained by thresholding some trusted metric on X such as the ℓ_2 metric; in other cases, the data form a (typically, latent) low-dimensional manifold, whose geodesic metric is more meaningful than that of the embedding Euclidean space. In yet other cases, s_X represent a semantic rather than geometric notion of similarity, and may thus violate metric properties. It is customary to partition $X \times X$ into similar pairs of points (*positives*) $\mathcal{P} = \{(\mathbf{x}, \mathbf{x}') : s_X(\mathbf{x}, \mathbf{x}') = +1\}$, and dissimilar pairs of points (*negatives*) $\mathcal{N} = \{(\mathbf{x}, \mathbf{x}') : s_X(\mathbf{x}, \mathbf{x}') = -1\}$.

Similarity-preserving hashing is the problem of representing the data from the space X in the space $\mathbb{H}^m = \{\pm 1\}^m$ of m -dimensional binary vectors with the Hamming metric $d_{\mathbb{H}^m}(a, b) = \frac{m}{2} - \frac{1}{2} \sum_{i=1}^m a_i b_i$ by means of an embedding $\xi : X \rightarrow \mathbb{H}^m$ that preserves the original similarity relation, in the sense that there exist two radii, $r < R$ such that with high probability $d_{\mathbb{H}^m}|_{\mathcal{P}} \leq r$ and $d_{\mathbb{H}^m}|_{\mathcal{N}} \geq R$.

In practice, the similarity s_X is frequently unknown and hard to model, however, it is possible to sample it on some subset of the data. In this setting, the problem of similarity-preserving hashing boils down to finding an embedding ξ minimizing the aggregate of false positive and false negative rates,

$$\min_{\xi} \mathbb{E}\{d_{\mathbb{H}^m} \circ (\xi \times \xi)|\mathcal{P}\} - \mathbb{E}\{d_{\mathbb{H}^m} \circ (\xi \times \xi)|\mathcal{N}\}. \quad (1)$$

Problem (1) is highly non-linear and non-convex. We list below several methods for its optimization.

Similarity-sensitive hashing (SSH). Shakhnarovich et al. (2003) studied a particular setting of problem (1) with embedding of the form $\xi(\mathbf{x}) = \text{sign}(\mathbf{P}\mathbf{x} + \mathbf{a})$, where \mathbf{P} is an $m \times n$ projection matrix and \mathbf{a} is an $m \times 1$ bias vector, and proposed

the SSH algorithm constructing the dimensions of ξ one-by-one using boosting. The expectations in (1) are weighted, where stronger weights are given to misclassified pairs from previous iteration.

Diff-hash (DH). Strecha et al. (2012) linearized the embedding $\xi(\mathbf{x}) = \text{sign}(\mathbf{P}\mathbf{x} + \mathbf{a})$ to $\hat{\xi}(\mathbf{x}) = \mathbf{P}\mathbf{x} + \mathbf{a}$, observing that in this case (1) can be written as

$$\min_{\mathbf{P}^T \mathbf{P} = \mathbf{I}} \text{tr}(\mathbf{P}(\boldsymbol{\Sigma}_+ - \boldsymbol{\Sigma}_-)\mathbf{P}^T), \quad (2)$$

where $\boldsymbol{\Sigma}_+, \boldsymbol{\Sigma}_-$ are the covariance matrices of the differences of positive and negative samples, respectively. Solving (2) w.r.t. to the projection matrix \mathbf{P} amounts to finding the smallest eigenvectors of the covariance difference matrix $\boldsymbol{\Sigma}_+ - \boldsymbol{\Sigma}_-$. The vector \mathbf{a} is found separately, independently for each dimension.

Neural network hashing (NN-hash). Masci et al. (2011) realized the function $\xi(\mathbf{x}) = \text{sign}(\mathbf{P}\mathbf{x} + \mathbf{a})$ as a single-layer neural network with $\tanh(\beta x) \approx \text{sign}(x)$ activation function, where the coefficients p_{ij}, a_i act as the layer weights and bias, respectively. Coupling two such networks with identical parameters in a so-called *siamese architecture* (Hadsell et al., 2006; Taylor et al., 2011), one can represent the loss (1) as

$$L(\mathbf{P}, \mathbf{a}) = \frac{1}{2|\mathcal{P}|} \sum_{(\mathbf{x}, \mathbf{x}') \in \mathcal{P}} \|\xi(\mathbf{x}) - \xi(\mathbf{x}')\|_2^2 \quad (3)$$

$$+ \frac{1}{2|\mathcal{N}|} \sum_{(\mathbf{x}, \mathbf{x}') \in \mathcal{N}} \max\{0, M - \|\xi(\mathbf{x}) - \xi(\mathbf{x}')\|_2\}^2$$

The second term in (3) is a *hinge-loss* providing robustness to outliers and producing a mapping for which negatives are pulled M -apart.

Finding the network parameters \mathbf{P}, \mathbf{a} minimizing this loss function (3) is done using standard NN learning techniques, e.g. the back-propagation algorithm (LeCun, 1985). Compared to SSH and DH, the NN-hash attempts to solve the full non-linear problem rather than using often suboptimal solutions of the relaxed linearized or separable problem such as (2).

Efficient retrieval. Using m -dimensional hash codes $\xi(\mathbf{x})$ in place of the original data \mathbf{x} allows very efficient retrieval based on collisions. The database can be represented as a binary tree of depth m , where the branch at the i th level depends on whether the i th coordinate of the code is zero or one. The 2^m leaf nodes of the tree contain entries that are mapped to corresponding hash codes. Retrieving the zero-radius nearest neighbors (collisions) for a query consists of traversing the tree, with complexity $\mathcal{O}(m)$, constant w.r.t. the database size.

In order to retrieve the nearest neighbors at radius r , it is possible to perturb the query hash code by changing up to r bits, obtaining the nearest neighbors as the union of the results of all the perturbation. The resulting complexity is $\mathcal{O}\binom{m}{r}$; even for modest values of m and r ($m > 64, r > 2$) this becomes prohibitive, and the above described state-of-the-art similarity-preserving hashing techniques become limited in their use

3. Sparse similarity-preserving hashing

The selection of the number of bits m and the rejection Hamming radius r in a similarity-preserving hash has an important influence on the tradeoff between precision and recall. The increase of m increases the precision, as a higher-dimensional embedding space allows representing more complicated decision boundaries. At the same time, with the increase of m , the relative volume of the ball B_r containing the positives decays exponentially fast, a phenomenon known as the curse of dimensionality, resulting in a rapid decrease of the recall. This is a well-documented phenomenon that affects all hashing techniques (Grauman & Fergus, 2013). For instance, in the context of LSH, it can be shown that the collision probability between two points decreases exponentially with the code-length (Goemans & Williamson, 1995). Furthermore, increasing the rejection radius r slows down the query time (Grauman & Fergus, 2013). Consequently, practical retrieval based on similarity-preserving hashing schemes suffers from a fundamental limitation of the precision-recall-speed tradeoff: one has to choose between fast retrieval (small r and m , resulting in low recall), high recall (large r , small m , slow retrieval), or high precision (large m , small recall, and slow retrieval).

The key idea of this paper is to control the exploding volume of the embedding space by introducing structure into the binary code. While different types of structure can be considered in principle, we limit our attention to *sparse* hash codes. Considering sparse hash codes in a high-dimensional Hamming spaces, allows constructing complex decision boundaries mitigating the effects of the curse of dimensionality. Specifically, the number of valid k -sparse m -bit hash on a ball of radius r is much smaller and grows significantly slower with the increase of m than that of dense hash codes (Figure 1). Moreover, this still holds when considering dense hash codes with the same number of degrees of freedom, $m' = \log_2 \binom{m}{k} = \mathcal{O}(k \log_2 m)$.

We argue, and show experimentally in Section 5, that compared to its “dense” counterpart, sparse similarity-

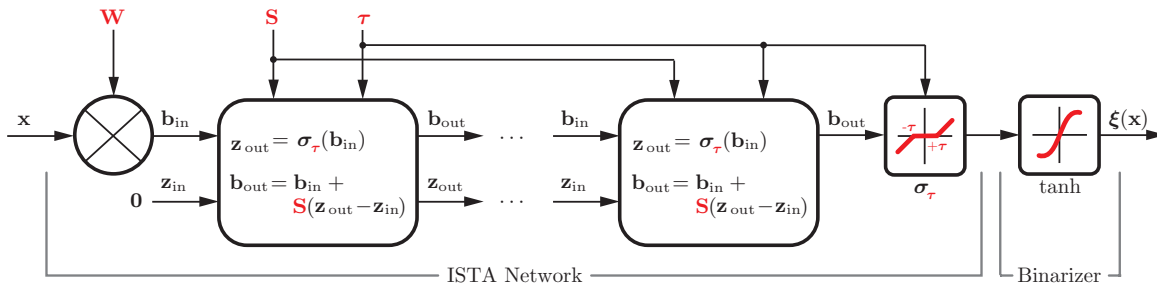


Figure 2. Schematic representation of our ISTA-type network which we use to realize sparse hashing. Two of such networks, with the same parametrization, are used.

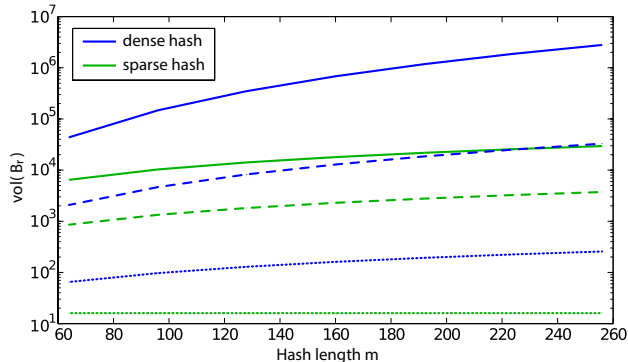


Figure 1. Volume of Hamming ball B_r versus the code length m for dense and sparse hash codes. Sparse hash codes have 15 or fewer non-zero elements. We compare for three different radii: $r = 1$ (dotted), 2(dashed) and 3 (solid).

preserving hash can enjoy from the high precision typical for long hashes, while having higher recall roughly comparable to that of a dense hashing scheme with the same number of degrees of freedom. Furthermore, retrieving partial collisions of sparse binary vectors is a significantly less complex task compared to their dense counterparts in a ball with the same radius.

A number of recent studies has demonstrated that sparse over-complete representations have several theoretical and practical advantages when modeling compressible data leading to state-of-the-art results in many applications in computer vision and machine learning. For instance, assuming that the data lives on a low dimensional manifold, the intrinsic distance in the manifold and the Euclidean distance will differ significantly in regions with high curvature. Sparse representations can help capture this variability, since they are local approximations.

SparseHash. With this additional restriction, some regularization needs to be incorporated to problem (1) so that the obtained embedding ξ will produce codes having only a small number of non-zero elements. In this work we employ an ℓ_1 norm regularization, ex-

tensively used in the compressed sensing literature to promote sparsity. Specifically, the loss considered in the minimization of the proposed SparseHash framework is given by the average of

$$L(\xi(\mathbf{x}), \xi(\mathbf{x}'), s_X) = s_X(\mathbf{x}, \mathbf{x}') \|\xi(\mathbf{x}) - \xi(\mathbf{x}')\|_1 + \lambda(1 - s_X(\mathbf{x}, \mathbf{x}')) \{M - \|\xi(\mathbf{x}) - \xi(\mathbf{x}')\|_1\}^2 + \alpha(\|\xi(\mathbf{x})\|_1 + \|\xi(\mathbf{x}')\|_1), \quad (4)$$

over the training set, where s_X is the groundtruth similarity function (1: similar, 0: dissimilar), α is a parameter controlling the level of sparsity, λ is a weighting parameter governing the false positive and negative rate tradeoff, and M is a margin.

With the new loss function given in (4), solving (1) will produce a sparse embedding that minimizes the aggregate of false positive and false negative rates for a *given* parametrization. Now the question is what parametrized family of embedding functions would lead to the best sparse similarity-preserving hashing codes? While there is no absolute answer to this question, recent approaches aimed at finding *fast* approximations of sparse codes have shed some light on this issue from a practical perspective (Gregor & LeCun, 2010; Sprechmann et al., 2012), and we use this same criterion for our proposed framework.

Gregor and LeCun (2010) proposed tailored feed-forward architectures capable of producing highly accurate approximations of the true sparse codes. These architectures were designed to mimic the iterations of successful first order optimization algorithms such as the iterative thresholding algorithm (ISTA) (Daubechies et al., 2004). The close relation between the iterative solvers and the network architectures plays a fundamental role in the quality of the approximation. This particular design of the encoder architecture was shown to lead to considerably better approximations than other of-the-shelf feed-forward neural networks (Gregor & LeCun, 2010). These ideas can be generalized to many different uses of sparse coding, in particular, they can be very effective in discrimi-

native scenarios, performing similarly or better than exact algorithms at a small fraction of the computational cost (Sprechmann et al., 2012). These architectures are flexible enough for approximating the sparse hash in (4).

Implementation. We implement SparseHash by coupling two ISTA-type networks, sharing the same set of parameters as the ones described in (Gregor & LeCun, 2010; Sprechmann et al., 2012), and trained using the loss (4). The architecture of an ISTA-type network (Figure 2) can also be seen as a recurrent network with a soft threshold activation function. A conventional ISTA network designed to obtain sparse representations with fixed complexity has continuous output units. We follow the approach of (Masci et al., 2011) to obtain binary codes by adding a tanh activation function. Such smooth approximation of the binary outputs is also similar to the logistic function used by KSH (Liu et al., 2012). We initialize \mathbf{W} with a unit length normalized random subset of the training vectors, \mathbf{S} as in the original ISTA algorithm considering \mathbf{W}^T as dictionary and the thresholds τ with zeros. The shrinkage activation is defined as $\sigma(\mathbf{x}, \tau) = \max(0, |\mathbf{x}| - \tau)\text{sign}(\mathbf{x})$.

The application of the learned hash function to a new data sample involves few matrix multiplications and the computation of the element-wise soft thresholding, and is on par with the fastest methods available, such as SSH (Shakhnarovich et al., 2003), DH (Strecha et al., 2012), and AGH (Liu et al., 2011).

4. Multi-modal SparseHash

In modern retrieval applications, a single object is often represented by more than one data modality. For example, images are frequently accompanied by textual tags, and video by an audio track. The need to search multi-modal data requires comparing objects incommensurable in their original representation. Similarity-preserving hashing can address this need by mapping the modalities into a common space, thus making them comparable in terms of a single similarity function, such as the Hamming metric. For simplicity, we will henceforth limit our discussion to two modalities, though the presented ideas can be straightforwardly generalized to any number of modalities.

We assume the data comes from two distinct data spaces X and Y , equipped with *intra-modality* similarity functions s_X and s_Y , respectively. We furthermore assume the existence of an *inter-modality* similarity s_{XY} . Typically, examples of similar and dissimilar objects across modalities are more expensive




Figure 3. Five nearest neighbors retrieved by different hashing methods for two different queries (marked in gray) in the NUS dataset. Correct matches are marked in green. Note that in NUS dataset each image has multiple class labels, and our groundtruth positives are defined as at least one class label in common.

to obtain compared to their intra-modality counterparts. We construct two embeddings $\xi : X \rightarrow \mathbb{H}^m$ and $\eta : Y \rightarrow \mathbb{H}^m$, in such way that the Hamming metric preserves the similarity relations of the modalities. We distinguish between a *cross-modal* similarity-preserving hashing, preserving only the intra-modality similarity (Bronstein et al., 2010), and the full *multi-modal* setting, also preserving inter-modal similarities.

Our sparse similarity-preserving hashing technique can be generalized to both settings. We construct an independent SparseHash network for each modality, and train them by minimizing an aggregate loss of the form

$$L_{MM} = \mu_1 L(\xi(\mathbf{x}), \xi(\mathbf{x}'), s_X(\mathbf{x}, \mathbf{x}')) + \mu_2 L(\eta(\mathbf{y}), \eta(\mathbf{y}'), s_Y(\mathbf{y}, \mathbf{y}')) + L(\xi(\mathbf{x}), \eta(\mathbf{y}), s_{XY}(\mathbf{x}, \mathbf{y})), \quad (5)$$

with respect to the parameters of the networks. The parameters μ_1 and μ_2 control the relative importance of the intra-modality similarity, and are set to zero in the *cross-modal* regime. We refer to the networks constructed this way as MM-SparseHash.

5. Experimental results

We compare SparseHash to several state-of-the-art supervised and semi-supervised hashing methods: DH (Strecha et al., 2012), SSH (Shakhnarovich et al., 2003), AGH (Liu et al., 2011), KSH (Liu et al., 2012), and NNhash (Masci et al., 2011), using codes provided by the authors. For SparseHash, we use fully online training via stochastic gradient descent with annealed learning rate and momentum, fixing the maximum number of epochs to 250.

Evaluation. We use several criteria to evaluate the performance of the methods: *precision* and *recall* for different Hamming radii, and the *F1 score* (their harmonic average); *mean average precision* at R , defined

Table 1. Performance (in %) of different hashing methods on the CIFAR10 dataset with different settings of different length m . Extended version of this table is shown in supplementary materials.

Method		Hamming radius ≤ 2				Hamming radius = 0					
		mAP	Prec.	Recall	F1	Prec.	Recall	F1			
L_2		17.42	–	–	–	–	–	–			
		m									
KSH	48	31.10	18.22	0.86	0.44	5.39	5.6×10^{-2}	0.11			
	64	32.49	10.86	0.13	0.26	2.49	9.56×10^{-3}	1.9×10^{-2}			
AGH1	48	14.55	15.95	2.8×10^{-2}	1.4×10^{-2}	4.88	2.2×10^{-3}	4.4×10^{-3}			
	64	14.22	6.50	4.07×10^{-3}	8.1×10^{-3}	3.06	1.19×10^{-3}	2.4×10^{-3}			
AGH2	48	15.34	17.43	7.1×10^{-2}	3.6×10^{-2}	5.44	3.5×10^{-3}	6.9×10^{-3}			
	64	14.99	7.63	7.20×10^{-3}	1.4×10^{-2}	3.61	1.37×10^{-3}	2.7×10^{-3}			
SSH	48	15.78	9.92	6.6×10^{-3}	1.3×10^{-2}	0.3	5.1×10^{-5}	1.0×10^{-4}			
	64	17.18	1.52	3.05×10^{-4}	6.1×10^{-4}	1.0×10^{-3}	1.69×10^{-5}	3.32×10^{-5}			
DH	48	13.13	3.0×10^{-3}	1.0×10^{-4}	5.1×10^{-5}	1.0×10^{-3}	1.7×10^{-5}	3.4×10^{-5}			
	64	13.07	1.0×10^{-3}	1.69×10^{-5}	3.3×10^{-5}	0.0	0.0	0.0			
NN	48	30.18	32.69	1.45	0.74	9.47	5.2×10^{-2}	0.1			
	64	34.74	22.78	0.28	5.5×10^{-1}	5.70	8.83×10^{-3}	1.8×10^{-2}			
Sparse	m	M	α	λ							
	48	16	0.01	0.1	23.07	32.69	1.81	0.93	16.65	5.02×10^{-2}	0.1
		7	0.001	0.1	21.08	26.03	17.0	12.56	26.65	3.04	5.46
	64	11	0.005	0.1	23.80	31.74	6.87	11.3	31.12	0.86	1.7
		7	0.001	0.1	21.29	21.41	41.68	28.3	25.27	10.17	14.5

as $mAP = \sum_{n=1}^R P(n) \cdot rel(n)$, where $rel(n)$ is the relevance of the n th results (one if relevant and zero otherwise), and $P(n)$ is the precision at n (percentage of relevant results in the first n top-ranked matches); and the *mean precision* (MP), defined as the percentage of correct matches for a fixed number of retrieved elements.

CIFAR-10 (Krizhevsky, 2009) is a standard set of 60K labeled images belonging to 10 different classes, sampled from the 80M tiny image benchmark (Torralba et al., 2008a). The images are represented using 384-dimensional GIST descriptors. Following (Liu et al., 2012), we used a training set of 200 images for each class; for testing, we used a disjoint query set of 100 images per class and the remaining 59K images as database.

Figure 4 shows examples of nearest neighbors retrieval by SparseHash. Performance of different methods is compared in Table 4 and Figures 5–6. In Figure 6 (left), we observe two phenomena: first, the recall of dense hash methods drops significantly with the increase of hash length (as expected from our analysis in Section 3; increasing the hash length is needed for precision performance), while the recall of SparseHash, being dependent on the number of non-zero elements rather than hash length, remains approximately unchanged. Second, SparseHash has significantly higher recall at low r compared to other methods.

NUS (Chua et al., 2009) is a dataset containing 270K annotated images from Flickr. Every images is associated with one or more of the different 81 concepts, and




Figure 4. Ten nearest neighbors retrieved by SparseHash for five different queries (marked in gray) in the CIFAR-10 dataset.

is described using a 500-dimensional bag-of-features. In the training and evaluation, we followed the protocol of (Liu et al., 2011): two images were considered as neighbors if they share at least one common concept (only 21 most frequent concepts are considered). Testing was done on a query set of 100 images per concept; training was performed on 100K pairs of images.

Performance is shown in Table 5 and Figures 5–6; retrieved neighbors are shown in Figure 3. We again see behavior consistent with our analysis and SparseHash significantly outperforms the other methods.

Multi-modal hashing. We repeated the experiment on the NUS dataset with the same indices of positive and negative pairs, adding the *Tags* modality represented as 1K-dimensional bags of words. The training set contained pairs of similar and dissimilar Images, Tags, and cross-modality Tags-Images pairs. We compare our MM-SparseHash to the cross-modal SSH

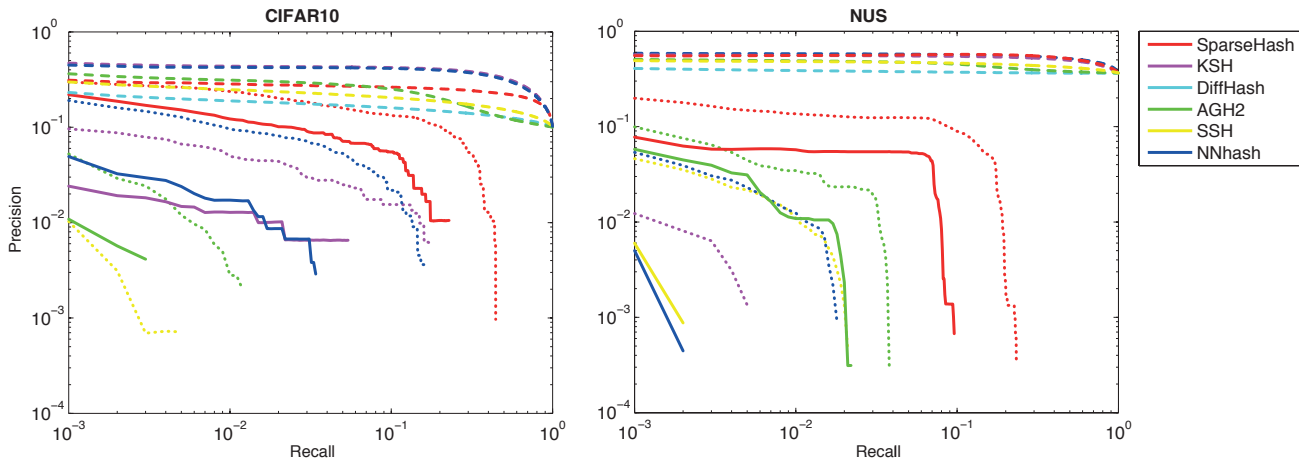


Figure 5. Precision/recall characteristics of hashing methods using $m = 48$ bits for different Hamming radius $r = 0$ (solid), 2 (dotted) and m (dashed) on CIFAR10 (left) and NUS (right) datasets. Some settings result in zero recall and the corresponding curves are not shown. While all methods show comparable performance at large r , only SparseHash performs well for small values of r .

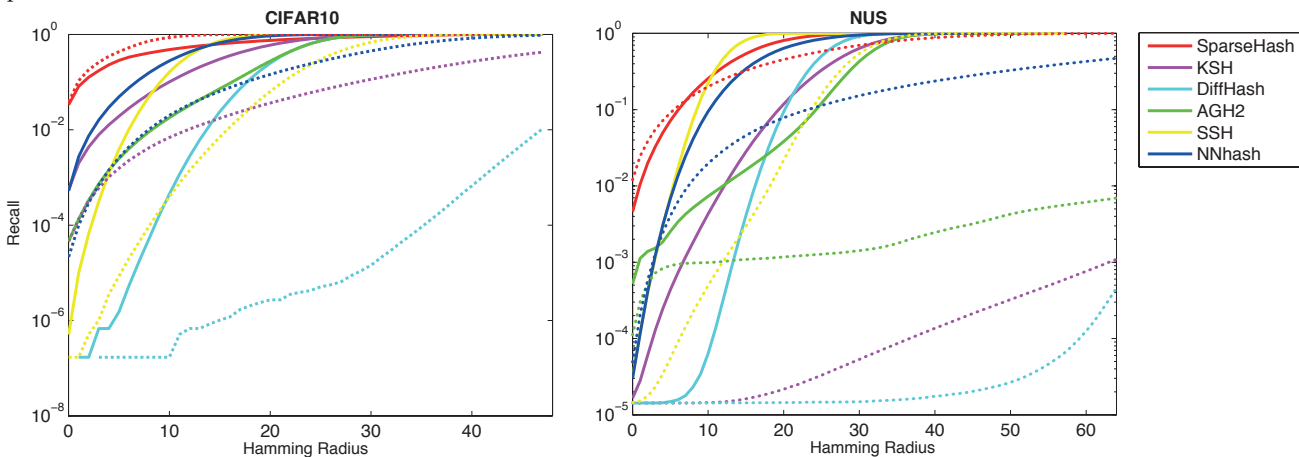


Figure 6. Recall as function of Hamming radius r of hash codes of different length (left: CIFAR dataset, solid: $m = 48$, dotted: $m = 128$; right: NUS dataset, solid: $m = 64$, dotted: $m = 256$). Note the dramatic drop in recall of dense hash methods when increasing code length m , while our proposed framework maintains performance.

(CM-SSH) method (Bronstein et al., 2010). Results are shown in Table 3 and in Figure 9. MM-SparseHash significantly outperforms CM-SSH in previously reported state-of-the-art cross-modality (Images-Tags and Tags-Images) retrieval. Both methods outperform the L_2 baseline for intra-modal (Tags-Tags and Images-Images) retrieval; since the two modalities complement each other, we attribute the improvement to the ability of the model to pick up such correlations.

6. Conclusions

We presented a new method for learning sparse similarity-preserving hashing functions. The hashing is obtained by solving an ℓ_1 regularized minimization of the aggregate of false positive and false negative rates. The embedding function is learned by using

ISTA-type neural networks (Gregor & LeCun, 2010). These networks have a particular architecture very effective for learning discriminative sparse codes. We also show that, once the similarity-preserving hashing problem is stated as training a neural network, it can be straightforwardly extended to the multi-modal setting. While in this work we only used networks with a single layer, more generic embeddings could be learned with this exact framework simply by considering multiple layers.

A key contribution of this paper is to show that more accurate nearest neighbor retrieval can be obtained by introducing sparsity into the hashing code. SparseHash can achieve significantly higher recall at the same levels of precision than dense hashing schemes with similar number of degrees of freedom. At the same

Sparse similarity-preserving hashing

Table 2. Performance (in %) of hashing methods of different length m on the NUS dataset. Extended version of this table is shown in supplementary materials.

Method					Hamming radius ≤ 2			Hamming radius = 0				
					mAP@10	MP@5K	Prec.	Recall	F1	Prec.	Recall	F1
L_2					68.67	32.77	–	–	–	–	–	
m												
KSH	64				72.85	42.74	83.8	6.1×10^{-3}	1.2×10^{-2}	84.21	1.7×10^{-3}	3.3×10^{-3}
	256				73.73	45.35	84.24	1.4×10^{-3}	2.9×10^{-3}	84.24	1.4×10^{-3}	2.9×10^{-3}
AGH1	64				69.48	47.28	69.43	0.11	0.222	73.35	3.9×10^{-2}	7.9×10^{-2}
	256				73.86	46.68	75.9	1.5×10^{-2}	2.9×10^{-2}	81.64	3.6×10^{-3}	7.1×10^{-3}
AGH2	64				68.90	47.27	68.73	0.14	0.28	72.82	5.2×10^{-2}	0.1
	256				73.00	47.65	74.9	5.3×10^{-2}	0.11	80.45	1.1×10^{-2}	2.2×10^{-2}
SSH	64				72.17	44.79	60.06	0.12	0.24	81.73	1.1×10^{-2}	2.2×10^{-2}
	256				73.52	47.13	84.18	1.8×10^{-3}	3.5×10^{-3}	84.24	1.5×10^{-3}	2.9×10^{-3}
DH	64				71.33	41.69	84.26	1.4×10^{-3}	2.9×10^{-3}	84.24	1.4×10^{-3}	2.9×10^{-3}
	256				70.73	39.02	84.24	1.4×10^{-3}	2.9×10^{-3}	84.24	1.4×10^{-3}	2.9×10^{-3}
NN	64				76.39	59.76	75.51	1.59	3.11	81.24	0.10	0.2
	256				78.31	61.21	83.46	5.8×10^{-2}	0.11	83.94	4.9×10^{-3}	9.8×10^{-3}
Sparse	m	M	α	λ								
		7	0.05	0.3	74.17	56.08	71.67	1.99	3.98	81.11	0.46	0.92
	64	7	0.05	1.0	74.15	51.52	69.08	0.53	1.06	81.67	0.15	0.30
		16	0.005	0.3	74.51	55.54	79.09	1.21	2.42	82.76	0.17	0.34
	256	4	0.05	1.0	74.05	60.73	78.82	3.85	7.34	81.82	1.20	2.37
		6	0.005	0.3	71.73	54.76	78.34	6.1	11.3	80.85	1.02	2.01

Table 3. Performance (in %) of CM-SSH and MM-SparseHash on the NUS multi-modal dataset with hashes of length 64.

Method	mAp10 %				MP@5K %			
	Image-Image	Tag-Tag	Image-Tag	Tag-Image	Image-Image	Tag-Tag	Image-Tag	Tag-Image
L_2	68.67	71.38	–	–	32.77	32.85	–	–
CM-SSH	75.19	83.05	55.55	50.43	49.69	61.60	37.05	39.13
MM-Sparse	73.79	84.49	61.52	59.52	58.13	66.59	57.35	57.29



Figure 7. Cross-modality retrieval on NUS dataset. Left plate: first five Image results to a Tags query (shown in gray) obtained using CM-SSH (top) and MM-SparseHash (bottom). Correct matches are marked in green. Note how many if not most of the results from CM-SSH, considered one of the state-of-the-art techniques in this task, are basically uncorrelated to the query. Right plate: union of top five Tags results (right) to an Image query (shown in gray) obtained using CM-SSH (top) and MM-SparseHash (bottom). Tags matching ground truth tags are shown in green. Note how the proposed approach not only detects significantly more matching words, but also the “non-matching” ones actually make a lot of sense, indicating that while they were not in the original image tags, underlying connections were learned. Extended version of this figure is shown in supplementary materials.

time, the sparsity in the hash codes allows retrieving partial collisions at much lower computational complexity than their dense counterparts in a Hamming ball with the same radius. Extensive experimental results backup these claims, showing that the proposed SparseHash framework produces comparable, or superior, results to some of the state-of-the-art methods.

References

- Belkin, M. and Niyogi, P. Laplacian eigenmaps for dimensionality reduction and data representation. *Neural computation*, 15(6):1373–1396, 2003. 1
- Bronstein, M. M. et al. Data fusion through cross-modality metric learning using similarity-sensitive hashing. In *Proc. CVPR*, 2010. 2, 5, 7
- Chua, T.-S. et al. NUS-WIDE: A real-world web image

- database from national university of Singapore. In *Proc. CIVR*, 2009. 6
- Coifman, R. R. and Lafon, S. Diffusion maps. *App. Comp. Harmonic Analysis*, 21(1):5–30, 2006. 1
- Daubechies, I., Defrise, M., and De Mol, C. An iterative thresholding algorithm for linear inverse problems with a sparsity constraint. *Comm. Pure and App. Math.*, 57(11):1413–1457, 2004. 2, 4
- Davis et al. Information-theoretic metric learning. In *Proc. ICML*, 2007. 1
- Gionis, A., Indyk, P., and Motwani, R. Similarity search in high dimensions via hashing. In *Proc. VLDB*, 1999. 2
- Goemans, M. and Williamson, D. Improved approximation algorithms for maximum cut and satisfiability problems using semidefinite programming. *J. ACM*, 42(6):1115–1145, 1995. 3
- Gong, Y. and Lazebnik, S. Iterative quantization: A procrustean approach to learning binary codes. In *Proc. CVPR*, 2011. 2
- Gong, Y. et al. Angular quantization-based binary codes for fast similarity search. In *Proc. NIPS*, 2012. 2
- Grauman, K. and Fergus, R. Learning binary hash codes for large-scale image search. In *Machine Learning for Computer Vision*, pp. 49–87. Springer, 2013. 3
- Gregor, K. and LeCun, Y. Learning fast approximations of sparse coding. In *ICML*, 2010. 4, 5, 7
- Hadsell, R., Chopra, S., and LeCun, Y. Dimensionality reduction by learning an invariant mapping. In *Proc. CVPR*, 2006. 3
- Johnson, R. A. and Wichern, D. W. *Applied multivariate statistical analysis*, volume 4. Prentice Hall, 2002. 1
- Korman, S. and Avidan, S. Coherency sensitive hashing. In *Proc. ICCV*, 2011. 2
- Krizhevsky, Alex. Learning multiple layers of features from tiny images. Technical report, 2009. 6
- Kulis, B. and Darrell, T. Learning to hash with binary reconstructive embeddings. In *Proc. NIPS*, 2009. 2
- LeCun, Y. Une procédure d’apprentissage pour réseau à seuil asymétrique. *Proceedings of Cognitiva 85, Paris*, pp. 599–604, 1985. 3
- Liu, W. et al. Hashing with graphs. In *Proc. ICML*, 2011. 2, 5, 6
- Liu, Wei et al. Supervised hashing with kernels. In *Proc. CVPR*, 2012. 2, 5, 6
- Masci, J., Migliore, D., Bronstein, M. M., and Schmidhuber, J. Descriptor learning for omnidirectional image matching. Technical Report arXiv:1112.6291, 2011. 2, 3, 5
- McFee, B. and Lanckriet, G. R. G. Partial order embedding with multiple kernels. In *Proc. ICML*, 2009. 1
- Mika, S., Ratsch, G., Weston, J., Schoelkopf, B., and Mueller, K. R. Fisher discriminant analysis with kernels. In *Proc. Neural Networks for Signal Processing*, 1999. 1
- Norouzi, M. and Fleet, D. Minimal loss hashing for compact binary codes. In *Proc. ICML*, 2011. 2
- Norouzi, M., Fleet, D., and Salakhutdinov, R. Hamming distance metric learning. In *Proc. NIPS*, 2012. 2
- Roweis, S. T. and Saul, L. K. Nonlinear dimensionality reduction by locally linear embedding. *Science*, 290(5500):2323, 2000. 1
- Schoelkopf, B., Smola, A., and Mueller, K. R. Kernel principal component analysis. *Artificial Neural Networks*, pp. 583–588, 1997. 1
- Shakhnarovich, G., Viola, P., and Darrell, T. Fast pose estimation with parameter-sensitive hashing. In *Proc. CVPR*, 2003. 2, 5
- Shen, C., Kim, J., Wang, L., and Hengel, A. Positive semidefinite metric learning with boosting. In *Proc. NIPS*, 2009. 1
- Sprechmann, P., Bronstein, A. M., and Sapiro, G. Learning efficient sparse and low rank models. Technical Report arXiv:1010.3467, 2012. 4, 5
- Strecha, C., Bronstein, A. M., Bronstein, M. M., and Fua, P. LDAHash: Improved matching with smaller descriptors. *PAMI*, 34(1):66–78, 2012. 2, 3, 5
- Taylor, G. W. et al. Learning invariance through imitation. In *Proc. CVPR*, 2011. 3
- Torralba, A., Fergus, R., and Freeman, W. T. 80 million tiny images: A large data set for nonparametric object and scene recognition. *PAMI*, 30(11):1958–1970, 2008a. 6
- Torralba, A., Fergus, R., and Weiss, Y. Small codes and large image databases for recognition. In *Proc. CVPR*, 2008b. 2
- Wang, J., Kumar, S., and Chang, S.-F. Sequential projection learning for hashing with compact codes. In *Proc. ICML*, 2010. 2
- Weinberger, K. Q. and Saul, L. K. Distance metric learning for large margin nearest neighbor classification. *JMLR*, 10:207–244, 2009. 1
- Weiss, Y., Torralba, A., and Fergus, R. Spectral hashing. In *Proc. NIPS*, 2008. 2
- Xing, E. P. et al. Distance metric learning with application to clustering with side-information. In *Proc. NIPS*, 2002. 1
- Yagnik, J., Strelow, D., Ross, D. A., and Lin, R.-S. The power of comparative reasoning. In *Proc. CVPR*, 2011. 2

Supplementary Material for Sparse similarity-preserving hashing




Figure 9. Cross-modality retrieval: first five Image results to three Tags queries (left) obtained using CM-SSH (odd rows) and MM-SparseHash (even rows) in the multimodal NUS dataset. Note how many if not most of the results from CM-SSH, considered one of the state-of-the-art techniques in this task, are basically uncorrelated to the query.

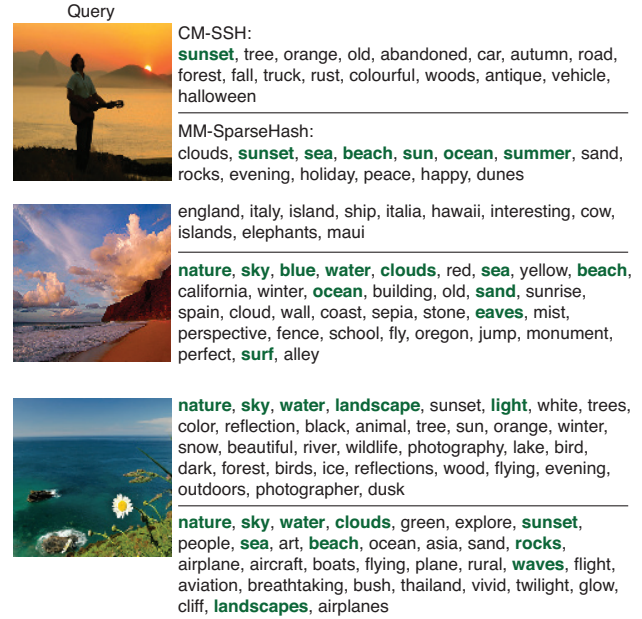


Figure 10. Cross-modality retrieval: union of top five Tags results (right) to three Image queries (left) obtained using CM-SSH (odd rows) and MM-SparseHash (even rows) in the multimodal NUS dataset. Tags matching ground truth tags showed in green. Note how the proposed approach not only detects significantly more matching words, but also the “non-matching” ones actually make a lot of sense, indicating that while they were not in the original image tags, underlying connections were learned.

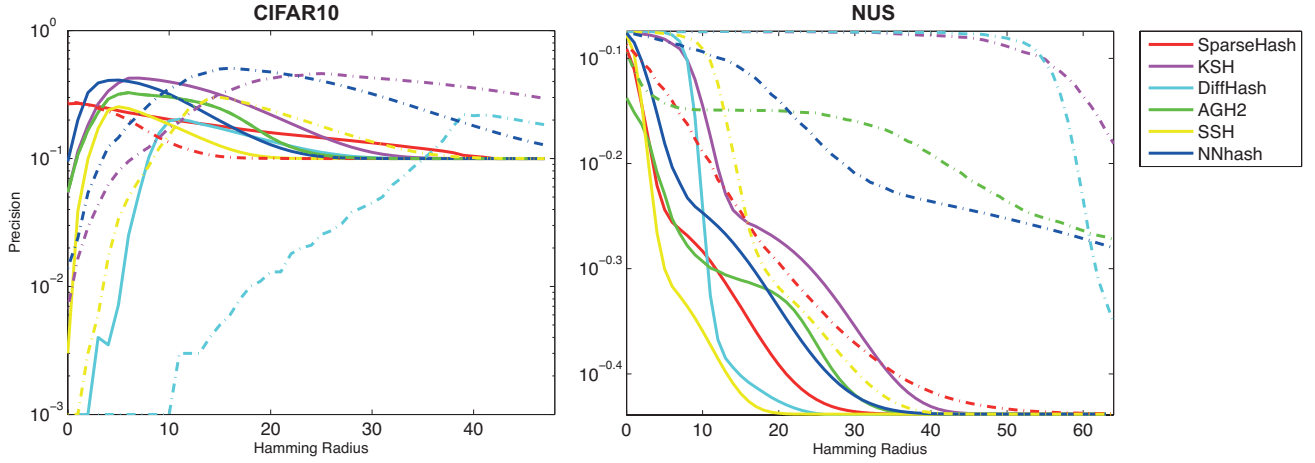


Figure 8. Precision as function of Hamming radius r of hash codes of different length (left: CIFAR dataset, solid: $m = 48$, dotted: $m = 128$; right: NUS dataset, solid: $m = 64$, dotted: $m = 256$).

Table 4. Performance (in %) of different hashing methods on the CIFAR10 dataset with different settings of different length m .

Method		mAP	Hamming radius ≤ 2			Hamming radius = 0					
			Prec.	Recall	F1	Prec.	Recall	F1			
L_2		17.42	-	-	-	-	-	-			
m											
KSH	48	31.10	18.22	0.44	0.86	5.39	5.6×10^{-2}	0.11			
	64	32.49	10.86	0.13	0.26	2.49	9.56×10^{-3}	1.9×10^{-2}			
	128	33.50	2.91	3.3×10^{-3}	6.5×10^{-2}	0.67	4.5×10^{-3}	8.9×10^{-3}			
AGH1	48	14.55	15.95	1.4×10^{-2}	2.8×10^{-2}	4.88	2.2×10^{-3}	4.4×10^{-3}			
	64	14.22	6.50	4.07×10^{-3}	8.1×10^{-3}	3.06	1.19×10^{-3}	2.4×10^{-3}			
	128	13.53	2.89	1.1×10^{-3}	2.2×10^{-3}	1.58	3.4×10^{-4}	6.8×10^{-4}			
AGH2	48	15.34	17.43	3.6×10^{-2}	7.1×10^{-2}	5.44	3.5×10^{-3}	6.9×10^{-3}			
	64	14.99	7.63	7.20×10^{-3}	1.4×10^{-2}	3.61	1.37×10^{-3}	2.7×10^{-3}			
	128	14.38	3.78	1.6×10^{-3}	3.2×10^{-3}	1.43	3.9×10^{-4}	7.8×10^{-4}			
SSH	48	15.78	9.92	6.6×10^{-3}	1.3×10^{-2}	0.3	5.1×10^{-5}	1.0×10^{-4}			
	64	17.18	1.52	3.05×10^{-4}	6.1×10^{-4}	1.0×10^{-3}	1.69×10^{-5}	3.32×10^{-5}			
	128	17.20	0.30	5.08×10^{-5}	1.0×10^{-4}	0.10	1.70×10^{-5}	3.4×10^{-5}			
DH	48	13.13	3.0×10^{-3}	5.1×10^{-5}	1.0×10^{-4}	1.0×10^{-3}	1.7×10^{-5}	3.4×10^{-5}			
	64	13.07	1.0×10^{-3}	1.69×10^{-5}	3.3×10^{-5}	0.0	0.0	0.0			
	128	13.12	0.0	0.0	0.0	0.0	0.0	0.0			
NN	48	30.18	32.69	0.74	1.45	9.47	5.2×10^{-2}	0.1			
	64	34.74	22.78	0.28	$5.5? \times 10^{-1}$	5.70	8.83×10^{-3}	1.8×10^{-2}			
	128	37.89	5.38	2.9×10^{-2}	5.7×10^{-2}	1.39	2.2×10^{-3}	4.4×10^{-3}			
Sparse	m	M	α	λ							
	48	16	0.01	0.1	23.07	32.69	0.93	1.81	16.65	5.02×10^{-2}	0.1
		7	0.001	0.1	21.08	26.03	12.56	17.0	26.65	3.04	5.46
	64	11	0.005	0.1	23.80	31.74	6.87	11.3	31.12	0.86	1.7
		7	0.001	0.1	21.29	21.41	41.68	28.3	25.27	10.17	14.5
128	16	0	0.1	21.97	25.94	18.11	21.3	27.99	3.81	6.71	

Table 5. Performance (in %) of hashing methods of different length m on the NUS dataset. Comparable degrees of freedom are 256-bit SparseHash and 80-bit dense hashes.

Method					Hamming radius ≤ 2			Hamming radius = 0				
					mAP@10	MP@5K	Prec.	Recall	F1	Prec.	Recall	F1
L_2					68.67	32.77						
m												
KSH	64				72.85	42.74	83.8	6.1×10^{-3}	1.2×10^{-2}	84.21	1.7×10^{-3}	3.3×10^{-3}
	80				72.76	43.32	84.21	1.8×10^{-3}	3.6×10^{-3}	84.23	1.4×10^{-3}	2.9×10^{-3}
	256				73.73	45.35	84.24	1.4×10^{-3}	2.9×10^{-3}	84.24	1.4×10^{-3}	2.9×10^{-3}
AGH1	64				69.48	47.28	69.43	0.11	0.222	73.35	3.9×10^{-2}	7.9×10^{-2}
	80				69.62	47.23	71.15	7.5×10^{-2}	0.15	74.14	2.5×10^{-3}	5.1×10^{-2}
	256				73.86	46.68	75.9	1.5×10^{-2}	2.9×10^{-2}	81.64	3.6×10^{-3}	7.1×10^{-3}
AGH2	64				68.90	47.27	68.73	0.14	0.28	72.82	5.2×10^{-2}	0.1
	80				69.73	47.32	70.57	0.12	0.24	73.85	4.2×10^{-2}	8.3×10^{-2}
	256				73.00	47.65	74.9	5.3×10^{-2}	0.11	80.45	1.1×10^{-2}	2.2×10^{-2}
SSH	64				72.17	44.79	60.06	0.12	0.24	81.73	1.1×10^{-2}	2.2×10^{-2}
	80				72.58	46.96	83.96	1.9×10^{-3}	3.9×10^{-3}	80.91	1.3×10^{-2}	2.6×10^{-2}
	256				73.52	47.13	84.18	1.8×10^{-3}	3.5×10^{-3}	84.24	1.5×10^{-3}	2.9×10^{-3}
DH	64				71.33	41.69	84.26	1.4×10^{-3}	2.9×10^{-3}	84.24	1.4×10^{-3}	2.9×10^{-3}
	80				70.34	37.75	84.24	4.9×10^{-3}	9.8×10^{-3}	84.24	4.9×10^{-3}	9.8×10^{-3}
	256				70.73	39.02	84.24	1.4×10^{-3}	2.9×10^{-3}	84.24	1.4×10^{-3}	2.9×10^{-3}
NN	64				76.39	59.76	75.51	1.59	3.11	81.24	0.10	0.2
	80				75.51	59.59	77.17	2.02	3.94	81.89	0.24	0.48
	256				78.31	61.21	83.46	5.8×10^{-2}	0.11	83.94	4.9×10^{-3}	9.8×10^{-3}
Sparse	m	M	α	λ								
		7	0.05	0.3	74.17	56.08	71.67	1.99	3.98	81.11	0.46	0.92
	64	7	0.05	1.0	74.15	51.52	69.08	0.53	1.06	81.67	0.15	0.30
		16	0.005	0.3	74.51	55.54	79.09	1.21	2.42	82.76	0.17	0.34
		4	0.05	1.0	74.05	60.73	78.82	3.85	7.34	81.82	1.20	2.37
	256	4	0.05	1.0	74.48	59.42	81.95	1.18	2.33	83.24	0.35	0.70
	6	0.005	0.3	71.73	54.76	78.34	6.1	11.3	80.85	1.02	2.01	