

Analytical models of finite thin disks in a magnetic field

E Cardona-Rueda and G García-Reyes*

Universidad Tecnológica de Pereira, Departamento de Física, Pereira, Colombia

Abstract

Analytical models of axially symmetric thin disks of finite extension in presence of magnetic field are presented based on the well-known Morgan-Morgan solutions. The source of the magnetic field is constructed separating the equation corresponding to the Ampere's law of electrodynamics in spheroidal oblate coordinates. This produces two associated Legendre equations of first order for the magnetic potential and hence that can be expressed as a series of associated Legendre functions of the same order. The discontinuity of its normal derivative across the disk allows us to interpret the source of the magnetic field as a ring-like current distribution extended on all the plane of the disk. We also study the circular speed curves or rotation curve for equatorial circular orbits of charged test particles both inside and outside the disk. The stability of the orbits is analyzed for radial perturbation using an extension of the Rayleigh criterion.

Keywords: Classical gravitation and electrodynamics; Thin disks; Magnetic fields

PACS Nos.: 95.30.Sf; 01.55.+b

*Corresponding Author, E-mail: ggarcia@utp.edu.co

1. Introduction

Axially symmetric thin disks are important in astrophysics as models of galaxies, accretion disks and certain stars. In the case of galaxies it is motivated by the fact that the main part of the mass of the galaxies is concentrated in the galactic disk [1]. Even though a realistic disk has thickness, in first approximation these astrophysical objects can be considered to be very thin, e.g., in our Galaxy the radius of the disk is 10 kpc and its thickness is 1 kpc. Thin disks in presence of magnetic field are also of astrophysical importance. In fact, there is strong observational evidence that magnetic fields are present in all galaxies and galaxy clusters [2–4]. These fields are characterized by a strength of the order of μ G. For example, the strength of the total magnetic field in our Milky Way from radio synchrotron measurements is about 6μ G [5]. Observational data also provide a strong support of the existence of extragalactic magnetic fields of at least $B \simeq 10^{-17}$ G on Mpc scales [6, 7]. Magnetic fields are also present in accretion disks such as protoplanetary disks and play an important role in disks evolution. They induce disk accretion via magneto-rotational instability [8] and also produce disk winds and outflows via the magneto-centrifugal force [9] or the magnetic pressure [10]. A key parameter in the understanding of the evolution of accretion disks is the large-scale poloidal magnetic field threading the disks [11]. Moreover, although for the general scenario the magnetic fields present in the galaxies are toroidal, poloidal magnetic fields have been also observed in the central regions of galaxies which have gaseous rings [12]. Finite size current disks are also used as models of the magnetic dipole field presents in stars [13]. Such fields are small enough not to influence the spacetime structure of these objects. Indeed, the general relativistic effects are important for very compact objects and strong magnetic fields as in the case of highly magnetized neutron stars, or magnetars, where the magnetic field is characterized by a strength of the order of 10^{14} G [14–16]. Thus, the Newtonian approximation is valid for modeling above structures.

A simple model of thin disk is the Kuzmin-Toomre disk [17, 18] which represents a disk-like matter distribution with a concentration of mass in its center and density that decays as $1/r^3$ on the plane of the disc. These models are constructed using the image method that is usually used to solve problems in electrostatics. This structure has no boundary of the mass but as the surface mass density decreases rapidly one can define a cut off radius, of the order of the galactic disk radius, and, in principle, to consider these disks as finite.

Another simple set of models are the Morgan-Morgan disks [19]. These disks have a mass concentration on their centers and finite radius. The models are constructed using a method developed by Hunter [20] based on obtaining solutions of Laplace equation in terms of oblate spheroidal coordinates, which

are ideally suited to the study of flat disks of finite extension. Several classes of analytical models corresponding to thin disks have been obtained by different authors [21–28]. Thin disks with electromagnetic fields, specially in curved spacetimes, also have been studied extensively [29–37].

In this work we consider analytical models of finite thin disk in presence of a magnetic field. The mass density is determined by Morgan-Morgan solutions and the source of magnetic field is constructed using the Hunter method which involves the use of oblate spheroidal coordinates. It produces as source an azimuthal (toroidal) electric current distribution which extends on all the plane of the disk, and hence a poloidal magnetic field. These models differ from those presented in foregoing references in that we assume that magnetic field strength is known far away from the disk and then we determine the magnetic field structure near to the disk. The radial component of the magnetic field on the disk surface or the profile of the azimuthal electric current density are also assumed.

The paper is organized as follows. In Section 2 we present the general formalism to construct models of thin disks with electric current. We also analyse the motion of charged test particles around of the disks and we derivate the stability condition of the system against radial perturbations using an extension of the Rayleigh criterion.

In Section 3, we first present a summary of the pair potential-density associated to the Morgan- Morgan disks. Then we construct a family of finite thin disk with electric current in presence of a pure magnetic field. As a simple example, we consider a particular profile of azimuthal electric current density with a physically reasonable behavior and we present explicit expression for the main physical quantities associated to the disks for the two first terms of the series of the solutions. Finally, in Section 4 we summarize the results obtained.

2. Disks and Maxwell equations

Exact solutions of Poisson’s equation representing the field of a thin disk at $z = 0$ can be constructed assuming the gravitational potential Φ continuous across the disk, and its first derivative discontinuous in the direction normal to the disk. This can be written as

$$[\Phi_{,z}] = 2 \Phi_{,z}|_{z=0^+}. \quad (1)$$

Since the disk is thin the Poisson’s equation can be written as

$$\nabla^2 \Phi = 4\pi G \Sigma(R) \delta(z), \quad (2)$$

where $\delta(z)$ is the usual Dirac function with support on the disk and $\Sigma(R)$ is the surface mass density. The mass density can be obtained, for example, by using the approach presented in Ref. [38]. Thus, written by the Laplacian operator in cylindrical coordinates and integrating from $z = 0^-$ to $z = 0^+$, we obtain

$$\Sigma(R) = \frac{1}{2\pi G} \left. \frac{\partial \Phi}{\partial z} \right|_{z=0^+}. \quad (3)$$

Similarly, thin disks with electric current in presence of a pure magnetic field can be obtained assuming the magnetic potential \mathbf{A} continuous and its first derivate discontinuous. That is

$$[\mathbf{A},z] = 2 \mathbf{A},z|_{z=0^+}. \quad (4)$$

The magnetic field is governed by the Maxwell's equations

$$\nabla \cdot \mathbf{B} = 0, \quad (5a)$$

$$\nabla \times \mathbf{B} = \mu_0 J, \quad (5b)$$

where J is the electric current density vector. For axially symmetric fields the magnetic potential is $\mathbf{A} = A\hat{\varphi}$ where A is function of R and z only and $\hat{\varphi}$ a unit vector in the azimuthal direction. Since

$$\mathbf{B} = \nabla \times \mathbf{A}, \quad (6)$$

Eq. (5b) can be written as

$$\nabla^2 A - \frac{1}{R^2} A = -\mu_0 j_\varphi \delta(z). \quad (7)$$

where j_φ is the surface azimuthal electric current density. It implies that the magnetic field is poloidal. Again written by the Laplacian operator in cylindrical coordinates and integrating from $z = 0^-$ to $z = 0^+$, we obtain

$$j_\varphi = -\frac{2}{\mu_0} \left. \frac{\partial A}{\partial z} \right|_{z=0^+}. \quad (8)$$

Now we analyse the motion of charged test particles around of the disks. For equatorial circular orbits the equations of motion of test particles read

$$\frac{\partial \Phi}{\partial R} - \tilde{e} v \frac{1}{R} \frac{\partial(RA)}{\partial R} = \frac{v^2}{R}, \quad (9)$$

where \tilde{e} is the specific electric charge of the particles and v is the speed of the particles which is given by

$$v_c = -\frac{\tilde{e}}{2} \frac{\partial}{\partial R}(RA) \pm \sqrt{\left(\frac{\tilde{e}}{2} \frac{\partial}{\partial R}(RA) \right)^2 + R \frac{\partial \Phi}{\partial R}}. \quad (10)$$

The positive sign corresponds to the direct orbits or co-rotating and the negative sign to the retrograde orbits or counter-rotating.

To analyse the stability of the particles of the disks in the case of circular orbits in the equatorial plane we use an extension of Rayleigh criteria of stability of a fluid at rest in a gravitational field [39–41]. The method works as follows. Any small element of the matter distribution analyzed (in our case a test particle in the disk) is displaced slightly from its path. As a result of this displacement, forces appear which act on the displaced matter element. If the matter distribution is stable, these forces must tend to return the element to its original position.

The first term on the left-hand side of the motion Eq. (9) is the gravitational force F_g (per unit of mass), the second term the magnetic force F_m , and the term on the right-hand side the centrifugal force F_c acting on the test particle. So we have a balance between the total force $F = F_g + F_L$ and the centrifugal force. We consider the particle to be initially in a circular orbit with radius $R = R_0$. In terms of specific angular momentum $L = Rv + \tilde{e}AR$, $F_c(R_0) = (L_0 - \tilde{e}AR_0)^2/R_0^3$. We slightly displace the particles to a higher orbit $R > R_0$. Since the angular momentum of particle remains equal to its initial value, the centrifugal force in its new position is $\hat{F}_c(R) = (L_0 - \tilde{e}AR)^2/R^3$. In order that the particle returns to its initial position must be met that $F(R) > \hat{F}_c(R)$, but according to the balance Eq. (9) $F(R) = F_c(R)$ so that $F_c(R) > \hat{F}_c(R)$, and hence $(L - \tilde{e}AR)^2 > (L_0 - \tilde{e}AR_0)^2$. It follows that the condition of stability is $L^2 > L_0^2$. By doing a Taylor expansion of L around $R = R_0$, we can write this condition in the form

$$L \frac{dL}{dR} > 0, \quad (11)$$

or, in other words, $dL^2/dR > 0$.

From Eq. (6) we find

$$\frac{\partial}{\partial R}(RA)dR + \frac{\partial}{\partial z}(RA)dz = 0. \quad (12)$$

Thus the Eq. $RA = C$, with C constant, gives the lines of force of the magnetic field.

3. Finite disks with magnetic field

3.1. Morgan-Morgan Disks

Solutions representing the field of a finite thin disk can be obtained solving the Laplace equation in oblate spheroidal coordinates (u, v) , which are defined

in terms of the cylindrical coordinates (R, z) by

$$R^2 = a^2(1 + u^2)(1 - v^2), \quad (13a)$$

$$z = auv, \quad (13b)$$

and explicitly

$$\sqrt{2}u = \sqrt{[(\tilde{R}^2 + \tilde{z}^2 - 1)^2 + 4\tilde{z}^2]^{1/2} + \tilde{R}^2 + \tilde{z}^2 - 1}, \quad (14a)$$

$$\sqrt{2}v = \sqrt{[(\tilde{R}^2 + \tilde{z}^2 - 1)^2 + 4\tilde{z}^2]^{1/2} - (\tilde{R}^2 + \tilde{z}^2 - 1)}, \quad (14b)$$

where $u \geq 0$, $-1 < v < 1$, $\tilde{R} = R/a$, $\tilde{z} = z/a$, and a the radius of the disk. The disk is located in $u = 0$, $-1 < v < 1$, and when it is crossed the coordinate v changes of sign but not its absolute value, whereas u is continuous. This implies that an even function of v is a continuous function everywhere but has a discontinuous v derivative at the disk.

In this coordinate system the Laplacian operator has the form

$$\nabla^2 = \frac{1}{a^2(u^2 + v^2)} \left[\frac{\partial}{\partial u}(1 + u^2) \frac{\partial}{\partial u} + \frac{\partial}{\partial v}(1 - v^2) \frac{\partial}{\partial v} \right]. \quad (15)$$

The general solution of Laplaces equation can be written as

$$\Phi = - \sum_{n=0}^{\infty} c_{2n} q_{2n}(u) P_{2n}(v), \quad (16)$$

where c_{2n} are constants, P_{2n} are the Legendre polynomials of order $2n$ and

$$q_{2n}(u) = i^{2n+1} Q_{2n}(iu), \quad (17)$$

being $Q_{2n}(iu)$ the Legendre functions of the second kind.

The mass surface density Eq. (3) takes the form

$$\Sigma(R) = \frac{1}{2\pi a G v} \sum_{n=0}^{\infty} c_{2n} (2n + 1) q_{2n+1}(0) P_{2l}(v) \quad (18)$$

with $v = \sqrt{1 - R^2/a^2}$.

For $n = 0$ we have the zeroth order Morgan-Morgan disk and, for the two first terms of the series, the first Morgan-Morgan disk [41]. In this case, the gravitational potential is

$$\Phi = -\frac{MG}{a} \left\{ \cot^{-1}(u) + \frac{1}{4} [(3u^2 + 1) \cot^{-1}(u) - 3u] (3v^2 - 1) \right\}, \quad (19)$$

being M is the mass of the disks, and the surface mass density

$$\Sigma(R) = \frac{3M}{2\pi a^2} \sqrt{1 - \frac{R^2}{a^2}}. \quad (20)$$

3.2. Current Disks

We now consider a thin disk with electric current in presence of a pure magnetic field. Using the Laplace operator in the form of Eq. (15), making the change of variable $u = ix$, using the algebraic relation

$$\frac{x^2 - v^2}{(1 - x^2)(1 - v^2)} = \frac{1}{1 - x^2} - \frac{1}{1 - v^2}, \quad (21)$$

and letting $A = X(x)V(v)$, Eq. (7) for the magnetic potential yields two associated Legendre equations of first order

$$(1 - x^2) \frac{d^2 X}{dx^2} - 2x \frac{dX}{dx} + l(l + 1)X - \frac{1}{1 - x^2}X = 0, \quad (22a)$$

$$(1 - v^2) \frac{d^2 V}{dv^2} - 2v \frac{dV}{dv} + l(l + 1)V - \frac{1}{1 - v^2}V = 0. \quad (22b)$$

The solution which vanishes at infinity is $A_n = b_n Q_n^1(-iu)P_n^1(v)$, where b_n is a constant, $P_n^1(v)$ are the associated Legendre functions of the first kind of order 1 and $Q_n^1(-iu)$ the associated Legendre functions of the second kind of order 1 [42, 43]. But $Q_n^m(-z) = (-1)^{n+m+1}Q_n^m(z)$, hence $A_n = b_n(-1)^{n+2}Q_n^1(iu)P_n^1(v)$. Moreover, since A must be invariant to reflection in the equatorial plane by symmetry of the problem, $A(u, v) = A(u, -v)$, the parity property $P_n^m(-v) = (-1)^{n+m}P_n^m(v)$ [44] shows that n is an odd integer. Thus the most general solutions for the magnetic potential can be written as

$$A = \sum_{n=0}^{\infty} b_{2n+1}(-1)^{2n+3}Q_{2n+1}^1(iu)P_{2n+1}^1(v). \quad (23)$$

As A is a even function of v , it is continuous across the disk. Consequently, its normal derivate is an odd function of v and hence discontinuous across the disks. This implies that the source of the magnetic field also is planar. Using the relation

$$\frac{d}{dz}Q_n^m(z) \Big|_{z=0} = -(n - m + 1)Q_{n+1}^m(0), \quad (24)$$

one finds that the surface current density Eq. (8) is

$$\mathbf{j}_\varphi = \frac{2}{\mu_0 a v} \sum_{n=0}^{\infty} b_{2n+1}(2n + 1)(-1)^{2n+3}iQ_{2n+2}^1(0)P_{2n+1}^1(v), \quad (25)$$

where $v = \sqrt{1 - R^2/a^2}$.

In order to determine the coefficients b_{2n+1} , we write the current density as

$$\mathbf{j}_\varphi = \frac{2}{\mu_0 a} \frac{F(v)}{v} \quad (26)$$

with

$$F(v) = \sum_{n=0}^{\infty} a_{2n+1} P_{2n+1}^1(v), \quad (27)$$

where $a_{2n+1} = b_{2n+1}(2n+1)(-1)^{2n+3}iQ_{2n+2}^1(0)$. By using the orthogonality property of the the associated Legendre functions of the the first kind, we obtain

$$a_{2n+1} = \frac{(4n+3)(2n)!}{2(2n+2)!} \int_{-1}^1 F(v) P_{2n+1}^1 dv. \quad (28)$$

On the other hand, from Eq. (6) we have

$$B_R = -\frac{\partial A}{\partial z}, \quad (29)$$

so that Eq. (8) for the current density can be written as

$$j_\varphi = -\frac{2}{\mu_0} B_R|_{z=0^+}. \quad (30)$$

Thus, using the identity

$$iQ_{2n+2}^1(0) = (-1)^{n+2}(2)^{n+1} \frac{(n+1)!}{(2n+1)!!}, \quad (31)$$

we get

$$b_{2n+1} = \frac{a(4n+3)[(2n)!]^2}{(-1)^{3n}(2)^{2n+2}n!(n+1)!(2n+2)!} \int_{-1}^1 v B_R(v) P_{2n+1}^1(v) dv. \quad (32)$$

This expression permits us to determinate all the coefficients b_{2n+1} by giving the radial component of the magnetic field on the disk or the profile of the azimuthal electric current density.

3.3. A simple example

As a simple example, we consider the azimuthal current density of the disk to be

$$j_\varphi = j_0 \left(\frac{R}{a}\right) \left(1 - \frac{R^2}{a^2}\right)^{\frac{j_1}{2}}, \quad (33)$$

where j_0 and j_1 are constants. In oblate coordinates we have

$$j_\varphi = j_0 v^{j_1} (1 - v^2)^{\frac{j_1}{2}}. \quad (34)$$

Since the surface current density diverges at the disc edge, when $v = 0$, this expression satisfies the requirement that the current density must vanish there.

It also vanishes at the disk center, which can indicate the presence of a central star.

By taking j_1 as a odd positive integer the integral in Eq. (32) is even and hence

$$b_{2n+1} = \frac{\mu_0 a j_0 (4n+3) [(2n)!]^2}{(-1)^{3n+1} (2)^{2n+2} n! (n+1)! (2n+2)!} \int_0^1 v^{j_1+1} (1-v^2)^{\frac{1}{2}} P_{2n+1}^1 dv. \quad (35)$$

Using the expression [45]

$$\begin{aligned} (-1)^m 2^{m+1} \Gamma(1-m+n) \int_0^1 x^\sigma (1-x^2)^{\frac{m}{2}} P_n^m(x) dx = \\ \frac{\Gamma(\frac{1}{2} + \frac{1}{2}\sigma) \Gamma(1 + \frac{1}{2}\sigma) \Gamma(1+m+n)}{\Gamma(1 + \frac{1}{2}\sigma + \frac{1}{2}m - \frac{1}{2}n) \Gamma(\frac{3}{2} + \frac{1}{2}\sigma + \frac{1}{2}m + \frac{1}{2}n)}, \end{aligned} \quad (36)$$

which is valid for $\text{Re } \sigma > -1$ and m a positive integer, we obtain

$$\begin{aligned} b_{2n+1} = & \frac{\mu_0 a j_0 (4n+3) [(2n)!]^2}{(-1)^{3n} 2^{2n+4} n! (n+1)! (2n+2)!} \\ & \times \frac{\Gamma(2n+3) \Gamma(1 + \frac{1}{2}j_1) \Gamma(\frac{3}{2} + \frac{1}{2}j_1)}{\Gamma(2n+1) \Gamma(\frac{3}{2} + \frac{1}{2}j_1 - n) \Gamma(3 + \frac{1}{2}j_1 + n)}, \end{aligned} \quad (37)$$

where $n \geq 0$ and j_1 is an odd positive integer. The constant j_0 can be determined from a reference magnetic field B_0 , and accordingly is the parameter that controls the magnetic field. Since the field is poloidal, the exterior field to the disk asymptotically approaches at infinity a uniform vertical field which is also measurable [46, 47], and hence this value of magnetic field can be taken as reference. Thus, from Eq. (6) we have that

$$j_0 = \frac{R_0 B_0}{\left. \frac{\partial(\tilde{A}R)}{\partial R} \right|_{R_0}}, \quad (38)$$

where R_0 is the radial distance at which the imposed magnetic field is known, and $\tilde{A} = A/j_0$. For protoplanetary disks an accepted value for this field is $B_0 = 10\mu\text{G}$ for $R_0 = 100 \text{ AU}$ [11].

We consider the two first terms of the series in Eq. (23) taking $j_1 = 1$. For $n = 0$ have $b_1 = \frac{1}{20}\mu_0 a j_0$ and for $n = 1$ $b_3 = -\frac{1}{120}\mu_0 a j_0$. Thus $b_1 = -6b_3$ and the parameter j_0 takes the value

$$j_0 = \frac{2B_0}{5\tilde{b}_1[-3u + (3\tilde{R}_0^2 - 2) \cot^{-1}(u)]}, \quad (39)$$

where $\tilde{b}_1 = b_1/j_0$, $u = \sqrt{\tilde{R}_0^2 - 1}$ and $\tilde{R}_0 = R_0/a$.

In this case the magnetic potential is given by

$$A = \frac{b_1}{8} \sqrt{1-v^2} \left\{ \frac{u[8 + (13 + 15u^2)(5v^2 - 1)]}{\sqrt{1+u^2}} - [8 + 3(1 + 5u^2)(5v^2 - 1)]\sqrt{1+u^2} \cot^{-1}(u) \right\}, \quad (40)$$

and surface electric charge density is

$$j_\varphi = -\frac{20b_1}{\mu_o a} (R/a) \sqrt{1 - \frac{R^2}{a^2}}. \quad (41)$$

In order to analyse the motion of charged test particles around of the disks, we consider the first Morgan-Morgan disk. In oblate coordinates, Eq. (10) for the circular speed takes the form

$$v_c = -\frac{\tilde{e}}{2} \left(A + \frac{(v^2 - 1)}{v} \frac{\partial A}{\partial v} \right) \pm \sqrt{\frac{\tilde{e}^2}{4} \left(A + \frac{(v^2 - 1)}{v} \frac{\partial A}{\partial v} \right)^2 + \frac{(v^2 - 1)}{v} \frac{\partial \Phi}{\partial v}}, \quad (42)$$

so that inside the disk the circular speed of particles is given by

$$v_c = -\frac{5}{8} \tilde{e} b \pi \tilde{R} (3\tilde{R}^2 - 2) \pm \sqrt{\frac{25}{64} \tilde{e}^2 b^2 \pi^2 \tilde{R}^2 (3\tilde{R}^2 - 2)^2 + 3\pi \tilde{R}^2}, \quad (43)$$

whereas outside the disk is

$$v_c = -\frac{5}{4} \tilde{e} b \tilde{R} [-3u + (3\tilde{R}^2 - 2) \cot^{-1}(u)] \pm \left(\frac{25}{16} \tilde{e}^2 b^2 \tilde{R}^2 [-3u + (3\tilde{R}^2 - 2) \cot^{-1}(u)]^2 + \frac{3}{4} [-2u + \pi \tilde{R}^2 - 2\tilde{R}^2 \cot^{-1}(u)] \right)^{1/2}, \quad (44)$$

with $u = \sqrt{\tilde{R}^2 - 1}$.

In Fig. 1 we have plotted the electric current density j_φ for $\tilde{e} = 1$ and different values of the parameter of magnetic fields $b_1 = 0, 0.1, 0.3$, and 0.5 , as functions of \tilde{R} . We see that j_φ is zero in the center of the disk where the surface mass density is greater (Eq. (20)), reaches a maximum and then falls to zero at rim of the disk where there is no matter.

In Fig. 2 we have plotted the curves of the circular speed v_+ and v_- for the motion of charged test particles inside the the disk (Figs. 2(a) and 2(b)) and for particles outside the disk (Figs. 2(c) and 2(d)), for $\tilde{e} = 1$ and the same value of the other parameters. Inside the disk, we find that for direct orbits the magnetic field increases the speed of particles to a certain values of \tilde{R} , and then decreases it, whereas for retrograde orbits the contrary occurs.

Outside the disk, we observe that for direct orbits the magnetic field decreases the speed of particles everywhere of the disk whereas for retrograde orbits the contrary occurs.

In Fig. 3 we have plotted the specific angular momentum L_+^2 and L_-^2 for the motion of test particles inside the the disk (Figs. 3(a) and 3(b)) and for particles outside the disk (Figs. 3(c) and 3(d)), with $\tilde{\epsilon} = 1$ and the same value of the other parameters. Inside the disk, we find that for direct orbits the magnetic field can make less stable the motion of the particles against radial perturbations, whereas for retrograde orbits the particles are always stable. Outside the disk, we observe that for direct orbits the magnetic field can stabilize the particles, whereas for retrograde orbits the magnetic field enhances the zone of instability.

In Fig. 4 we have plotted the surface and level curves of the function RA that represents the magnetic field lines as a function of R and z for the parameter $b_1 = 0.5$. We find that the lines are closed curves surrounding the disk which suggests that the source of the magnetic field is a ringlike current distribution and that the field is poloidal.

4. Conclusions

In the present work we constructed a family of finite thin disks with electric current in presence of a poloidal magnetic field by using oblate spheroidal coordinates. These models permit to determine the magnetic field structure near to disk knowing the experimental magnetic field strength far away from the disk. The profile of the azimuthal electric current density on the disk surface or the radial component of the magnetic field also need to be assumed.

The models are illustrated for a particular profile of anular azimuthal electric current density. For these structures we analyse the rotation curves for equatorial circular orbits of charged test particles both inside and outside the disk and also its stability against radial perturbation using a extension of the Rayleigh criterion. We find that the presence of the magnetic field can affect in different ways the movement of particles.

References

- [1] J Binney and S Tremaine *Galactic Dynamics* (New Jersey: Princeton University Press) (2008)
- [2] L M Widrow *Rev. Mod. Phys.* **74**, 775 (2002)
- [3] F Govoni and L Feretti *Int. J. Mod. Phys. D* **13** 1549 (2004)

- [4] U Klein and A Fletcher *Galactic and Intergalactic Magnetic Fields* (New York: Springer) (2015)
- [5] R Beck *Astrophys. Space Sci. Trans.* **5** 43 (2009)
- [6] A Neronov and I Vovk *Science* **328** 73 (2010)
- [7] A M Taylor, I Vovk, and A Neronov *Astron. Astrophys.* **529** A144 (2011)
- [8] S A Balbus and J F Hawley *Rev. Mod. Phys.* **70** 1 (1998)
- [9] R D Blandford and D G Payne *MNRAS* **199** 883 (1982)
- [10] K Shibata and Y Uchida *PASJ* **37** 31 (1985)
- [11] S Okuzumi, T Takeuchi, and T Muto *arXiv:1310.7446*
- [12] H Lesch, A Crusius, R Schlickeiser and R Wielebinski *Astron. Astrophys.* **217** 99 (1989)
- [13] Y M Toropin, O D Toropina, V V Savelyev, M M Romanova, V M Chechetkin and R V E Lovelace *Astrophys. J.* **517** 906 (1999)
- [14] X D Li and E P J van den Heuvel *Astrophys. J.* **513** L45 (1999).
- [15] G G Pavlov and V G Bezchastnov *Astrophys. J.* **635** L61 (2005).
- [16] A I Ibrahim, J H Swank and W Parke *Astrophys. J.* **584** L17 (2003)
- [17] G G Kuzmin *Astron. Zh.* **33** 27 (1956)
- [18] A Toomre *Astrophys. J.* **138** 385 (1962).
- [19] T Morgan and L Morgan *Phys. Rev.* **183** 1097 (1969)
- [20] C Hunter *MNRAS* **126** 299 (1963)
- [21] D Lynden-Bell *MNRAS* **123** 447 (1962)
- [22] A J Kalnajs *Astrophys. J.* **175** 63 (1972)
- [23] J T Conway *MNRAS* **316** 540 (2000)
- [24] G A González and J I Reina *MNRAS* **371** 1873 (2006)
- [25] J F Pedraza, J Ramos-Caro, and G A González *MNRAS* **390** 1587 (2008)

- [26] G A González, S M Plata-Plata and J Ramos-Caro *MNRAS* **404** 468 (2010)
- [27] J Ramos-Caro, C A Agón, and J F Pedraza *Phys. Rev. D* **86** 043008 (2012)
- [28] H Andreasson and G Rein *MNRAS* **446** (4) 3932 (2014)
- [29] J Katz, J Bičák, and D Lynden-Bell *Class. Quantum Grav.* **16** 4023 (1999)
- [30] P S Letelier *Phys. Rev. D* **60** 104042 (1999)
- [31] G García R and G A González *Phys. Rev. D* **69** 124002 (2004)
- [32] N Gürlebeck, J Bičák, and A C Gutiérrez-Piñeres *Phys. Rev. D* **83** 124023 (2011)
- [33] C H García-Duque and G García-Reyes *Gen. Relativ. Gravit.* **43** 11 3001 (2011)
- [34] A C Gutiérrez-Piñeres and G A González *Int. J. Theor. Phys.* **43** (6) 1737 (2012)
- [35] A C Gutiérrez-Piñeres, G A González and H Quevedo *Phys. Rev. D* **87** 044010 (2013)
- [36] A C Gutiérrez-Piñeres, G García-Reyes and G A González *Int. J. Mod. Phys. D* **23** No. 1 1450010 (2014)
- [37] A C Gutiérrez-Piñeres *Gen. Rel. Grav.* **47** 54 (2015)
- [38] A Chamorro, R Gregory, and J M Stewart *Proc. R. Soc. London* **A413** 251 (1987)
- [39] Lord Rayleigh *Proc. R. Soc. London A* **93** 148 (1917)
- [40] L D Landau and E M Lifshitz *Fluid Mechanics* (USA: Addison-Wesley) (1989)
- [41] P S Letelier *Phys. Rev. D* **68** 104002 (2003)
- [42] Abramowitz and I A Stegun *Handbook of mathematical functions* (New York: Dover Publications) (1970)
- [43] P M Morse, and H Feshbach *Methods of Theoretical Physics* (New York: Mc Graw Hill) (1953)

- [44] G Arfken and H Weber *Mathematical Methods for Physicists* (USA: Academic Press) (2005)
- [45] H Bateman *Higher Transcendental Functions* (New York: Mc-Graw Hill) **Vol 1**, p 172 (1954)
- [46] T H Troland and R M Crutcher *Astrophys. J.* **680** 457 (2008)
- [47] R M Crutcher, N Hakobian and T H Troland *Astrophys. J.* **692** 844 (2009)

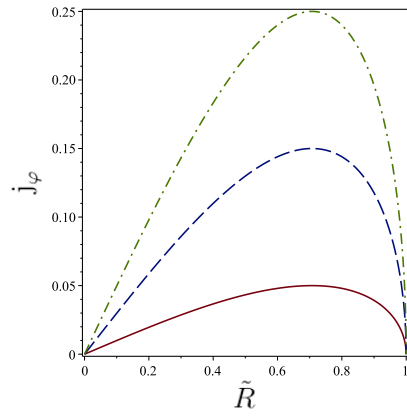


Figure 1: Electric current density j_φ for $\tilde{e} = 1$ and different values of the parameter of magnetic fields $b_1 = 0$ (\tilde{R} axis), 0.1 (solid curve), 0.3 (dashed curve), and 0.5 (dash-dotted curve), as functions of \tilde{R} .

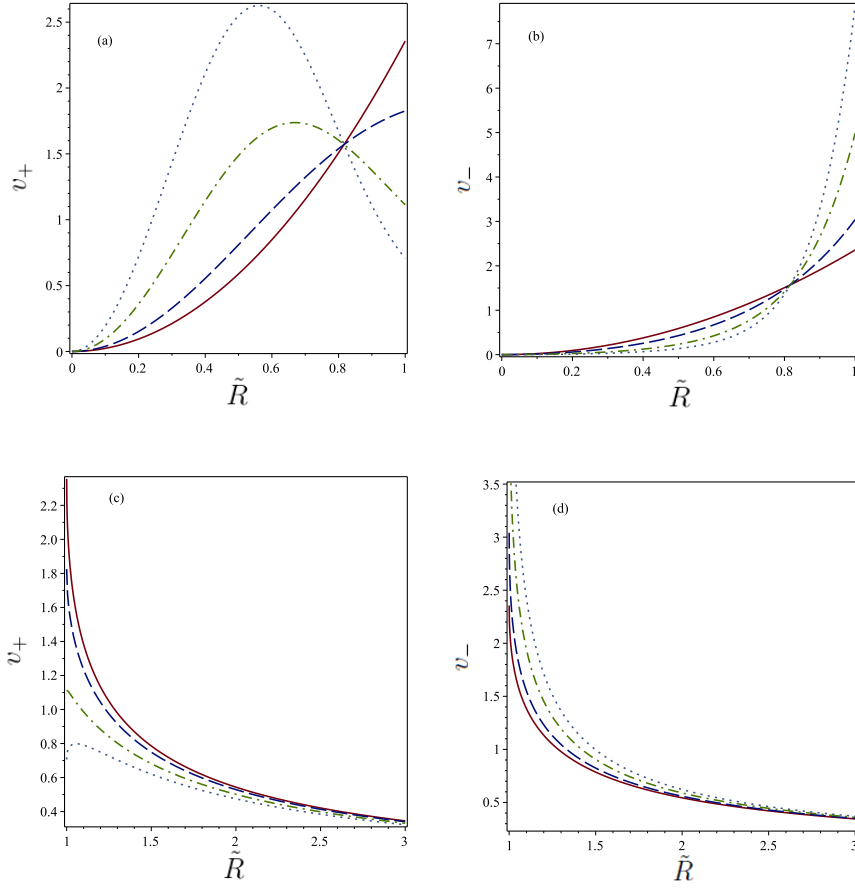


Figure 2: (a) Circular speed v_+ and (b) v_- for the motion of test particles inside of the the disk. (c) and (d) are the same for particles outside of the disk for $\tilde{e} = 1$ and different values of the parameter of magnetic fields $b_1 = 0$ (solid curves), 0.1 (dashed curves), 0.3 (dash-dotted curves), and 0.5 (dotted curves), as functions of \tilde{R} .

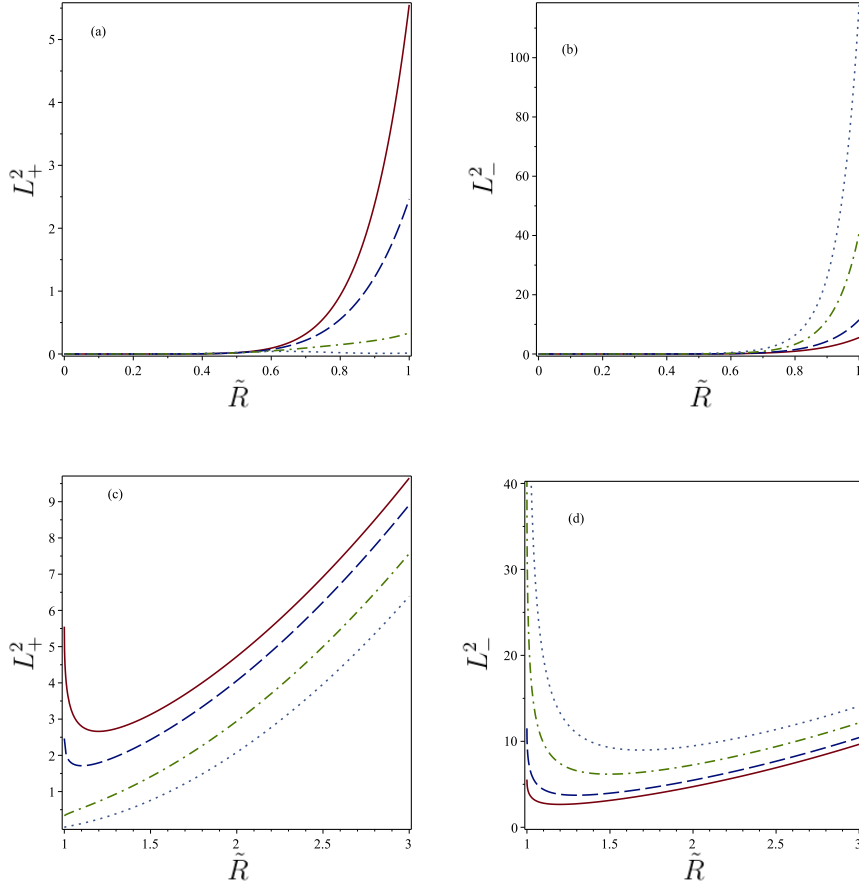


Figure 3: (a) Specific angular momentum L_+^2 and (b) L_-^2 for the motion of test particles inside of the the disk. (c) and (d) are the same for particles outside of the disk for $\tilde{\epsilon} = 1$ and different values of the parameter of magnetic fields $b_1 = 0$ (solid curves), 0.1 (dashed curves), 0.3 (dash-dotted curves), and 0.5 (dotted curves), as functions of \tilde{R} .

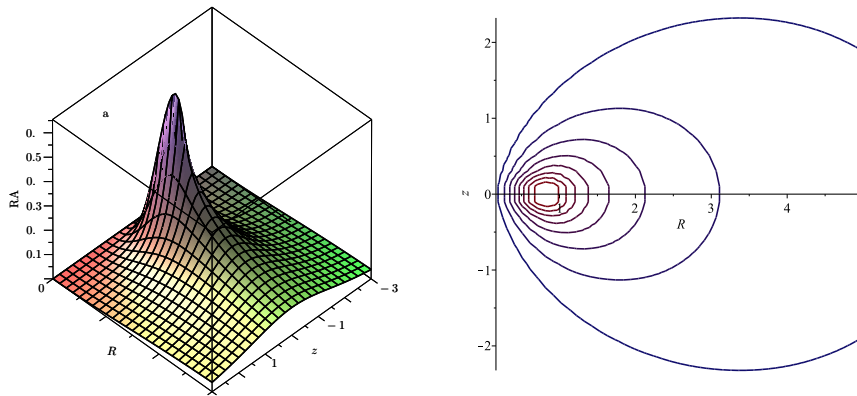


Figure 4: (a) Surface and (b) level curves of the functions RA as functions of R and z for $b_1 = 0.5$.