

Attacks on Fixed Apparatus Quantum Key Distribution Schemes

Michel Boyer,¹ Ran Gelles,² and Tal Mor³

¹*Département IRO, Université de Montréal (Québec), Canada*

²*Computer Science Department, University of California, Los Angeles, USA*

³*Computer Science Department, Technion, Haifa, Israel*

We consider quantum key distribution implementations in which the receiver’s apparatus is fixed and does not depend on *his* choice of basis at each qubit transmission. We show that, although theoretical quantum key distribution is proven secure, such implementations are totally insecure against a strong eavesdropper that has one-time (single) access to the receiver’s equipment. The attack we present here, the “fixed-apparatus attack” causes a potential risk to the usefulness of several recent implementations.

I. Introduction. Quantum key distribution (QKD) is probably the best known application of quantum cryptography, for it has already given rise to commercial implementations for securing communications. In most QKD protocols a sender (Alice), prepares non orthogonal quantum states to be measured by the receiver (Bob). The security of the transmission is in principle guaranteed by the fact that an eavesdropper cannot spy the state being sent without inducing errors and be detected. Such protocols comprise the BB84 protocol [1], the B92 protocol [2], a six-state protocol [3], etc.

Given a mathematical description of the BB84 protocol, its security can indeed be proven rigorously [4–9]. Its physical implementations may nevertheless be insecure; for instance if states are encoded as photon pulses, critical security problems emerge from pulses containing two photons [10].

It was generally taken for granted that if sources whose states are all ideal qubits in \mathcal{H}_2 could be guaranteed, so would be the security of BB84 implementations. Researchers then understood that this is not the case, the problem now is lying on the receiver’s side. Let \mathcal{H}_A be the Hilbert space corresponding to those states $|\varphi\rangle$ Alice sends to Bob according to their protocol. The eavesdropper (Eve) may send Bob states in a Hilbert space larger than \mathcal{H}_A and by doing so, alter the assumed behavior of his device. See the fake-state attack [11], the Trojan pony attack [12, 13], and the reversed-space attack [14, 15]. This problem is inherent when using photons, since even if Alice sends an ideal qubit, each pulse can potentially contain less than or more than a single photon and be shifted in time (space, frequency), hence her ideal space \mathcal{H}_2 is merely a subspace of a larger Hilbert space potentially exploitable by Eve.

II. The Fixed-Apparatus Attack.¹ Protocols (in particular BB84) require Bob to make random choices. In BB84 this choice is between measuring in the computation basis or in the Hadamard basis. This can also be described as randomly choosing a unitary transformation (either the identity or the Hadamard transformation) followed by a

fixed measurement in the computation basis. That random choice is Bob’s input to the protocol. In most automated QKD implementations, a random number generator or a pseudo random number generator is used by Bob for generating his random input. However, to guarantee a faster bit-rate in some implementations, those random choices are made by the measurement itself. Indeed, apparatus for which there is no (random) input from Bob have been proposed and implemented in the literature [17–27]. Such an apparatus, with no (random) input from Bob, is what we call a “fixed apparatus”; it simply gives outputs.

A simple behavior of Bob’s fixed-apparatus procedure can be described as follows. When Alice sends some state $|\varphi\rangle \in \mathcal{H}_A$, Bob adds an ancillary state $|0\rangle_{\text{anc}} \in \mathcal{H}_{\text{anc}}$ and performs a measurement, in the computation basis, of $U_B|\varphi\rangle_A|0\rangle_{\text{anc}}$, where $\mathcal{H}_B = \mathcal{H}_A \otimes \mathcal{H}_{\text{anc}}$ and $U_B : \mathcal{H}_B \rightarrow \mathcal{H}_B$ is a unitary. If Eve has secret access to \mathcal{H}_{anc} , nothing prevents her from generating a state in \mathcal{H}_B instead of sending a state in \mathcal{H}_A , and Bob may be unable to notice or prevent it due to the fact that his apparatus is fixed. Then, each state $|r\rangle \in \mathcal{H}_B$ measured by Bob can be “reversed in time” to yield a specific state $U_B^\dagger|r\rangle$ in $\mathcal{H}_A \otimes \mathcal{H}_{\text{anc}}$ that, if generated by Eve and given to Bob as input, results in Bob measuring exactly the state $|r\rangle$. Hence, once Eve controls \mathcal{H}_{anc} and \mathcal{H}_A , she has full control on Bob’s measured states.

This type of an attack is a special case of the reversed-space attack [14, 15], in which Eve performs her attack on a larger space, obtained by using the time reversal symmetry of quantum theory [28, 29]. Note that Eve only sends information into Bob’s lab but is not getting information out of it, thus it is also a special type of a Trojan Pony attack [12, 13].

In a more realistic case which is particularly relevant when the quantum carriers are photons, the space \mathcal{H}_A spanned by Alice’s states is a subspace of a larger space $\widetilde{\mathcal{H}}_A$, which also contains basis states corresponding to a vacuum pulse (0 photons) or pulses with two or more photons, or pulses sent shifted in time, etc. Similarly, we can consider a photonic space $\widetilde{\mathcal{H}}_{\text{anc}}$ that includes the ancillary space added by Bob. The choice of the two enclosing spaces $\widetilde{\mathcal{H}}_A$ and $\widetilde{\mathcal{H}}_{\text{anc}}$ is somewhat arbitrary (namely Eve has a lot of freedom in defining them), as long as they

¹ A preliminary version of this work appeared in [16].

are large enough so that $\widetilde{\mathcal{H}}_A \otimes \widetilde{\mathcal{H}}_{\text{anc}}$ contains $\mathcal{U}_B^\dagger|r\rangle$ for any state $|r\rangle$ measured by Bob.

Such “inclusions” of spaces within larger spaces need merely be *unitary embeddings (isometries)* i.e. linear maps preserving inner products; thus, we assume the “inclusion” $\mathcal{I}_A : \mathcal{H}_A \rightarrow \widetilde{\mathcal{H}}_A$ is an isometry. Also $\mathcal{I}_{\text{anc}} : \widetilde{\mathcal{H}}_A \rightarrow \widetilde{\mathcal{H}}_A \otimes \widetilde{\mathcal{H}}_{\text{anc}}$ defined by $\mathcal{I}_{\text{anc}}|\varphi\rangle = |\varphi\rangle|0\rangle_{\text{anc}}$ and corresponding to attaching an ancilla is a unitary embedding: it is linear and preserves inner products. When $\mathcal{I} : \mathcal{H}_1 \rightarrow \mathcal{H}_2$ is a unitary embedding, the subspace $\mathcal{I}(\mathcal{H}_1)$ of \mathcal{H}_2 spanned by all $\mathcal{I}|\varphi\rangle$ for $|\varphi\rangle$ in \mathcal{H}_1 is such that $\mathcal{I}\mathcal{I}^\dagger|\psi\rangle = |\psi\rangle$ for all states $|\psi\rangle$ in $\mathcal{I}(\mathcal{H}_1)$.

Let us summarize the process (see Table I): Alice sends states from $|\varphi\rangle \in \mathcal{H}_A$ to Bob, who obtains $\mathcal{I}|\varphi\rangle$ where $\mathcal{I} : \mathcal{H}_A \rightarrow \widetilde{\mathcal{H}}_A \otimes \widetilde{\mathcal{H}}_{\text{anc}}$ is the embedding defined by $\mathcal{I}|\varphi\rangle = \mathcal{I}_{\text{anc}}\mathcal{I}_A|\varphi\rangle$. Bob processes $\mathcal{I}|\varphi\rangle$ using a unitary map $\mathcal{U}_B : \widetilde{\mathcal{H}}_A \otimes \widetilde{\mathcal{H}}_{\text{anc}} \rightarrow \widetilde{\mathcal{H}}_A \otimes \widetilde{\mathcal{H}}_{\text{anc}}$, and then he performs a complete measurement of a space $\mathcal{H}_B \subseteq \widetilde{\mathcal{H}}_A \otimes \widetilde{\mathcal{H}}_{\text{anc}}$ in a publicly known basis \mathcal{B} . Quite often, for simplicity, we only care about the operation of \mathcal{U}_B on a subspace \mathcal{H} of $\widetilde{\mathcal{H}}_A \otimes \widetilde{\mathcal{H}}_{\text{anc}}$ such that $\mathcal{I}(\mathcal{H}_A) \subseteq \mathcal{H}$ (\mathcal{H}_A is embedded in \mathcal{H}) and $\mathcal{H}_B^R \equiv \mathcal{U}^\dagger(\mathcal{H}_B) \subseteq \mathcal{H}$ (all “reversed states” from \mathcal{H}_B are in \mathcal{H}).

Space	Meaning
\mathcal{H}_A	The span of Alice’s States
\mathcal{H}_B	The space <i>measured</i> by Bob
$\widetilde{\mathcal{H}}_A$	*A “realistic” space that includes \mathcal{H}_A
$\widetilde{\mathcal{H}}_{\text{anc}}$	*An ancillary space added by Bob
\mathcal{H}	The space on which Bob’s transformation is relevant
\mathcal{H}_B^R	The “reversal” of Bob’s measured space

* There is a degree of freedom in choosing \mathcal{H} and $\widetilde{\mathcal{H}}_A$ and $\widetilde{\mathcal{H}}_{\text{anc}}$ under the constraint that \mathcal{H}_A is embedded in \mathcal{H} and $\mathcal{H}_B^R \subseteq \mathcal{H} \subseteq \widetilde{\mathcal{H}}_A \otimes \widetilde{\mathcal{H}}_{\text{anc}}$.

TABLE I. The Various Relevant Spaces

If Eve knows about $\widetilde{\mathcal{H}}_A$ (which is always prone to her attack) and can access $\widetilde{\mathcal{H}}_{\text{anc}}$ then nothing prevents her from generating any state of her choice in $\widetilde{\mathcal{H}}_A \otimes \widetilde{\mathcal{H}}_{\text{anc}}$ instead of sending a state in \mathcal{H}_A . This leads to our attack.

Theorem 1 (fixed-apparatus attack) *If for all basis states $|r\rangle$ of a given basis \mathcal{B} of \mathcal{H}_B , Eve can produce a state $|r\rangle^R \in \mathcal{H}_B^R \equiv \mathcal{U}_B^\dagger(\mathcal{H}_B)$ such that Bob processes and measures $\mathcal{U}_B|r\rangle^R = |r\rangle$, then she can get full information of Bob’s measured outcomes without changing their statistics.*

Proof. Note that Eve knows the operation of \mathcal{U}_B (due to knowing Bob’s setup). Eve captures the incoming state $|\varphi\rangle$ and applies the same measurement as Bob on $\mathcal{U}_B\mathcal{I}|\varphi\rangle$, getting $|r\rangle \in \mathcal{B}$. She then sends Bob the state $|r\rangle^R$. Bob applies \mathcal{U}_B to $|r\rangle^R$ which produces the state $|r\rangle$ on which Bob’s complete measurement in the basis \mathcal{B} yields $|r\rangle$, the same value obtained by Eve. \square

Note that even though Eve’s measurement outcome is not always identical to what Alice sent, Eve’s information is always identical to Bob’s, and whenever Alice and Bob have a matching basis, all of them hold the same bit value.

Application: an attack on a polarization-based scheme. Polarization-based QKD is realized by many experiments (e.g. [30–33] and references therein), some of which [18–23] suffer from the above weakness. Specifically, we now analyze an implementation of a polarization-based BB84, based on polarization beamsplitters (PBS). Each qubit sent by Alice either has a horizontal/vertical polarization (the + basis), or a diagonal polarization, i.e., $\pm 45^\circ$ (the \times basis). In the standard implementation Bob randomly chooses whether to measure each arriving qubit using the + basis setup, or the rotated setup. The measurement itself is implemented using two PBSs: one separates horizontal polarization from a vertical one and the other separates $+45^\circ$ from -45° (say, via a polarization rotator that rotates the photon’s polarization by 45°).

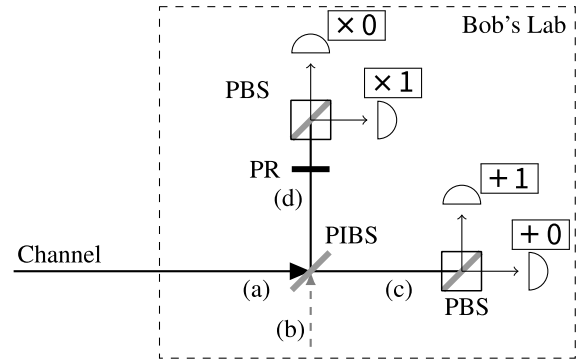


FIG. 1. A fixed apparatus for polarization-based BB84. PIBS=polarization independent beam splitter, PBS=polarization beam splitter, PR=polarization rotator.

In a *fixed-apparatus* implementation, Bob’s apparatus (outlined in Fig. 1) is such that both PBSs are connected to the channel via a standard (polarization independent) beamsplitter (PIBS), with one blocked input arm [18–23]. In this case, Alice’s qubit $|\varphi\rangle \in \mathcal{H}_A = \mathcal{H}_2$ is sent over the channel (arm *a*) while a vacuum ancilla is implicitly added by the blocked arm of the PIBS (arm *b*). The embedding of \mathcal{H}_A into the (a–b) inputs system of the PIBS is given by $\mathcal{I}|\varphi\rangle = |\varphi\rangle_a|V\rangle_b$, where $|V\rangle$ denotes an empty (vacuum) pulse.

We arbitrarily choose a specific embedding into 9-dimensional space, $\mathcal{I} : \mathcal{H}_A \rightarrow \widetilde{\mathcal{H}}_A \otimes \widetilde{\mathcal{H}}_{\text{anc}}$, and we shall soon see that it is the minimal possible embedding containing \mathcal{H}_B : $\widetilde{\mathcal{H}}_A$ is spanned by $\{|V\rangle_a, |\leftrightarrow\rangle_a, |\uparrow\rangle_a\}$ corresponding to a vacuum state, horizontal and vertical polarization, respectively. Similarly $\widetilde{\mathcal{H}}_{\text{anc}}$ is the span of the basis states $\{|V\rangle_b, |\leftrightarrow\rangle_b, |\uparrow\rangle_b\}$.

Bob’s transformation \mathcal{U}_B in this simple example is

merely the PIBS, transferring the (a–b) input system into the (c–d) output system, along with the PR, and is well defined on $\mathcal{H}_A \otimes \mathcal{H}_{\text{anc}}$. We only need to care about pulses with at most a single photon, thus (for $|\varphi\rangle$ a polarization qubit) we can let $\widetilde{\mathcal{H}} = \{|\varphi\rangle_a|V\rangle_b, |V\rangle_a|\varphi\rangle_b, |V\rangle_a|V\rangle_b\}$, a five dimensional subspace of the 9-dimensional space $\widetilde{\mathcal{H}}_A \otimes \widetilde{\mathcal{H}}_{\text{anc}}$. The transformation for states in $\widetilde{\mathcal{H}}$ is given by

$$\begin{aligned} \mathcal{U}_B|\varphi\rangle_a|V\rangle_b &= \frac{1}{\sqrt{2}} \left[|\varphi\rangle_c|V\rangle_d + i|V\rangle_c\text{PR}|\varphi\rangle_d \right] \\ \mathcal{U}_B|V\rangle_a|\varphi\rangle_b &= \frac{1}{\sqrt{2}} \left[i|\varphi\rangle_c|V\rangle_d + |V\rangle_c\text{PR}|\varphi\rangle_d \right] \end{aligned} \quad (1)$$

as well as $\mathcal{U}_B|V\rangle_a|V\rangle_b = |V\rangle_c|V\rangle_d$. We could furthermore remove the $|V\rangle_a|V\rangle_b$ state from $\widetilde{\mathcal{H}}$ with no influence on the result. The polarization rotation is given by $\text{PR}|\nearrow\rangle = |\leftrightarrow\rangle$ and $\text{PR}|\searrow\rangle = e^{i\theta}|\downarrow\rangle$.

Bob’s space \mathcal{H}_B is the four-dimensional space defined by the four orthogonal states measured by the four detectors. Using our knowledge of \mathcal{U}_B , we can “reverse” each one of the four basis states $|r\rangle \in \mathcal{H}_B$ measured by Bob, and obtain $|r\rangle^R \in \widetilde{\mathcal{H}}$. Bob’s reversed space \mathcal{H}_B^R is the space spanned by the four states $|r\rangle^R$ presented in Table II. See Section A in the Supplemental Material for full details.

m	$ r\rangle$	$ r\rangle^R = \mathcal{U}_B^\dagger r\rangle$
(+, 0)	$ \leftrightarrow\rangle_c V\rangle_d$	$(\leftrightarrow\rangle_a V\rangle_b - i V\rangle_a \leftrightarrow\rangle_b)/\sqrt{2}$
(+, 1)	$ \downarrow\rangle_c V\rangle_d$	$(\downarrow\rangle_a V\rangle_b - i V\rangle_a \downarrow\rangle_b)/\sqrt{2}$
(×, 0)	$ V\rangle_c \leftrightarrow\rangle_d$	$(-i \searrow\rangle_a V\rangle_b + V\rangle_a \searrow\rangle_b)/\sqrt{2}$
(×, 1)	$e^{i\theta} V\rangle_c \downarrow\rangle_d$	$(-i \searrow\rangle_a V\rangle_b + V\rangle_a \searrow\rangle_b)/\sqrt{2}$

TABLE II. Bob’s measured states and their reversal

In order to have full control on Bob’s space \mathcal{H}_B , all Eve has to do is to access arm b of the beamsplitter (that is supposed to be blocked). By generating $|r\rangle^R$ not only does Eve choose which arm the photon goes to (arm c or arm d) but also which detector clicks.

The above attack can be generalized to any QKD or quantum cryptography setting in which a beamsplitter is used for replacing Bob’s true choice of basis. Note that in the above example, we could have chosen $\widetilde{\mathcal{H}} = \mathcal{H}_B^R = \mathcal{H}_B$. This is not true in general.

III. The Fixed-Apparatus Attack on a non-trivial reversed space. In a more general case, for instance when using Mach-Zehnder interferometer as we show below, the operation applied by Bob (after the embeddings) is not described by a unitary operator on $\widetilde{\mathcal{H}}_A \otimes \widetilde{\mathcal{H}}_{\text{anc}}$. Bob’s apparatus however always acts linearly on input states and preserves inner products: it thus gives rise to an isometry (unitary embedding). In such cases, an extension of Theorem I is needed.

Let us denote \mathcal{I}_B this embedding replacing \mathcal{U}_B ; it is defined on some space $\widetilde{\mathcal{H}} \subseteq \widetilde{\mathcal{H}}_A \otimes \widetilde{\mathcal{H}}_{\text{anc}}$, and it can be de-

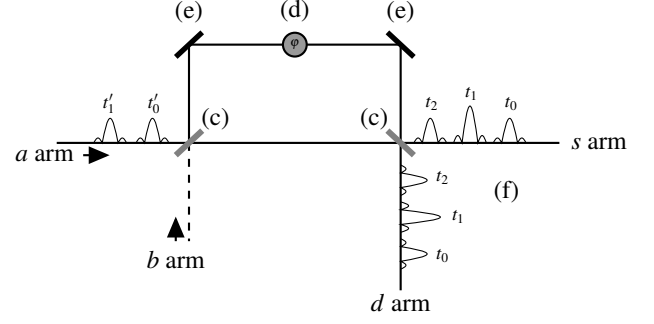


FIG. 2. A Mach-Zehnder interferometer. An input qubit enters from the a arm while a vacuum ancilla is added by arm b . (c) beamsplitters; (d) phase shifter P_φ ; (e) mirrors; (f) six output modes.

duced from Bob’s setup. Because \mathcal{I}_B is fully defined by Bob’s apparatus (similarly to \mathcal{U}_B in the earlier section), it is known to Eve. We (and Eve) choose $\widetilde{\mathcal{H}}$ to “contain” \mathcal{H}_A , to “contain” relevant vacuum ancillas that Bob adds, to be minimal, and yet to be such that $\mathcal{H}_B \subseteq \mathcal{I}_B(\widetilde{\mathcal{H}})$ which implies that for each state $|r\rangle$ measured by Bob, there is unique state $|r\rangle^R$ in $\widetilde{\mathcal{H}}$ (namely $|r\rangle^R = \mathcal{I}_B^\dagger|r\rangle$) such that $\mathcal{I}_B(|r\rangle^R) = |r\rangle$. As before, the span of all states $|r\rangle$ is \mathcal{H}_B . The span of all states $|r\rangle^R$ is now $\mathcal{H}_B^R = \mathcal{I}_B^\dagger(\mathcal{H}_B)$.

Theorem 2 (generalized fixed-apparatus attack) *If for all basis states $|r\rangle$ of a given basis \mathcal{B} of \mathcal{H}_B , Eve can produce a state $|r\rangle^R \in \mathcal{H}_B^R \subseteq \widetilde{\mathcal{H}}$ defined above, such that Bob processes and measures $\mathcal{I}_B|r\rangle^R = |r\rangle$, then she can get full information of Bob’s measured outcomes without changing their statistics.*

Proof. Eve captures the incoming state $|\varphi\rangle$ and applies the same measurement as Bob on $\mathcal{I}_B\mathcal{I}|\varphi\rangle$, getting some $|r\rangle$ in \mathcal{B} . She then sends Bob $|r\rangle^R$. Bob applies \mathcal{I}_B to it which produces the state $|r\rangle$, i.e. Bob’s complete measurement will yield $|r\rangle$, the same value obtained by Eve. \square

Application: an attack on Interferometric-based scheme. Our second interesting example for a fixed-apparatus setting which suffers from the fixed-apparatus attack is *interferometric QKD*, realized via a Mach Zehnder interferometer (Fig. 2). The most common interferometric realization is for BB84 with x and y bases [34] (see also [33, 35–37]), in which Bob changes the phase φ of the phase-shifter according to the basis he wishes to measure (see, e.g., [15] for a detailed description of this setting).

However, motivated by the need to increase the key rate and other reasons², *fixed* implementations of BB84 with x

² Measuring the z basis might be required, for instance, in order to implement the 6-state QKD protocol [3], in which Alice sends a qubit using the x , y and z bases at random; or in order to perform “QKD with classical Bob” [38–40] in which one party is restricted to use only the (classical) z -basis, and either performs measurements in that basis or returns the qubits (unchanged) to the other party.

and z bases were suggested and implemented as well [24–27, 33]. At each transmission, Alice sends a single photon in a superposition of two time-modes $|t'_0\rangle \equiv |0\rangle$ and $|t'_1\rangle \equiv |1\rangle$. Bob fixes the phase shift φ to the x -basis and performs a complete measurement of the space. Later Alice reveals the basis she used. When the x basis is used Bob ignores clicks at time t_0 and t_2 as those measurements are inconclusive. Similarly, when the z basis is used, Bob ignores clicks at t_1 .

Now that the apparatus is fixed, the implementation suffers from our attack (Theorem 2). As in the case of polarization-based BB84, one of the interferometer's input arms is assumed to be blocked, and if this is not the case then the scheme is totally insecure:³ each one of the states Bob may detect can be “reversed in time” yielding a superposition of single-photon states (of four modes at the interferometer inputs) that Eve can generate.

While the action of the interferometer can be mathematically defined on a space including pulses with more than a single photon, we only care about states with at most one photon. In order to properly describe our setting, we consider 6 time-modes corresponding to times t'_{-2}, \dots, t'_3 where each “time mode” contains either a single photon or zero photons and denote $|t'_n\rangle_a$ the state with 1 photon at time t'_n and 0 at other times in arm a ; $|V\rangle_a$ denotes the state with 0 photon at all 6 times. The space $\widetilde{\mathcal{H}}_A$ is then taken to be the span of the states $|V\rangle_a, |t'_{-1}\rangle_a, \dots, |t'_2\rangle_a$. Similarly to what we saw in Section II, also here we let $\widetilde{\mathcal{H}}_{\text{anc}}$ contain more states than just the vacuum. It is spanned by the states $|V\rangle_b, |t'_{-1}\rangle_b, \dots, |t'_2\rangle_b$ of arm b . Since we only need to care about pulses with at most a single photon we define the space \mathcal{H} to be the span of the states $|V\rangle_{ab} = |V\rangle_a|V\rangle_b, |t'_n\rangle_a|V\rangle_b$ and $|V\rangle_a|t'_n\rangle_b$, for $-1 \leq n \leq 2$.

Due to space constraints, we use the following notations: $|a_n\rangle \equiv |t'_n\rangle_a|V\rangle_b$, $|b_n\rangle \equiv |V\rangle_a|t'_n\rangle_b$; similarly for the outputs at times t_n , we let $|s_n\rangle \equiv |t_n\rangle_s|V\rangle_d$ and $|d_n\rangle \equiv |V\rangle_s|t_n\rangle_d$. The action of the interferometer on $\widetilde{\mathcal{H}}$ can then be described by the following equations:

$$\begin{aligned} \mathcal{I}_B|a_n\rangle &= (|s_n\rangle - |s_{n+1}\rangle + i|d_n\rangle + i|d_{n+1}\rangle)/2 \\ \mathcal{I}_B|b_n\rangle &= i(|s_n\rangle + |s_{n+1}\rangle + i|d_n\rangle - i|d_{n+1}\rangle)/2, \end{aligned} \quad (2)$$

and $\mathcal{I}_B|V\rangle_{ab} = |V\rangle_{sd}$. While $\widetilde{\mathcal{H}}$ and $\mathcal{I}_B(\widetilde{\mathcal{H}})$ are of dimension 9, the output states $|V\rangle_{sd}, |s_{-1}\rangle, |s_0\rangle, |s_1\rangle, |s_2\rangle, |s_3\rangle, |d_{-1}\rangle, |d_0\rangle, |d_1\rangle, |d_2\rangle, |d_3\rangle$ generate a space of dimension 11 (with some non zero occupancy numbers at time t_3 whereas all occupancy numbers for $|a_n\rangle$ and $|b_n\rangle$ at times t'_{-2} and t'_3 are 0). Recall that Bob measures the six basis states $|s_0\rangle, |s_1\rangle, |s_2\rangle, |d_0\rangle, |d_1\rangle, |d_2\rangle$ depicted in Fig. 1. Using Eq. (7) it is easy to check that for each state $|r\rangle$ of Table III, the equality $\mathcal{I}_B|r\rangle^R = |r\rangle$ holds. Bob's reversed space \mathcal{H}_B^R is

the span of those states $|r\rangle^R$. If Eve is capable of generating and sending the states $|r\rangle^R$ she fully breaks the protocol (Theorem 2). For full details on how Table III is derived, see Section B in the Supplemental Material.

m	$ r\rangle$	$ r\rangle^R$
$(z, 0)$	$ s_0\rangle$	$(a_0\rangle - a_{-1}\rangle - i b_0\rangle - i b_{-1}\rangle)/2$
$(z, 0)$	$i d_0\rangle$	$(a_0\rangle + a_{-1}\rangle - i b_0\rangle + i b_{-1}\rangle)/2$
$(x, 1)$	$ s_1\rangle$	$(a_1\rangle - a_0\rangle - i b_1\rangle - i b_0\rangle)/2$
$(x, 0)$	$i d_1\rangle$	$(a_1\rangle + a_0\rangle - i b_1\rangle + i b_0\rangle)/2$
$(z, 1)$	$ s_2\rangle$	$(a_2\rangle - a_1\rangle - i b_2\rangle - i b_1\rangle)/2$
$(z, 1)$	$i d_2\rangle$	$(a_2\rangle + a_1\rangle - i b_2\rangle + i b_1\rangle)/2$

TABLE III. Bob's measured states and their reversal.

IV. The Fixed-Apparatus Attack when Bob combines several outcomes. Table III contains an additional column for m . When Bob measures either $|s_0\rangle$ or $|d_0\rangle$ (for implementing BB84), he draws the same conclusion: “basis z ” and “bit 0”. If after getting any of those two measurements Eve sends Bob the state $|\psi_{z,0}\rangle = \frac{1}{\sqrt{2}}[|a_0\rangle - i|b_0\rangle]$, then $\mathcal{I}_B|\psi_{z,0}\rangle = \frac{1}{\sqrt{2}}[|s_0\rangle + i|d_0\rangle]$ so Bob still measures $|s_0\rangle$ or $|d_0\rangle$ with equal probability and gets the same result $(z, 0)$. Similarly, if Eve sends Bob the state $|\psi_{z,1}\rangle = \frac{1}{\sqrt{2}}[|a_1\rangle + i|b_1\rangle]$ when she measures either $|s_2\rangle$ or $|d_2\rangle$, Bob measures $|s_2\rangle$ or $|d_2\rangle$ with equal probability and concludes the same result $(z, 1)$.

The attack of this section is simpler and more practical compared to the attack based on the 6 states $|r\rangle^R$ of Table III as now all pulses sent by Eve are at times t'_0 and t'_1 , exactly the times used by Alice. Note that if Alice and Bob modify their protocol and add detectors also on time slots t'_{-1} and t'_{-2} (or add shutters on the input arm a) and verify statistics, this will help them to prevent Eve's attack of Section III, yet not that of Section IV.

If M is the set of outputs m , and $\mu: \mathcal{B} \rightarrow M$ is the function that associates to each basis state the corresponding m in M , a general statement can be stated as follows:

Theorem 3 *If for all $m \in M$ Eve can produce a state $|m\rangle^R \in \widetilde{\mathcal{H}}$ such that the state $\mathcal{I}_B|m\rangle^R$ is in the span of $\{|r\rangle \in \mathcal{B} \mid \mu(r) = m\}$, then she can get full information of Bob's measured outcomes without changing their statistics.*

This theorem assumes Bob checks only the outputs in M ; the statistics of individual basis measurements in the basis \mathcal{B} , in general, may not be preserved.

Note that a similar (and even simpler) extension applies to the simple case of Theorem 1, in which Bob's setting is a unitary operator (\mathcal{U}_B) rather than an isometry.

V. Conclusions. Theorems 1–3 apply to several QKD experiments in which a fixed-apparatus is used by Bob, such as [18–27]. We stress that we don't claim these implementations to be insecure. Rather, we point out weak-points of such realizations. Namely, they are insecure only against a very strong eavesdropper. A similar attack

³ It was shown that such a scheme might not be fully secure even when the second input arm is blocked [15].

is potentially possible whenever the space Bob measures for the z-basis is orthogonal to the space he measures for the x-basis (which is always the case in fixed-apparatus schemes).

The attacks we present require Eve to have one-time access to Bob's device, e.g., to drill a small hole in Bob's device, right where the other input of the beamsplitter (assumed to be blocked) is located; or to wire the other arm into the channel, using some time-multiplexing. If Eve is some technician or service person that has one time access to Bob's lab, or if Alice and Bob purchase their devices from Eve⁴, the device may be compromised.

Acknowledgements. RG is grateful to Technion, Israel for hosting him while part of this work was done. The work of TM was supported in part by the Wolfson Foundation, by the Israeli MOD Research and Technology Unit, by FQRNT through INTRIQ, and by NSERC. The work of MB was supported in part by FQRNT through INTRIQ, and by NSERC.

-
- [1] C. H. Bennett and G. Brassard, Proceedings of IEEE International Conference on Computers, Systems and Signal Processing , 175 (1984).
- [2] C. H. Bennett, *Physical Review Letters* **68**, 3121 (1992).
- [3] D. Bruß, *Physical Review Letters* **81**, 3018 (1998).
- [4] H.-K. Lo and H. F. Chau, *Science* **283**, 2050 (1999).
- [5] P. W. Shor and J. Preskill, *Physical Review Letters* **85**, 441 (2000).
- [6] D. Mayers, *J. ACM* **48**, 351 (2001).
- [7] E. Biham, M. Boyer, P. O. Boykin, T. Mor, and V. P. Roychowdhury, *J. Cryptology* **19**, 381 (2006).
- [8] M. Ben-Or, M. Horodecki, D. Leung, D. Mayers, and J. Oppenheim, in *Theory of Cryptography*, Lecture Notes in Computer Science, Vol. 3378, edited by J. Kilian (Springer Berlin Heidelberg, 2005) pp. 386–406.
- [9] R. Renner and R. König, in *Theory of Cryptography*, Lecture Notes in Computer Science, Vol. 3378, edited by J. Kilian (Springer Berlin Heidelberg, 2005) pp. 407–425.
- [10] G. Brassard, N. Lütkenhaus, T. Mor, and B. C. Sanders, *Physical Review Letters* **85**, 1330 (2000).
- [11] V. Makarov and D. R. Hjelle, *Journal of Modern Optics* **52**, 691 (2005).
- [12] D. Gottesman, H.-K. Lo, N. Lütkenhaus, and J. Preskill, *Quantum Information & Computation* **5**, 325 (2004).
- [13] W.-Y. Hwang, I. Lim, and J. Park, *Journal of the Korean Physical Society* **52**, 1726 (2008).
- [14] R. Gelles and T. Mor, “Quantum-Space Attacks,” (2007), arXiv:0711.3019.
- [15] R. Gelles and T. Mor, in *TPNC '12: Proceedings of the 1st International Conference on Theory and Practice of Natural Computing*, LNCS, Vol. 7505 (2012) full version at arXiv:1110.6573.
- [16] M. Boyer, R. Gelles, and T. Mor, in *TPNC '12: Proceedings of the 1st International Conference on Theory and Practice of Natural Computing*, LNCS, Vol. 7505 (2012).
- [17] H. Zbinden, H. Bechmann-Pasquinucci, N. Gisin, and G. Ribordy, *Applied Physics B: Lasers and Optics* **67**, 743 (1998).
- [18] W. T. Buttler, R. J. Hughes, P. G. Kwiat, S. K. Lamoreaux, G. G. Luther, G. L. Morgan, J. E. Nordholt, C. G. Peterson, and C. M. Simmons, *Phys. Rev. Lett.* **81**, 3283 (1998).
- [19] R. Hughes, J. Nordholt, G. Morgan, and C. Peterson, in *Quantum Electronics and Laser Science Conference, 2002. QELS '02. Technical Digest. Summaries of Papers Presented at the* (2002) p. 266.
- [20] R. J. Hughes, J. E. Nordholt, D. Derkacs, and C. G. Peterson, *New Journal of Physics* **4**, 43 (2002).
- [21] J. Rarity, P. Tapster, P. Gorman, and P. Knight, *New Journal of Physics* **4**, 82 (2002).
- [22] C. Kurtsiefer, P. Zarda, M. Halder, H. Weinfurter, P. M. Gorman, P. R. Tapster, and J. G. Rarity, *Nature* **419** (2002), 10.1038/419450a.
- [23] R. Alléaume, F. Treussart, G. Messin, Y. Dumeige, J.-F. Roch, A. Beveratos, R. Brouri-Tualle, J.-P. Poizat, and P. Grangier, *New Journal of Physics* **6**, 92 (2004).
- [24] Z. D. Walton, A. F. Abouraddy, A. V. Sergienko, B. E. A. Saleh, and M. C. Teich, *Phys. Rev. Lett.* **91**, 087901 (2003).
- [25] Y. Nambu, T. Hatanaka, and K. Nakamura, “Planar light-wave circuits for quantum cryptographic systems,” (2003), arXiv:quant-ph/0307074.
- [26] Y. Nambu, T. Hatanaka, and K. Nakamura, *Japanese Journal of Applied Physics* **43**, L1109 (2004).
- [27] G. Jaeger and A. Sergienko, *AIP Conference Proceedings* **810**, 161 (2006).
- [28] Y. Aharonov, P. G. Bergmann, and J. L. Lebowitz, *Phys. Rev.* **134**, B1410 (1964).
- [29] Y. Aharonov and L. Vaidman, *Phys. Rev. A* **41**, 11 (1990).
- [30] A. Muller, J. Breguet, and N. Gisin, *EPL (Europhysics Letters)* **23**, 383 (1993).
- [31] A. Muller, H. Zbinden, and N. Gisin, *EPL (Europhysics Letters)* **33**, 335 (1996).
- [32] H. Zbinden, in *Introduction to Quantum Computation and Information*, edited by H. Lo, T. Spiller, and S. Popescu (World Scientific, 1998) pp. 120–142.
- [33] N. Gisin, G. Ribordy, W. Tittel, and H. Zbinden, *Reviews of Modern Physics* **74**, 145 (2002).
- [34] P. D. Townsend, *Electronics Letters* **30**, 809 (1994).
- [35] R. J. Hughes, G. L. Morgan, and C. G. Peterson, *Journal of Modern Optics* **47**, 533 (2000).
- [36] C. Elliott, D. Pearson, and G. Troxel, in *SIGCOMM '03: Proceedings of the 2003 conference on Applications, technologies, architectures, and protocols for computer communications* (2003) pp. 227–238.
- [37] M. Dusek, N. Lütkenhaus, and M. Hendrych, in *Progress in Optics*, Vol. 49, edited by E. Wolf (Elsevier, 2006) pp. 381–454.
- [38] M. Boyer, D. Kenigsberg, and T. Mor, *Physical Review Letters* **99**, 140501 (2007).
- [39] M. Boyer, R. Gelles, D. Kenigsberg, and T. Mor, *Phys. Rev. A* **79**, 032341 (2009).
- [40] X. Zou, D. Qiu, L. Li, L. Wu, and L. Li, *Phys. Rev. A* **79**, 052312 (2009).

⁴ Of course, if Eve *builds* the device she has a lot of power and can potentially perform much stronger attacks.

SUPPLEMENTAL MATERIAL

A. ATTACKS ON FIXED-APPARATUS POLARIZATION-BASED BB84

In this section we demonstrate the power of the reversed attack on a fixed apparatus by devising an attack on a very simple (yet common) setup of the BB84 scheme, based on polarized photons. We begin by describing the setup and the protocol over the setup and then move on to describing Eve's attack.

1. Polarized photons and Fock notations

In polarization-based BB84, each qubit is implemented via a single photon which either has a horizontal/vertical polarization (the $+$ basis with basis states $|\leftrightarrow\rangle$ and $|\updownarrow\rangle$), or a diagonal polarization, i.e., $\pm 45^\circ$ (the \times basis, with basis states $|\nearrow\rangle$ and $|\searrow\rangle$).

With the Fock state notations (which we denote using a ket with an 'F' superscript), a polarized photon is described using two modes corresponding to orthogonal polarization states, where the first mode corresponds to horizontal polarization and the second mode to vertical one. Hence, $|\leftrightarrow\rangle \equiv |10\rangle^F$ (one horizontally polarized photon, zero vertically polarized photon), and $|\updownarrow\rangle \equiv |01\rangle^F$. An arbitrary polarization state $|\varphi\rangle$ of a single photon is written using the computation basis as $|\varphi\rangle = \alpha|\leftrightarrow\rangle + \beta|\updownarrow\rangle$ or using Fock notations as $|\varphi\rangle^F = \alpha|10\rangle^F + \beta|01\rangle^F$. In addition to the case of a pulse with a single photon described above, we use $|V\rangle \equiv |00\rangle^F$ to denote a pulse with zero photons (a vacuum state).

While it is important to keep the Fock notations in mind, they become a bit cumbersome. We can actually do well without them in this section because the physical situation we deal with is relatively simple. In the following we use both notations interchangeably to describe Bob's apparatus, however we will use the standard notations for describing the relevant spaces and our fixed-apparatus attack on this setting.

2. Bob's setup

Bob's setup contains beam splitters of two types, polarization rotators, and detectors. See Fig. 1. We now derive the transformation \mathcal{U}_B induced by his equipment.

The matrix describing the unitary transformation applied by a 50%/50% beam splitter (BS) is

$$\text{BS} = \frac{1}{\sqrt{2}} \begin{bmatrix} 1 & i \\ i & 1 \end{bmatrix} \quad (3)$$

meaning that a transmitted particle gets no phase and a reflected particle gets the phase i . This implies the following

transformation for a single particle:

$$\begin{aligned} |1\rangle_a^F |0\rangle_b^F &\mapsto \frac{1}{\sqrt{2}} \left[|1\rangle_c^F |0\rangle_d^F + i|0\rangle_c^F |1\rangle_d^F \right] \\ |0\rangle_a^F |1\rangle_b^F &\mapsto \frac{1}{\sqrt{2}} \left[i|1\rangle_c^F |0\rangle_d^F + |0\rangle_c^F |1\rangle_d^F \right] \end{aligned}$$

where a and b are the modes entering the beamsplitter and c and d are the output modes (see, e.g., the PIBS in Fig. 1).

Next, we extend the discussion to also deal with the polarization of the single particle. A BS that does not change polarization (a polarization-independent BS — PIBS) applies the transformation of Eq. (3) to either horizontally polarized photon or vertically polarized photon, hence to any polarization state $|\varphi\rangle$. With Fock-state notations the PIBS acts as follows on a single photon having a known polarization state:

$$\begin{aligned} \text{PIBS}|\varphi\rangle_a^F |00\rangle_b^F &= \frac{1}{\sqrt{2}} \left[|\varphi\rangle_c^F |00\rangle_d^F + i|00\rangle_c^F |\varphi\rangle_d^F \right] \\ \text{PIBS}|00\rangle_a^F |\varphi\rangle_b^F &= \frac{1}{\sqrt{2}} \left[i|\varphi\rangle_c^F |00\rangle_d^F + |00\rangle_c^F |\varphi\rangle_d^F \right], \end{aligned}$$

and with standard qudit notation this is written as

$$\begin{aligned} \text{PIBS}|\varphi\rangle_a |V\rangle_b &= \frac{1}{\sqrt{2}} \left[|\varphi\rangle_c |V\rangle_d + i|V\rangle_c |\varphi\rangle_d \right] \\ \text{PIBS}|V\rangle_a |\varphi\rangle_b &= \frac{1}{\sqrt{2}} \left[i|\varphi\rangle_c |V\rangle_d + |V\rangle_c |\varphi\rangle_d \right]. \end{aligned}$$

Bob adds a polarization rotator PR on the d arm, whose operation on the vacuum is the identity $\text{PR}|V\rangle = |V\rangle$, and on diagonally polarized states is

$$\text{PR}|\nearrow\rangle = |\leftrightarrow\rangle \quad ; \quad \text{PR}|\searrow\rangle = e^{i\theta} |\updownarrow\rangle.$$

The phase θ is arbitrary and may be unknown to all parties since it results in a global phase when Bob measures.

Therefore, Bob's transformation \mathcal{U}_B from the input arms to just before the measuring apparatus satisfies

$$\begin{aligned} \mathcal{U}_B|\varphi\rangle_a |V\rangle_b &= \frac{1}{\sqrt{2}} \left[|\varphi\rangle_c |V\rangle_d + i|V\rangle_c \text{PR}|\varphi\rangle_d \right] \\ \mathcal{U}_B|V\rangle_a |\varphi\rangle_b &= \frac{1}{\sqrt{2}} \left[i|\varphi\rangle_c |V\rangle_d + |V\rangle_c \text{PR}|\varphi\rangle_d \right]. \end{aligned} \quad (4)$$

Finally, the state reaches Bob's measuring apparatus which contains a polarization beam splitter (PBS) and a detector on each arm (for each of the two bases). A PBS is such that a $|\leftrightarrow\rangle$ (horizontally polarized) photon goes through towards one detector, and a $|\updownarrow\rangle$ (vertically polarized) photon is reflected towards the other detector. As before, the transmitted photon gets no phase while the reflected photon gets an additional phase i .

For simplicity we assume that Bob's detectors can distinguish zero photons, from one photon, and from more than one, namely these detectors are perfect counters. As a result, the protocol works fine when one and only one of Bob's detectors finds exactly one photon.

3. The embedding of \mathcal{H}_A and the relevant spaces

The embedding of \mathcal{H}_A into the (a–b) system is given by $\mathcal{I}|\varphi\rangle = |\varphi\rangle_a^F|00\rangle_b^F$, or without fock-state notations, $\mathcal{I}|\varphi\rangle = |\varphi\rangle_a|V\rangle_b$. Alice’s states are actually embedded into larger spaces, but our aim here is to focus on the minimal space required for proving the insecurity of the protocol. Let us specify a relevant embedding space, the two polarization modes of arm a limited to up to a single photon, which span a space of dimension 3 which we denote $\widetilde{\mathcal{H}}_A$, and the additional two ancilla modes in Bob’s other input b limited to up to a single photon, denoted $\widetilde{\mathcal{H}}_{\text{anc}}$. The entire relevant embedding space is thus the 9 dimensional space $\widetilde{\mathcal{H}}_A \otimes \widetilde{\mathcal{H}}_{\text{anc}}$.

If we try to choose $\widetilde{\mathcal{H}}_A$ or $\widetilde{\mathcal{H}}_{\text{anc}}$ that contain less states, then \mathcal{H}_B will be outside the space resulting from the application of Bob’s setup onto Alice’s states. This is more easily seen by the “reversed-space” analysis: if we begin with a photon in one of Bob’s detector and ‘reverse’ the direction the photon travels (i.e., assume it goes from the detector and to the channel), it is possible that the photon will go to arm b leaving a vacuum state in arm a . However, $|V\rangle_a \notin \mathcal{H}_A$ and we must choose $\widetilde{\mathcal{H}}_A$ to include also a vacuum state. By checking the reversed transformation on the four outcome states, we see that $\widetilde{\mathcal{H}}_{\text{anc}}$ must also contain three states, the vacuum and the two single-photon polarization states.

We only need to care about pulses with at most a single photon, thus we can let $\widetilde{\mathcal{H}}$ be the span of $\{|\varphi\rangle_a|V\rangle_b, |V\rangle_a|\varphi\rangle_b, |V\rangle_a|V\rangle_b\}$ for $|\varphi\rangle \in \{|\leftrightarrow\rangle_a, |\updownarrow\rangle_a\}$. Thus, $\widetilde{\mathcal{H}}$ is a five dimensional subspace of the 9-dimensional space $\widetilde{\mathcal{H}}_A \otimes \widetilde{\mathcal{H}}_{\text{anc}}$. Note that Bob’s transformation \mathcal{U}_B is well defined on $\widetilde{\mathcal{H}}$ using Eq. (4), along with $\mathcal{U}_B|V\rangle_a|V\rangle_b = |V\rangle_c|V\rangle_d$.

4. Bob’s reversed space and Eve’s attack

Recall that Bob’s measured space \mathcal{H}_B is defined to be the span of the 4 linear-independent states that cause his four detectors to click with certainty. Those are,

Detector clicking	State when arriving at PBS	State just after PIBS
$\boxed{+0}$	$ \leftrightarrow\rangle_c V\rangle_d$	$ \leftrightarrow\rangle_c V\rangle_d$
$\boxed{+1}$	$ \updownarrow\rangle_c V\rangle_d$	$ \updownarrow\rangle_c V\rangle_d$
$\boxed{\times 0}$	$ V\rangle_c \leftrightarrow\rangle_d$	$ V\rangle_c \varrho\rangle_d$
$\boxed{\times 1}$	$e^{i\theta} V\rangle_c \updownarrow\rangle_d$	$ V\rangle_c \varrho\rangle_d$

TABLE IV. Bob’s measured space \mathcal{H}_B

In order to get Bob’s reversed space, we need to apply the complex conjugate of the PIBS matrix to the four or-

thogonal states in the right-hand column (state just after PIBS) to get states in the input of the (a–b) system that are relevant for Eve’s attack:

Detector clicking	Input state forcing the click
$\boxed{+0}$	$\frac{1}{\sqrt{2}}[\leftrightarrow\rangle_a V\rangle_b - i V\rangle_a \leftrightarrow\rangle_b]$
$\boxed{+1}$	$\frac{1}{\sqrt{2}}[\updownarrow\rangle_a V\rangle_b - i V\rangle_a \updownarrow\rangle_b]$
$\boxed{\times 0}$	$\frac{1}{\sqrt{2}}[-i \varrho\rangle_a V\rangle_b + V\rangle_a \varrho\rangle_b]$
$\boxed{\times 1}$	$\frac{1}{\sqrt{2}}[-i \varrho\rangle_a V\rangle_b + V\rangle_a \varrho\rangle_b]$

TABLE V. Bob’s reversed measured space \mathcal{H}_B^R

The above states are those that span the space \mathcal{H}_B^R available for the eavesdropper attack. It is easy to verify that indeed $\mathcal{H}_B^R \subseteq \widetilde{\mathcal{H}}$, since each of the above states is in the span of $\{|\varphi\rangle_a|V\rangle_b, |V\rangle_a|\varphi\rangle_b, |V\rangle_a|V\rangle_b\}$, for $|\varphi\rangle$ a polarization qubit. This validates our choice for $\widetilde{\mathcal{H}}$, and also suggests that we could have omitted $|V\rangle_a|V\rangle_b$ and obtain a smaller $\widetilde{\mathcal{H}}$.

B. ATTACKS ON FIXED-APPARATUS INTERFEROMETRIC BB84

In this section we devise two fixed-apparatus attacks on a BB84 implementation based on a Mach-Zehnder interferometer. We begin by describing the setting and deriving the transformation induced by Bob’s apparatus. Next we show a fixed apparatus attack that uses Bob’s entire reversed space (following Theorem 2). Finally, we devise an even stronger fixed-apparatus attack (following Theorem 3), which is restricted to a subspace of Bob’s reversed space which corresponds to “valid” signals received by Alice.

1. The interferometer

Consider a BB84 implementation which uses two time-separated modes (Fig. 3). For every transmission, the first mode arrives to Bob’s lab at time t'_0 , and the second mode at $t'_1 = t'_0 + \Delta T$ on arm a . As in the previous section, we can describe the number of particles in each mode using Fock notations, $|10\rangle_a^F$ for a photon at time t'_0 and $|01\rangle_a^F$ for a photon at time t'_1 .

Assume a photon enters the interferometer at time t'_0 (i.e., the state $|10\rangle_a^F$). After some fixed time T (i.e., at time $t_0 \equiv t'_0 + T$), if it goes straight (s) through the two beam splitters, it creates a pulse at the s output arm, and if reflected by the second BS it goes down (d) and produces a pulse at the d output arm. We also assume that the upper detour causes a delay equal to ΔT , thus if the photon is reflected by the first BS, it will produce a pulse at time $t'_0 + T + \Delta T$ at either the s or d output arms. We denote the output times modes as $t_0 = t'_0 + T$ and $t_1 = t'_1 + T$, etc. Note that due to the

precise timing between consecutive input time modes and the length of the detour in the interferometer, $t'_0 + T + \Delta T = t_1$, which causes each output mode to be the interference of two consecutive input time modes.

It follows that a photon in states $|10\rangle_a^F, |01\rangle_a^F$ can end out in one of 6 possible modes after the interferometer, these correspond to times t_0, t_1, t_2 in the s arm and in the d arm denoted as $|p_0 p_1 p_2\rangle_s^F, |q_0 q_1 q_2\rangle_d^F$ where p_n, q_n are integers denoting the occupancy of time t_n in the respective arm. Finally, it is known that every reflection on a beam splitter (BS) produces a phase factor equal to i . For instance, if $|10\rangle_a^F$ goes through the first BS and then is reflected by the second BS, it ends in state $i|000\rangle_s^F |100\rangle_d^F$; it can also be reflected by the first BS (phase factor i), be delayed ΔT by the upper detour, go throughout the second BS (phase factor 1) and then end in state $i|000\rangle_s^F |010\rangle_d^F$. Note that an additional phase of i is added each time the photon is reflected from a mirror. To compensate for these extra phases we add a (fixed) phase-shift of π and neglect the effect of the mirrors hereinafter.

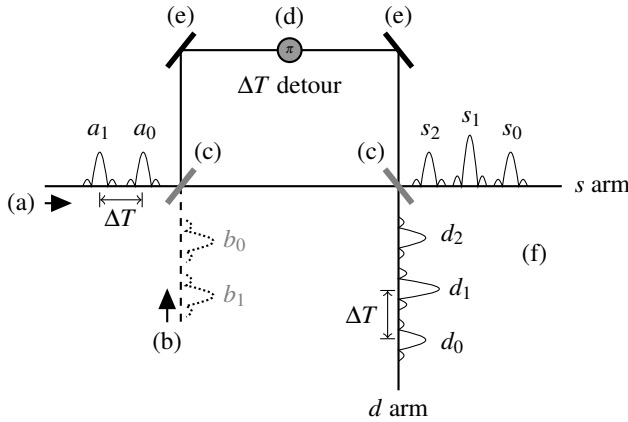


FIG. 3. A Mach-Zehnder interferometer. (a) An input qubit. The time-difference between the two incoming modes is identical to the difference between the two arms; (b) a vacuum state entering the second arm; (c) beamsplitters; (d) ΔT time detour plus a phase shift (to compensate phase shift done by mirrors); (e) mirrors; (f) six output modes.

In a BB84 implementation that uses the x and z bases, Alice and Bob encode the states as follows:

$$\begin{aligned} |0_z\rangle &\equiv |10\rangle_a^F & |0_x\rangle &\equiv (|10\rangle_a^F + |01\rangle_a^F) / \sqrt{2} \\ |1_z\rangle &\equiv |01\rangle_a^F & |1_x\rangle &\equiv (|10\rangle_a^F - |01\rangle_a^F) / \sqrt{2}. \end{aligned}$$

We complete the description of the protocol (namely, how the above states evolve through the interferometer and measured by Bob) after discussing the spaces $\widetilde{\mathcal{H}}_A$, $\widetilde{\mathcal{H}}_{\text{anc}}$, and $\widetilde{\mathcal{H}}$, and the inclusion \mathcal{I} of \mathcal{H}_A into $\widetilde{\mathcal{H}}_A \otimes \widetilde{\mathcal{H}}_{\text{anc}}$. Then, we define \mathcal{I}_B , the interferometer transformation on $\widetilde{\mathcal{H}}$ (which also includes \mathcal{H}_A), and explain Bob's measurement process.

2. The embedding of \mathcal{H}_A and the relevant spaces

As explained above, the states sent by Alice are in the space \mathcal{H}_A spanned by $\{|10\rangle_a^F, |01\rangle_a^F\}$ where the Fock occupancy numbers are for times t'_0 and t'_1 and the arm is the a arm. However, a simple analysis of Fig. 3 shows that a photon entering at time t'_{-1} might also end up at time mode t_0 at either the s or d arms; Similarly, a photon at input time t'_2 may also end up at output time mode t_2 in either arm. Moreover, the way the interferometer evolves pulses at time mode t'_n depends on the pulses of times t'_{n+1} and t'_{n-1} . Thus, in order to understand how a (non-empty) pulse at time t'_{-1} evolves through the interferometer, we must additionally consider time mode t'_{-2} . Similarly, since our analysis uses non-empty pulses time mode t'_2 we will need to add the time mode t'_3 . We remark that time modes t'_{-2} and t'_3 will *always be empty*, i.e., contain a vacuum state, however they are needed for the validity of the unitary map.

Let us now define the embedding $\mathcal{I} = \mathcal{I}_{\text{anc}} \mathcal{I}_A$ of Alice's space into $\widetilde{\mathcal{H}}_A \otimes \widetilde{\mathcal{H}}_{\text{anc}}$. Alice's inputs are embedded into $\widetilde{\mathcal{H}}_A$, the span of

$$\begin{aligned} |010000\rangle_a^F &\equiv |t'_{-1}\rangle_a, & |001000\rangle_a^F &\equiv |t'_0\rangle_a, \\ |000100\rangle_a^F &\equiv |t'_1\rangle_a, & |000010\rangle_a^F &\equiv |t'_2\rangle_a, \text{ and} \\ |000000\rangle_a^F &\equiv |V\rangle_a, \end{aligned}$$

where the Fock occupancy numbers in this case correspond to times t'_{-2} to t'_3 respectively in the a arm: e.g., $|010000\rangle_a^F$ is one photon at time t'_{-1} in the a arm and $|000010\rangle_a^F$ is a photon at time t'_2 . Alice inclusion is then given by

$$\mathcal{I}_A |10\rangle_a^F = |t'_0\rangle_a \text{ and } \mathcal{I}_A |01\rangle_a^F = |t'_1\rangle_a.$$

The ancillary space $\widetilde{\mathcal{H}}_{\text{anc}}$, given by the b arm, is similarly defined as the span of

$$\begin{aligned} |010000\rangle_b^F &\equiv |t'_{-1}\rangle_b, & |001000\rangle_b^F &\equiv |t'_0\rangle_b, \\ |000100\rangle_b^F &\equiv |t'_1\rangle_b, & |000010\rangle_b^F &\equiv |t'_2\rangle_b, \text{ and} \\ |000000\rangle_b^F &\equiv |V\rangle_b, \end{aligned}$$

with the same convention on times. The inclusion \mathcal{I}_{anc} merely describes the addition of an ancillary vacuum state in the b arm, thus for $n \in \{0, 1\}$ we have $\mathcal{I}_{\text{anc}} |t'_n\rangle_a = |t'_n\rangle_a |V\rangle_b$ (this can be extended to $-1 \leq n \leq 2$).

In the following, the states $|a_n\rangle, |b_n\rangle \in \widetilde{\mathcal{H}}_A \otimes \widetilde{\mathcal{H}}_{\text{anc}}$ are defined as $|a_n\rangle = |t'_n\rangle_a |V\rangle_b$, and $|b_n\rangle = |V\rangle_a |t'_n\rangle_b$. We shall take $\widetilde{\mathcal{H}}$ to be the span of all the states $|a_n\rangle$ and $|b_n\rangle$ with $-1 \leq n \leq 2$, as these are enough to span Bob's reversed space (Table III).

The interferometer induces a unitary embedding \mathcal{I}_B defined on $\widetilde{\mathcal{H}}$; it takes 12 input modes (where times t_{-2} and t_3 being systematically void) and thus produces 12 output modes. The output is embedded in a space spanned by all the states of at most a single photon in one of the following 12 modes: times t_{-2} to t_3 in the s arm and time t_{-1} to t_3 in the d arm. Similar to the naming convention above, we use the states $|s_n\rangle$ and $|d_n\rangle$ with $-2 \leq n \leq 3$ to denote a sin-

gle photon at time t_n in the s and d arms respectively, and no photons in all other modes. For instance, the state $|s_3\rangle$ represents one photon at time t_3 in the s arm, and vacuum in all other modes; $|d_0\rangle$ has a photon at time t_0 in the d arm, and vacuum everywhere else.

Recall that Alice and Bob use the x and z bases encoded as follows:

$$\begin{aligned} \mathcal{I}|0_z\rangle &= |a_0\rangle & \mathcal{I}|0_x\rangle &= (|a_0\rangle + |a_1\rangle)/\sqrt{2} \\ \mathcal{I}|1_z\rangle &= |a_1\rangle & \mathcal{I}|1_x\rangle &= (|a_0\rangle - |a_1\rangle)/\sqrt{2}. \end{aligned}$$

Taking the four possible paths for a pulse in the interferometer, and taking into account the delay and the beam-splitter's phase factors, gives the following resulting states

$$\begin{aligned} \mathcal{I}_B|a_0\rangle &= (|s_0\rangle - |s_1\rangle + i|d_0\rangle + i|d_1\rangle)/2 \\ \mathcal{I}_B|a_1\rangle &= (|s_1\rangle - |s_2\rangle + i|d_1\rangle + i|d_2\rangle)/2, \end{aligned} \quad (5)$$

which correspond to the output of the interferometer when Alice sends $|0_z\rangle$ and $|1_z\rangle$, respectively. The output of the interferometer when Alice sends $|0_x\rangle$ and $|1_x\rangle$ is the following linear combinations of the right-hand side of (5):

$$\begin{aligned} \mathcal{I}_B\mathcal{I}|0_x\rangle &= (|s_0\rangle - |s_2\rangle + i|d_0\rangle + 2i|d_1\rangle + i|d_2\rangle)/\sqrt{8} \\ \mathcal{I}_B\mathcal{I}|1_x\rangle &= (|s_0\rangle - 2|s_1\rangle + |s_2\rangle + i|d_0\rangle - i|d_2\rangle)/\sqrt{8}. \end{aligned} \quad (6)$$

In order to perform a measurement, Bob looks at his detectors at times t_0, t_1 and t_2 , and writes down the mode that is occupied, that is, he measures the basis $\mathcal{B} = \{|s_0\rangle, |s_1\rangle, |s_2\rangle, |d_0\rangle, |d_1\rangle, |d_2\rangle\}$. Bob then interprets his measurement in a manner depicted in the following Table VI.

State measured	Meaning
$ s_0\rangle$ or $ d_0\rangle$	$(z, 0)$
$ s_2\rangle$ or $ d_2\rangle$	$(z, 1)$
$ d_1\rangle$	$(x, 0)$
$ s_1\rangle$	$(x, 1)$

TABLE VI. Bob's interpretation of measured state

Bob's measurement space is thus $\mathcal{H}_B = \text{Span}(\mathcal{B})$. From equations (5) and (6), The probabilities of Bob getting each output on each state received from Alice are given in Table VII.

	$(z, 0)$	$(z, 1)$	$(x, 0)$	$(x, 1)$
$ 0_z\rangle$	1/2	0	1/4	1/4
$ 1_z\rangle$	0	1/2	1/4	1/4
$ 0_x\rangle$	1/4	1/4	1/2	0
$ 1_x\rangle$	1/4	1/4	0	1/2

TABLE VII. The probability that Bob measures each outcome in the interferometric BB84 for each state sent by Alice

Consequently, if Alice encoded her bit in basis $b \in \{z, x\}$ and Bob measures (b, q) then they share bit q ; if Bob does

not get the basis used by Alice, the bit he gets is equally likely 0 or 1.

3. A fixed apparatus attack

If Eve controls the b arm, the above realization is totally insecure. If that input is left open, the apparatus is completely symmetric; however, since a reflection causes a phase factor of i , the reverse direction gives a factor of $-i$. Taking the detour back also decreases time instead of increasing it. Thus, if Eve wants to force Bob to measure, say, $|s_1\rangle$, she only needs to set as input of Bob's apparatus the state

$$(|a_1\rangle - |a_0\rangle - i|b_1\rangle - i|b_0\rangle)/2.$$

That state can be calculated in the same way as (5) but going backwards in Fig. 3, starting from $|s_1\rangle$.

More generally, rewriting equations (5) for an arbitrary time $-1 \leq n \leq 2$ gives the unitary embedding \mathcal{I}_B on the entire \mathcal{H} :

$$\begin{aligned} \mathcal{I}_B|a_n\rangle &= (|s_n\rangle - |s_{n+1}\rangle + i|d_n\rangle + i|d_{n+1}\rangle)/2 \\ \mathcal{I}_B|b_n\rangle &= (i|s_n\rangle + i|s_{n+1}\rangle - |d_n\rangle + |d_{n+1}\rangle)/2 \end{aligned} \quad (7)$$

(in addition to the case where vacuum goes to vacuum).

The map \mathcal{I}_B^\dagger is defined on \mathcal{B} (and thus \mathcal{H}_B) by the formulas

$$\begin{aligned} \mathcal{I}_B^\dagger|s_n\rangle &= (|a_n\rangle - |a_{n-1}\rangle - i|b_n\rangle - i|b_{n-1}\rangle)/2 \\ \mathcal{I}_B^\dagger|d_n\rangle &= (-i|a_n\rangle - i|a_{n-1}\rangle - |b_n\rangle + |b_{n-1}\rangle)/2. \end{aligned} \quad (8)$$

One can easily verify for any $|r\rangle \in \mathcal{B}$ that the state $|r\rangle^R = \mathcal{I}_B^\dagger|r\rangle$ given by Eq. (8) satisfies $\mathcal{I}_B|r\rangle^R = |r\rangle$ (thus for any $|r\rangle \in \mathcal{H}_B$, it holds that $\mathcal{I}_B\mathcal{I}_B^\dagger|r\rangle = |r\rangle$). It follows that an eavesdropper can force the measurements $|r\rangle$ by simply inputting the states $|r\rangle^R$ given in Table III, and thus fully breaking the protocol. These states also span Bob's reversed space \mathcal{H}_B^R .

4. Restricting inputs to $\widetilde{\mathcal{H}}_{\{0,1\}}$ i.e. times 0 and 1

Bob has a very simple counter-measure for the above attack, which we now explain. Assume Eve measures Alice's state using the basis \mathcal{B} and gets $|d_0\rangle$. She now needs to generate the state $(-i|a_0\rangle - i|a_{-1}\rangle - |b_0\rangle + |b_{-1}\rangle)/2$ to force a measurement of $|d_0\rangle$. However, this superposition uses pulses at time t'_{-1} , which are not used in the original protocol. Therefore, if Bob adds a shutter that blocks any inputs to his device except for times t'_0 and t'_1 , he overcomes this attack.

We now put a more stringent condition on the inputs: they need to be in $\widetilde{\mathcal{H}}_{\{0,1\}} = \text{Span}(|a_0\rangle, |a_1\rangle, |b_0\rangle, |b_1\rangle)$, i.e. only occupy times t'_0 and t'_1 . To allow an attack, we use the assumption that Bob does not check the individual outputs in \mathcal{B} but rather only takes into account the relevant outputs by the protocol, as given in Table VI. The reason being that if Alice sends $|0_z\rangle$ or $|1_z\rangle$ and Bob measures $(z, 0)$ or

$(z, 1)$ then they share a bit. Similarly if Alice sends $|0_x\rangle$ or $|1_x\rangle$ and Bob gets output $(x, 0)$ or $(x, 1)$ then they share a bit. It is also easy to check that the probability that Bob gets the same basis as Alice is $1/2$ and when the bases are different, the bit obtained by Bob is random so that this protocol closely corresponds to the BB84 protocol.

Clearly $\widetilde{\mathcal{H}}_{\{0,1\}} \subseteq \widetilde{\mathcal{H}}$ and thus \mathcal{I}_B is defined on $\widetilde{\mathcal{H}}_{\{0,1\}}$. Moreover, measurements $(x, 0)$ and $(x, 1)$ correspond to basis states $|d_1\rangle$ and $|s_1\rangle$ and can only be produced inputting the states $\mathcal{I}_B^\dagger|d_1\rangle$ and $\mathcal{I}_B^\dagger|s_1\rangle$ (with a global phase) found previously. Those are already elements of $\widetilde{\mathcal{H}}_{\{0,1\}}$.

Measurement $(z, 0)$ may be obtained by inputting any superposition of $\mathcal{I}_B^\dagger|s_0\rangle$ and $\mathcal{I}_B^\dagger|d_0\rangle$ and it is clear from Table III that

$$\frac{1}{\sqrt{2}}\mathcal{I}_B^\dagger(|s_0\rangle + i|d_0\rangle) = \frac{1}{\sqrt{2}}(|a_0\rangle - i|b_0\rangle) \in \widetilde{\mathcal{H}}_{\{0,1\}}.$$

Applying \mathcal{I}_B to that states gives the state $\frac{1}{\sqrt{2}}(|s_0\rangle + i|d_0\rangle)$ which gives output $(z, 0)$.

Similarly, in order to force a measurement of $(z, 1)$, using

the same table we see that

$$-\mathcal{I}_B^\dagger|s_2\rangle + i\mathcal{I}_B^\dagger|d_2\rangle = |a_1\rangle + i|b_1\rangle \in \widetilde{\mathcal{H}}_{\{0,1\}}$$

and the attack in Table VIII gives full information to Eve without affecting Bob's statistics given the current specification.

<i>State Eve can send</i>	<i>Bob's output</i>
$(a_0\rangle - i b_0\rangle)/\sqrt{2}$	$(z, 0)$
$(a_1\rangle + i b_1\rangle)/\sqrt{2}$	$(z, 1)$
$(a_1\rangle + a_0\rangle - i b_1\rangle + i b_0\rangle)/2$	$(x, 0)$
$(a_1\rangle - a_0\rangle - i b_1\rangle - i b_0\rangle)/2$	$(x, 1)$

TABLE VIII. A fixed-apparatus attack restricted to $\widetilde{\mathcal{H}}_{\{0,1\}}$

Finally, recall that if there is no eavesdropping (no noise and no loss), if Alice sends $|0_z\rangle$ and Bob gets output $(z, 0)$, then it is equally likely that he measured the state $|s_0\rangle$ or $|d_0\rangle$. Similarly, if Bob gets output $(z, 1)$, it is equally likely that he measured $|s_2\rangle$ or $|d_2\rangle$. We note that also those statistics are preserved if Eve performs the attack of Table VIII on $\widetilde{\mathcal{H}}_{\{0,1\}}$.