

Stochastic Mechanistic Interaction

Carlo Berzuini* A. Philip Dawid†

October 22, 2021

Abstract

We propose a fully probabilistic formulation of the notion of mechanistic interaction between the effects of putative causal factors A and B in producing an outcome event Y . We define mechanistic interaction in terms of departure from a generalized “noisy OR” model, under which the multiplicative causal effect of A (resp., B) on the probability of positive outcome ($Y = 1$) cannot be enhanced by manipulating B (resp., A). We present conditions under which mechanistic interaction in the above sense can be assessed via simple tests on excess risk or superadditivity, in a possibly retrospective regime of observation. These conditions are defined in terms of conditional independence relationships that can often be checked on a graphical representation of the problem. Inference about mechanistic interaction between direct, or path-specific, causal effects can be accommodated in the proposed framework. The method is illustrated with the aid of a study in experimental psychology.

Keywords: Causal inference, compositional epistasis, direct effects, directed acyclic graphs, excess risk, experimental psychology, independent effects, noisy OR, observational studies, path-specific effects, superadditivity.

1 Introduction

Consider an outcome event whose probability responds to manipulations of two variables, A and B . We are interested in whether the effects of A and B interact

*Centre for Biostatistics, The University of Manchester, University Place, Manchester M139PL, U.K. (carlo.berzuini@manchester.ac.uk)

†Statistical Laboratory, Centre for Mathematical Sciences, University of Cambridge, Wilberforce Road, Cambridge CB30WB, U.K. (apd@statslab.cam.ac.uk)

in producing the event in some fundamental mechanistic sense. For example, we might be interested in whether an environmental exposure A interferes with the effect of a drug B on a disease at some mechanistic—presumably molecular—level. Such a relationship, which we shall make more formal in a later section of this paper, we call *mechanistic interaction*.

Let the binary variable Y indicate positive ($Y = 1$) or negative ($Y = 0$) outcome. One might begin to investigate mechanistic interaction by fitting a regression model of the dependence of Y on (A, B) and then testing for presence of statistical $A \times B$ interaction, but such a test will depend on the chosen response scale, and will generally not be interpretable in any deep mechanistic sense. Hence the need for a mathematical formalization of mechanistic (as opposed to statistical) interaction, and of the conditions under which this phenomenon can be detected from empirical data via appropriate, response-scale independent, statistical tests. In many applications, discovery of mechanistic interaction could represent a step forward in the understanding of the studied system. In genetics, evidence of mechanistic interaction between two genes with respect to a phenotype of interest could point to the molecular mechanisms implicated [Bernardinelli et al., 2012].

Ideally we would wish to assess mechanistic interaction by a controlled experiment, but this is often not possible or not convenient. Various authors have proposed tests for inferring mechanistic interaction (suitably defined) from observational data [Rothman, 1976, Rothman and Greenland, 1998, Greenland and Poole, 1988, Skron dal, 2003, VanderWeele and Robins, 2008, 2009, VanderWeele, 2009, 2010a,b, 2011, VanderWeele et al., 2011, VanderWeele and Laird, 2011]. Consider, for example, the case where A and B are binary, and let C denote a further (possibly empty) set of observed variables. Let R_{abc} denote the observational risk of a positive outcome, $Y = 1$, conditional on $A = a$, $B = b$, $C = c$. Then, in certain observational situations, and under certain conditions, the following properties (of which the first is stronger than the second) have been shown to imply some form of mechanistic interaction:

Excess risk:

$$R_{11c} - R_{10c} - R_{01c} > 0. \tag{1}$$

Superadditivity:

$$R_{11c} - R_{10c} - R_{01c} + R_{00c} > 0. \tag{2}$$

These can be alternatively expressed as:

Excess risk:

$$S_{10c} + S_{01c} - S_{11c} > 1, \quad (3)$$

Superadditivity:

$$S_{10c} + S_{01c} - S_{11c} - S_{00c} > 0, \quad (4)$$

where $S_{ijc} := 1 - R_{ijc}$ is the corresponding probability of negative outcome (of $Y = 0$). More precisely, the above conditions give criteria for *synergistic* mechanistic interaction between A and B in *producing* the outcome event, in that the combined effect (suitably measured) of increases in A and in B to increase the probability of a positive outcome is greater than expected on the basis of their individual effects. This is the interpretation we shall maintain here. The case of *antagonistic* mechanistic interaction, where the the combined effect is smaller than expected, is readily handled by interchanging the values 0 and 1 for Y , and interchanging the R s and S s in equations (1)–(4) and elsewhere. An important property of the above tests is that they are (at least approximately, under assumptions) testable under retrospective sampling.

Most work to date on mechanistic interaction has been formulated assuming the potential outcome (PO) framework [Rubin, 1974] for causality or some essentially equivalent formulation, though the literature also offers some purely probabilistic approaches. The former category is exemplified by the stochastic PO approach of VanderWeele and Robins [2012]; the latter is exemplified by previous work of the authors of this paper [Berzuini and Dawid, 2013] and by the recent paper of Ramsahai [2013]. Section 8 discusses these approaches and their limitations.

2 Assumptions and notation

We are interested in the way the probability distribution of Y would react to real or hypothetical manipulations of causal factors A and B , and in particular whether or not the effects of A and B on Y can be regarded as interacting in some fundamental mechanistic sense. In order to address this, we must first understand what might be meant by “no mechanistic interaction”. Here we suggest a possible

explication of this concept. This however is not absolute, but relative to an appropriately chosen “context”. That is, we specify certain *context variables* W in the problem, which might modify in some way the dependence of Y on (A, B) , and only consider this dependence within a fixed context, *i.e.*, conditional on fixed values $W = w$. Different choices of the variables in W for different causal questions are possible in the same problem.

In contrast to the formulation of Berzuini and Dawid [2013], we do not require that Y be a deterministic function of (A, B, W) , but allow for a fully stochastic dependence of Y on these inputs. Note that this allows considerable freedom in the selection of the context variables. Indeed, even in those rare cases when there does exist a choice for W supporting a deterministic relationship, this might be regarded as inhabiting too deep a level of description to be useful for the purpose at hand, and a more coarse-grained choice, yielding a genuinely stochastic relationship, could be more appropriate. In any given application, care must be taken to ensure that we are arguing at a suitable level of granularity. As an analogy, for most purposes it is appropriate to think of the determination of the sex of an embryo as governed by a random process (essentially a fair coin toss), even though a very detailed description of the positions, motions, properties and behaviours of the gametes prior to fertilisation might allow deterministic prediction.

Our definition of “no mechanistic interaction” will relate to a (possibly hypothetical) “interventional regime”, in which the values of A and B are set by some external agent or process. However, the data available to investigate this property will generally have been generated under some other, typically purely observational, regime, where, in particular, the values of A and B have arisen in some uncontrolled stochastic way. We will need to be able to relate these regimes in order to transfer information from one to the other. To streamline this task we introduce the *regime indicator* σ_{AB} , a non-stochastic variable, where $\sigma_{AB} = ab$ indicates the interventional regime where A is set to a and B to b , and $\sigma_{AB} = \emptyset$ the observational regime. More generally, σ_X will denote a similar regime indicator for interventions on a set X of variables of interest.

We introduce the symbol

$$\pi_w(a, b) := P(Y = 0 \mid W = w, \sigma_{AB} = ab), \quad (5)$$

for the probability of a negative outcome in context $W = w$, when A and B are set to respective values a and b by an exogenous intervention. Then one way—which we shall henceforth adopt—of understanding the effect (A, B) on Y is by

considering the dependence of $\pi_w(a, b)$ on (a, b) . We shall measure the effect exerted on Y by a change of the values set for (A, B) from (a', b') to (a, b) by the *relative probability of negative outcome* (RPNO),

$$\frac{\pi_w(a, b)}{\pi_w(a', b')},$$

with the value 1 representing “no effect”.

2.1 Structural conditions

We shall impose the following structural conditions:

Condition 1 *The causal factors A and B are continuous or ordered categorical scalar random variables.*

Condition 2 *The effects of A and B on Y are positive: for any fixed (b, w) (resp., (a, w)), $P(Y = 1 \mid W = w, \sigma_{AB} = ab)$ is a non-decreasing function of a (resp., b).*

An alternative expression of Condition 2 is that $\pi_w(a, b)$, given by (5), is, for each w , a non-increasing function of each of a and b .

3 No mechanistic interaction

We henceforth make the structural assumptions of the previous section.

3.1 Point null hypothesis

One possible way of expressing the concept of *no mechanistic interaction between A and B in producing the outcome event* is that, for all w , we can express $\pi_w(a, b)$ in the product form

$$\pi_w(a, b) = \lambda_w(a)\mu_w(b) \tag{6}$$

for all $a \in \mathcal{A}$, $b \in \mathcal{B}$. We term this the *point null hypothesis*.

Equation (6) can alternatively be expressed as requiring:

For all $a, a' \in \mathcal{A}$, $b, b' \in \mathcal{B}$,

$$\pi_w(a, b)\pi_w(a', b') = \pi_w(a, b')\pi_w(a', b) \tag{7}$$

or, when the denominators are positive,

$$\frac{\pi_w(a, b)}{\pi_w(a', b)} = \frac{\pi_w(a, b')}{\pi_w(a', b')} \quad (8)$$

or

$$\pi_w(a, b) = \frac{\pi_w(a', b) \pi_w(a, b')}{\pi_w(a', b')} \quad (9)$$

When both A and B are binary this is equivalent to the single requirement

$$\pi_w(1, 1) = \pi_w(1, 0)\pi_w(0, 1)/\pi_w(0, 0). \quad (10)$$

In the special case that $\pi_w(0, 0) = 1$, this becomes

$$\pi_w(1, 1) = \pi_w(1, 0)\pi_w(0, 1). \quad (11)$$

Imposing the further requirements $\pi_w(1, 0) = \pi_w(0, 1) = 0$ would now imply

$$\pi_w(1, 1) = 0, \quad (12)$$

and this constellation of values represents Y as the Boolean expression $A \text{ OR } B$. The intermediate case of $\pi_w(0, 0) = 1$ together with (11) is the “noisy OR” generalisation of this, while the general expression (10) is “leaky noisy OR” [Pearl, 1988, Lemmer and Gossink, 2004, Zagorecki and Druzdzal, 2004].

The point null hypothesis models the negative outcome as the result of two uncertain causes failing to produce $Y = 1$, the first cause failing with a probability that depends on W and on the value we force on A , and the second cause failing with a probability that depends on W and on the value we force on B . imagine Player 1 being assigned a ball of size $A = a$ and Player 2 a ball of size $B = b$, and then each player being invited to knock his respective pin down. Let us call it a positive event ($Y = 1$) when at least one of the two players knocks the pin over, and let $Y = 0$ indicate instead that no pin is knocked over. Think of $\pi_w(a, b)$ as representing the probability of $Y = 0$ with assigned ball sizes (a, b) and with $W = w$ indicating specific circumstances such as air humidity, temperature. Structural condition 2 will be satisfied here if we assume that each player’s ability to knock the pin down will not decrease on being assigned a bigger ball. In the context of this example the point null hypothesis, as expressed by Equation (6), asserts that the probability of $Y = 0$ is the product of the probability $\lambda_w(a)$ that Player

1 fails to knock the pin down, and the probability $\mu_w(b)$ that Player 2 fails. The mechanistic interpretation of this being that the performance of one player is not affected by the size of the ball given to the other player. In the context of this example, Equation (8) explicitly states that the RPNO effect of giving one player a larger ball will not be changed by giving a larger ball also to the other one.

3.2 Interval null hypothesis

Taking into account that we are only interested in synergistic (as opposed to antagonistic) interaction, we can weaken the above point null hypothesis, as expressed by (8) or (9), to yield the following *interval null hypothesis*:

For all w , and all $a \geq a' \in \mathcal{A}$, $b \geq b' \in \mathcal{B}$, we have

$$\frac{\pi_w(a, b)}{\pi_w(a', b)} \geq \frac{\pi_w(a, b')}{\pi_w(a', b')}. \quad (13)$$

On account of Condition 2, both sides of the inequality are ≤ 1 , as they represent the RPNO effect of increasing A while keeping B fixed at a particular value. A large departure from 1 means the effect is strong. The inequality states that an interventional increase in B will not strengthen the effect of an interventional increase in A . The interpretation holds with the roles of A and B interchanged. We may equivalently express the interval null hypothesis as

$$\pi_w(a, b) \geq \frac{\pi_w(a', b) \pi_w(a, b')}{\pi_w(a', b')}. \quad (14)$$

3.3 Mechanistic interaction

Definition 3.1 *We say that the causal factors A and B exhibit mechanistic interaction, or that their effects interfere, in producing a positive outcome, when the interval null hypothesis (and so a fortiori the point null hypothesis) fails: that is to say, when there exists a value w of the context variable W and values $a > a'$ for A , and $b > b'$ for B , such that*

$$\pi_w(a, b)\pi_w(a', b') < \pi_w(a', b)\pi_w(a, b'). \quad (15)$$

When this holds, we write $A * B [W]$, or $A * B$ when $W \equiv \emptyset$. This notation makes it explicit that the property is relative to the specified context variable W .

Because we focus on synergy, we have defined “interference to produce”; we could similarly define its antagonism counterpart, “interference to prevent”.

If Equation (15) holds then clearly $\pi_w(a', b)0, \pi_w(a, b') > 0$. Also $\pi_w(a', b') > 0$ for, if it were not so, all terms of the equation would be 0 by virtue of Condition 2. Thus Definition 3.1 applies just when there exist $w, a > a', b > b'$ such that

$$\frac{\pi_w(a, b)}{\pi_w(a', b)} < \frac{\pi_w(a, b')}{\pi_w(a', b')}. \quad (16)$$

Inequality (15) represents a stochastic extension of the deterministic mechanistic interaction concept of Berzuini and Dawid [2013]. Under such deterministic dependence of Y on (A, B, W) , each term in (15) can only take values 0 or 1. Together with Condition 2, this implies:

$$\pi_w(a, b) = 0 < \pi_w(a', b) = \pi_w(a, b') = \pi_w(a', b') = 1. \quad (17)$$

The above inequality says that there are values $b, b' \in \mathcal{B}$ such that, in some context $W = w$, when we set $B = b$ a manipulation of A from a' to a causes Y to change from 0 to 1; whereas, in the same context, when we set $B = b'$, the same manipulation makes no difference to Y . In other words, whenever Y is deterministic, presence of mechanistic interaction in our formulation is characterized by the fact that we can prevent a certain manipulation of A from producing the outcome event through an appropriate action on B ; and *vice versa*. If further A and B are binary, then $(a, a', b, b') = (1, 0, 1, 0)$, and the definition says that A and B interact mechanistically in producing $Y = 1$ when there exists a value w of the context variable W such that the dependence of Y on (A, B) obeys the Boolean conjunction law: $Y = A \wedge B$.

4 Observational identification of mechanistic interaction

We now consider how we might use observational data to assess the presence or absence of mechanistic interaction between the effects of A and B on Y . We shall do this by means of a set $C \subseteq W$ of observed context variables; the remaining variables $U = W \setminus C$ may be observed or unobserved.

We shall need to consider, in addition to the structural conditions of § 2.1, some *causal conditions*, relating the behaviours under observational and interventional

circumstances. These we express as follows, where we have used the symbol $\perp\!\!\!\perp$ for “conditionally independent of” [Dawid, 1979, 2002].

Condition 3 $Y \perp\!\!\!\perp \sigma_{AB} \mid (A, B, W)$.

Condition 4 $U \perp\!\!\!\perp (A, B, \sigma_{AB}) \mid C$.

Finally, we shall sometimes require observational independence between A and B , conditional on C :

Condition 5 $A \perp\!\!\!\perp B \mid (C, \sigma_{AB})$.

Condition 3 requires that the effects of A and B on Y be “unconfounded”, conditional on the context variables W . Condition 4 says that, conditional on C , the distribution of U is fixed: the same under both interventional and observational conditions and, further, independent of the values of A and B . Condition 5 holds trivially for an interventional regime $\sigma_{AB} = ab$, so only has force for the observational regime $\sigma_{AB} = \emptyset$. It is a strong condition, but in certain circumstances can be avoided—see Corollary 1 below.

4.1 Causal diagrams

It will sometimes be possible to represent a coherent set of causal and conditional independence assumptions about the problem by using an extension [Dawid, 2002] of the methodology of directed acyclic graphs [Cowell et al., 1999]. The extension, called an *influence diagram* (ID), incorporates the relevant regime indicators in the graph as decision nodes sending arrows into the variables they relate to. The resulting ID expresses conditional independence relationships between problem variables and regime indicators. These independencies can be read off the graph with the aid of a graphical criterion such as *d-separation* [Geiger et al., 1990] or its *moralisation* equivalent [Lauritzen et al., 1990]. By so doing, we can check whether the required conditions for the validity of our interaction tests are satisfied.

Figure 1, for example, might represent the effects of genetic variants A and B on myocardial infarction Y , possibly mediated by obesity M , with G representing a set of observed descriptors (diet, social status, *etc.*) of socio-economic status. In the same diagram, the regime indicators σ_{AB} and σ_M specify the regimes under

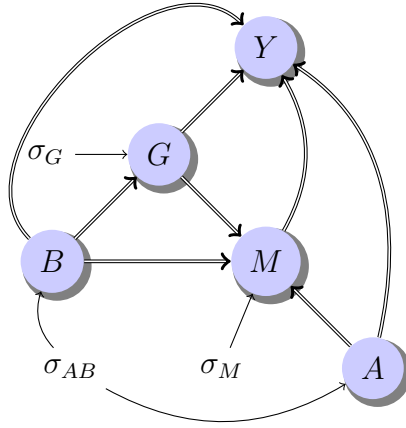


Figure 1: In an influence diagram such as this, variables may depend on their predecessors in the graph in a fully stochastic way. Regime nodes, here σ_{AB} , σ_M and σ_G , determine whether the variables into which they send arrows are manipulated (interventional regime) or observed (observational regime). This diagram is also used in Examples 1-3

which the values of (A, B) and of M , respectively, are generated, be it by passive observation or by intervention.

For a problem that can be modelled by the ID of Figure 1, causal conditions 3–5 follow by application of the moralisation criterion to the graph if we choose the sets W, U and C to be empty.

4.2 Main theorem

Our observational criterion for mechanistic interaction will involve a dichotomisation of the ranges of A and B , determined by respective “cutoff thresholds” τ_A and τ_B . Let α be the indicator variable of “ $A > \tau_A$ ”, and β the indicator variable of “ $B > \tau_B$ ”. The symbol R_{ijc} is henceforth reinterpreted as:

$$R_{ijc} = P(Y = 1 \mid \alpha = i, \beta = j, C = c, \sigma_{AB} = \emptyset), \quad (18)$$

and likewise $S_{ijc} = 1 - R_{ijc}$. We reinterpret the inequalities (1)–(4) correspondingly. Note that R_{ijc} is estimable from data on variables A, B and C , gathered under the observational regime.

Theorem 4.1 *Assume Conditions 1 and 2, and that Conditions 3–5 hold in stratum $C = c$. Assume also the validity of the uniform positivity condition, that $\pi_{cu}(\tau_A, \tau_B) > 0$ for all u (or $\pi_c(\tau_A, \tau_B) > 0$, when U is empty). Then the presence of superadditivity in stratum $C = c$ implies $A * B [W]$.*

Proof. We proceed by assuming both superadditivity and the interval null hypothesis, and deriving a contradiction. In the following, all probabilities and expectations are taken under the observational regime $\sigma_{AB} = \emptyset$.

Using Condition 4, we have, for $i, j = 0, 1$:

$$S_{ijc} = \mathbf{E}(S_{ijcU} \mid C = c)$$

where

$$S_{ijcu} := P(Y = 0 \mid \alpha = i, \beta = j, C = c, U = u).$$

Thus

$$S_{10c} + S_{01c} - S_{11c} - S_{00c} = \mathbf{E}(S_{10cU} + S_{01cU} - S_{11cU} - S_{00cU} \mid C = c). \quad (19)$$

Let $U^* := \{u : S_{10cu} + S_{01cu} - S_{11cu} - S_{00cu} > 0\}$. On account of (19) and (4), $P(U^* \mid C = c) > 0$; in particular, U^* is non-empty. Fix any $u^* \in U^*$, and define $S_{ij}^* := S_{ijcu^*}$, $\pi^*(ab) := \pi_{cu^*}(a, b)$. Then

$$S_{11}^* + S_{00}^* - S_{10}^* - S_{01}^* < 0. \quad (20)$$

Now by virtue of Conditions 3 and 4,

$$S_{ij}^* = \mathbf{E}\{\pi^*(A, B) \mid \alpha = i, \beta = j, C = c\}. \quad (21)$$

Let $a > \tau_A$ and $b > \tau_B$. By virtue of the interval null hypothesis (14) we then have

$$\pi_0 \pi^*(a, b) \geq \pi^*(a, \tau_B) \pi^*(\tau_A, b) \quad (22)$$

where $\pi_0 := \pi^*(\tau_A, \tau_B) > 0$ by assumption; hence

$$\begin{aligned} \pi_0 S_{11}^* &\geq \mathbf{E}\{\pi^*(A, \tau_B) \pi^*(\tau_A, B) \mid \alpha = 1, \beta = 1, C = c\} \\ &= \mathbf{E}\{\pi^*(A, \tau_B) \mid \alpha = 1, C = c\} \\ &\quad \times \mathbf{E}\{\pi^*(\tau_A, B) \mid \beta = 1, C = c\} \end{aligned} \quad (23)$$

on using Condition 5. That is, defining

$$\begin{aligned}
S_A &:= \mathbb{E} \{ \pi^*(A, \tau_B) \mid \alpha = 1, C = c \} \\
S_{\bar{A}} &:= \mathbb{E} \{ \pi^*(A, \tau_B) \mid \alpha = 0, C = c \} \\
S_B &:= \mathbb{E} \{ \pi^*(\tau_A, B) \mid \beta = 1, C = c \} \\
S_{\bar{B}} &:= \mathbb{E} \{ \pi^*(\tau_A, B) \mid \beta = 0, C = c \},
\end{aligned}$$

we have

$$\pi_0 S_{11}^* \geq S_A S_B. \quad (24)$$

Similarly,

$$\pi_0 S_{00}^* \geq S_{\bar{A}} S_{\bar{B}}, \quad (25)$$

while

$$\pi_0 S_{01}^* \leq S_{\bar{A}} S_B, \quad (26)$$

$$\pi_0 S_{10}^* \leq S_A S_{\bar{B}}. \quad (27)$$

From these inequalities and (20), we obtain $(S_A - S_{\bar{A}})(S_B - S_{\bar{B}}) < 0$. But by virtue of Condition 2, we have $S_A \leq \pi_0 \leq S_{\bar{A}}$, $S_B \leq \pi_0 \leq S_{\bar{B}}$, yielding $(S_A - S_{\bar{A}})(S_B - S_{\bar{B}}) \geq 0$. This contradiction proves the theorem. \square

Corollary 1 *Suppose that both A and B are binary. Then the conclusion of Theorem 4.1 holds even if we remove the independence requirement of Condition 5.*

Proof. In this case $\tau_A = \tau_B = 0$, and (23) becomes

$$\begin{aligned}
\pi_0 S_{11}^* &\geq \pi^*(1, 0)\pi^*(0, 1) \\
&= S_A S_B
\end{aligned}$$

so that (24), and similarly (25), (26), (27), continue to hold even without assuming independence. The rest of the proof is unchanged. \square

For the next Corollary we introduce the following weaker form of Condition 2, appropriate for cases where the directionality of the effect is not known *a priori*:

Condition 6 *The effect of A on Y is either positive, in the sense that $P(Y = 1 | W = w, \sigma_{AB} = ab)$ is a non-decreasing function of a for all (b, w) ; or negative, in the sense that $P(Y = 1 | W = w, \sigma_{AB} = ab)$ is a non-increasing function of a for all (b, w) ; and similarly with the rôles of A and B interchanged.*

Corollary 2 *Suppose that, in the statement of Theorem 4.1 or Corollary 1, we replace Condition 2 by the weaker Condition 6, and at the same time replace the superadditivity property (2) by the stronger excess risk property (1) (again reinterpreted in terms of definition (18)). Then the conclusion remains valid.*

Proof. We use the same notation as in the proof of Theorem 4.1. Arguing similarly to that proof, we deduce that there exists a value u^* of U such that $R_{11}^* - R_{10}^* - R_{01}^* > 0$. This implies both

$$S_{11}^* - S_{10}^* < 0 \tag{28}$$

and

$$S_{11}^* - S_{01}^* < 0, \tag{29}$$

as well as (19).

From (28), (24) and (27), we deduce $S_A(S_B - S_{\overline{B}}) < 0$, whence $S_B < S_{\overline{B}}$. But if the effect of B were negative we would have $S_B \geq S_{\overline{B}}$. Hence the effect of B is positive. Similarly, using (29), we deduce that the effect of A is positive. The rest of the proof now follows as before. \square

Comment. By allowing the dichotomization of A to be arbitrary, the above theorem fits the common situation where the continuous factor is made available in a dichotomized form, without the possibility of recovering the original continuous measurements.

Theorem 4.2 *Assume that the conditions of Theorem 4.1 hold, with Conditions 3–5 satisfied by some choice $(C \equiv C^*, U \equiv U^*)$ of variables C and U . Then the theorem conditions remain satisfied if we replace the choice $(C \equiv C^*, U \equiv U^*)$ with $(C \equiv C^*, U \equiv \emptyset)$.*

Proof. We shall use the following axiomatic properties [Dawid, 1979] of the conditional independence relationship:

Decomposition: $X \perp\!\!\!\perp Y \mid Z$ and $W = f(Y) \rightarrow X \perp\!\!\!\perp W \mid Z$
 Weak union: $X \perp\!\!\!\perp Y \mid Z$ and $W = f(Y) \rightarrow X \perp\!\!\!\perp Y \mid (W, Z)$
 Contraction: $X \perp\!\!\!\perp Y \mid Z$ and $X \perp\!\!\!\perp W \mid (Y, Z) \rightarrow X \perp\!\!\!\perp (Y, W) \mid Z$.

where we write $W = f(Y)$ to mean that W is a function of Y . By weak union, causal Condition 4 implies $U^* \perp\!\!\!\perp (A, B, \sigma_{AB}) \mid (A, B, C^*)$ which, in turn, implies

$$U^* \perp\!\!\!\perp \sigma_{AB} \mid (A, B, C^*) \quad (30)$$

by decomposition. By contraction, property (30) and causal Condition 3 jointly imply $(Y, U^*) \perp\!\!\!\perp \sigma_{AB} \mid (A, B, C^*)$ which, by decomposition, implies

$$Y \perp\!\!\!\perp \sigma_{AB} \mid (A, B, C^*). \quad (31)$$

Replacing the choice $(C \equiv C^*, U \equiv U^*)$ with $(C \equiv C^*, U \equiv \emptyset)$ leads to Condition 3 taking the form (31)— which we have just shown to hold, while it makes Condition 4 vacuous and leaves Condition 5 unaffected. This completes the proof. \square

It follows from Theorem 4.2 that, if we wish to check causal conditions 3 and 4 for some choice of context $W = (C, U)$, where C is observed, we could first check condition 4 for the simpler case of context $W = C$. If it does not hold in this case, we know the conditions can not hold for any choice of U .

5 Direct effects interaction

This section of the paper examines relationships between mechanistic interaction and mediation. Mediation analysis hinges on the concept of *direct effect* of a variable X on Y . One variant of this concept, the *direct effect of X on Y controlling for F* , is meant to quantify the sensitivity of Y to changes in X when F is held fixed by intervention, that is, when a (perhaps hypothetical) physical intervention changes the value of X from some reference value x to some value x' , while F is set to some constant [Pearl, 2005, Robins and Greenland, 1992]. We connect our

theory to the theory of mediation by defining the concept of mechanistic interaction between A and B when a further variable F , which could itself be affected

by A and/or B , is set by intervention to a constant. Let $Z := W \setminus F$ denote the unmanipulated context variables, and extend the notation (5) by writing

$$\pi_z^f(a, b) := P(Y = 0 \mid Z = z, \sigma_{AB} = ab, \sigma_F = f), \quad (32)$$

for the probability of $Y = 0$ given $Z = z$, conditional on A , B and F being manipulated to take on values, a , b and f , respectively. Take the the direct effect of A on Y controlling for $(B = b, F = f)$, in context $Z = z$, to be measured in terms of relative probability of negative outcome by the quantity

$$\frac{\pi_z^f(a, b)}{\pi_z^f(a', b)}. \quad (33)$$

We say there is *no direct mechanistic interaction* if the act of setting B to a higher value can never enhance the direct effect of A , as measured by (33) with $a > a'$. This leads to the following generalization of our previous Definition 3.1 of mechanistic interaction:

Definition 5.1 *We say that the causal factors A and B interact mechanistically to produce $Y = 1$ under F -intervention if there exist values $(f, a > a', b > b', z)$ for (F, A, B, Z) , respectively, such that*

$$\frac{\pi_z^f(a, b)}{\pi_z^f(a', b)} < \frac{\pi_z^f(a, b')}{\pi_z^f(a', b')}. \quad (34)$$

*In this case we write $A * B \mid F[Z]$, or $A * B \mid F = f[Z]$ if interest focuses a specific value f imposed on F . We alternatively describe condition (34) as mechanistic interaction between the direct effects of A and B on Y , controlling for F , in context $Z = z$.*

The following theorem holds.

Theorem 5.1 *Suppose*

Condition 7 $Y \perp\!\!\!\perp \sigma_F \mid (A, B, F, Z, \sigma_{AB})$.

(That is, conditional on (A, B, F, Z) , the dependence of Y on F is not further affected by the way the value of F has been generated, be it by mere observation or by intervention.)

*Then $A * B \mid F[Z]$ if and only if $A * B[F, Z]$.*

Proof. In this case $\pi_z^f(a, b) = \pi_{fz}(a, b)$. □

Thus under Condition 7 we can use theorem 4.1 and its Corollaries to investigate mechanistic interaction between direct effects.

6 Examples

We now illustrate our framework with the aid of the following examples.

Example 1 Brader and colleagues [Valentino et al., 2008] study the reaction of public opinion to media stories about immigration. White adult participants were invited to read a mock newspaper story illustrating the costs of immigration. The story was the same for all individuals, except for the stated ethnicity (latino vs. white) of the immigrants. Brader (see also [Imai et al., 2013]) found that whites are more likely to oppose immigration when the story involves latino (rather than white) immigrants.

We take Brader’s study to be described by the ID of Figure 1, with B representing the participant’s age, A indicating whether the participant was randomized to a “latino” or to a “white” story, M representing the participant’s level of “anxiety about immigration”, as measured through a questionnaire administered at the end of the reading, G representing observed socio-educational variables and $Y = 1$ indicating a positive answer to the question: “Do you agree about sending the Congress a letter of complaint about immigration?”. The ID acknowledges the influence of socio-educational variables on both anxiety and outcome.

The question whether the total effects of age and ethnical story framing interfere with each other can be addressed on the basis of Brader’s data under the assumptions of Figure 1, and assuming that the structural conditions and the uniform positivity condition are also valid. Suffices to show that with the choice $W \equiv C \equiv U \equiv \emptyset$, the causal conditions for the identifiability of $A * B$ hold. In fact, with that choice, Condition 4 becomes vacuous and the remaining causal conditions for the identifiability of $A * B$ take forms $Y \perp\!\!\!\perp \sigma_{AB} \mid (A, B)$ and $A \perp\!\!\!\perp B \mid \sigma_{AB}$, both of which hold in Figure 1. We conclude that the superadditivity condition $R_{11} - R_{01} - R_{10} + R_{00} > 0$ (or its excess risk equivalent if appropriate) is a valid basis for a population-wide test of $A * B$ in Brader’s study. □

Example 2 We shall now continue our analysis of Brader’s study. We shall continue to take Figure 1 as a valid representation of the problem, and to assume the validity of the structural and uniform positivity conditions. Under these assumptions, we shall now show that the question whether A and B interact within a specific socio-epidemiological stratum (any problem with the fact this latter is a post-treatment variable) can be addressed on the basis of the study data. Suffices to show that with the choices $W \equiv C \equiv G$ and $U \equiv \emptyset$, the causal conditions for the identifiability of $A*B[G]$ hold. In fact, with that choice, Condition 4 becomes vacuous and the remaining causal conditions for the identifiability take forms $Y \perp\!\!\!\perp \sigma_{AB} \mid (A, B, G)$ and $A \perp\!\!\!\perp B \mid (G, \sigma_{AB})$, both of which hold in Figure 1. We conclude that the presence of superadditivity in a $G = g$ stratum of the population,

$$R_{11g} - R_{01g} - R_{10g} + R_{00g} > 0 \quad (35)$$

in Brader’s study implies $A*B[G]$. Furthermore, Condition 7 for the equivalence of $A*B[G]$ and $A*B \mid G$ takes the form $Y \perp\!\!\!\perp \sigma_G \mid (A, B, G, \sigma_{AB})$, which holds in Figure 1. It follows that, in Brader’s study, evidence in favour of (35) (or of the corresponding excess risk condition, if appropriate) will support the hypothesis of an interaction between the direct effects of A and B on Y unmediated by G . \square

Example 3 Consider the class of problems described by Figure 1, and take all variables to be observed, with A, B and Y binary. Consider the question whether the effects of A and B interact mechanistically within a stratum $M = m, G = g$ of the population. This question can be addressed on the basis of the data in this example. To see this consider that, with the choices $W \equiv (G, M) \equiv C$ and $U \equiv \emptyset$, the causal conditions for the identifiability of $A*B[M, G]$, are satisfied. This is because, with those choices, Condition 4 becomes vacuous, Condition 5 does not apply because A and B are binary, and Condition 3 takes the form $Y \perp\!\!\!\perp \sigma_{AB} \mid (A, B, G, M)$, which follows from Figure 1. We conclude that, whenever the remaining (structural and uniform positivity) conditions for identifiability hold, the presence of superadditivity in a $(M = m, G = g)$ stratum of the population,

$$R_{11mg} - R_{01mg} - R_{10mg} + R_{00mg} > 0, \quad (36)$$

implies $A*B[M, G]$ in this example.

Furthermore, Condition 7 for the equivalence of $A*B[M, G]$ and $A*B \mid (M, G)$ takes the form $Y \perp\!\!\!\perp (\sigma_M, \sigma_G) \mid (A, B, G, M, \sigma_{AB})$, which follows from Figure 1.

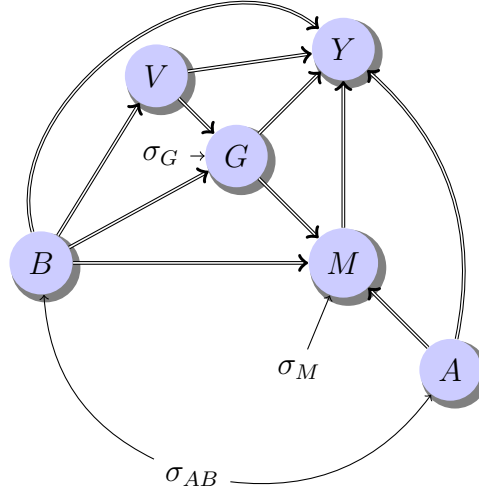


Figure 2: Influence diagram for Example 4.

Hence, in this example, evidence of superadditivity in the sense of (36) (or of excess risk, if appropriate) will corroborate the hypothesis of a direct effects interaction between the effects of A and B on Y , unmediated by (M, G) : $A * B \mid (M, G)$. However in the more general case where A or B are non-binary, it will not be possible to ignore causal condition 5, which is in fact violated in this example. \square

Example 4 Consider the class of problems described by the influence diagram of Figure 2. Take the variable V , which is a putative common direct influence on G and Y , but not a direct influence on M , to be unobserved. Let all other variables in the diagram be observed, with A, B and Y binary. Consider the question

whether the total effects of A and B interact mechanistically. This question can be addressed on the basis of the data in this example. To see this, consider that, with the choice $W \equiv \emptyset$, the causal conditions for the identifiability of $A * B$, are satisfied. This is because with that choice Condition 4 becomes vacuous, Condition 5 does not apply since A and B are binary, and Condition 3 in this case takes the form $Y \perp\!\!\!\perp \sigma_{AB} \mid (A, B)$, which follows from the graph in Figure 2. We conclude that, whenever the remaining (structural and uniform positivity) conditions for identifiability hold, the presence of superadditivity in the sense of

$$R_{11} - R_{01} - R_{10} + R_{00} > 0,$$

or of excess risk if appropriate, implies $A * B$ in this example. Now consider the question whether the effects of A and B interact mechanistically in a specific stratum $M = m, G = g$ of the population. This question can be addressed on the basis of the data in this example. To see this, consider that, with the choices $W \equiv C \equiv (M, G)$ and $U \equiv \emptyset$, the causal conditions for the identifiability of $A * B [M, G]$, are satisfied. This is because, with those choices, Condition 4 becomes vacuous and Condition 5 can be dropped on the grounds that A and B are binary, while Condition 3 takes the form $Y \perp\!\!\!\perp \sigma_{AB} \mid (M, G, A, B)$, which holds in the graph. We conclude that, whenever the remaining (structural and uniform positivity) conditions for identifiability hold, the presence of superadditivity in the sense of

$$R_{11mg} - R_{01mg} - R_{10mg} + R_{00mg} > 0, \quad (37)$$

or of excess risk if appropriate, implies $A * B [M, G]$ in this example.

Next consider the question whether the direct effects of A and B on Y , unmediated by M , interact mechanistically in a stratum $G = g$ of the population. This question can be addressed on the basis of the data in this example. This is because Condition 7 for the equivalence of the interaction $A * B [M, G]$ (which we have proved testable in this example) and $A * B \mid M[G]$ takes the form $Y \perp\!\!\!\perp \sigma_M \mid (A, B, M, G, \sigma_{AB})$, which follows from the graph in Figure 2. We conclude that a test of the superadditivity condition (37) will test the hypothesis that the direct effects of A and B on Y , unmediated by M , interact mechanistically in a stratum $G = g$ of the population. The result of the test will, in general, depend on the chosen values for m and g . \square

Example 5 Consider the class of problems described by the influence diagram of Figure 3, and take all the variables in this diagram to be observed. In this example, the $\sigma_{AB} \rightarrow G$ arrow indicates that the probability distribution of G may depend on whether the values of A and B are generated observationally or interventionally.

The question whether the total effects of A and B interact mechanistically, in the sense of $A * B$, cannot be addressed on the basis of the data in this example, the reason being that Condition 3 for this interaction to be identifiable takes the form $Y \perp\!\!\!\perp \sigma_{AB} \mid (A, B)$, which does not hold in this case. The culprit here is the $\sigma_{AB} \rightarrow G$ arrow.

But consider the question whether the effects of A and B interact in a specific stratum $G = g$ of the population. This question can be addressed on the basis

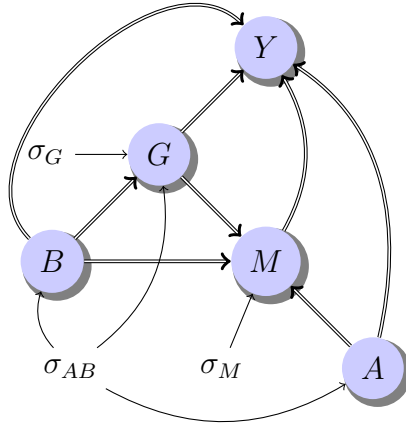


Figure 3: Causal diagram for Example 5

of the data in this example. To see this, consider that, with the choices $W \equiv G \equiv C$ and $U \equiv \emptyset$ the causal conditions for the identifiability of $A * B [G]$, are satisfied. This is because, with those choices, Condition 4 becomes vacuous and the remaining causal conditions take the forms $Y \perp\!\!\!\perp \sigma_{AB} \mid (G, A, B)$ and $A \perp\!\!\!\perp B \mid (G, \sigma_{AB})$, both of which hold in the graph. We conclude that, whenever the remaining (structural and uniform positivity) conditions for identifiability hold, the presence of superadditivity in the sense of

$$R_{11g} - R_{01g} - R_{10g} + R_{00g} > 0, \quad (38)$$

or of excess risk if appropriate, implies $A * B [G]$ in this example.

Next consider the question whether the direct effects of A and B on Y , unmediated by G , interact mechanistically. This question can be addressed on the basis of the data in this example. This is because Condition 7 for the equivalence of the interaction $A * B [G]$ (which we have proved testable in this example) and $A * B \mid G$ takes the form $Y \perp\!\!\!\perp \sigma_G \mid (A, B, G, \sigma_{AB})$, which follows from the graph in Figure 2. We conclude that a test of the superadditivity condition (38) will test the hypothesis that the direct effects of A and B on Y , unmediated by G , interact mechanistically. \square

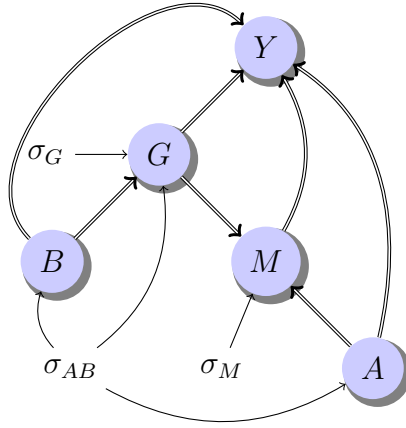


Figure 4: Causal diagram for Example 6

Example 6 Finally consider the class of problems described by the influence diagram of Figure 4, and take all the variables in this diagram to be observed.

Consider the question whether the effects of A and B interact in a specific stratum $M = m, G = g$ of the population. This question can be addressed on the basis of the data in this example. To see this, consider that, with the choices $W \equiv C \equiv (M, G)$ and $U \equiv \emptyset$, the causal conditions for the identifiability of $A * B[M, G]$, are satisfied. This is because, with those choices, Condition 4 becomes vacuous and the remaining causal conditions take the forms $Y \perp\!\!\!\perp \sigma_{AB} \mid (A, B, M, G)$ and $A \perp\!\!\!\perp B \mid (M, G, \sigma_{AB})$, both of which hold in the graph of Figure 4. We conclude that, whenever the remaining (structural and uniform positivity) conditions for identifiability hold, the presence of superadditivity in the sense of

$$R_{11mg} - R_{01mg} - R_{10mg} + R_{00mg} > 0,$$

or of excess risk if appropriate, implies $A * B[M, G]$ in this example.

Next consider the question whether the direct effects of A and B on Y , unmediated by M or G , interact mechanistically. This question can be addressed on the basis of the data in this example. This is because Condition 7 for the equivalence of the interaction $A * B[M, G]$ (which we have proved testable in this example) and $A * B \mid (M, G)$ takes the form $Y \perp\!\!\!\perp (\sigma_G, \sigma_M) \mid (A, B, G, M, \sigma_{AB})$, which follows from the graph in Figure 4. \square

7 Causality and agency

Some of the above examples raise some issues of the interpretation of “causality” in our approach. According to our description so far, that concept has been closely tied to the possibility of making external interventions to set values for the “causal variables” A and B . This conception is in line with philosophical “agency” theories of causality, Price [1991], Hausman [1998], Woodward [2003], which regard causes as handles for manipulating effects. However, such an anthropocentric manipulationist view is unnecessarily restrictive, and can hamper application of causal inference to numerous scientific disciplines that demand a more general notion of cause, not tied simply to what human agents can do.

In the first two examples above, while the variable $A =$ “stated ethnicity” was manipulable (and was manipulated), we can not reasonably regard the variable $B =$ “age of participant” as manipulable. We might however conceive of being able to observe an individual at various points of her life, and be interested in the way in which her age then might make a difference to her psychological response to certain media framing techniques. Psychologists have knowledge, theories and hypotheses about the role of age in the response process. They can, for example, make informed guesses about - and explain on the basis of psychological theories - the different outcome we might have observed had the individual been younger or older than he is (*e.g.*, “young people tend to react with less anxiety”). Specific psychological mechanisms and reactions are associated with young age. We should not give up looking into them simply because the age variable falls outside the standard manipulability theory of causation.

As another example, in epidemiology it is often appropriate to consider, as a cause of a disease, a variable such as genotype, whose manipulation by human beings is not practically possible; and application of mechanistic interaction tests to investigations of epistasis or pharmacogenomics will require a broader conception of “intervention” than the agency approach typically supplies. Recent discussions of the topic [Woodward, 2013] have loosened the strict confines of the manipulationist theory, regarding as an “intervention” any appropriate (in a sense that has to be made clear) exogenous causal process, without any necessary connection with human action.

8 Related work

A recent paper by VanderWeele and Robins [2012] (hereafter VR) tackles mechanistic interaction via stochastic (rather than deterministic) potential outcomes (POs). In the standard PO formulation, the value that Y would take in individual ω in response to an intervention that sets (A, B) to values (a, b) is regarded as a potential outcome, $Y_{ab}(\omega)$. Potential outcomes are fixed for each particular individual even before the treatment is applied, and unaffected by the particular regime in which the values of A and B are set. VR relax this by allowing each individual ω to be characterized by a *stochastic* potential outcome, $Y_{ab}(\omega)$, that varies in the individual according to a Bernoulli distribution with the expected value fixed by the intervention and by random circumstances, although these latter are assumed not to be affected by the treatment. Because of the latter constraint, it is not clear whether VR’s approach, as currently formulated, copes with situations where a stochastic mediator of the effect of (A, B) on Y introduces intervention-dependent random variation¹.

Ramsahai [2013] gives a fully probabilistic account of mechanistic interaction, which boasts aspects of greater generality relative to ours, including freedom from monotonicity assumptions about the effects of A and B . There are also aspects of lesser generality: no attempt is made in Ramsahai’s paper to examine the implications of the presence of continuous causal factors. It is therefore appropriate to proceed by comparing Ramsahai’s method and ours in the special case where A and B are binary variables, with $(a, a', b, b') \equiv (1, 0, 1, 0)$. In this special case, our condition for presence of mechanistic interaction, as expressed by (16), specializes to

$$\frac{\pi_w(1, 1)}{\pi_w(0, 1)} < \frac{\pi_w(1, 0)}{\pi_w(0, 0)}. \quad (39)$$

¹We also note that in Rubin’s standard PO formulation there is a value of the response for each individual and possible intervention, and such value is constant across all possible regimes, in the sense that it is not affected by the way the values of A and B are generated. In VR’s approach, the response has its expected value fixed by the particular individual, set of random circumstances and intervention. But conditional on this expected value, is the realized value of the response assumed to vary across regimes? In other words, is the observationally detected response identical to what I would have observed had I fixed the same treatment by intervention? And, if the answer to the above question is negative, are the regime-specific versions of the response assumed independent? We feel that the question matters to the very purpose of carrying inferences from the observational to other regimes. These considerations are related to certain ambiguities of counterfactual-based formulations of causality [Dawid, 2000]

As seen in §3.3, under Condition 2, Equation (39) implies strictly positive monotonicity of the effects of A and B upon Y , as expressed by the inequalities

$$\pi_w(1, 1) < \pi_w(1, 0), \quad (40)$$

$$\pi_w(1, 1) < \pi_w(0, 1). \quad (41)$$

In our approach, these inequalities are consistent with, but not sufficient for, the presence of mechanistic interaction. In fact, consistently with our concluding remarks of § 3.1, inequalities (40)–(41) do not imply (39). By contrast, in Ramsahai’s approach, those inequalities are taken to define mechanistic interaction for binary variables. Hence Ramsahai’s definition of mechanistic interaction is weaker than ours. The more exacting nature of our definition of mechanistic interaction, combined with allowance for continuity, explains the stronger assumptions required in our approach compared to those of Ramsahai.

To elucidate the differences between the approaches, suppose that, in the bowling example, A (the first player’s ball size) takes value 0 (the player has no ball to throw) or 1 (the player throws a ball). Interpret B analogously. It then seems reasonable, on the basis of physics and common sense, to assume that inequalities (40)–(41) hold in this example. In Ramsahai’s formulation, this is sufficient to conclude in favour of mechanistic interaction between the effects of the throws of the two players, even before looking into the data, and even if the two players act independently. This appears to clash with our psychological notion of synergism. By contrast, in our formulation, in order to conclude in favour of mechanistic interaction, conditions (40)–(41) are not sufficient because they do not contradict the intuitive idea of independent throws expressed by (6).

To conclude, we note that our approach uses statistics (excess risk and superadditivity) which are often testable at negligible computational cost in prospective studies, and (approximately and under assumptions) also in retrospective studies. By contrast, attention needs to be paid to the computational feasibility of Ramsahai’s approach.

9 Discussion

Mechanistic interaction has often been tackled within a potential outcome framework [Rubin, 1974] or within an equivalent formulation of causality. We have discussed possible limitations of this approach. We have also discussed limitations of

current approaches to mechanistic interaction which reject the potential outcome formulation in favour of the standard probability formalism. Motivated by the limitations of the previous approaches, we have proposed a novel definition of the causal notion of mechanistic interaction, and presented sufficient conditions for its identification from observational data. Because these conditions are expressed in terms of conditional independence, they hold irrespective of particular parametric or distributional assumptions about the problem variables. A further advantage of our conditional independence formulation of the identifiability conditions is that these can be straightforwardly checked on a causal diagram of the problem, when this is available. The use of causal diagrams for the mentioned purposes has been extensively illustrated.

Our theory provides conditions for testing for mechanistic interaction in (real or hypothetical) situations in which an intervention is exerted on variables (even post-treatment ones) different from the main factors A and B of interest. We have discussed the connection between this and the idea of mechanistic interaction between effects that flow along specific paths in a causal diagram representation of the problem.

Importantly, our method does not require the assumption that Y depends on its causal influences in a functional way. By relaxing such an assumption, our method gains applicability in a much wider range of situations, and confers more leeway on the researcher in the choice of the conditioning variables in the test.

Once the conditions for a test of the mechanistic interaction of interest have been found valid, the actual test involves simple (and well known) excess risk or super-additivity statistics. These tests are valid under prospective sampling and (under assumptions) retrospective sampling. In the latter case, a key assumption is that the response event of interest is rare under any possible configuration of the causal factors. In the context of retrospective case-control studies in epidemiology, this is the well-known rare disease assumption that typically motivates this kind of studies.

Finally, our approach embraces the very large class of applications where the main causal factors, A and B , are only available as a discretized version of the fundamental variables, no longer available in their original continuous form.

Various possible enhancements of the method are envisaged, one of these being the extension of the theory to embrace higher-order mechanistic interactions. Equally important will be the application of the method in a variety of situations

and disciplines, from genetic epidemiology (*e.g.*, in the identification of gene-environment interactions) to experimental psychology. We hope that the proposed method will help researchers better to identify from data analysis small sets of interactions underlying mechanisms of scientific interest.

10 Acknowledgments

Carlo Berzuini was partially supported by the FP7-305280 MIMOmics European Collaborative Project, as part of the HEALTH-2012- INNOVATION scheme.

References

- Luisa Bernardinelli, Carlo Berzuini, Luisa Foco, and Roberta Pastorino. *Ion Channels as a Possible Mechanism of Neurodegeneration in Multiple Sclerosis*, pages 208–217. John Wiley and Sons, Ltd, 2012. ISBN 9781119945710. doi: 10.1002/9781119945710.ch15.
- Carlo Berzuini and A. Philip Dawid. Deep determinism and the assessment of mechanistic interaction. *Biostatistics*, 14:502–513, 2013.
- R. G. Cowell, A. P. Dawid, S. L. Lauritzen, and D. J. Spiegelhalter. *Probabilistic Networks and Expert Systems*. Springer, 1999.
- A. P. Dawid. Conditional independence in statistical theory. *Journal of the Royal Statistical Society, Series B*, 41:1–31, 1979.
- A. P. Dawid. Causal inference without counterfactuals. *Journal of the American Statistical Association*, 95(450):407–424, 2000.
- A. P. Dawid. Influence diagrams for causal modelling and inference. *International Statistical Review*, 70:161–189, 2002.
- D. Geiger, T. Verma, and J. Pearl. Identifying independence in Bayesian networks. *Networks*, 20(5):507–534, 1990.
- S. Greenland and C. Poole. Invariants and noninvariants in the concept of interdependent effects. *Scandinavian Journal of Work, Environment and Health*, 14: 125–129, 1988.

- Daniel Hausman. *Causal Asymmetries*. Cambridge University Press, Cambridge, 1998.
- Kosuke Imai, Dustin Tingley, and Teppei Yamamoto. Experimental designs for identifying causal mechanisms (with Discussion). *Journal of the Royal Statistical Society, Series A*, 176:5–51, 2013.
- S. L. Lauritzen, A. P. Dawid, B. N. Larsen, and H. G. Leimer. Independence properties of directed Markov fields. *Networks*, 20(5):491–505, 1990.
- J. F. Lemmer and D. E. Gossink. Recursive noisy or - a rule for estimating complex probabilistic interactions. *Trans. Sys. Man Cyber. Part B*, 34(6):2252–2261, December 2004. ISSN 1083-4419. doi: 10.1109/TSMCB.2004.834424.
- J. Pearl. *Probabilistic Reasoning in Intelligent Systems: Networks of Plausible Inference*. Morgan Kaufmann, 1988.
- Judea Pearl. Direct and indirect effects. In *Proceedings of the 17th Conference on Uncertainty in Artificial Intelligence*, pages 411–420, San Francisco, CA, 2005. Morgan Kaufmann.
- Huw Price. Agency and probabilistic causality. *British Journal for the Philosophy of Science*, 42:157–176, 1991.
- Roland R. Ramsahai. Probabilistic causality and detecting collections of interdependence patterns. *Journal of the Royal Statistical Society, Series B*, 75(4): 705–723, 2013. ISSN 1467-9868. doi: 10.1111/rssb.12006.
- J. Robins and S. Greenland. Identifiability and exchangeability for direct and indirect effects. *Epidemiology*, 3:143–155, 1992.
- K. J. Rothman. Causes. *American Journal of Epidemiology*, 104:587–592, 1976.
- K. J. Rothman and S. Greenland. *Modern Epidemiology*. Philadelphia: Lippincott-Raven, 1998.
- D. B. Rubin. Estimating causal effects of treatments in randomized and nonrandomized studies. *Journal of Educational Psychology*, 66:688–701, 1974.
- A. Skrondal. Interaction as departure from additivity in case-control studies: A cautionary note. *American Journal of Epidemiology*, 158:251–258, 2003.

- Nicholas A. Valentino, Elizabeth Suhay, and Ted Brader. What triggers public opposition to immigration?: Anxiety, group cues, and immigration threat. *American Journal of Political Science*, 52(4):959–978, 2008.
- T. J. VanderWeele. Sufficient cause interactions and statistical interactions. *Epidemiology*, 20:6–13, 2009.
- T. J. VanderWeele. Epistatic interactions. *Statistical Applications in Genetics and Molecular Biology*, 1:1–22, 2010a.
- T. J. VanderWeele. Sufficient cause interactions for categorical and ordinal exposures with three levels. *Biometrika*, 97(3):647–659, 2010b.
- T. J. VanderWeele. Empirical tests for compositional epistasis. *Nature Reviews Genetics*, 11:166, 2011.
- T. J. VanderWeele and N. M. Laird. Tests for compositional epistasis under single interaction-parameter models. *Annals of Human Genetics, Special Issue on Epistasis*, 75:146–156, 2011.
- T. J. VanderWeele and J. M. Robins. Empirical and counterfactual conditions for sufficient cause interactions. *Biometrika*, 95(1):49–61, 2008.
- T. J. VanderWeele and J. M. Robins. Minimal sufficient causation and directed acyclic graphs. *Annals of Statistics*, 37(3):1437–1465, 2009.
- T. J. VanderWeele and J. M. Robins. Stochastic counterfactuals and sufficient causes. *Statistica Sinica*, 22:379–392, 2012.
- T. J. VanderWeele, Y Chen, and H. Ahsan. Inference for causal interactions for continuous exposures under dichotomization. *Biometrics*, 67:1414–1421, 2011.
- James Woodward. *Making Things Happen: A Theory of Causal Explanation*. Oxford University Press, Oxford, 2003.
- James Woodward. *Causation and Manipulability*. Stanford, 2013.
- Adam Zagorecki and Marek Druzdzel. An empirical study of probability elicitation under noisy-or assumption. In Valerie Barr and Zdrawko Markov, editors, *Proceedings of the 17th International Florida Artificial Intelligence Research Society Conference (FLAIRS 2004)*, pages 880–885. AAAI Press, 2004.