

Elliptic flow of heavy-flavour decay electrons in Pb-Pb collision at $\sqrt{s_{\text{NN}}} = 2.76$ TeV with ALICE

Andrea Dubla for the ALICE Collaboration

Department of Physics, Utrecht University, Princetonplein 5, 3584 CC Utrecht, The Netherlands

E-mail: andrea.dubla@cern.ch

Abstract. We present the elliptic flow v_2 of electrons from the semi-leptonic decays of heavy-flavour hadrons at mid-rapidity for semi-central (20-40% centrality) Pb-Pb collisions at $\sqrt{s_{\text{NN}}} = 2.76$ TeV measured with the ALICE detector. A positive v_2 is observed at low p_{T} in semi-central collisions. Comparisons with previous measurements obtained at lower collision energy at RHIC in Au-Au collisions at $\sqrt{s_{\text{NN}}} = 0.2$ TeV and with theoretical models are also presented.

1. Introduction

Heavy-quarks, i.e. charm and beauty, are mainly produced in hard scattering processes in the early stages of high energy nucleus-nucleus collisions and they experience the full evolution of the medium formed in such collisions, the Quark-Gluon Plasma (QGP). Therefore, heavy-flavour hadrons are well suited probes to investigate the properties of the medium. Due to their large masses, charm and beauty quarks are expected to lose less energy than light quarks and gluons when traversing the medium due to the dead-cone effect [1] and also to have a longer relaxation time [2]. In this contribution we present the measurement of elliptic flow v_2 of electrons from the semi-leptonic decays of heavy-flavour hadrons in semi-central (20-40% centrality) Pb-Pb collisions at $\sqrt{s_{\text{NN}}} = 2.76$ TeV with ALICE. The elliptic flow is the second Fourier coefficient of the azimuthal distribution of particle momenta in the transverse plane with respect to the reaction plane. At low p_{T} , the v_2 of the electrons from heavy-flavour hadron decays is sensitive to the degree of thermalization of charm and beauty quarks in the deconfined medium. At higher p_{T} , the measurement of v_2 carries information on the path length dependence of in-medium parton energy loss. The analysis was carried out with different methods that have different sensitivity to non-flow contributions, namely event plane [3], scalar product [4] and Q-Cumulants [5]. We compare the experimental result to several theoretical models and with measurements from Au-Au collisions at $\sqrt{s_{\text{NN}}} = 0.2$ TeV at RHIC [7].

2. Data analysis

The data analyzed were recorded with the ALICE detector [8] during the 2010 and 2011 LHC runs with Pb-Pb collisions at $\sqrt{s_{\text{NN}}} = 2.76$ TeV. The VZERO detector provides the MB trigger, centrality determination, which is used online to enhance the sample of central and semi-central events, and event plane determination. In addition to the sample from the semi-central trigger (8×10^6 events in the centrality range 20-40%), a sample of 1.3×10^6 events in 20-40% centrality

triggered by the Electro-Magnetic Calorimeter (EMCal) is used. Electron candidates are selected and identified using different approaches. In the low p_T region ($p_T < 6$ GeV/ c) information from the TPC (Time Projection Chamber) and the TOF (Time Of Flight) detectors is used, while the EMCal contributes to electron identification for $1.5 < p_T < 13$ GeV/ c . Particle identification in the TPC is based on the measurement of the specific energy loss dE/dx in the detector gas, while in the TOF the charged particles are separated via the measurement of their time of flight from the interaction point to the detector. Electron identification in the EMCal is based on the measurement of the E/p ratio, where E is the energy of the EMCal cluster that was matched to the prolongation of the track with momentum p reconstructed in the TPC and ITS detectors. Electrons deposit their total energy in the EMCal and due to their small mass the E/p ratio should be equal to unity.

The sample of identified electron candidates is mainly composed of two distinct sources: electrons from the semi-leptonic decays of hadrons containing a charm or beauty quark, and photonic electrons, originating mainly from Dalitz decays of π^0 and η mesons and from photon conversion. In order to extract the heavy-flavour signal, the background contributions have to be subtracted from the inclusive electron spectra and v_2 . In this analysis this task is accomplished using two different methods. In the first method a cocktail of electron spectra from background sources is calculated using a Monte Carlo event generator of hadron decays [6]. In the second method the electron background is reconstructed using the invariant mass method. The latter makes use of the fact that an electron from a photonic source is always accompanied by a positron, forming an electron-positron pair with small invariant mass. In the current analysis pairs with a mass below 70 MeV/ c^2 are tagged as photonic.

The heavy-flavour electron v_2^{HFe} was then obtained as:

$$v_2^{\text{HFe}} = \frac{(1 + R_{\text{SB}})v_2^e - v_2^{\gamma e}}{R_{\text{SB}}} \quad (1)$$

where v_2^e is the inclusive electron v_2 , $(1 + R_{\text{SB}})$ is the ratio of inclusive electrons to the estimated background electrons and $v_2^{\gamma e}$ is the v_2 coefficient for the background sources estimated from the cocktail. The $(1 + R_{\text{SB}})$ was estimated with both methods, cocktail and invariant mass method as a function of p_T . The ratio of the p_T spectra comparing the two different methods is shown in in Fig. 1¹ and a good agreement is observed within statistical and systematic uncertainties. The $v_2^{\gamma e}$ estimated for the background with the cocktail is reported in Fig. 2.

3. Results and conclusions

The transverse momentum dependence of v_2 of heavy-flavour decay electrons is shown in Fig. 3¹ for the different methods used in the analysis, which are found to be consistent within the uncertainties. We observe positive v_2 at low p_T in semi-central collisions. The positive v_2 has a contribution from heavy-quark collective flow at low p_T and may be due to the path-length dependence of the energy loss mechanism. In Fig. 4 the experimental results are compared with measurements by PHENIX in Au-Au collisions at RHIC at $\sqrt{s_{\text{NN}}} = 0.2$ TeV [7] and with various transport model calculations. The v_2 measured at the LHC is similar in magnitude to that measured by PHENIX at lower collision energy. The model calculations shown in Fig. 4 incorporate parton transport based on the Boltzmann approach that includes the coupling of the quarks with an expanding medium via collisional and radiative processes (BAMPS) [9]; heavy-quarks transport with in-medium resonance scattering and coalescence (Rapp et. al) [10]; and heavy-quarks transport (Langevin equation) with collisional energy loss (POWLANG) [11].

¹ Fig. 1 and Fig. 3 are updated versions of the plots shown in the conference. The v_2 results in the transverse momentum intervals $8 < p_T < 10$ GeV/ c and $10 < p_T < 13$ GeV/ c were added for the second order cumulants and for the scalar product methods.

The BAMPS calculation is in good agreement with the v_2 measurement while the calculations by Rapp et al. and POWLANG underestimate the v_2 .

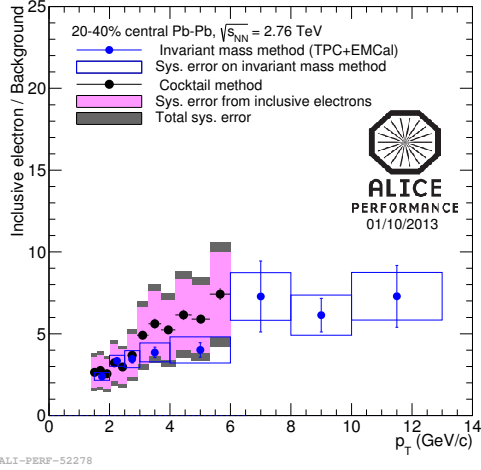


Figure 1. Inclusive over background electron ratio estimated with the cocktail method (black marker) and with the invariant mass method (blue marker).

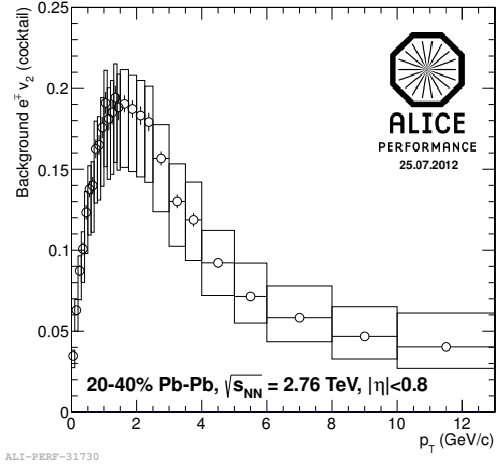


Figure 2. Background electron v_2 estimated with the cocktail method for Pb-Pb collisions in the 20-40% centrality range.

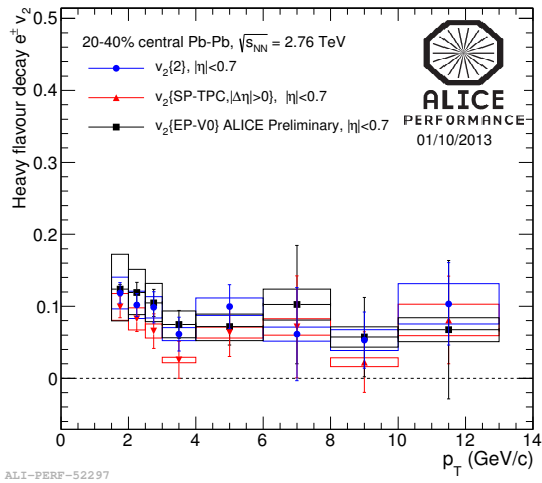


Figure 3. Comparison of heavy flavor decay electron v_2 extracted with the second order cumulants (blue marker), scalar product (red marker) and event plane (black marker) methods.

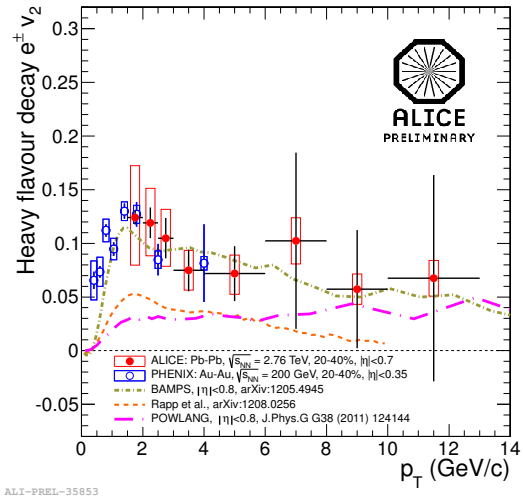


Figure 4. Heavy-flavour decay electrons v_2 measured with the event plane method in 20-40% Pb-Pb collisions at $\sqrt{s_{NN}} = 2.76$ TeV (red marker) compared to different models specific for LHC and with PHENIX results in Au-Au collisions at $\sqrt{s_{NN}} = 0.2$ TeV (blue marker).

4. References

- [1] Dokshitzer Y L and Kharzeev D E arXiv:hep-ph/0106202

- [2] Moore G D and Teaney D *Phys. Rev. C* **71** (2005) 064904
- [3] Poskanzer A M and Voloshin S A *Phys. Rev. C* **58**, 1671
- [4] C. Adler et al. [STAR Coll.] *Phys. Rev. C* **66**, 03 4904 (2002)
- [5] Bilandzic A, Snellings R, Voloshin S arxiv.org/abs/1010.0233
- [6] B. Abelev et al. [ALICE Coll.] [arXiv:1205.5423](https://arxiv.org/abs/1205.5423)
- [7] A. Adare et al. [PHENIX Coll.] *Phys. Rev. C* **84**, 04 4905 (2011)
- [8] K. Aamodt et al. [ALICE Coll.] *JINST* **3**, 2008
- [9] Uphoff J, Fochler O, Xu Z and Greiner C [arXiv:1205.4945](https://arxiv.org/abs/1205.4945)
- [10] He M, Fries R J and Rapp R [arXiv:1106.6006v1](https://arxiv.org/abs/1106.6006v1)
- [11] Monteno M et al. *J. Phys. G* **38** 124144