

# Asymptotically Exact, Embarrassingly Parallel MCMC

WILLIE NEISWANGER\*, CHONG WANG<sup>†</sup>, AND ERIC XING<sup>‡</sup>

*Machine Learning Department, Carnegie Mellon University*

**ABSTRACT.** Communication costs, resulting from synchronization requirements during learning, can greatly slow down many parallel machine learning algorithms. In this paper, we present a parallel Markov chain Monte Carlo (MCMC) algorithm in which subsets of data are processed independently, with very little communication. First, we arbitrarily partition data onto multiple machines. Then, on each machine, any classical MCMC method (e.g., Gibbs sampling) may be used to draw samples from a posterior distribution given the data subset. Finally, the samples from each machine are combined to form samples from the full posterior. This embarrassingly parallel algorithm effectively allows each machine to act independently on a subset of the data (without communication) until the final combination stage. We prove that our algorithm generates asymptotically exact samples and empirically demonstrate its effectiveness on several large-scale synthetic and real datasets.

## 1. INTRODUCTION

Markov chain Monte Carlo (MCMC) methods are popular tools for performing approximate Bayesian inference via posterior sampling. One major benefit of these techniques is that they guarantee asymptotic recovery of the exact posterior distribution as the number of posterior samples grows. While accurate in the long-run, MCMC methods may take a prohibitively long time, since for  $N$  data points, most methods must perform  $O(N)$  operations to draw a sample. Furthermore, MCMC methods might require a large number of “burn-in” steps before beginning to generate representative samples. Another issue is that, for many big data applications, it is necessary to store and process data on multiple machines. A straightforward parallelization of the MCMC algorithm would permit each machine to work on a subset of the data and exchange information at each iteration to draw samples. This, however, requires a significant amount of communication for synchronization, and can greatly slow down the overall performance. Several recent works in this direction [1, 8, 5, 15, 12] explore various ways to relax the synchronization requirement and (some) still maintain theoretical guarantees. Different from these approaches, we focus on *redesigning* the MCMC algorithm so that it does not need synchronization across different machines.

To this end, we present a parallel MCMC algorithm that requires very little communication but still maintains a theoretical guarantee of asymptotic correctness. First, we partition the data onto multiple machines, and then perform MCMC sampling on each using only the subset of data on that machine (in parallel, without any communication). We refer to these initial samples as *subposterior samples*. Finally, we combine the subposterior samples to algorithmically construct samples from the full-data posterior. Overall, we aim for an *embarrassingly parallel* algorithm, which means that the individual machines must draw samples completely independently, without communicating. This algorithm is particularly suitable for the MapReduce framework. Ideally, the total computation time would be roughly equal to the time needed to draw a single set of

---

\*willie@cs.cmu.edu, <sup>†</sup>chongw@cs.cmu.edu, <sup>‡</sup>epxing@cs.cmu.edu  
Last revised November 25, 2021.

subposterior samples and drawing the subposterior samples would allow any type of sampling (such as preexisting MCMC software packages and algorithms) to be directly used.

Past work in parallel, communication-free MCMC has involved duplicating the full data onto each machine and running parallel, duplicate Markov chains [17, 9, 11]. These methods, however, require the full data to be used by each chain, and cannot reduce the time taken for burn-in without allowing communication between machines. These works do not directly aim to tackle our goal of embarrassingly parallel sampling when only a subset of the data is used by each chain. Another major difference is that on each machine, in our method, we sample from a modified posterior distribution (the so called “subposterior”); this is what allows the data to be partitioned and for each machine to proceed independently of the others. We argue that sampling from a subposterior often allows for quicker convergence to a stationary distribution in MCMC (i.e. faster mixing with less time required for burn-in), as each step can be taken in a fraction of the time needed for each step in the full-data Markov chain.

To summarize, we present a parallel MCMC method with the following advantages: (1) the data can be partitioned arbitrarily, (2) each sampler/machine can make steps (i.e. draw samples and mix) quickly because each only uses a subset of the data, (3) subposterior sampling is performed in an embarrassingly parallel manner without communication between machines (the only communication needed is the final combination of samples), (4) one can use any type of posterior sampling method (including preexisting MCMC packages) on each machine and (5) our method guarantees asymptotic correctness of the true posterior.

## 2. EMBARRASSINGLY PARALLEL MCMC

The basic idea behind our method is to partition a set of  $N$  i.i.d. data points  $x^N = (x_1, \dots, x_N)$  into  $M$  subsets, sample from the *subposterior*—the posterior given a data subset with an underweighted prior—in parallel, and then use the resulting samples to quickly form samples from the full-data posterior  $p(\theta|x^N)$ , where

$$p(\theta|x^N) \propto p(\theta)p(x^N|\theta) = p(\theta) \prod_{i=1}^N p(x_i|\theta).$$

More formally, the procedure is:

- (1) Partition data  $x^N$  into  $M$  subsets  $\{x^{n_1}, \dots, x^{n_M}\}$ .
- (2) For  $m = 1, \dots, M$  (in parallel):
  - (a) Sample from the subposterior  $p_m$ , where

$$p_m(\theta) \propto p(\theta)^{\frac{1}{M}} p(x^{n_m}|\theta). \tag{2.1}$$

- (3) Combine the subposterior samples to produce samples from an estimate of the subposterior density product  $p_1 \cdots p_M$ , which is proportional to the full-data posterior, i.e.  $p_1 \cdots p_M(\theta) \propto p(\theta|x^N)$ .

We want to emphasize that we do not need to iterate over these steps and the combination stage (step 3) is the only step that requires communication between machines. Also note that sampling from each subposterior (step 2) can typically be done in the same way as one would sample from the full-data posterior. For example, when using the Metropolis-Hastings algorithm, one would compute the likelihood ratio as  $\frac{p(\theta^*)^{\frac{1}{M}} p(x^{n_m}|\theta^*)}{p(\theta)^{\frac{1}{M}} p(x^{n_m}|\theta)}$  instead of  $\frac{p(\theta^*)p(x^N|\theta^*)}{p(\theta)p(x^N|\theta)}$ , where  $\theta^*$  is the proposed move. In the next section, we show how the combination stage (step 3) is carried out to generate samples from the full-data posterior using the subposterior samples.

### 3. COMBINING SUBPOSTERIOR SAMPLES

We now describe how to use the subposterior samples to generate samples from the full data posterior  $p(\theta|x^N)$  (step 3). Our general idea is to combine the subposterior samples in such a way that we are implicitly sampling from an estimate of the subposterior density product function  $\widehat{p_1 \cdots p_M}(\theta)$ . If our density product estimator is consistent, then we can show that we are drawing asymptotically exact samples from the full posterior. Further, we can explicitly analyze how quickly the distribution from which we are drawing samples is converging to the true posterior by studying the estimator error rate.

In the following three sections we present procedures that yield samples from different estimates of the density product. Our first example is based on a simple parametric estimator motivated by the Bernstein-von Mises theorem [10]; this procedure generates approximate (asymptotically biased) samples from the full posterior. Our second example is based on a nonparametric estimator, and produces asymptotically exact samples from the full-data posterior. Our third example is based on a semiparametric estimator, which combines beneficial aspects from the previous two estimators while also generating asymptotically exact samples.

#### 3.1. Approximate posterior sampling with a parametric estimator

The first method for forming samples from the full posterior given subposterior samples involves using an approximation based on the Bernstein-von Mises (Bayesian central limit) theorem, an important result in Bayesian asymptotic theory. Assuming that a unique, true data-generating model exists and is denoted  $\theta_0$ , this theorem states that the posterior tends to a normal distribution concentrated around  $\theta_0$  as the number of observations grows. In particular, under suitable regularity conditions, the posterior  $P(\theta|x^N)$  is well approximated by  $\mathcal{N}(\theta_0, I_N^{-1})$  (where  $I_N$  is the fisher information of the data) when  $N$  is large [10]. Since we aim to perform posterior sampling when the number of observations is large, a normal parametric form often serves as a good posterior approximation. A similar approximation was used in [2] in order to facilitate fast, approximately correct sampling. We therefore estimate each subposterior density with  $\widehat{p}_m(\theta) = \mathcal{N}(\theta|\widehat{\mu}_m, \widehat{\Sigma}_m)$  where  $\widehat{\mu}_m$  and  $\widehat{\Sigma}_m$  are the sample mean and covariance, respectively, of the subposterior samples. The product of the  $M$  subposterior densities will be proportional to a Gaussian pdf, and our estimate of the density product function  $p_1 \cdots p_M(\theta) \propto p(\theta|x^N)$  is

$$\widehat{p_1 \cdots p_M}(\theta) = \widehat{p}_1 \cdots \widehat{p}_M(\theta) \propto \mathcal{N}\left(\theta|\widehat{\mu}_M, \widehat{\Sigma}_M\right),$$

where the parameters of this distribution are

$$\widehat{\Sigma}_M = \left( \sum_{m=1}^M \widehat{\Sigma}_m^{-1} \right)^{-1} \quad (3.1)$$

$$\widehat{\mu}_M = \widehat{\Sigma}_M \left( \sum_{m=1}^M \widehat{\Sigma}_m^{-1} \widehat{\mu}_m \right). \quad (3.2)$$

These parameters can be computed quickly and, if desired, online (as new subposterior samples arrive). Additionally, efficient, common methods can be used to draw samples from this parametric density product estimate.

#### 3.2. Asymptotically exact posterior sampling with nonparametric density product estimation

In the previous method we made a parametric assumption based on the Bernstein-von Mises theorem, which allows us to generate approximate samples from the full posterior. Although this parametric estimate has quick convergence, it may generate asymptotically biased samples,

especially in cases where the posterior is particularly non-Gaussian. In this section, we develop a procedure that implicitly samples from the product of nonparametric density estimates, which allows us to produce asymptotically exact samples from the full posterior. By constructing a consistent density product estimator from which we can generate samples, we ensure that the distribution from which we are sampling converges to the full posterior. We first define our nonparametric density product estimator, describe how we sample from an estimate, and then analyze the estimator in Section 4.

Given  $T$  samples<sup>1</sup>  $\{\theta_t\}_{t=1}^T$  from a subposterior  $p_m$ , we can write the kernel density estimator  $\hat{p}_m(\theta)$  as,

$$\begin{aligned}\hat{p}_m(\theta) &= \frac{1}{T} \sum_{t=1}^T \frac{1}{h^d} K\left(\frac{\|\theta - \theta_t\|}{h}\right) \\ &= \frac{1}{T} \sum_{t=1}^T \frac{1}{h^d} \mathcal{N}(\theta | \theta_t, hI_d),\end{aligned}$$

where we have used a Gaussian kernel with bandwidth parameter  $h$ . After we have obtained the kernel density estimator  $\hat{p}_m(\theta)$  for  $M$  subposteriors, we define our nonparametric density product estimator for the full posterior as

$$\begin{aligned}\widehat{p_1 \cdots p_M}(\theta) &= \hat{p}_1 \cdots \hat{p}_M(\theta) \\ &= \frac{1}{T^M} \sum_{t_1=1}^T \cdots \sum_{t_M=1}^T \prod_{m=1}^M \frac{1}{h^d} \mathcal{N}(\theta | \theta_{t_m}^m, hI_d) \\ &\propto \sum_{t_1=1}^T \cdots \sum_{t_M=1}^T w_{t\cdot} \mathcal{N}\left(\theta | \bar{\theta}_{t\cdot}, \frac{h}{M} I_d\right).\end{aligned}\tag{3.3}$$

This estimate is the probability density function (pdf) of a mixture of  $T^M$  Gaussians with *unnormalized* mixture weights  $w_{t\cdot}$ . Here, we use  $t\cdot = \{t_1, \dots, t_M\}$  to denote the set of indices for the  $M$  samples  $\{\theta_{t_1}^1, \dots, \theta_{t_M}^M\}$  (each from one machine) associated with a given mixture component, and let

$$\bar{\theta}_{t\cdot} = \frac{1}{M} \sum_{m=1}^M \theta_{t_m}^m \tag{3.4}$$

$$w_{t\cdot} = \prod_{m=1}^M \mathcal{N}(\theta_{t_m}^m | \bar{\theta}_{t\cdot}, hI_d). \tag{3.5}$$

Although there are  $T^M$  possible mixture components, we can efficiently generate samples from this mixture by first sampling a mixture component (based on its unnormalized component weight  $w_{t\cdot}$ ) and then sampling from this (Gaussian) component. In order to sample mixture components, we use an independent Metropolis within Gibbs (IMG) sampler. This is a form of MCMC, where at each step in the Markov chain, a single dimension of the current state is proposed (i.e. sampled) independently of its current value (while keeping the other dimensions fixed) and then is accepted or rejected. In our case, at each step, a new mixture component is proposed by redrawing one of the  $M$  current sample indices  $t_m \in t\cdot$  associated with the component uniformly and then accepting or rejecting the resulting proposed component based on its mixture weight. We give the IMG algorithm that combines subposterior samples to

---

<sup>1</sup>For ease of description, we assume each machine generates the same number of  $T$  samples. In practice, they do not have to be the same.

generate samples from the nonparametric density product estimate in Algorithm 1.<sup>2</sup> In certain

---

**Algorithm 1** Asymptotically Exact Sampling via Nonparametric Density Product Estimation

---

**Input:** Subposterior samples,  
 $\{\theta_{t_1}^1\}_{t_1=1}^T \sim p_1(\theta), \dots, \{\theta_{t_M}^M\}_{t_M=1}^T \sim p_M(\theta).$   
**Output:** Posterior samples (asymptotically, as  $T \rightarrow \infty$ ),  
 $\{\theta_i\}_{i=1}^T \sim p_1 \cdots p_M(\theta) \propto p(\theta|x^N).$

- 1: Set  $h \leftarrow 1$ .
- 2: Draw  $t \cdot = \{t_1, \dots, t_M\} \stackrel{\text{iid}}{\sim} \text{Unif}(\{1, \dots, T\})$ .
- 3: Set  $c \leftarrow t \cdot$ .
- 4: Draw  $\theta_1 \sim \mathcal{N}(\bar{\theta}_t, \frac{h}{M} I_d)$ .
- 5: **for**  $i = 2$  **to**  $T$  **do**
- 6:   **for**  $m = 1$  **to**  $M$  **do**
- 7:     Set  $t \cdot \leftarrow c \cdot$ .
- 8:     Draw  $t_m \sim \text{Unif}(\{1, \dots, T\})$ .
- 9:     Set  $h \leftarrow i^{-1/(4+d)}$ .
- 10:    Draw  $u \sim \text{Unif}([0, 1])$ .
- 11:    **if**  $u < w_{t \cdot} / w_{c \cdot}$  **then**
- 12:      Draw  $\theta_t \sim \mathcal{N}(\bar{\theta}_{t \cdot}, \frac{h}{M} I_d)$ .
- 13:      Set  $c \leftarrow t \cdot$ .
- 14:    **else**
- 15:      Draw  $\theta_t \sim \mathcal{N}(\bar{\theta}_{c \cdot}, \frac{h}{M} I_d)$ .
- 16:    **end if**
- 17:   **end for**
- 18: **end for**

---

situations, Algorithm 1 may have a low acceptance rate and therefore may mix slowly. One way to remedy this is to perform the IMG combination algorithm multiple times, by first applying it to groups of  $\tilde{M} < M$  subposteriors and then applying the algorithm again to the output samples from each initial application. For example, in the extreme, one could begin by applying the algorithm to all  $\frac{M}{2}$  pairs (leaving one subposterior alone if  $M$  is odd), then repeating this process—forming pairs and applying the combination algorithm to pairs only—until there is only one set of samples remaining, which are samples from the density product estimate.

### 3.3. Asymptotically exact posterior sampling with semiparametric density product estimation

Our first example made use of a parametric estimator, which has quick convergence, but may be asymptotically biased, while our second example made use of a nonparametric estimator, which is asymptotically exact, but may converge slowly when the number of dimensions is large. In this example, we implicitly sample from a semiparametric density product estimate, which allows us to leverage the fact that the full posterior has a near-Gaussian form when the number of observations is large, while still providing an asymptotically unbiased estimate of the posterior density, as the number of subposterior samples  $T \rightarrow \infty$ .

We make use of a semiparametric density estimator for  $p_m$  that consists of the product of a parametric estimator  $\hat{f}_m(\theta)$  (in our case  $\mathcal{N}(\theta|\hat{\mu}_m, \hat{\Sigma}_m)$  as above) and a nonparametric estimator  $\hat{r}(\theta)$  of the correction function  $r(\theta) = p_m(\theta)/\hat{f}_m(\theta)$  [4]. This estimator gives a near-Gaussian

---

<sup>2</sup>Again for simplicity, we assume that we generate  $T$  samples to represent the full posterior, where  $T$  is the number of subposterior samples from each machine.

estimate when the number of samples is small, and converges to the true density as the number of samples grows. Given  $T$  samples  $\{\theta_t\}_{t=1}^T$  from a subposterior  $p_m$ , we can write the estimator as

$$\begin{aligned}\widehat{p}_m(\theta) &= \widehat{f}_m(\theta) \widehat{r}(\theta) = \frac{1}{T} \sum_{t=1}^T \frac{1}{h^d} K\left(\frac{\|\theta - \theta_t\|}{h}\right) \frac{\widehat{f}_m(\theta)}{\widehat{f}_m(\theta_t)} \\ &= \frac{1}{T} \sum_{t=1}^T \frac{\mathcal{N}(\theta|\theta_t, hI_d) \mathcal{N}(\theta|\widehat{\mu}_m, \widehat{\Sigma}_m)}{h^d \mathcal{N}(\theta_t|\widehat{\mu}_m, \widehat{\Sigma}_m)},\end{aligned}$$

where we have used a Gaussian kernel with bandwidth parameter  $h$  for the nonparametric component of this estimator. Therefore, given  $T$  samples  $\{\theta_{t_m}^m\}_{t_m=1}^T$  from each subposterior  $p_m$  ( $m = 1, \dots, M$ ), we define our semiparametric density product estimator to be

$$\begin{aligned}\widehat{p_1 \cdots p_M}(\theta) &= \widehat{p}_1 \cdots \widehat{p}_M(\theta) \\ &= \frac{1}{T^M} \sum_{t_1=1}^T \cdots \sum_{t_M=1}^T \prod_{m=1}^M \frac{\mathcal{N}(\theta|\theta_{t_m}^m, hI_d) \mathcal{N}(\theta|\widehat{\mu}_m, \widehat{\Sigma}_m)}{h^d \mathcal{N}(\theta_{t_m}^m|\widehat{\mu}_m, \widehat{\Sigma}_m)} \\ &\propto \sum_{t_1=1}^T \cdots \sum_{t_M=1}^T W_{t.} \mathcal{N}(\theta|\mu_{t.}, \Sigma_{t.}).\end{aligned}$$

This estimate is proportional to the pdf of a mixture of  $T^M$  Gaussians with unnormalized mixture weights  $W_{t.}$ ,

$$W_{t.} = \frac{w_{t.} \mathcal{N}(\bar{\theta}_{t.}|\widehat{\mu}_M, \widehat{\Sigma}_M + \frac{h}{M}I_d)}{\prod_{m=1}^M \mathcal{N}(\theta_{t_m}^m|\widehat{\mu}_m, \widehat{\Sigma}_m)},$$

where  $\bar{\theta}_{t.}$  and  $w_{t.}$  are given in Eqs. 3.4 and 3.5. We can write the parameters of a given mixture component  $\mathcal{N}(\theta|\mu_{t.}, \Sigma_{t.})$  as

$$\begin{aligned}\Sigma_{t.} &= \left(\frac{M}{h}I_d + \widehat{\Sigma}_M^{-1}\right)^{-1}, \\ \mu_{t.} &= \Sigma_{t.} \left(\frac{M}{h}I_d \bar{\theta}_{t.} + \widehat{\Sigma}_M^{-1} \widehat{\mu}_M\right),\end{aligned}$$

where  $\mu_M$  and  $\Sigma_M$  are given by Eq. 3.1 and 3.2. We can sample from this semiparametric estimate using the IMG procedure outlined in Algorithm 1, replacing the component weights  $w_{t.}$  with  $W_{t.}$  and the component parameters  $\bar{\theta}_{t.}$  and  $\frac{h}{M}I_d$  with  $\mu_{t.}$  and  $\Sigma_{t.}$ .

We also have a second semiparametric procedure that may give higher acceptance rates in the IMG algorithm. We follow the above semiparametric procedure, where each component is a normal distribution with parameters  $\mu_{t.}$  and  $\Sigma_{t.}$ , but we use the nonparametric component weights  $w_{t.}$  instead of  $W_{t.}$ . This procedure is also asymptotically exact, since the semiparametric component parameters  $\mu_{t.}$  and  $\Sigma_{t.}$  approach the nonparametric component parameters  $\bar{\theta}_{t.}$  and  $\frac{h}{M}I_d$  as  $h \rightarrow 0$ , and thus this procedure tends to the nonparametric procedure given in Algorithm 1.

#### 4. THEORETICAL RESULTS

Our second and third procedures aim to draw asymptotically exact samples by sampling from (fully or partially) nonparametric estimates of the density product. We prove the asymptotic correctness of our estimators, and bound their rate of convergence. This will ensure that we are generating asymptotically correct samples from the full posterior as the number of samples  $T$  from each subposterior grows.

#### 4.1. Density product estimate convergence and risk analysis

To prove (mean-square) consistency of our estimator, we give a bound on the mean-squared error (MSE), and show that it tends to zero as we increase the number of samples drawn from each subposterior. To prove this, we first bound the bias and variance of the estimator. The following proofs make use of similar bounds on the bias and variance of the nonparametric and semiparametric density estimators, and therefore the theory applies to both the nonparametric and semiparametric density product estimators.

Throughout this analysis, we assume that we have  $T$  samples  $\{\theta_{t_m}^m\}_{t_m=1}^T \subset \mathcal{X} \subset \mathbb{R}^d$  from each subposterior ( $m = 1, \dots, M$ ), and that  $h \in \mathbb{R}_+$  denotes the bandwidth of the nonparametric density product estimator (which is annealed to zero as  $T \rightarrow \infty$  in Algorithm 1). Let Hölder class  $\Sigma(\beta, L)$  on  $\mathcal{X}$  be defined as the set of all  $\ell = \lfloor \beta \rfloor$  times differentiable functions  $f : \mathcal{X} \rightarrow \mathbb{R}$  whose derivative  $f^{(\ell)}$  satisfies

$$|f^{(\ell)}(\theta) - f^{(\ell)}(\theta')| \leq L |\theta - \theta'|^{\beta-\ell} \quad \text{for all } \theta, \theta' \in \mathcal{X}.$$

We also define the class of densities  $\mathcal{P}(\beta, L)$  to be

$$\mathcal{P}(\beta, L) = \left\{ p \in \Sigma(\beta, L) \mid p \geq 0, \int p(\theta) d\theta = 1 \right\}.$$

We also assume that all subposterior densities  $p_m$  are bounded, i.e. that there exists some  $b > 0$  such that  $p_m(\theta) \leq b$  for all  $\theta \in \mathbb{R}^d$  and  $m \in \{1, \dots, M\}$ .

First, we bound the bias of our estimator. This shows that the bias tends to zero as the bandwidth shrinks.

**Lemma 4.1.** *The bias of the estimator  $\widehat{p_1 \cdots p_M}(\theta)$  satisfies*

$$\sup_{p_1, \dots, p_M \in \mathcal{P}(\beta, L)} |\mathbb{E} [\widehat{p_1 \cdots p_M}(\theta)] - p_1 \cdots p_M(\theta)| \leq \sum_{m=1}^M c_m h^{m\beta}$$

for some  $c_1, \dots, c_M > 0$ .

*Proof.* For all  $p_1, \dots, p_M \in \mathcal{P}(\beta, L)$ ,

$$\begin{aligned} |\mathbb{E} [\widehat{p_1 \cdots p_M}] - p_1 \cdots p_M| &= |\mathbb{E} [\widehat{p_1} \cdots \widehat{p_M}] - p_1 \cdots p_M| \\ &= |\mathbb{E} [\widehat{p_1}] \cdots \mathbb{E} [\widehat{p_M}] - p_1 \cdots p_M| \\ &\leq |(p_1 + \tilde{c}_1 h^\beta) \cdots (p_M + \tilde{c}_M h^\beta) - p_1 \cdots p_M| \\ &\leq |c_1 h^\beta + \dots + c_M h^{M\beta}| \\ &\leq |c_1 h^\beta| + \dots + |c_M h^{M\beta}| \\ &= \sum_{m=1}^M c_m h^{m\beta} \end{aligned}$$

where we have used the fact that  $|\mathbb{E} [\widehat{p_m}] - p| \leq \tilde{c}_m h^\beta$  for some  $\tilde{c}_m > 0$ .  $\square$

Next, we bound the variance of our estimator. This shows that the variance tends to zero as the number of samples grows large and the bandwidth shrinks.

**Lemma 4.2.** *The variance of the estimator  $\widehat{p_1 \cdots p_M}(\theta)$  satisfies*

$$\sup_{p_1, \dots, p_M \in \mathcal{P}(\beta, L)} \mathbb{V} [\widehat{p_1 \cdots p_M}(\theta)] \leq \sum_{m=1}^M \binom{M}{m} \frac{c_m}{T^m h^{dm}}$$

for some  $c_1, \dots, c_M > 0$  and  $0 < h \leq 1$ .

*Proof.* For all  $p_1, \dots, p_M \in \mathcal{P}(\beta, L)$ ,

$$\begin{aligned} \mathbb{V}[\widehat{p_1 \cdots p_M}] &= \mathbb{E}[\widehat{p_1^2}] \cdots \mathbb{E}[\widehat{p_M^2}] - \mathbb{E}[\widehat{p_1}]^2 \cdots \mathbb{E}[\widehat{p_M}]^2 \\ &= \left( \prod_{m=1}^M \mathbb{V}[\widehat{p_m}] + \mathbb{E}[\widehat{p_m}]^2 \right) - \left( \prod_{m=1}^M \mathbb{E}[\widehat{p_m}]^2 \right) \\ &\leq \sum_{m=0}^{M-1} \binom{M}{m} \frac{\tilde{c}^m c^{M-m}}{T^{M-m} h^{d(M-m)}} \\ &\leq \sum_{m=1}^M \binom{M}{m} \frac{c_m}{T^m h^{dm}} \end{aligned}$$

where we have used the facts that  $\mathbb{V}[\widehat{p_m}] \leq \frac{c}{T h^d}$  for some  $c > 0$  and  $\mathbb{E}[\widehat{p_m}]^2 \leq \tilde{c}$  for some  $\tilde{c} > 0$ .  $\square$

Finally, we use the bias and variance bounds to bound the MSE, which shows that our estimator is consistent.

**Theorem 4.3.** *If  $h \asymp T^{-1/(2\beta+d)}$ , the mean-squared error of the estimator  $\widehat{p_1 \cdots p_M}(\theta)$  satisfies*

$$\sup_{p_1, \dots, p_M \in \mathcal{P}(\beta, L)} \mathbb{E} \left[ \int ( \widehat{p_1 \cdots p_M}(\theta) - p_1 \cdots p_M(\theta) )^2 d\theta \right] \leq \frac{c}{T^{2\beta/(2\beta+d)}}$$

for some  $c > 0$  and  $0 < h \leq 1$ .

*Proof.* For all  $p_1, \dots, p_M \in \mathcal{P}(\beta, L)$ , using the fact that the mean-squared error is equal to the variance plus the bias squared, we have that

$$\begin{aligned} \mathbb{E} \left[ \int ( \widehat{p_1 \cdots p_M}(\theta) - p_1 \cdots p_M(\theta) )^2 d\theta \right] &\leq \left( \sum_{m=1}^M c_m h^{m\beta} \right)^2 + \sum_{m=1}^M \binom{M}{m} \frac{\tilde{c}_m}{T^m h^{dm}} \\ &\leq k T^{-2\beta/(2\beta+d)} + \frac{\tilde{k}}{T^{1-d(2\beta+d)}} \quad (\text{for some } k, \tilde{k} > 0) \\ &\leq \frac{c}{T^{2\beta/(2\beta+d)}} \end{aligned}$$

for some  $c_1, \dots, c_M > 0$  and  $\tilde{c}_1, \dots, \tilde{c}_M > 0$ .  $\square$

## 5. RELATED WORK

In [16, 2, 13], the authors develop a way to sample approximately from a posterior distribution when only a small randomized mini-batch of data is used at each step. In [7], the authors used a hypothesis test to decide whether to accept or reject proposals using a small set of data (adaptively) as opposed to the exact Metropolis-Hastings rule. This reduces the amount of time required to compute the acceptance ratio. Since all of these algorithms are still sequential, they can be directly used in our algorithm to generate subposterior samples to further speed up the entire sampling process.

Another line of related work involves several MCMC algorithms designed for specific models, such as for topic models [15, 12] and nonparametric mixture models [18]. These approaches still require synchronization to be correct (or approximately correct), while ours aims for more general model settings and does not need synchronization until the final combination stage.

Consensus Monte Carlo [14] is perhaps the most relevant work to ours. In this algorithm, data is also portioned into different machines and MCMC is performed independently on each machine. Thus, it roughly has the same time complexity as our algorithm. However, the prior



is not explicitly reweighed during sampling as we do in Eq 2.1, and final samples for the full posterior are generated by averaging subposterior samples. This is one of our experimental baselines. We find that this algorithm can be viewed as a relaxation of our nonparametric, asymptotically exact sampling procedure, where samples are generated from an evenly weighted mixture (instead of each component having weight  $w_t$ .) and where each sample is set to  $\hat{\theta}_t$ , instead of being drawn from  $\mathcal{N}(\hat{\theta}_t, \frac{h}{M}I_d)$ .

## 6. EMPIRICAL STUDY

In the following sections, we demonstrate empirically that our method allows for quicker, MCMC-based estimation of a posterior distribution, and that our consistent-estimator-based procedures yield asymptotically exact results. We show our method on a few Bayesian models using both synthetic and real data. In each experiment, we compare the following strategies for parallel, communication-free sampling:<sup>3</sup>

- **Single chain full-data posterior samples (regularChain)**—Typical, single-chain MCMC for sampling from the full-data posterior.
- **Parametric subposterior density product estimate (parametric)**—For  $M$  sets of subposterior samples, the combination yielding samples from the parametric density product estimate.
- **Nonparametric subposterior density product estimate (nonparametric)**—For  $M$  sets of subposterior samples, the combination yielding samples from the nonparametric density product estimate.
- **Semiparametric subposterior density product estimate (semiparametric)**—For  $M$  sets of subposterior samples, the combination yielding samples from the semiparametric density product estimate.
- **Subposterior sample average (subpostAvg)**—For  $M$  sets of subposterior samples, the average of  $M$  samples consisting of one sample taken from each subposterior.
- **Subposterior sample pooling (subpostPool)**—For  $M$  sets of subposterior samples, the union of all sets of samples.
- **Duplicate chains full-data posterior sample pooling (duplicateChainsPool)**—For  $M$  sets of samples from the full-data posterior, the union of all sets of samples.

To assess the performance of our sampling and combination strategies, we run a single full-data chain for a large number of iterations (over 500,000), and consider these samples to represent the “groundtruth” for the true posterior density. The  $L_2$  distance between the groundtruth posterior density  $p$  and a proposed posterior density  $\hat{p}$  is defined as

$$d_2(p, \hat{p}) = \|p - \hat{p}\|_2 = \left( \int (p(\theta) - \hat{p}(\theta))^2 d\theta \right)^{1/2}.$$

As we only have access to samples (for both groundtruth and estimated posteriors), we use an estimate of the  $L_2$  distance using kernel density estimation for each, with bandwidth  $h = T^{-1/(4+d)}$ , where  $d$  is the dimension of the space.

In the following experiments involving timing, to compute the posterior  $L_2$  accuracy at each time point, we collected all samples generated before a given number of seconds, and added the time taken to transfer the samples and combine them using one of the proposed methods. In all experiments and methods, we followed a fixed rule of removing the first  $\frac{1}{6}$  samples for burn-in (which, in the case of combination procedures, was applied to each set of subposterior samples before the combination was performed).

---

<sup>3</sup>We did not directly compare with the algorithms that require synchronization since the setup of these experiments can be rather different. We plan to explore these comparisons in the extended version of this paper.

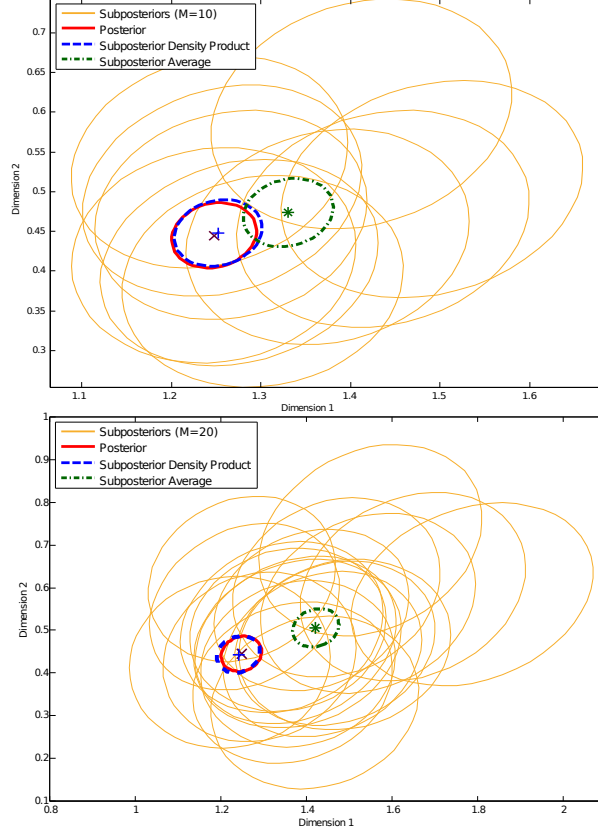


FIGURE 1. Bayesian logistic regression posterior ovals. We show the posterior 90% probability mass ovals for the first 2-dimensional marginal of the posterior, given 100,000 samples from the true posterior, all  $M$  subposteriors, the subposterior density product (via the `parametric` procedure), and the subposterior average (via the `subpostAvg` procedure). We show  $M = 10$  subsets (top figure) and  $M = 20$  subsets (bottom figure). Our approach (subposterior density product) generates samples that are consistent with the true posterior, while the `subpostAvg` produces biased results, which grow in error as  $M$  increases.

Experiments were conducted with a standard cluster system. We obtain subposterior samples by submitting batch jobs to each worker since these jobs are all independent. We then save the results to the disk of each worker and transfer them to the same machine which performs the final combination stage. We can achieve a further speed up by removing the disk-caching step with online updates if desired.

### 6.1. Bayesian Logistic Regression

Bayesian logistic regression is a widely used algorithm for many classification problems. Here we conduct large-scale experiments on both synthetic and real data to demonstrate the speed up of our parallel MCMC algorithm compared with classical MCMC strategies.

**6.1.1. Synthetic data.** Our synthetic dataset contains 50,000 observations in 50 dimensions. To generate the data, we drew each element of the model parameter  $\beta$  and data matrix  $X$  from a standard normal distribution, and then drew each outcome as  $y_i \sim \text{Bernoulli}(\text{logit}^{-1}(X_i\beta))$

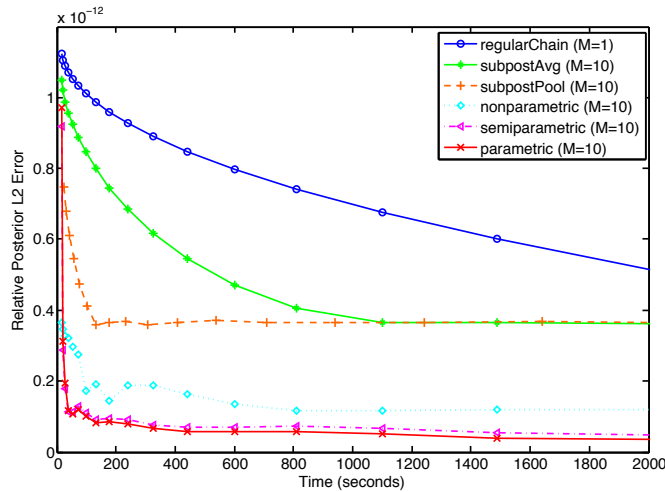


FIGURE 2. Bayesian logistic regression posterior  $L_2$  error vs time results. The three combination strategies proposed in this paper (**parametric**, **nonparametric**, and **semiparametric**) reduce the posterior  $L_2$  error much more quickly than a single full-data Markov chain. We see that the **subpostAvg** and **subpostPool** procedures yield biased results.

(where  $X_i$  denotes the  $i^{th}$  row of  $X$ ). Note that we did not explicitly include the intercept term in our logistic regression model. We use Stan, an automated Hamiltonian Monte Carlo (HMC) software package,<sup>4</sup> to perform sampling for both the true posterior (for groundtruth and comparison methods) and for the subposteriors on each machine. One advantage of Stan is that it is implemented with C++ and uses the No-U-Turn sampler for HMC, which does not require any user-provided parameters [6].

In Figure 1, we illustrate results for logistic regression, showing the subposterior densities, the subposterior density product, the subposterior sample average, and the true posterior density, for the number of subsets  $M$  set to 10 (top) and 20 (bottom). Samples generated by our approach (using the subposterior density product) overlap with the true posterior much better than those generated via a subposterior sample average—simple averaging of samples appears to create systematic biases. Further, the error in averaging appears to increase as  $M$  grows. In Figure 2 we show the posterior  $L_2$  error vs time. As we can see, our approach achieves small  $L_2$  error with less time. A regular full-data chain took a much longer time to converge and simple averaging and pooling of subposterior samples gave biased solutions.

Our embarrassingly parallel sampling method is designed for big data applications where it is advantageous to process subsets of data separately and independently (for example, due to memory, storage, or accessibility constraints). This is in contrast with a common existing method for parallelizing MCMC without communication, which involves duplicating an entire dataset onto multiple machines and running multiple full-data chains. Here, we would like to demonstrate a large advantage of our method: that even though each chain only uses a fraction of the data, we are still able to achieve a significant speed-up over the full-data chains. This is primarily because duplicate chains cannot parallelize burn-in (i.e. each chain must still take some  $n$  steps before generating reasonable samples, and the time taken to reach these  $n$  steps does not decrease as more machines are added). However, in our method, each subposterior sampler can take each step more quickly, effectively allowing us to decrease the time needed for

<sup>4</sup><http://mc-stan.org>

burn-in as we increase  $M$ . We show this empirically in Figure 3, where we plot the posterior  $L_2$  error vs time, and compare with full duplicate chains as  $M$  is increased.

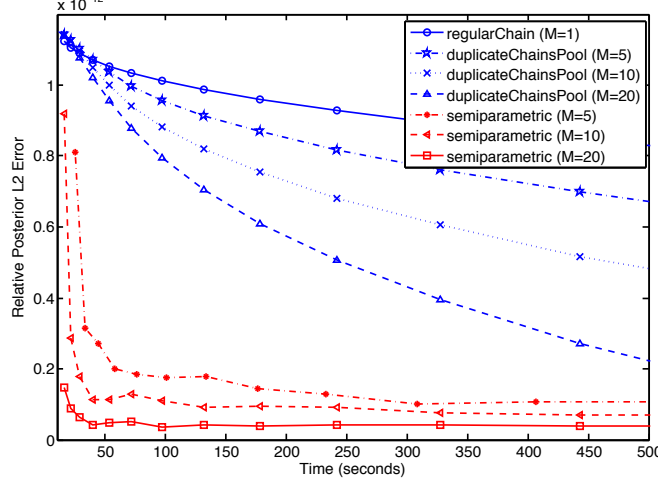


FIGURE 3. Bayesian logistic regression posterior  $L_2$  error vs time results, comparing our method with multiple full-data Markov chains, for different numbers of chains  $M$ . Our method yields much faster convergence to the posterior even though only a fraction of the data is being used by each chain.

6.1.2. *Real-world data.* Here, we took the *covtype* (predicting forest cover types)<sup>5</sup> dataset as a benchmark. The dataset has 581,012 data points in 54 dimensions. Due to the large number of datapoints, a single chain of HMC running on the entire dataset takes a very large amount of time (an average of 15.76 minutes per sample). As we do not have groundtruth for this dataset, we instead show classification accuracy vs time. For a given set of samples, we perform classification using a sample estimate of the posterior predictive distribution for a new label  $y$  with associated datapoint  $x$ , i.e.

$$P(y|x, y^N, x^N) = \int P(y|x, \beta, y^N, x^N) P(\beta|x^N, y^N) \approx \frac{1}{S} \sum_{s=1}^S P(y|x, \beta_s)$$

where  $x^N$  and  $y^N$  denote the  $N$  observations, and  $P(y|x, \beta_s) = \text{Bernoulli}(\text{logit}^{-1}(x^\top \beta_s))$ . Figure 4 shows the results for this classification task. The Parallel methods achieve a higher accuracy much faster than the single-chain MCMC algorithm and the parallel MCMC performs better after burn-in.

## 6.2. Gaussian Mixture Model

In this experiment, we aim to show correct posterior sampling in cases where the full-data posterior, as well as the subposteriors, are multimodal. We will see that the combination procedures that are asymptotically biased suffer greatly in these scenarios. To demonstrate this, we perform sampling in a Gaussian mixture model. For this experiment, we generate 50,000 samples from a ten component mixture of 2-d Gaussians. The resulting posterior is multimodal; this can be seen by the fact that the component labels can be arbitrarily permuted and achieve the same posterior value. In particular, we find after sampling that the posterior

<sup>5</sup><http://www.csie.ntu.edu.tw/~cjlin/libsvmtools/datasets>

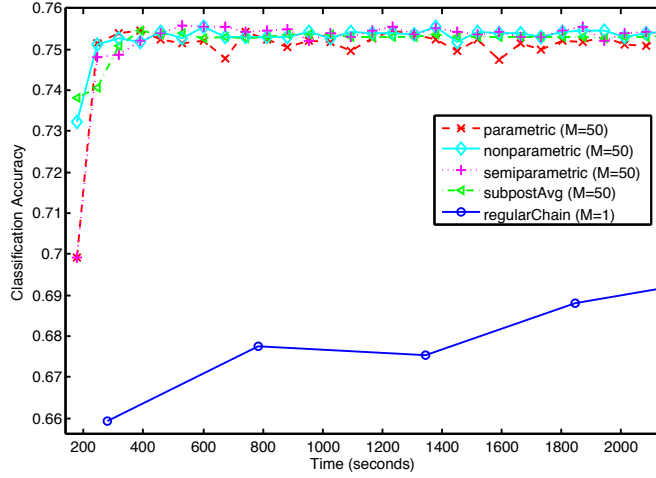


FIGURE 4. Bayesian logistic regression classification accuracy vs time for the task of predicting forest cover type.

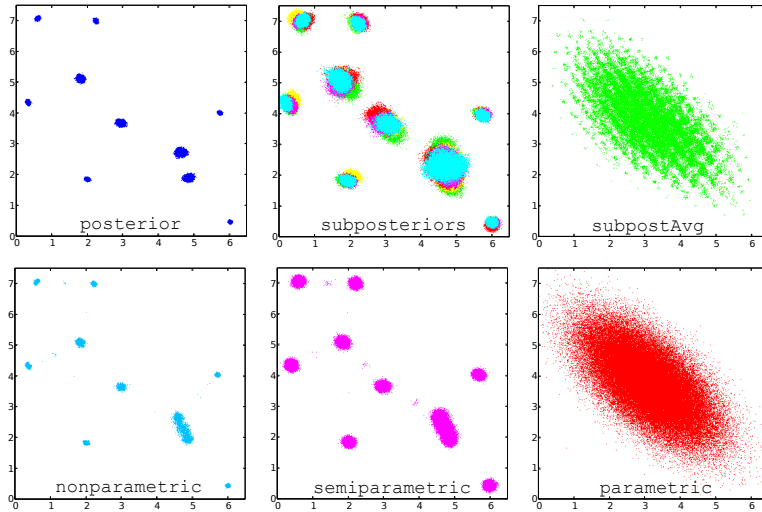
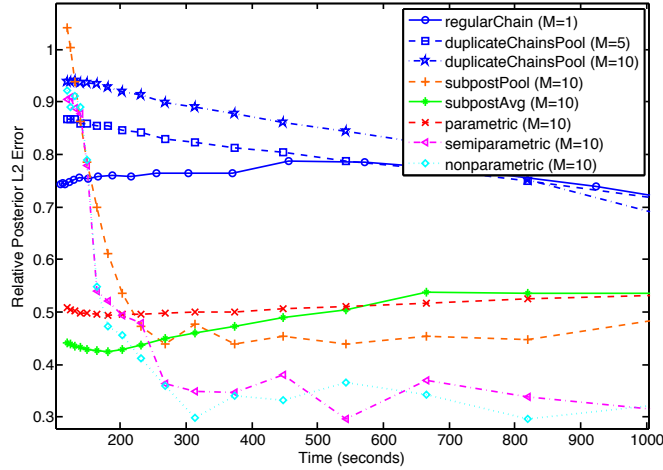


FIGURE 5. Gaussian mixture model posterior samples. We show 100,000 samples for a single 2-d marginal of the posterior (corresponding to the posterior over a single mean parameter) from the true posterior (top left), from all  $M = 5$  subposteriors (top right, where each subposterior is plotted with a different color), from the subposterior average via the `subpostAvg` procedure (middle left), and from the subposterior density product via the `parametric` procedure (middle right), `nonparametric` procedure (bottom left), and `semiparametric` procedure (bottom right).

distribution over each component mean, for example, has ten modes. To sample from this multimodal posterior, we used the Metropolis-Hastings algorithm, where the component labels were permuted before each step (note that the permutation results in a move between two points in the posterior distribution with equal probability).

FIGURE 6. Gaussian mixture model  $L_2$  error vs time results.

In Figure 5 we show results for five splits ( $M = 5$ ), showing samples from the true posterior, overlaid samples from all five subposteriors, results from averaging the subposterior samples, and the results after applying our parametric, nonparametric, and semiparametric subposterior density product combination procedures. In this figure, we show the 2-d marginal of the posterior corresponding to the posterior over a single mean component. We can see that the **subpostAvg** and **parametric** procedures both give biased results, and cannot capture the multi-modality of the posterior. We also measure the  $L_2$  error vs time in this experiment, as shown in Figure 6, and see again that our method yields quick convergence to the posterior.

## 7. DISCUSSION AND FUTURE WORK

In this paper, we present an embarrassingly parallel MCMC algorithm with strong theoretical guarantees. Our experimental results have demonstrated our method’s potential for very fast, asymptotically correct sampling on subsets of data with very little communication between machines. Currently, our algorithm works primarily when the posterior samples are real values and we plan to extend our algorithm to more general settings. For example, we would like to be able to sample from simplex distributions and the kernel density estimator for compositional data [3] seems very promising for this purpose.

## REFERENCES

1. Alekh Agarwal and John C Duchi, *Distributed delayed stochastic optimization*, Decision and Control (CDC), 2012 IEEE 51st Annual Conference on, IEEE, 2012, pp. 5451–5452.
2. Sungjin Ahn, Anoop Korattikara, and Max Welling, *Bayesian posterior sampling via stochastic gradient fisher scoring*, Proceedings of the 29th International Conference on Machine Learning, 2012, pp. 1591–1598.
3. J Aitchison and IJ Lauder, *Kernel density estimation for compositional data*, Applied statistics (1985), 129–137.
4. Nils Lid Hjort and Ingrid K Glad, *Nonparametric density estimation with a parametric start*, The Annals of Statistics (1995), 882–904.
5. Qirong Ho, James Cipar, Henggang Cui, Seunghak Lee, Jin Kyu Kim, Phillip B. Gibbons, Gregory R. Ganger, Garth Gibson, and Eric P. Xing, *More effective distributed ml via a stale synchronous parallel parameter server*, Advances in Neural Information Processing Systems, 2013.
6. Matthew D Hoffman and Andrew Gelman, *The no-u-turn sampler: Adaptively setting path lengths in hamiltonian monte carlo*, arXiv preprint arXiv:1111.4246 (2011).

7. Anoop Korattikara, Yutian Chen, and Max Welling, *Austerity in MCMC land: Cutting the Metropolis-Hastings budget*, arXiv preprint arXiv:1304.5299 (2013).
8. John Langford, Alex J Smola, and Martin Zinkevich, *Slow learners are fast*, Advances in Neural Information Processing Systems, 2009.
9. Kathryn Blackmond Laskey and James W Myers, *Population Markov chain Monte Carlo*, Machine Learning **50** (2003), no. 1-2, 175–196.
10. Lucien Le Cam, *Asymptotic methods in statistical decision theory*, New York (1986).
11. Lawrence Murray, *Distributed Markov chain Monte Carlo*, Proceedings of Neural Information Processing Systems Workshop on Learning on Cores, Clusters and Clouds, vol. 11, 2010.
12. David Newman, Arthur Asuncion, Padhraic Smyth, and Max Welling, *Distributed algorithms for topic models*, The Journal of Machine Learning Research **10** (2009), 1801–1828.
13. Sam Patterson and Yee Whye Teh, *Stochastic gradient riemannian langevin dynamics on the probability simplex*, Advances in Neural Information Processing Systems, 2013.
14. Steven L. Scott, Alexander W. Blocker, and Fernando V. Bonassi, *Bayes and big data: The consensus monte carlo algorithm*, Bayes 250, 2013.
15. Alexander Smola and Shravan Narayanamurthy, *An architecture for parallel topic models*, Proceedings of the VLDB Endowment **3** (2010), no. 1-2, 703–710.
16. Max Welling and Yee W Teh, *Bayesian learning via stochastic gradient Langevin dynamics*, Proceedings of the 28th International Conference on Machine Learning, 2011, pp. 681–688.
17. Darren J Wilkinson, *Parallel Bayesian computation*, Statistics Textbooks and Monographs **184** (2006), 477.
18. Sinead Williamson, Avinava Dubey, and Eric P Xing, *Parallel Markov chain Monte Carlo for nonparametric mixture models*, Proceedings of the 30th International Conference on Machine Learning, 2013, pp. 98–106.