

Quark mass anomalous dimension from the twisted mass Dirac operator spectrum

Krzysztof Cichy*

NIC, DESY, Platanenallee 6,

15738 Zeuthen, Germany

and

Adam Mickiewicz University,

Faculty of Physics, Umultowska 85,

61-614 Poznan, Poland

(Dated: June 7, 2019)

Abstract

We investigate whether it is possible to extract the quark mass anomalous dimension and its scale dependence from the spectrum of the twisted mass Dirac operator in Lattice QCD. The answer to this question appears to be positive, provided that one goes to large enough eigenvalues, sufficiently above the non-perturbative regime. The obtained results are compared to continuum perturbation theory. By analyzing possible sources of systematic effects, we find the domain of applicability of the approach, extending from an energy scale of around 1.5 to 4 GeV. The lower limit is dictated by physics (non-perturbative effects at low energies), while the upper bound is set by the ultraviolet cut-off of present-day lattice simulations. We use gauge field configuration ensembles generated by the European Twisted Mass Collaboration (ETMC) with 2 flavours of dynamical twisted mass quarks, at 4 lattice spacings in the range between around 0.04 and 0.08 fm.

*Electronic address: krzysztof.cichy@desy.de

I. INTRODUCTION

The spectrum of the Dirac operator in Lattice QCD provides very interesting information about several important properties of QCD. In particular, the low modes of the Dirac operator are intimately linked to the chiral condensate, the order parameter of spontaneous chiral symmetry breaking, via the Banks-Casher relation [1]. This relation has recently led Giusti and Lüscher [2] to a new method of extracting the chiral condensate – from the slope of the mode number $\nu(M)$, which counts the number of eigenmodes of the Hermitian Dirac operator $D^\dagger D$ below some threshold value M^2 . The mode number can be very efficiently evaluated using a stochastic method, the so-called spectral projector method. Using this method, we have recently calculated the chiral condensate in the continuum limit, with 2 and 2+1+1 flavours of dynamical twisted mass quarks [3, 4]. A similar study using $N_f = 2$ clover fermions was reported in Ref. [5]. Another way of linking the low Dirac eigenmodes to the chiral condensate is provided by chiral random matrix theory [6–14]. Apart from the link to the chiral condensate, the Dirac spectrum is also related to the topological susceptibility [2, 15–18] and the quark mass anomalous dimension. This has become an important tool for extracting the latter at the infrared (IR) fixed point in conformal field theories [19–29].

The issue of the scale dependence (or running coupling dependence) of quantities like the anomalous dimensions and renormalization constants is most often addressed on the lattice using the Schrödinger functional, combined with step scaling techniques [30, 31] – for applications to the computation of the running quark mass (governed by the quark mass anomalous dimension) see e.g. Refs. [32–40]. However, step scaling methods can also be used to extract the scale dependence of the renormalized quark mass in the RI-MOM scheme – see e.g. Refs. [41–44].

In this paper, we want to investigate whether it is possible to extract the implicit scale dependence of the quark mass anomalous dimension from the spectrum of the Dirac operator in 2-flavour Lattice QCD. In general, any comparison of lattice-extracted quantities with perturbation theory needs the existence of an energy scale window such that this scale μ is:

1. high enough for perturbation theory to be applicable, i.e. μ should be much larger than a typical low energy QCD scale of the order of a few hundred MeV ($\mu \gg \mathcal{O}(\Lambda_{\text{QCD}})$),
2. low enough to avoid large cut-off effects, i.e. $\mu \ll \Lambda_{\text{lat}}$, where Λ_{lat} is the lattice

ultraviolet cut-off (inverse lattice spacing).

The present-day lattice simulations are typically performed with lattice spacings between around 0.05 and 0.15 fm, which corresponds to cut-offs of ca. 1.3 to 4 GeV. This means that the lattice window for establishing contact with perturbation is very narrow and even its very existence is limited to the finer lattice spacings reached nowadays. Our aim is to investigate whether such a window exists for the quark mass anomalous dimension and whether the latter can be accessed with methods of Refs. [19–29].

The paper is organized as follows. In section II, we describe the theoretical principles of the employed method and discuss its potential limitations. Section III presents our analysis strategies and section IV the lattice setup. In section V, we show our results. Section VI concludes. Additional tests are presented in 4 appendices.

II. THEORETICAL PRINCIPLES

A. Spectral density and mode number of the Dirac operator

The scaling of the spectral density of the Dirac operator $\rho(\lambda)$ (where its eigenvalues are denoted by λ) is related to the quark mass anomalous dimension. It can be shown [28] in one-loop perturbation theory that in systems with asymptotic freedom, the following relation holds:

$$\rho(\lambda, g_R^2) = C \lambda^{\frac{4}{1+\gamma_m(g_R^2)}-1}, \quad (1)$$

where C is a normalization constant, g_R is the renormalized coupling and the scheme-independent one-loop quark mass anomalous dimension $\gamma_m(g_R^2)$ depends on the gauge group and the fermion representation. Thus, the above relation holds, in principle, both in chirally-broken and IR-conformal systems that are asymptotically free.

Let us start with a short résumé of the situation in gauge theories with an IR fixed point. Using the properties of these systems, it is possible to show that the scaling of the spectral density of the Dirac operator is related to the scheme-independent mass anomalous dimension at the fixed point [19, 20, 24]. This relation can be written in the following form: [25]

$$\rho(\lambda) = \hat{\rho}_0 \mu^{\frac{4\gamma_m^*}{1+\gamma_m^*}} \lambda^{\frac{3-\gamma_m^*}{1+\gamma_m^*}}, \quad (2)$$

at leading order, where: $\hat{\rho}_0$ – dimensionless constant, μ – renormalization scale, γ_m^* – quark mass anomalous dimension at the IR fixed point. This can be rewritten using the integrated spectral density, i.e. the mode number:

$$\nu_R(M_R) = 2 \int_0^{M_R} d\lambda \rho(\lambda) = \hat{\rho} \mu^{\frac{4\gamma_m^*}{1+\gamma_m^*}} M_R^{\frac{4}{1+\gamma_m^*}}, \quad (3)$$

where $\nu_R(M_R)$ is the renormalized number of eigenmodes of the Hermitian Dirac operator $D^\dagger D$ below some renormalized threshold eigenvalue M_R^2 and $\hat{\rho}$ is a dimensionless constant. It was shown in Ref. [2] that the mode number is renormalization group invariant, i.e. $\nu_R(M_R) = \nu(M)$.

Since the mode number is a quantity easily accessible on the lattice, it is, in principle, possible to use the above formula to extract the quark mass anomalous dimension at the IR fixed point. However, in actual lattice simulations, scale invariance is broken by a non-zero quark mass m , leading to the development of a fermion condensate and a mass gap [20]. The lattice results can then be described within mass-deformed conformal gauge theory. In the presence of a non-zero quark mass, the mode number equation (3) is modified to: [25]

$$\begin{aligned} \nu_R(M_R) &= 2 \int_0^{\sqrt{M_R^2 - m_R^2}} d\lambda \rho(\lambda) = 2 \int_0^{\lambda_{IR}} d\lambda \rho(\lambda) + 2 \int_{\lambda_{IR}}^{\sqrt{M_R^2 - m_R^2}} d\lambda \rho(\lambda) = \\ &\approx \nu_0(m_R) + \hat{\rho} \mu^{\frac{4\gamma_m^*}{1+\gamma_m^*}} M_R^{\frac{4}{1+\gamma_m^*}}, \end{aligned} \quad (4)$$

where m_R denotes the renormalized quark mass and λ_{IR} is some infrared scale below which quark mass effects are relevant. The mass deformation introduces an extra term $\nu_0(m_R)$, dependent solely on the quark mass. Its practical consequence is that the anomalous dimension at the fixed point γ_m^* can not be extracted for too small values of the scale M_R , where effects of the mass deformation can be large. However, one can get control over these effects by including the term $\nu_0(m_R)$ in fits and simulating at more than one light quark mass, to explicitly check its influence.

The situation is somewhat similar in chirally broken systems, like QCD. The infrared behaviour of such systems is very different from theories with an IR fixed point. However, the effects of spontaneous chiral symmetry breaking should be relevant only below some scale Λ_χ . Hence, in addition of being supported by the one-loop general formula (1), one can conjecture that well above this scale, the scaling of the mode number can resemble the one in conformal systems, making Eq. (4) valid. However, since no infrared fixed point

occurs in chirally broken systems, the quark mass anomalous dimension at the IR fixed point γ_m^* is replaced by an anomalous dimension $\gamma_m(M_R)$ dependent on the running coupling (and hence implicitly scale-dependent) and Eq. (4) becomes:

$$\nu_R(M_R) = \nu_0(m_R) + \hat{\rho} \mu^{\frac{4\gamma_m(M_R)}{1+\gamma_m(M_R)}} M_R^{\frac{4}{1+\gamma_m(M_R)}}, \quad (5)$$

for $M_R \gg \Lambda_\chi$. Such an approach was adopted in Ref. [23], where the scale-dependent mass anomalous dimension[70] was extracted for an $SU(3)$ theory with 4 flavours of quarks.

Let us recall here the arguments relating the scaling of the mode number to the quark mass anomalous dimension [23], paying special attention to the differences between IR-conformal and chirally broken systems. As already discussed, this relation can be demonstrated in one-loop perturbation theory (Eq. (1)). However, we are also interested in more general arguments.

We assume that the quark mass is multiplicatively renormalizable:

$$m_R(g_0, \mu) = Z_m(g_0, \mu)m \quad (6)$$

where g_0 is the bare coupling and the mass renormalization constant $Z_m(g_0, \mu)$ is mass-independent (i.e. defined in a mass-independent renormalization scheme). Let us start with the definition of the quark mass anomalous dimension:

$$\gamma_m(g_R(\mu)) = - \left. \frac{d \ln m_R(g_0, \mu)}{d \ln \mu} \right|_{g_0=g_0(g_R(\mu))} \quad (7)$$

where $g_R(\mu)$ is the renormalized coupling and g_0 on the right-hand side is such that it corresponds to the renormalized coupling $g_R(\mu)$ on the left-hand side (this will be implied in the following formulae). For two chosen scales μ_1 and μ_2 , this equation can be rewritten as:

$$m_R(g_0, \mu_2) = m_R(g_0, \mu_1) \exp \left(- \int_{\ln \mu_1}^{\ln \mu_2} \gamma_m(g_R(\mu)) d \ln \mu \right). \quad (8)$$

Close to a renormalization group (RG) fixed point, $\gamma_m(g_R(\mu))$ depends very mildly on μ , i.e. $g_R(\mu_1) \approx g_R(\mu_2)$, and the above equation becomes:

$$m_R(g_0, \mu_2) = m_R(g_0, \mu_1) \left(\frac{\mu_2}{\mu_1} \right)^{-\gamma_m(g_R(\mu_1))}. \quad (9)$$

One can now consider an RG transformation with a scale factor b , i.e. the scale transforms as: $\mu \rightarrow \mu/b$. The bare quark mass scales as: $m \rightarrow m/b$. In the renormalized quark mass,

there is an additional effect, coming from the running of the renormalization constant with the scale. Thus:

$$m_R(g_0, \mu_1) \rightarrow \frac{m_R(g_0, \mu_1)}{b} \frac{Z_m(g_0, \mu_2)}{Z_m(g_0, \mu_1)} = \frac{m_R(g_0, \mu_1)}{b^{1+\gamma_m(g_R(\mu_1))}}, \quad (10)$$

where the equality comes from Eq. (9). The volume transforms as: $V \rightarrow b^4 V$. In analogy to the quark mass anomalous dimension γ_m , one can also define the anomalous dimension of the threshold eigenvalue M via Eq. (7) with the replacement $m \rightarrow M$. By arguments similar to the above, one can then show the scaling relation under an RG transformation to be: $M \rightarrow M/b^{1+\gamma_M}$. Since the threshold M and the twisted quark mass m (we anticipate the use of twisted mass fermions in the following) renormalize with the same renormalization constant [2], they have to run with the same anomalous dimension, i.e. $\gamma_M(g_R) \equiv \gamma_m(g_R)$. In the following, we will use the notation $\gamma_M(M) \equiv \gamma_M(g_R(M))$, since M plays the role of the renormalization scale (see below).

Having shown the above scaling properties in the vicinity of an RG fixed point, we can now relate $\gamma_M(M)$ to the scaling of the spectrum of $D^\dagger D$. In the free theory $\nu(M) \propto VM^4$, while interactions modify this scaling behaviour to $\nu(M) \propto VM^\alpha$, where α is close to 4 if the eigenvalues are large, i.e. correspond to the ultraviolet. The renormalization group invariance of the mode number, proved in Ref. [2], implies: $VM^\alpha = b^4 V (M/b^{1+\gamma_m(M)})^\alpha$ and hence $\alpha = 4/(1 + \gamma_m(M))$. Thus, $\nu(M) \propto M^{4/(1+\gamma_m(M))}$ and the scale-dependent anomalous dimension $\gamma_m(M)$ parametrizes deviations of the mode number scaling from the free-field theory value of 4, in accordance with the perturbation theory formula (1). In this way, we have established the relation of the anomalous dimension $\gamma_m(M)$ to the scaling of the mode number. At this point, it is important to emphasize that this relation is not universally valid and is subject to several conditions restricting its range of applicability. It is therefore essential to discuss these limitations.

First of all, let us reconsider Eq. (8). In general, i.e. if the implicit scale dependence of $\gamma_m(g_R)$ is non-negligible, Eq. (8) can not be written as (9) – it becomes:

$$m_R(g_0, \mu_2) = m_R(g_0, \mu_1) \exp \left(\int_{g_R(\mu_1)}^{g_R(\mu_2)} dg_R \frac{\gamma_m(g_R)}{\beta(g_R)} \right), \quad (11)$$

with the running of the coupling given by the β -function. In this general case, Eq. (10) is modified such that the relation between the scaling exponent α of the mode number and the mass anomalous dimension γ_m receives corrections that make the functional form of

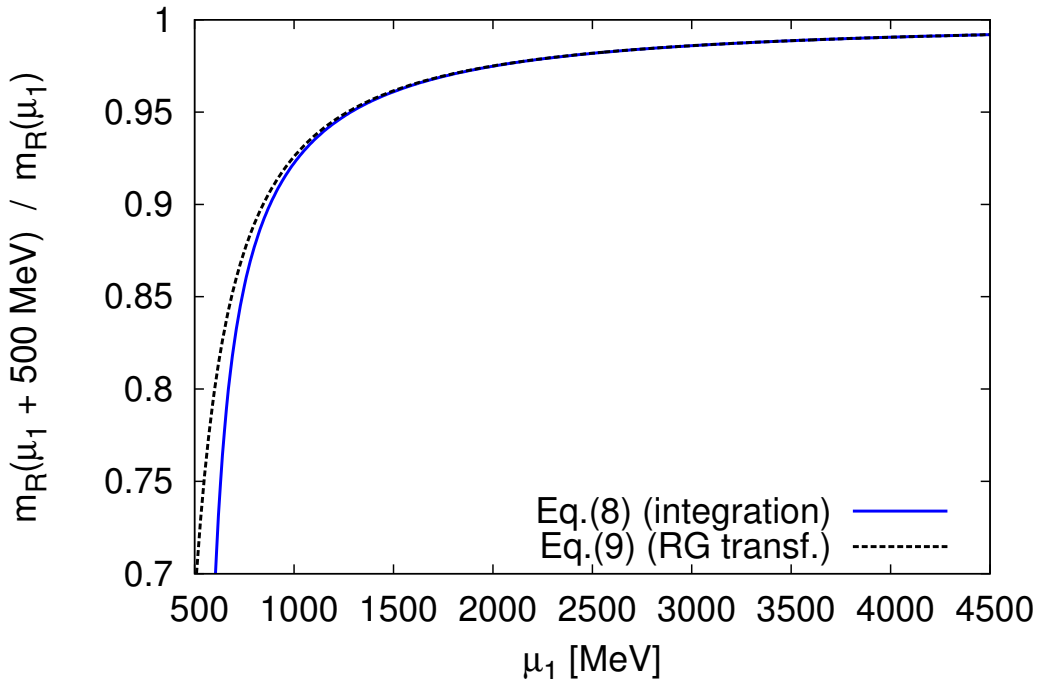


FIG. 1: The ratio of $\overline{\text{MS}}$ renormalized quark masses ($N_f = 2$ QCD) at scales μ_1 and μ_2 such that $\mu_2 = \mu_1 + 500$ MeV. The blue solid line is the result from Eq. (8) (exact integration using 4-loop $\gamma_m(g_R(\mu))$) and the black dashed line from Eq. (9) (RG transformation valid close to the (ultraviolet) RG fixed point), using 4-loop $\gamma_m(g_R(\frac{\mu_1 + \mu_2}{2}))$.

this relation more complicated (it then includes the integral of Eq. (8) instead of the factor $b^{-\gamma_m}$). If so, one would either need some perturbative input to evaluate this integral or the values of the mode number at all values of M in the analyzed interval (and not only at selected values of M separated by $\mathcal{O}(100)$ MeV, as will be done in practice – see Secs. III A and V A), increasing by far the numerical cost (see also Sec. II C for a comment on this cost in the present context). It is therefore of utmost importance to check the importance of this limitation. As we will show now, this importance is minor in practice (in the case of QCD), if one restricts the numerical analysis to intervals in the threshold eigenvalue M of a few hundred MeV and if the considered values of M are large enough, i.e. close enough to the RG ultraviolet fixed point. This is demonstrated in Fig. 1, which shows the ratio of renormalized quark masses $m_R(\mu_2)/m_R(\mu_1)$, in the $\overline{\text{MS}}$ scheme at 4-loops, in QCD with 2 flavours of dynamical quarks, for scales satisfying $\mu_2 = \mu_1 + 500$ MeV. The interval of 500

MeV was chosen to match our intervals for extracting γ_m from the lattice. The blue solid line shows the result from the application of Eq. (8) (or, equivalently, Eq. (11)), which takes into account the g_R -dependence of γ_m and hence its implicit μ -dependence. In this sense, this result is exact, in contrast to the result from Eq. (9) (black dashed line in Fig. 1), which is, in principle, valid only in the vicinity of a RG fixed point (ultraviolet in this case). To compute the ratio $m_R(\mu_2)/m_R(\mu_1)$ according to Eq. (9), we have inserted γ_m evaluated in the middle of the interval from μ_1 to μ_2 , i.e. $\gamma_m(g_R(\frac{\mu_1+\mu_2}{2}))$. Inspection of Fig. 1 shows that the difference between both considered results is minor if μ_1 is larger than approx. 1 GeV. Numerically, this difference amounts to 0.001% at 4 GeV (i.e. for $\mu_1 = 4$ GeV and $\mu_2 = 4.5$ GeV), 0.016% at 2 GeV, 0.05% at 1.5 GeV and 0.38% at 1 GeV. Only below $\mu_1 = 1$ GeV, the effects start to be larger than our statistical errors. However, at such low energies, non-perturbative effects are beginning to be essential and comparison to perturbation theory does not make much sense. The chosen difference $\mu_2 - \mu_1 = 500$ MeV is a good compromise between availability of lattice data and the discussed effect, which is below 0.5% for scales above 1 GeV. However, even choosing $\mu_2 - \mu_1 = 2$ GeV would lead to effects below 0.5% for scales above approx. 1.7 GeV. This results from the following numerical observation – the contribution to the integral in Eq. (8) of the intervals $[\mu_1, (\mu_1 + \mu_2)/2]$ and $[(\mu_1 + \mu_2)/2, \mu_2]$ balances out as if g_R was constant and equal to the value in the middle of the interval and could hence be taken out of the integral. In this way, the use of Eq. (9) to relate the quark mass anomalous dimension to the mode number, instead of the exact Eq. (8) does not constitute a problem at relevant scales. Note that this is to some extent surprising, since naively one could expect that Eq. (9) is valid only in the immediate vicinity of the fixed point, e.g. at scales above 5 or 10 GeV, where no contact to the lattice would be possible at presently simulated lattice spacings.

The second limitation that we would like to shortly discuss is related to the following issue. Given the equation for the massive Dirac operator $D_m^\dagger D_m = D^\dagger D + m^2$ (where D is the massless operator), it is plausible to expect that, at least in some energy range, the eigenvalues of the Hermitian Dirac operator scale in the same way as the quark mass m or the threshold mass M . However, one has to keep in mind that such scaling is not universally valid for all individual eigenvalues – it can be violated by collective behaviour of eigenmodes of the Dirac operator. For instance, such collective behaviour – condensation of low modes – gives rise to the chiral condensate in chirally broken systems according to the Banks-Casher

relation. Moreover, some eigenvalues are unphysical, e.g. related to the doubler modes (that decouple only strictly in the continuum limit), and the concept of renormalization is ill-defined for them.

Summarizing, the domain of applicability of the argument relating the dependence of the mode number on the threshold mass M and the anomalous dimension γ_M has to be checked numerically and is not expected to be universally valid, e.g. the behaviour of $\nu(M)$ for very small M (dominated by the effects of the collective behaviour of low-lying modes) gives information about the chiral condensate [2] and not about the anomalous dimension γ_m . A priori, therefore, one expects the results obtained from this analysis to be valid for rather large values of M , i.e. such that the properties of the system are governed by perturbative effects. Hence, it is a priori unclear whether it is possible to address these issues with a lattice calculation with presently available lattice spacings (with inverse cut-offs of the order of a few GeV).

The aim of the present paper is to investigate in practice the above mentioned problems, by looking at the Dirac operator spectrum in lattice QCD with $N_f = 2$ flavours of dynamical twisted mass quarks. In particular, we want to check if it is possible to recover values of the mass anomalous dimension predicted by perturbation theory for some range of energies where contact can be established between the latter and the lattice theory. This requires either an appropriate renormalization of the threshold parameter M , which will be the subject of the next subsection, or matching to perturbation theory.

B. Renormalization and quark mass anomalous dimension in perturbation theory

The mass scale (threshold for eigenvalues of $D^\dagger D$) M is a bare scale and has to be renormalized in order to make contact with perturbation theory. Let us start with an analogy with the computation of the renormalized chiral condensate from the Dirac operator spectrum [2, 3]. The bare chiral condensate Σ is extracted from the slope of the mode number vs. M dependence. Since the product $M\Sigma$ is renormalization group invariant, to calculate $\Sigma^{\overline{\text{MS}},\mu}$, the renormalized condensate in the $\overline{\text{MS}}$ scheme, at some scale μ , the threshold M has to be renormalized with the renormalization constant Z_P , in the $\overline{\text{MS}}$ scheme, at the scale μ ,

i.e. M is renormalized according to $M_R = (Z_P^{\overline{\text{MS}},\mu})^{-1} M$:

$$\Sigma^{\overline{\text{MS}},\mu} = Z_P^{\overline{\text{MS}},\mu} \Sigma \sim Z_P^{\overline{\text{MS}},\mu} \frac{\partial \nu(M, m)}{\partial M} = \frac{\partial \nu_R(M_R, m_R)}{\partial M_R}, \quad (12)$$

which boils down to an extraction of the slope of the renormalized mode number vs. renormalized mass scale M_R .

In the present case, we need to renormalize the threshold scale M in an analogous way:

$$M_R = Z_P^{-1}(\mu = M_R) M, \quad (13)$$

i.e. each value of M has to be renormalized with a separate value of Z_P^{-1} , computed at the scale $\mu = M_R$ and expressed in the $\overline{\text{MS}}$ scheme, since we want comparisons with mass anomalous dimension defined in this scheme and $M\Sigma = (Z_P^{-1}(\mu = M_R) M) (Z_P(\mu = M_R) \Sigma) = M_R \Sigma_R$ is renormalization group invariant. This renormalization condition will become a basis for our analysis strategy 1.

We remind here the expression for the quark mass anomalous dimension γ_m in perturbation theory [45, 46]:

$$-\frac{d \ln m_R(\mu)}{d \ln \mu^2} \equiv \gamma_m(a_s(\mu)) \equiv \sum_{i \geq 0} \gamma_i a_s(\mu)^{i+1}, \quad (14)$$

where $a_s(\mu) = \alpha_s(\mu)/\pi = g_R(\mu)^2/(4\pi^2)$ and γ_i are known coefficients for $i = 0, \dots, 3$. In numerical form, γ_m for N_f flavours reads in the $\overline{\text{MS}}$ scheme:

$$\begin{aligned} \gamma_m = & - a_s - a_s^2(4.20833 - 0.138889N_f) - a_s^3(19.5156 - 2.28412N_f - 0.0270062N_f^2) \\ & - a_s^4(98.9434 - 19.1075N_f + 0.276163N_f^2 + 0.00579322N_f^3), \end{aligned} \quad (15)$$

up to 4 loops [71].

C. Spectral projector method of computing the mode number

The mode number $\nu(M)$, i.e. the number of eigenvectors of the massive Hermitian Dirac operator (with quark mass m) $D_m^\dagger D_m$ with eigenvalue magnitude below the threshold value of M^2 , can be computed essentially with two methods. First, one can explicitly compute some given amount of n eigenvectors for each gauge field configuration. This gives the mode number $\nu(M)$ for each value of M below the average eigenvalue corresponding to the n -th

eigenvector. However, for our present goals, this method is too expensive in terms of computing time, since we want to reach threshold values of M corresponding to mode numbers of $\mathcal{O}(10^5)$. This makes the other available method, the method of spectral projectors described in Ref. [2], very attractive. Its main advantage is its good scaling with the volume – the cost of the computation scales with V , instead of V^2 as in the case of an explicit computation. Note that the usage of the spectral projector method (i.e. computation of the mode number only for ≈ 20 selected values of M spanning a range of a few GeV) is allowed for present purposes because the relation between the scaling exponent of the mode number and γ_m can be derived using Eq. (9) and not explicitly using the integral in Eq. (8) – else one would need the full continuous dependence of the mode number on the threshold eigenvalue M (as discussed in Sec. II A). In this way, one could reach only mode numbers of at most $\mathcal{O}(10^3)$ (and even this with a higher computational effort than using the spectral projector method) and hence values of M much smaller than the inverse lattice spacing.

For the spectral projector evaluation of the mode number, we use the implementation in the tmLQCD code [47]. This implementation was extensively tested and used in our chiral condensate computation [3].

Here, we shortly describe the method of spectral projectors. We refer to the original work of Ref. [2] for a more complete account. Let us define the orthogonal projector \mathbb{P}_M to the subspace of fermion fields spanned by the lowest lying eigenmodes of the massive Hermitian Dirac operator $D_m^\dagger D_m$, with eigenvalues below some threshold value M^2 . The mode number $\nu(M)$ can be represented stochastically by:

$$\nu(M) = \langle \text{Tr } \mathbb{P}_M \rangle = \left\langle \frac{1}{N} \sum_{j=1}^N (\eta_j, \mathbb{P}_M \eta_j) \right\rangle, \quad (16)$$

where N pseudofermion fields η_i are added to the theory.

The orthogonal projector \mathbb{P}_M can be approximated by a rational function of $D_m^\dagger D_m$:

$$\mathbb{P}_M \approx h(\mathbb{X})^4, \quad \mathbb{X} = 1 - \frac{2M_*^2}{D_m^\dagger D_m + M_*^2}, \quad (17)$$

where the function:

$$h(x) = \frac{1}{2} (1 - xP(x^2)) \quad (18)$$

is an approximation to the step function $\theta(-x)$ in the range $-1 \leq x \leq 1$ and $P(y)$ is in our case the Chebyshev polynomial of some adjustable degree $n_{\text{Chebyshev}}$ that minimizes the

deviation:

$$\delta = \max_{\epsilon \leq y \leq 1} |1 - \sqrt{y}P(y)| \quad (19)$$

for some $\epsilon > 0$. Computing the approximation to the spectral projector \mathbb{P}_M requires solving the following equation an appropriate number of times:

$$(D_m^\dagger D_m + M_*^2)\psi = \eta \quad (20)$$

for a given source field η . The parameter M_* is related to the spectral threshold value M and the ratio of M/M_* depends on the details of the approximation to the projector. For our choice, $M/M_* \approx 0.96334$ (as shown in Ref. [2]).

III. ANALYSIS STRATEGY

A. Strategy 1 – using Z_P as an input

The basic relation (5) can be used to extract the scale dependence of the quark mass anomalous dimension. We insert the renormalization condition (13) and rewrite this relation as:

$$\nu_R(M_R) = \nu_0(m_R) + \hat{\rho}\mu^{\frac{4\gamma_m(M)}{1+\gamma_m(M)}} Z_P^{-\frac{4}{1+\gamma_m(M)}} M^{\frac{4}{1+\gamma_m(M)}}. \quad (21)$$

Since we will work far away from the scale of spontaneous chiral symmetry breaking Λ_χ , we will ignore the term $\nu_0(m_R)$, having checked that it indeed does not influence the extracted values of the mass anomalous dimension if $M_R \gtrsim 1.5$ GeV (see below). The contribution of this term can also be estimated from the spectral density at the origin $\rho(0)$, which gives the value of the chiral condensate according to the Banks-Casher relation [1]. In the low-energy regime $\rho(0)$ is approximately constant – $\nu(M)$ grows linearly with M and its slope determines the chiral condensate and hence it gives a rough estimate of the contribution of the term $\nu_0(m)$ to the total mode number:

$$\nu_0(m) = \rho(0)\Lambda_\chi = \frac{2}{\pi}\Sigma\Lambda_\chi V, \quad (22)$$

where Λ_χ is an estimate of the scale of chiral symmetry breaking. Having the value of the chiral condensate from the low part of $\nu(M)$ vs. M dependence, one can estimate the contribution of the term $\nu_0(m)$ to the total mode number.

Considering only a range of M such that the term $\nu_0(M)$ can be safely neglected, one can rewrite Eq. (21) as:

$$\nu_R(M_R) = \nu(M) \approx A M^{\frac{4}{1+\gamma_m(M)}}, \quad (23)$$

where we have used the fact that the mode number is renormalization group invariant, i.e. $\nu_R(M_R) = \nu(M)$ [2]. The quantity A is approximately constant if the bare scale M varies only little. Eq. (23) can be fitted *locally* (in short intervals in M , i.e. such that A and γ_m can be considered constant) for various *bare* scales M . It has 2 fitting parameters: A and $\gamma_m(M)$. Using the renormalization condition (13), the values of $\gamma_m(M)$ can be translated to $\gamma_m(M_R)$. Since we extract $\gamma_m(M_R)$ from lattice data, we expect that the obtained values of $\gamma_m(M_R)$ are equal to $\gamma_m(a_s(M_R))$ of perturbation theory only up to cut-off effects:

$$\gamma_m(M_R, a) = \gamma_m(a_s(M_R)) + \mathcal{O}(a), \quad (24)$$

where we symbolically write that the extracted values of $\gamma_m(M_R)$ depend on the lattice spacing a . We will use the twisted mass Dirac operator (see next section) to extract the mass anomalous dimension. The twisted mass Dirac operator gives automatic $\mathcal{O}(a)$ -improvement in physical (\mathcal{R}_5 -parity even) quantities [48]. However, the spectrum of the operator itself is *not* improved – hence, we expect to observe $\mathcal{O}(a)$ leading discretization effects. This is confirmed numerically – we observe clearly $\mathcal{O}(a)$ effects – see Sec. V D and Appendix D.

We emphasize that only the continuum limit extrapolated values $\gamma_m(M_R) = \lim_{a \rightarrow 0} \gamma_m(M_R, a)$ can be compared to $\gamma_m(a_s(M_R))$, provided that the lattice window exists for the contact of lattice simulations with continuum perturbation theory (which can be written schematically as: $\mathcal{O}(\Lambda_{\text{QCD}}) \ll M \ll a^{-1}$).

A further check of the method can be performed by rewriting equation for the M_R -dependence of $\nu_R(M_R)$ (5) at the renormalization scale $\mu = M_R$:

$$\nu_R(M_R) = \hat{\rho} \mu^{\frac{4\gamma_m(M_R)}{1+\gamma_m(M_R)}} M_R^{\frac{4}{1+\gamma_m(M_R)}} = \hat{\rho} M_R^4. \quad (25)$$

This equation implies that the renormalized mode number scales with the fourth power of the renormalized threshold parameter M_R for all values of the latter. In practice, cut-off effects can lead to deviations from the above statement. Therefore, we write Eq. (25) as:

$$\nu_R(M_R) \approx A' M_R^{\frac{4}{1+\Gamma_m(M_R)}}, \quad (26)$$

with an “anomalous dimension” $\Gamma_m(M_R)$ which is purely a lattice artefact, i.e. its continuum limit should be zero. Hence, we will call it the “artefact” anomalous dimension.

B. Strategy 2 - matching to perturbation theory

An alternative method of analysis was proposed in Ref. [23]. It does not require the knowledge of the renormalization constant Z_P and instead matching to perturbation theory is performed. It consists in selecting one value of β as the reference value (denoted by β_{ref}) and rescaling lattice eigenvalues for other bare couplings to express them in terms of a uniform scale a_{ref} , i.e. the lattice spacing corresponding to β_{ref} . The rescaling of eigenvalue M_β at a given value of β is as follows:

$$M_\beta \rightarrow M_\beta \left(\frac{(r_0/a)_\beta}{(r_0/a)_{\text{ref}}} \right)^{1+\gamma_m(M_\beta)}. \quad (27)$$

Then, we extract the anomalous dimension $\gamma_m(M_{\text{ref}})$ for all lattice spacings by fitting Eq. (23) and perform continuum limit extrapolations at fixed values of M_{ref} (i.e. with eigenvalues at all lattice spacings rescaled to correspond to the chosen reference β). Finally, we choose one value of M_{ref} for matching to perturbation theory, employing the matching condition:

$$\gamma_m(M_{\text{ref,matching}}) = \gamma_m(\mu_{\text{matching}}). \quad (28)$$

In this way, we set the scale, i.e. we know that $M_{\text{ref,matching}}$ corresponds to μ_{matching} , which is known in physical units. A non-trivial test of the approach is provided by comparing the scale dependence of the lattice extracted anomalous dimension with perturbation theory prediction. Since the latter is scheme-dependent and our procedure implicitly defines a renormalization scheme, we can only compare to the universal one-loop perturbation theory expression.

IV. LATTICE SETUP

Our lattice setup consists of the tree-level Symanzik improved gauge action [49] and the Wilson twisted mass fermion action [48, 50–52]. The former reads:

$$S_G[U] = \frac{\beta}{3} \sum_x \left(b_0 \sum_{\mu,\nu=1} \text{Re Tr}(1 - P_{x;\mu,\nu}^{1 \times 1}) + b_1 \sum_{\mu \neq \nu} \text{Re Tr}(1 - P_{x;\mu,\nu}^{1 \times 2}) \right), \quad (29)$$

where $b_1 = -\frac{1}{12}$, $b_0 = 1 - 8b_1$, $\beta = 6/g_0^2$, g_0 is the bare coupling, $P^{1 \times 1}$, $P^{1 \times 2}$ are the plaquette and rectangular Wilson loops, respectively. The Wilson twisted mass fermion action is given

Ensemble	β	lattice	am	r_0/a	a [fm]	L [fm]
B40.16	3.90	$16^3 \times 32$	0.004	5.35(4)	0.0790(26)	1.3
B40.24	3.90	$24^3 \times 48$	0.004	5.35(4)	0.0790(26)	1.9
C30.20	4.05	$20^3 \times 40$	0.003	6.71(4)	0.0630(20)	1.3
D20.24	4.20	$24^3 \times 48$	0.002	8.36(6)	0.05142(83)	1.2
E17.32	4.35	$32^3 \times 64$	0.00175	9.81(13)	0.0420(17)	1.3

TABLE I: Parameters of ETMC $N_f = 2$ gauge ensembles [57–59]: the inverse bare coupling β , lattice size $(L/a)^3 \times (T/a)$, bare twisted light quark mass in lattice units am , r_0/a [60], lattice spacing a [59, 61], physical extent of the lattice L in fm.

in the so-called twisted basis by:

$$S_l[\psi, \bar{\psi}, U] = a^4 \sum_x \bar{\chi}(x) (D_W + m_0 + im\gamma_5\tau_3) \chi(x), \quad (30)$$

where m_0 (m) is the bare untwisted (twisted) quark mass. The renormalized light quark mass is given by $m_R = Z_P^{-1}m$. The matrix τ^3 acts in flavour space and $\chi = (u, d)^T$ is a two-component vector in flavour space, related to the one in the physical basis by a chiral rotation. The standard massless Wilson-Dirac operator D_W is:

$$D_W = \frac{1}{2}(\gamma_\mu(\nabla_\mu + \nabla_\mu^*) - a\nabla_\mu^*\nabla_\mu), \quad (31)$$

where ∇_μ and ∇_μ^* are the forward and backward covariant derivatives.

One of the main advantages of the twisted mass formulation is that it allows for an automatic $\mathcal{O}(a)$ improvement of physical observables, provided the hopping parameter $\kappa = (8 + 2am_0)^{-1}$, is tuned to maximal twist by setting it to its critical value, at which the PCAC quark mass vanishes [50, 53–56]. However, the spectrum of the Dirac operator itself is not improved – hence we expect the extracted values of the quark mass anomalous dimension to be contaminated by $\mathcal{O}(a)$ discretization effects.

Gauge field configurations that we have used for this work were generated by the European Twisted Mass Collaboration (ETMC) with $N_f = 2$ dynamical flavours of quarks [57–59]. The details of lattice parameters considered for this work are shown in Tab. I. The linear extents of our lattices are relatively small, with $L \approx 1.3$ fm. However, we checked the size of finite

β	μ_1 [GeV]	$Z_P^{\overline{\text{MS}},\mu_1}$	μ_2 [GeV]	$Z_P^{\overline{\text{MS}},\mu_2}$
3.90	2	0.437(7)	2.5	0.461(7)
4.05	2	0.477(6)	3.1	0.524(7)
4.20	2	0.501(13)	3.8	0.573(15)
4.35	2	0.503(6)	1.8	0.487(15)

TABLE II: Renormalization constant Z_P in the $\overline{\text{MS}}$ scheme for the ETMC ensembles used in this work. We give values of Z_P at two scales – $\mu_1 = 2$ GeV (given in Refs. [42, 62, 63]) and another scale μ_2 for which no perturbative running to 2 GeV has been performed – see text for more details.

volume effects by including a larger physical volume for $\beta = 3.9$, $am = 0.004$, with $L/a = 24$, i.e. a physical volume of around 1.9 fm.

To make comparisons to perturbation theory employing Strategy 1, we need values of the scale M_R in physical units. To convert from bare aM in lattice units to M_R in MeV, we need the lattice spacing values [59, 61] (we take the uncertainty of the values reported in Refs. [59, 61] as our systematic error) and the values of Z_P in the $\overline{\text{MS}}$ scheme [42, 62, 63]. We give values of Z_P at two scales – one of them (μ_1) being the conventional scale of 2 GeV (values as given in Refs. [42, 62, 63]). Such values are obtained in the RI-MOM scheme [64] ($\beta = 3.9, 4.05, 4.2$) at the scale $1/a$ or in the X-space scheme [65, 66] ($\beta = 4.35$) at some chosen scale $1/X_0$, then converted to the $\overline{\text{MS}}$ scheme and perturbatively evolved to 2 GeV. As such, they rely on the perturbative expansion of the quark mass anomalous dimension. Since we want to compare our final results to the ones implied by this expansion, we do not want to renormalize M using Z_P that has this expansion as an input. Hence, we use Z_P at the scale μ_2 , which is the scale $1/a$ or $1/X_0$ of the non-perturbative renormalization scheme used to compute it. The values in the RI-MOM scheme or in the X-space scheme are then only converted to the $\overline{\text{MS}}$ scheme using the formulae derived in Ref. [67] (from the RI-MOM scheme) or Ref. [68] (from the X-space scheme). Thus, no perturbative running of Z_P is performed and the final extracted values of γ_m in the continuum do not have continuum perturbative γ_m as an input. Moreover, such procedure allows for a comparison of the predicted running of Z_P , which can be evolved according either to the perturbative

expansion of γ_m or according to the non-perturbatively determined γ_m (different for different values of β and hence contaminated by lattice artefacts).

V. RESULTS

A. Procedure of γ_m extraction

We start with an explicit example of our analysis strategy for ensemble B40.16, illustrated in Figs. 2 and 3. This part of the analysis is common to both strategies of analysis outlined in Sec. III A and III B. These strategies differ in the way lattice data are confronted with continuum perturbation theory, which boils down to combining data at different lattice spacings either by renormalizing eigenvalues and expressing them in physical units (Strategy 1) or by rescaling them and matching to perturbation theory (Strategy 2).

The plots show 20 fits of Eq. (23), corresponding to different fitting ranges. The lattice data for the mode number are shown in the main plot of Fig. 2 and in Fig. 3 in log-log scale. For this ensemble, we used values of the bare threshold aM in lattice units between 0.05 (approx. 125 MeV in physical units) and 1.10 (2750 MeV in physical units), with a step of 0.05 (125 MeV). The first fit, labeled “fit [0,2]” includes the first 3 points and yields a value $\gamma_m(M) = 0.568(11)$, attributed to the middle value of the interval, i.e. $aM = 0.1$ (250 MeV). This value is then plotted in the inset of Fig. 2. The following values plotted in the inset are from fits labeled “fit [1,3]” ($aM \approx 375$ MeV), . . . , “fit [19,21]” ($aM \approx 2625$ MeV). In this way, we obtain the whole dependence of the anomalous dimension $\gamma_m(M)$ on the bare scale M .

We remark here that the fits are stable with respect to:

- including 3, 4 or 5 values of $\nu(M)$ in the fits,
- including the term $\nu_0(m)$ in the fits (see Eq. (21)).

The latter deserves a longer comment, as it regards the applicability of the method to theories with spontaneous chiral symmetry breaking. In such theories, the spectral density of the Dirac operator does not go to zero near the origin, but instead tends to a constant $\rho(0)$ and leads to a non-vanishing value of the chiral condensate. Such constant value of the condensate produces a constant contribution to the mode number, denoted by $\nu_0(m)$ and independent

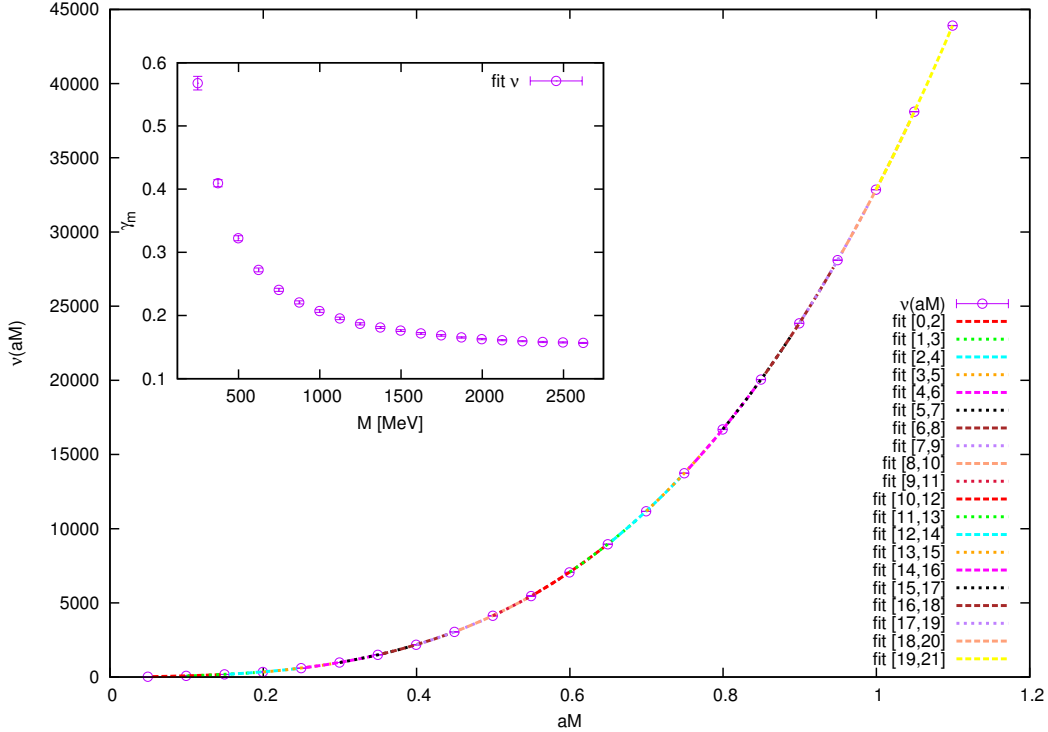


FIG. 2: Fits of Eq. (23) for the ensemble B40.16: $\beta = 3.9$, $L/a = 16$, $am = 0.004$.

of M . We have tried fits including different values of $\nu_0(m)$. In particular, one can follow the discussion in Sec. III and use Eq. (22). We have calculated the condensate using data for the mode number vs. M , the latter (unrenormalized) in the range between around 20 and 50 MeV [3]. This range corresponds to a constant slope in the M -dependence of $\nu(M)$. Shortly above 50 MeV, one begins to see deviations from linear behaviour, indicating an onset of a transitory region between a regime of spontaneous chiral symmetry breaking and an intermediate regime in which we expect the scaling relation of Eq. (3) might be valid. We have tested the effect of 4 values of $\nu_0(m)$ on our fits, corresponding to $\Lambda_\chi = 125, 250, 375$ and 500 MeV. For this ensemble, the bare condensate in lattice units $a^3\Sigma \approx 0.0024$. This yields, respectively, $\nu_0(m) = 10, 20, 30$ and 40 and should be compared to the total mode number $\nu(M)$ at different values of M : approx. 80 (at $M = 250$ MeV), 350 (500 MeV), 2200 (1 GeV), 16700 (2 GeV). The effect is sizable and can influence the extracted value of the anomalous dimension $\gamma_m(M)$ even around or slightly above $M = 500$ MeV. Indeed, at $M = 500$ MeV, the extracted anomalous dimension is: 0.322(4), 0.297(4), 0.272(4), 0.246(4), 0.221(4) for $\nu_0(m) = 0, 10, 20, 30$ and 40, respectively (the error is statistical only). However,

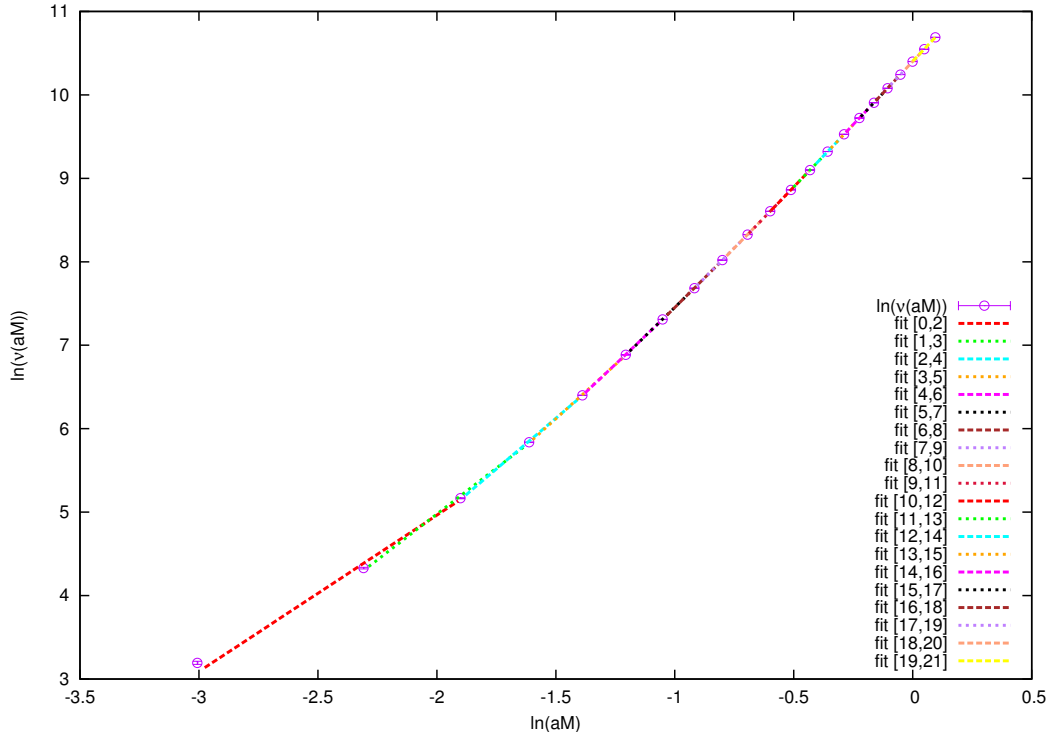


FIG. 3: Fits of Eq. (23) for the ensemble B40.16: $\beta = 3.9$, $L/a = 16$, $am = 0.004$. Log-log scale. For short enough intervals, $\ln \nu(aM)$ is a linear function of $\ln aM$.

these apparent differences becomes much smaller after extrapolation to the continuum limit. This will be shortly discussed again in Sec. VD and in Appendix A. For now, we anticipate the conclusion that the results in the continuum limit always agree for different values of $\nu_0(m) \leq 40$ if $M \gtrsim 600$ MeV, even for the highest assumed value of $\Lambda_\chi = 500$ MeV. We also remark that although the term $\nu_0(m)$ depends on the quark mass, in practice this dependence is not relevant from the point of view of this analysis, as it varies the value of the condensate (mass-dependent condensate defined in Ref. [2]) by at most 5% when going from quark mass $am = 0.004$ towards the chiral limit, thus having negligible influence on the value of $\nu_0(m)$.

B. Finite volume effects

We have investigated finite volume effects by comparing the anomalous dimensions $\gamma_m(M)$ calculated from ensembles B40.16 and B40.24, i.e. $\beta = 3.9$, $am = 0.004$ and $L/a = 16$ or 24 , which corresponds to $L \approx 1.3$ or 1.9 fm. It was found in Ref. [3] that finite size effects in the

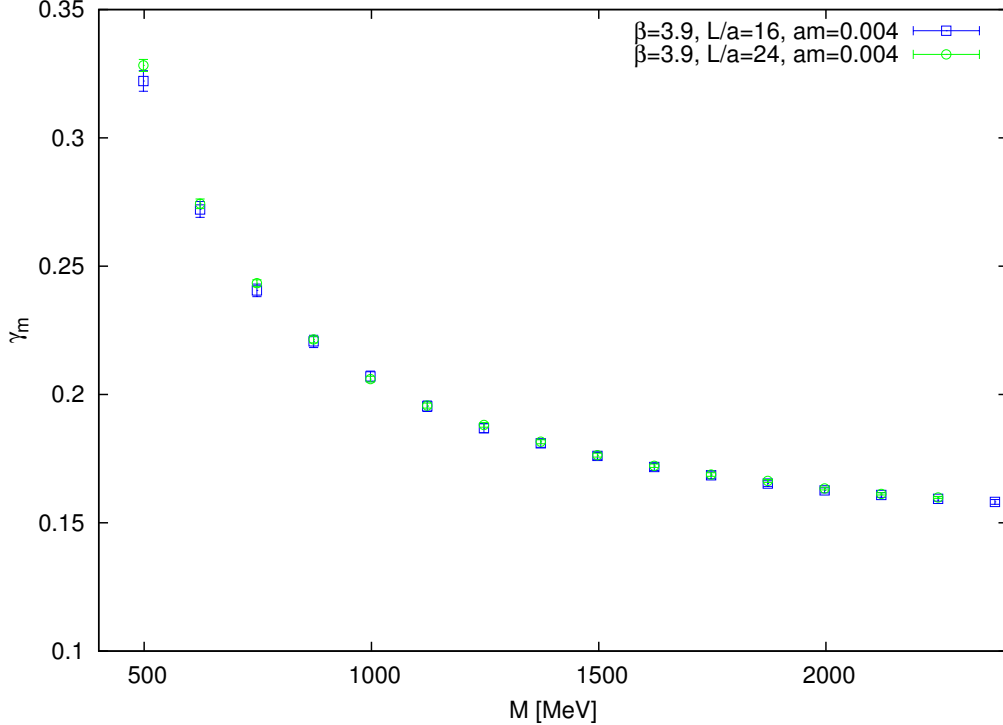


FIG. 4: Finite volume effects for the quark mass anomalous dimension, $\beta = 3.9$, $L/a = 16$ and 24, $am = 0.004$.

mode number density ν/V are small when one reaches a linear lattice extent of ca. 2 fm. This is true if the threshold parameter $M \lesssim 50$ MeV, i.e. in the range used for chiral condensate extraction. However, if M is increased, finite size effects tend to decrease. As argued in Ref. [2], the difference between finite and infinite volume results for the chiral condensate and hence also for the mode number density is of $\mathcal{O}(\exp(-M_\Lambda L/2))$, with $M_\Lambda^2 = 2\Lambda\Sigma/F^2$, $\Lambda = \sqrt{M^2 - \mu^2}$, F is the pion decay constant in the chiral limit. The chiral condensate is extracted at $M \lesssim 50$ MeV, while here we work with values of M a factor of 5-50 larger. We can thus expect that we observe significant finite size effects only at the lower end of considered values.

The results of comparison of B40.16 and B40.24 are shown in Fig. 4. We observe that the extracted values of γ_m coincide for all values of M , ranging from around 500 to 2500 MeV. However, there is a systematic tendency towards discrepancy between the results from both ensembles for small values of M , in accordance with theoretical expectations. Finite volume effects above $M \gtrsim 500$ MeV are small and the extracted values of the anomalous dimension

above this threshold can be considered to be infinite-volume results, thus justifying the use of ensembles with $L \approx 1.3$ fm.

C. Non-perturbative running of Z_P

In order to compare the extracted values of the quark mass anomalous dimension to the predictions of perturbation theory, we have to take the continuum limit. However, the values of γ_m at non-zero lattice spacing can be used to perform non-perturbative evolution of Z_P (since Z_P runs with the same anomalous dimension as the quark mass).

The comparison of non-perturbative and perturbative evolution of Z_P is shown in Fig. 5. The former is extracted at the scale $1/a$ in the RI-MOM scheme or at some chosen scale $1/X_0$ in the X-space scheme and converted to the $\overline{\text{MS}}$ scheme at this scale. Then, the lattice extracted quark mass anomalous dimension is used for the non-perturbative evolution of Z_P . Note that the evolution procedure is self-consistent, i.e. γ_m is extracted at some bare scale M and this scale is renormalized using the values of Z_P self-consistently evolved with this γ_m by numerically integrating the defining equation of γ_m :

$$d \ln Z_P(\mu) = 2\gamma_m(\mu) d \ln \mu, \quad (32)$$

which leads to the relation:

$$\ln Z_P(\mu_2) = \ln Z_P(\mu_1) + 2\gamma_m(M = Z_P(\mu_1)\mu_1) \ln \frac{\mu_2}{\mu_1}, \quad (33)$$

which is used for small differences in μ_1 and μ_2 such that γ_m can be considered equal for μ_1 and μ_2 . The argument in the parentheses of $\gamma_m(M = Z_P(\mu_1)\mu_1)$ ensures that such evolution procedure is self-consistent.

In general, the non-perturbative running of Z_P is “faster”, since lattice-extracted quark mass anomalous dimensions are always larger at finite lattice spacing than their perturbative values (see Fig. 7). Since the difference with respect to the continuum values is an $\mathcal{O}(a)$ effect, the non-perturbatively evolved Z_P is contaminated with additional $\mathcal{O}(a)$ effects from the extraction of the mass anomalous dimension from the mode number. However, we emphasize that the fact that we have the non-perturbative running of Z_P will allow to obtain in the end the scale dependence of γ_m in the continuum and hence we will be able to compare these values with the prediction of continuum perturbation theory.

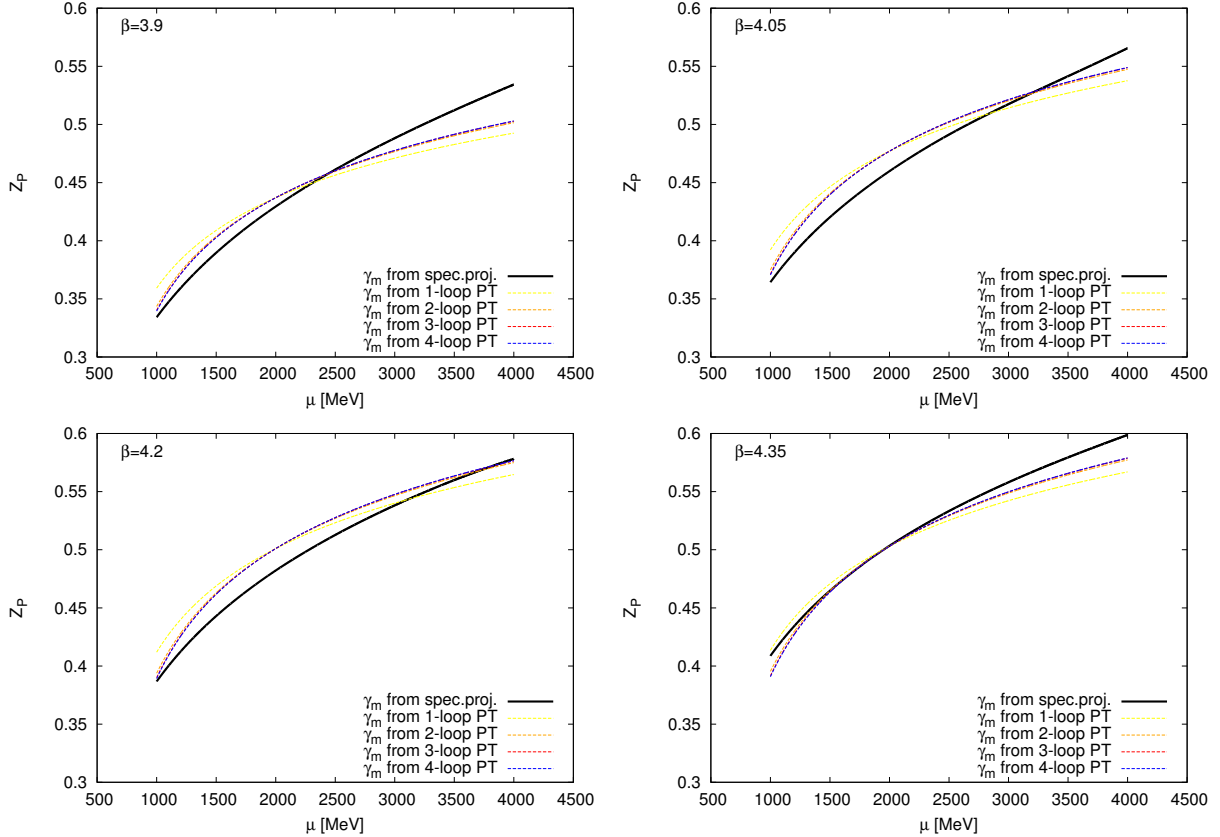


FIG. 5: Running of the renormalization constant Z_P in the $\overline{\text{MS}}$ scheme. Comparison of the non-perturbative running (thick solid line) using quark mass anomalous dimension (converted self-consistently to the $\overline{\text{MS}}$ scheme) extracted from the mode number and the perturbative running (1- to 4-loop, thin dashed lines) using the perturbative expansion of the anomalous dimension in the $\overline{\text{MS}}$ scheme. The starting point of the evolution of Z_P is the scale $1/a$ ($\beta = 3.9, 4.05, 4.2$) or $1/X_0 \approx 1.78$ GeV ($\beta = 4.35$), i.e. at this scale Z_P is the same for the non-perturbative and 4-loop perturbative evolution. Z_P for 1- to 4-loop perturbative evolution is chosen equal at 2 GeV.

D. Continuum limit – Strategy 1

We have repeated the procedure described in Sec. V A to extract the anomalous dimension for four ensembles of ETMC gauge field configurations with $N_f = 2$ dynamical flavours of quarks. All of them correspond to a fixed physical situation of $L \approx 1.3$ fm and a pion mass of ca. 330 MeV. As we have argued above, our results for γ_m can still be considered to be infinite-volume ones (if $M \gtrsim 500$ MeV) and pertaining to the chiral limit. Our aim is

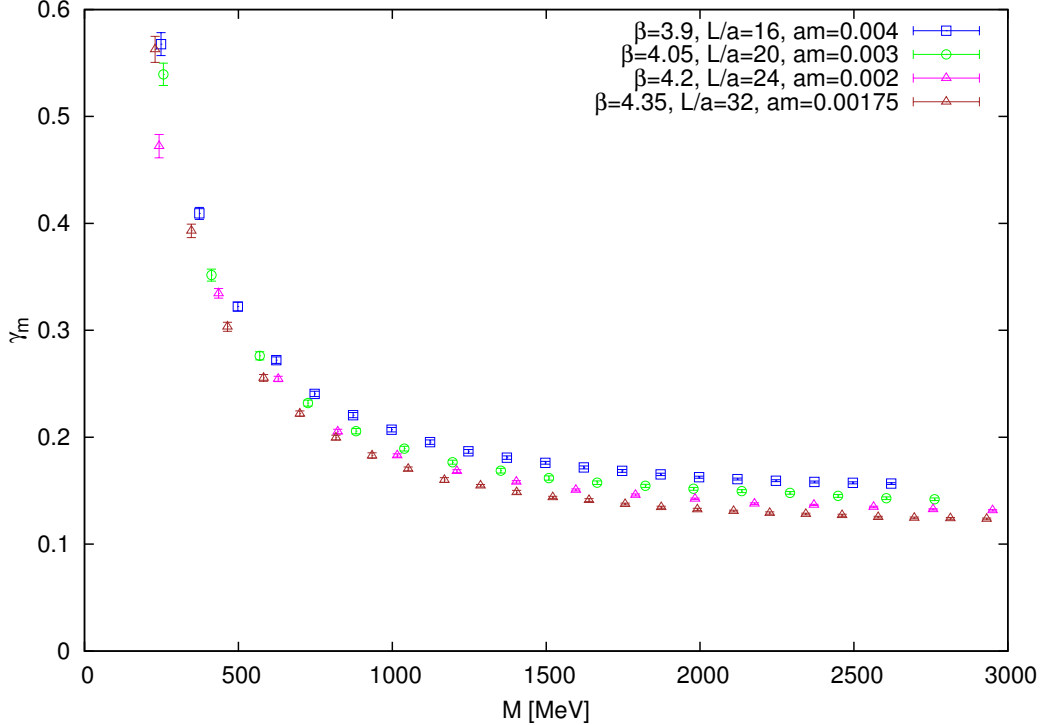


FIG. 6: Results for all 4 lattice spacings. The spectral threshold M is unrenormalized.

now to relate them to continuum perturbation theory. To achieve this, we have to take the continuum limit of lattice results.

Fig. 6 shows the values of $\gamma_m(M)$ vs. bare threshold parameter M for all 4 lattice spacings. We observe a clear dependence of the results on the lattice spacing. In order to take the continuum limit, we have to renormalize the scale M according to Eq. (13). In addition, to obtain the values of $\gamma_m(M_R)$ at arbitrary scales M_R (and not only the discrete set related to the values of M chosen for the computation of the mode number), we perform quadratic interpolation. The outcome of renormalization of M and interpolation is shown in Fig. 7. The plot also shows the quark mass anomalous dimension $\gamma_m(a_s(\mu))$ (since we renormalize with $Z_P^{-1}(\mu = M_R)$, we can identify μ with M_R) in perturbation theory, at different orders. The difference between 3-loop and 4-loop results becomes small around 1.5-2 GeV, indicating that these are the smallest values of M_R where meaningful comparison of perturbation theory and lattice is possible.

The continuum limit extrapolations are shown in Fig. 8. In all cases, the scaling is consistent with $\mathcal{O}(a)$ cut-off effects. The results in the continuum limit are also shown in Tab. III,

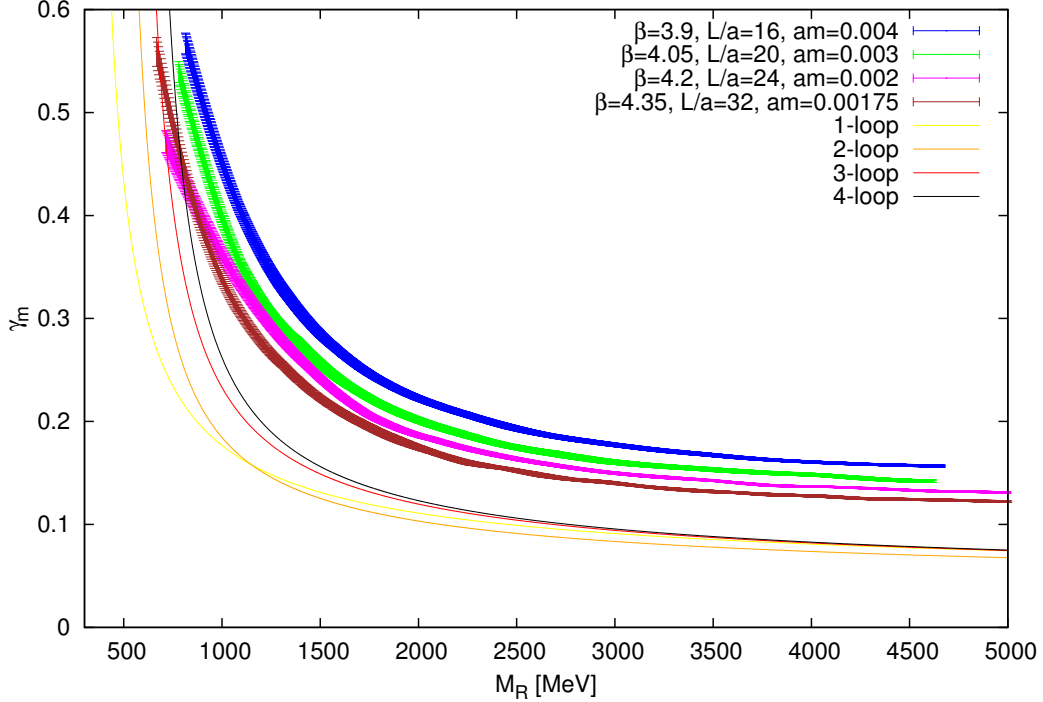


FIG. 7: Results for all 4 lattice spacings. Renormalized spectral threshold M_R .

for selected values of M_R and in Fig. 9 for the whole interval of M_R between 1 and 4.5 GeV. In Tab. III, we also give values of the quark mass anomalous dimension in perturbation theory. We observe very good agreement between the lattice results (continuum-extrapolated) and perturbative values in the range between 1 and around 3.5-4 GeV. As we discussed above, the lower limit of M that yields a reliable result from the point of view of finite volume effects and the importance of the term $\nu_0(m)$ corresponds to $M \approx 500$ -600 MeV, i.e. $M_R \approx 1.3$ -1.5 GeV. In addition, the difference between 3- and 4-loop perturbative values below 1.5 GeV suggests that the good agreement in the interval between 1 and 1.5 GeV should not be taken very seriously. The upper limit of M_R that can be used to simulate on the lattice is related to the lattice cut-off. In our case, the inverse lattice spacings correspond to cut-offs of 2 to 4 GeV – hence, above these values, one expects enhanced discretization effects. This explains the observation that above ca. 4 GeV the lattice results yield γ_m above the one of perturbation theory. The agreement can be regained by an inclusion of higher-order $\mathcal{O}(a^2)$ cut-off effects in the fits, however at a price of a significantly increased error of the fits.

As a check of robustness of our results, we have performed three further checks, described

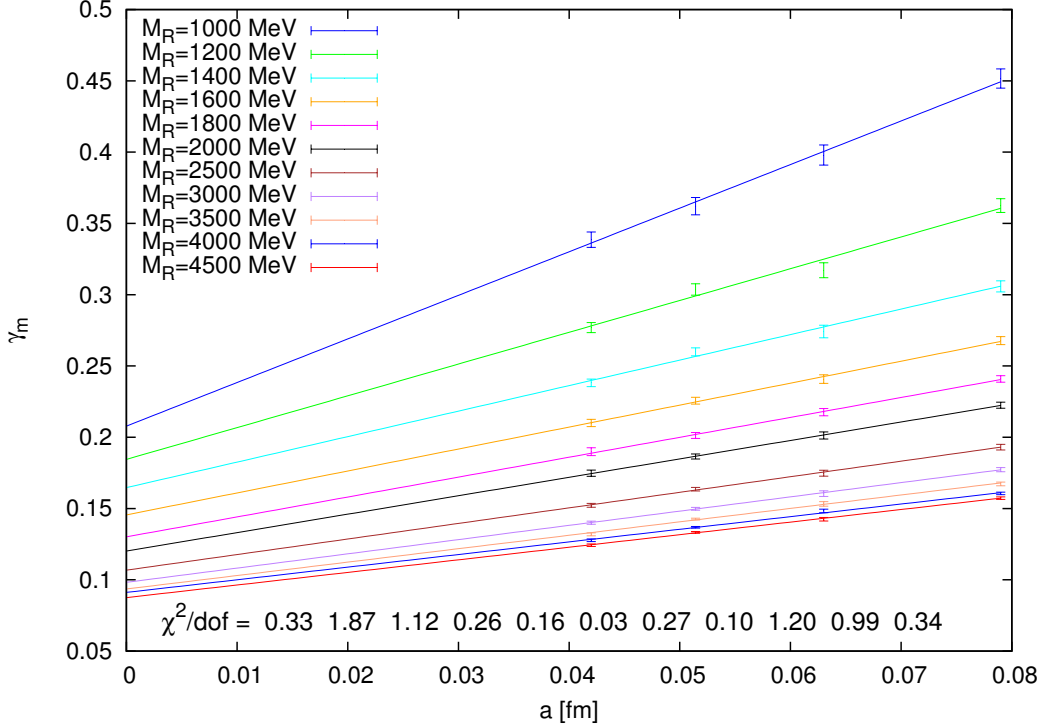


FIG. 8: Continuum limit extrapolations (Strategy 1) of $\gamma_m(M_R)$ at fixed M_R (between 1 and 4.5 GeV). We also give $\chi^2/\text{d.o.f.}$ of the fits – the values from left to right correspond to increasing values of M_R , as indicated in the key.

in appendices.

First, we checked the influence of including the term $\nu_0(m)$ in the fits on our continuum limit extrapolations – see Appendix A. Here we only state the conclusion – this influence is noticeable only for relatively small values of M_R . Depending on the value of $\nu_0(m)$, we observe agreement between lattice and perturbation theory starting at M_R between ca. 1100 and 1500 MeV for $\nu_0(m)$ in the range between 10 and 40.

Second, we followed the approach explained in Sec. III (fits of Eq. (26)) to extract the “artefact” anomalous dimension $\Gamma_m(M_R)$ – see Appendix B. We observed that the latter, as expected, is always compatible with zero in the continuum limit.

Third, to confirm that using the non-perturbative running of Z_P yields compatible results with the one using perturbative running of Z_P , we have repeated the procedure of this section applying the latter, i.e. 4-loop evolution shown in Fig. 5 – see Appendix C. As expected, the results are fully compatible, which confirms that the non-perturbatively evolved Z_P differs

M_R [MeV]	cont.limit. $\gamma_m(M_R)$	$\gamma_m(a_s(M_R))$	
	(stat.)(Δa)(ΔZ_P)	3-loop	4-loop
1000	0.208(13)(42)(18)	0.2330	0.2619
1500	0.155(6)(22)(10)	0.1491	0.1563
2000	0.120(5)(14)(6)	0.1197	0.1231
2500	0.107(3)(11)(4)	0.1041	0.1062
3000	0.098(3)(9)(3)	0.0942	0.0956
3500	0.094(3)(7)(3)	0.0873	0.0883
4000	0.091(2)(6)(2)	0.0820	0.0828
4500	0.087(2)(6)(2)	0.0780	0.0786

TABLE III: Continuum limit of the quark mass anomalous dimension $\gamma_m(M_R)$ at different values of M_R and its error decomposition: statistical error, error originating from the value of lattice spacing in physical units, error coming from Z_P . We also give 3- and 4-loop values of $\gamma_m(a_s(M_R))$ [45, 46].

from the perturbatively evolved one only by cut-off effects (provided, of course, that one stays at scales where perturbation theory is applicable).

E. Continuum limit – Strategy 2

We now present results of the other strategy of analysis, in which the values of Z_P for different ensembles are not needed. Instead, one employs a rescaling procedure proposed in Ref. [23] and described in Sec. III B. The choice of the reference value β_{ref} is arbitrary. We will show results obtained for $\beta_{\text{ref}} = 3.9$ and $\beta_{\text{ref}} = 4.35$, presented in Fig. 10. In both cases we perform the matching to perturbation theory around 2.25 GeV, where 1-loop perturbation theory yields $\gamma_m \approx 0.105$. In this way, the continuum extrapolated lattice result agrees with continuum perturbation theory at 2.25 GeV and thus the lattice eigenvalue $a_{\text{ref}}M_{\text{ref}} = 0.8$ (for $\beta_{\text{ref}} = 3.9$) or $a_{\text{ref}}M_{\text{ref}} = 0.436$ (for $\beta_{\text{ref}} = 4.35$) corresponds to approx. 2.25 GeV in the continuum. Having performed this matching, the continuum values obtained from the lattice should agree with the ones of perturbation theory, i.e. the scale dependence of the anomalous dimension should agree with the one of perturbation theory for some range of scales. We find

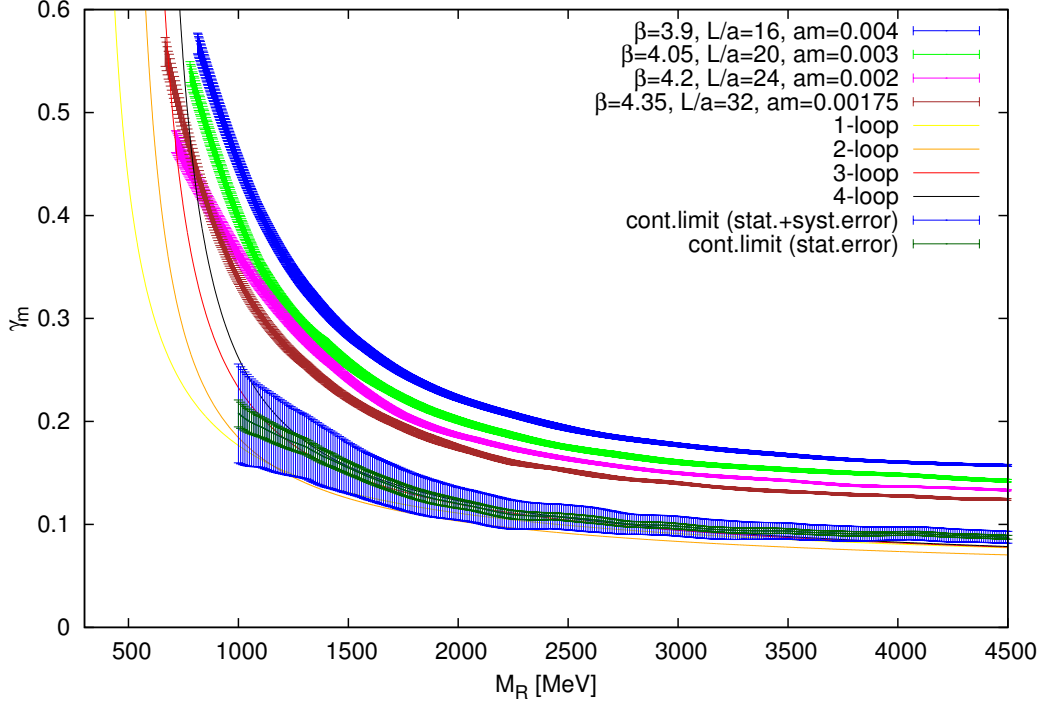


FIG. 9: Comparison of the quark mass anomalous dimension extracted from the lattice to perturbation theory (for Strategy 1). For the continuum limit results, we show the statistical error and the total one, i.e. the combined statistical error, the error originating from lattice spacing value in physical units and the error coming from Z_P (see Tab. I and Sec. II B for more details).

this is really the case for the range of between around 1 GeV (or even somewhat below) and 3 GeV. As discussed above, the upper bound is due to cut-off effects, while the lower one is set by physical effects – non-perturbative effects, in particular spontaneous chiral symmetry breaking effects – therefore the agreement below ca. 1.5 GeV can be coincidental.

In addition, strategy 2 gives independent estimates of the lattice spacings. Working at $\beta_{\text{ref}} = 3.9$, we know that $a_{\beta=3.9}M = 0.8$ corresponds to 2.25 GeV and hence we obtain an estimate $a_{\beta=3.9} = 0.071(7)(7)$ fm, where the first error is the combined statistical and systematic error coming from the estimate of γ_m in the continuum limit (i.e. it combines the error of extraction of $\gamma_m(M)$ for all 4 ensembles, the errors of r_0/a needed to combine different lattice spacings and the error of the continuum extrapolation) and the second one is an estimate of effects of using only 1-loop perturbation theory [72]. Using $\beta_{\text{ref}} = 4.35$, one

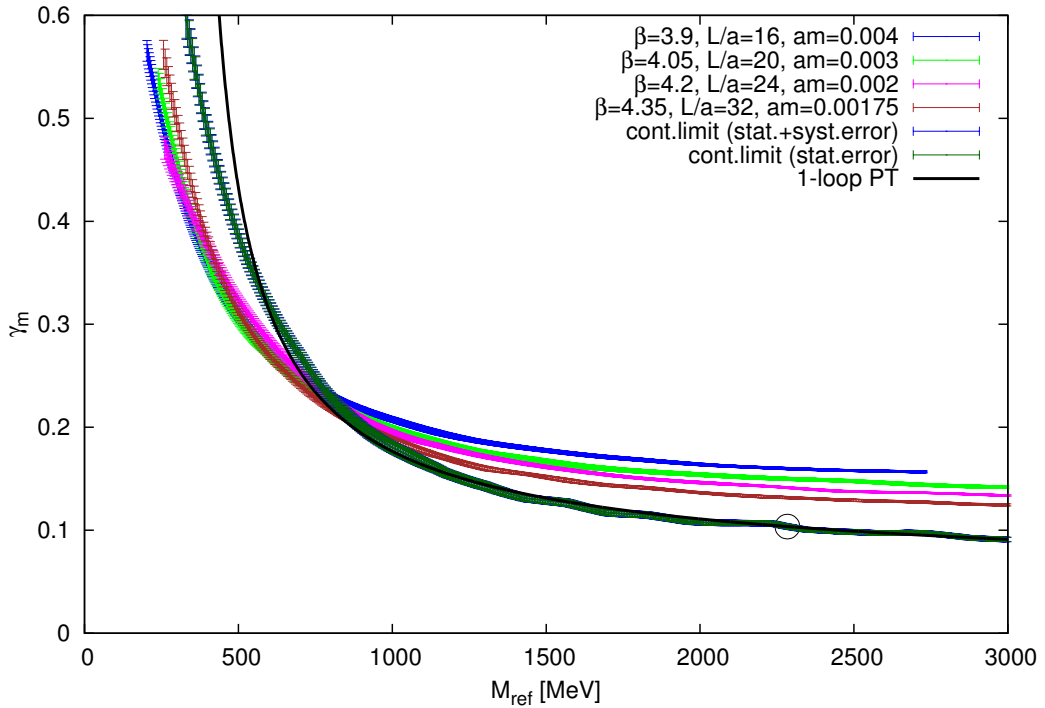
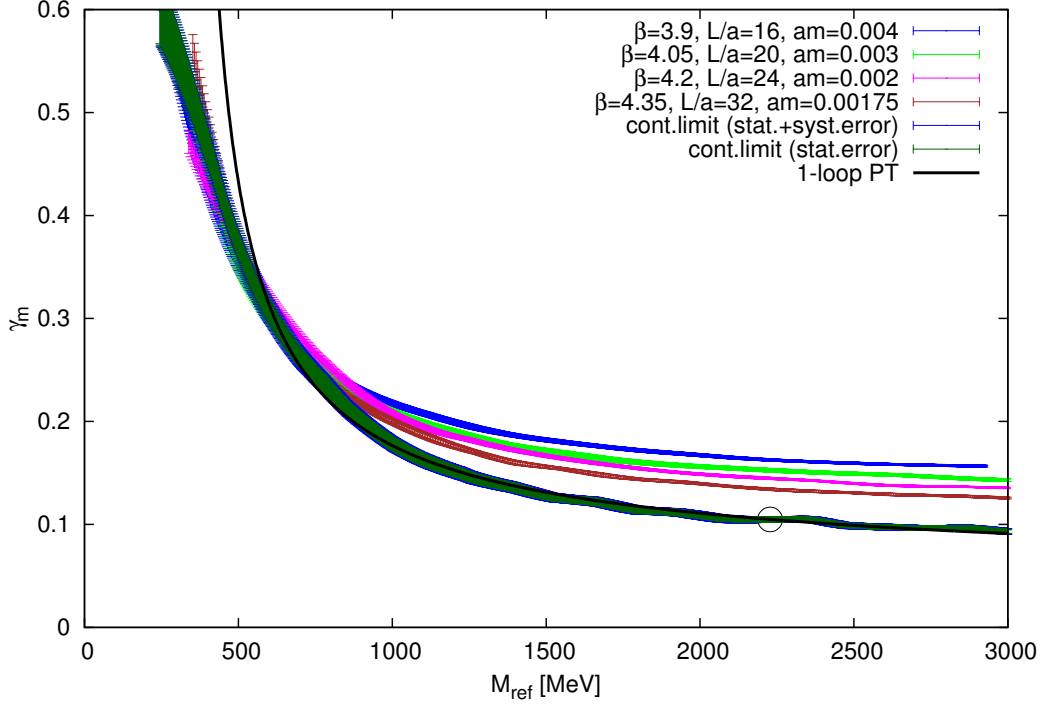


FIG. 10: Comparison of the quark mass anomalous dimension extracted from the lattice to perturbation theory (for Strategy 2). The upper plot shows the case of $\beta_{\text{ref}} = 3.9$, while the lower one of $\beta_{\text{ref}} = 4.35$. For the continuum limit results, we show the statistical error and the total one, i.e. the combined statistical error and the error originating from the uncertainty in r_0/a (see Tab. I). The point of matching to perturbation theory is marked

obtains $a_{\beta=4.35} = 0.038(1)(4)$ fm. Both estimates of the lattice spacing agree within error with the ones quoted in Tab. I, coming from chiral perturbation theory fits of the quark mass dependence of the pseudoscalar meson mass and decay constant. This agreement is reassuring, although the uncertainties are too large to be conclusive.

VI. CONCLUSIONS

The main conclusion of this work can be formulated in the following way – there exists a window in which the quark mass anomalous dimension extracted from the lattice and extrapolated to the continuum limit agrees well with continuum perturbation theory. Although the relation between the quark mass anomalous dimension and the scaling of the mode number can be shown in perturbation theory [28], it was a priori unclear whether the above mentioned window exists with presently simulated lattices.

One of the main aims of this work was to investigate whether the scaling of the mode number for intermediate eigenvalues of the Hermitian Dirac operator can be described in QCD in a similar way as in conformal field theories with an infrared fixed point. We found that the answer is indeed positive – provided one stays well above the non-perturbative regime. We have employed two analysis strategies and overall the results obtained using both of them are consistent. In both cases, we observe very good agreement with continuum perturbation theory in some range of energy scales. What is worth emphasizing is that both strategies correctly predict the scale dependence of the quark mass anomalous dimension, although they obtain it with different means – either by converting the lattice extracted value to the $\overline{\text{MS}}$ scheme using Z_P in this scheme, or by matching to perturbation theory.

Taking into account all the systematic effects, we estimate that the above mentioned contact window between the lattice and perturbation theory extends from around 1.5-2 GeV to 3.5-4 GeV at presently used lattice spacings. The lower limit – ca. 1.5 GeV – originates from two physical reasons.

- In the low-energy regime, QCD with $N_f = 2$ flavours of quarks exhibits spontaneous chiral symmetry breaking, signaled by a non-zero value of the chiral condensate. In this regime, the spectral density does not tend to zero near the origin – hence, its scaling does not follow Eq. (2) and the mode number obtains an additive correction from the non-zero value of spectral density at the origin. Taking realistic values of this

contribution, we estimated that the influence of spontaneous chiral symmetry breaking regime extends to scales of $M_R \approx 1.5$ GeV.

- The lower end of the lattice window is also related to the applicability of perturbation theory at low energies. Taking the difference of 3- and 4-loop perturbative results as a proxy of this applicability, it can be estimated that 4-loop perturbation theory formula for the quark mass anomalous dimension can be trusted above around 1.5-2 GeV (with strong coupling constant $\alpha_s \approx 0.3$ at this scale).

The upper limit of the window is related to the values of lattice spacings in present-day simulations and can be, in principle, improved by using finer lattice spacings. On the other hand, the lower limit is dictated by physics, i.e. non-perturbative effects, in particular originating from spontaneous breaking of chiral symmetry, that dominate at energies below the lower limit.

Acknowledgments

I thank the European Twisted Mass Collaboration for the generation of gauge field configurations used in this project. The effective realization of this project was possible because of the earlier work regarding the chiral condensate from the mode number, in particular the implementation of the mode number computation in the tmLQCD code, done in collaboration with Elena Garcia Ramos and Karl Jansen. I am especially grateful to Gregorio Herdoiza for several illuminating discussions, suggestions and comments. I acknowledge very useful correspondence and discussions with Anqi Cheng, Anna Hasenfratz and David Schaich. I also thank Konstantin G. Chetyrkin, Vincent Drach, Karl Jansen, Piotr Korcyl, Johann H. Kühn, Elisabetta Pallante, Giancarlo Rossi and Stefan Sint for discussions and/or suggestions. This work has been supported in part by Foundation for Polish Science fellowship “Kolumb” and by the DFG Sonderforschungsbereich/Transregio SFB/TR9. The computations for this project were performed on SuperMUC at LRZ Munich, the PC cluster in Zeuthen and Poznan Supercomputing and Networking Center (PCSS). I thank these computer centers and their staff for all technical advice and help.

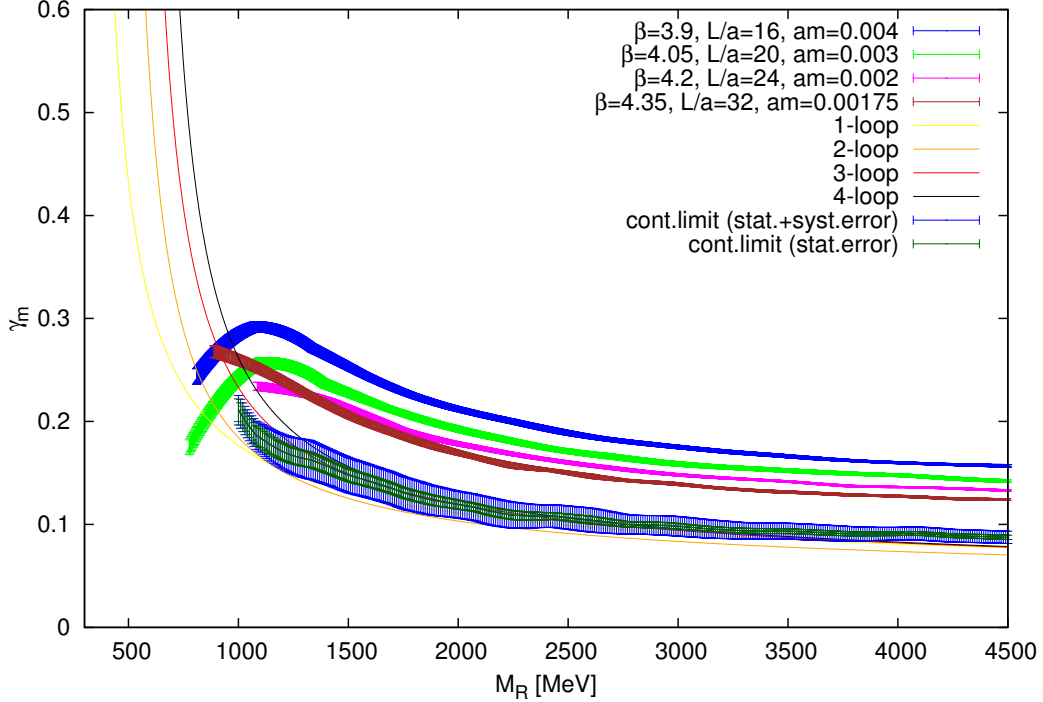


FIG. 11: Comparison of the quark mass anomalous dimension extracted from the lattice to perturbation theory. Results of alternative analysis, with the term $\nu_0(m)$ (set to 20) included in the fits of the mode number.

Appendix A: Continuum limit extrapolation with the term $\nu_0(m)$ included in the fits

The influence of the term $\nu_0(m)$ on extracted values of the anomalous dimension was discussed in Sec. V A. In Fig. 11, we show the outcome of an alternative continuum limit analysis – assuming that $\nu_0(m) = 20$ is included in Eq. (5). This plot should be compared to Fig. 9, which shows the results in the case $\nu_0(m) = 0$. Below $M_R \approx 1$ GeV, the effect is huge (with a non-physical maximum of γ_m around this scale), signaling a total breakdown of the scaling formula for the mode number. The difference in the obtained values of $\gamma_m(M_R)$ at a non-vanishing lattice spacing reaches to a renormalized threshold parameter M_R range of 1.5-2 GeV. However, the difference in continuum limit extrapolated anomalous dimension can not be seen above $M_R = 1$ GeV (note, however, that the continuum limit extrapolation breaks down below about 1.2 GeV).

This analysis can also be repeated for different values of $\nu_0(m)$. Finally, we can compare

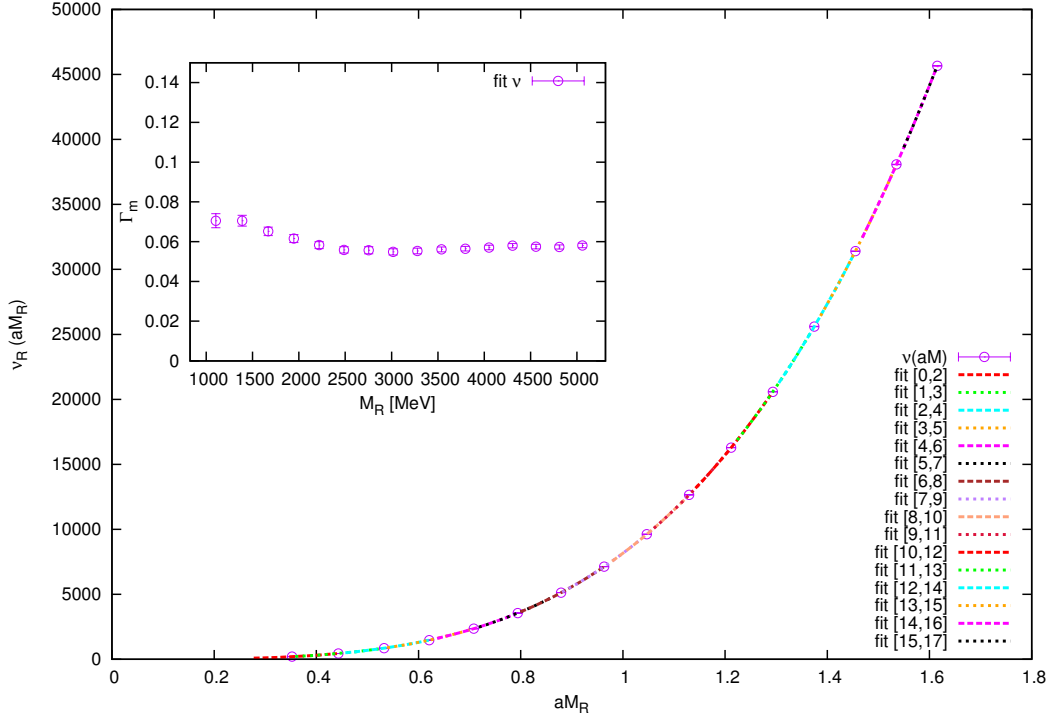


FIG. 12: Alternative approach to the scaling of the mode number – fits of Eq. (26). Ensemble C30.20: $\beta = 4.05$, $L/a = 20$, $am = 0.003$. The extracted Γ_m should be zero up to lattice artefacts.

results with $\nu_0(m) = 0, 10, 20, 30$ and 40 . Our conclusions are qualitatively the same in all cases – extrapolating to the continuum limit, the results are always compatible above $M_R \approx 1.5$ GeV, even using the conservative estimate $\nu_0(m) = 40$. Therefore, we conclude that 1.5 GeV is the lower limit for the applicability of the scaling formula for the mode number.

Appendix B: “Artefact” anomalous dimension Γ_m

In Sec. III, we discussed an alternative approach for the analysis of the scaling of the mode number, which consists in rewriting equation for the dependence of $\nu_R(M_R)$ on M_R at the renormalization scale $\mu = M_R$. The obtained Eq. (25) implies that $\nu_R(M_R) \propto M_R^4$, i.e. the scaling exponent is independent of the quark mass anomalous dimension $\gamma_m(M_R)$ and equals 4, up to cut-off effects.

Here, we show the outcome of applying this alternative approach. We fitted Eq. (26) to

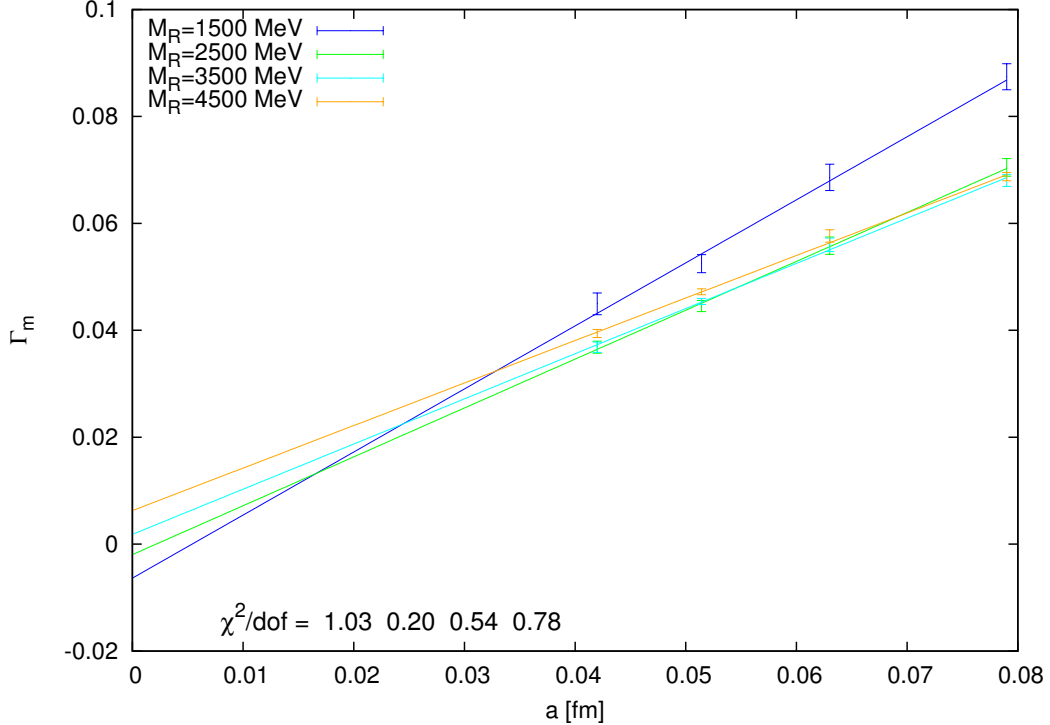


FIG. 13: Continuum limit extrapolations of the “artefact” anomalous dimension $\Gamma_m(M_R)$ at fixed M_R (between 1.5 and 4.5 GeV). We also give $\chi^2/\text{d.o.f.}$ of the fits – the values from left to right correspond to increasing values of M_R , as indicated in the key.

the data for $\nu_R(M_R)$ vs. M_R and extracted the “artefact” anomalous dimension $\Gamma_m(M_R)$. An example for the ensemble C30.20 is given in Fig. 12. As expected, the “artefact” anomalous dimension is approximately constant in the whole range and close to zero. However, only a continuum limit analysis can show whether it is indeed zero. The continuum extrapolations for selected values of M_R (1.5 to 4.5 GeV) are shown in Fig. 13. In all cases, the obtained values in the continuum are compatible with zero and all fits have $\chi^2/\text{d.o.f.} \lesssim 1$. This fully confirms our expectations that $\nu_R(M_R) \propto M_R^{4+\mathcal{O}(a)}$ and gives further indication of the self-consistency of the presented approach.

Appendix C: Continuum limit extrapolation using perturbatively evolved Z_P

As we have explained above, in order to compare the continuum limit of lattice extracted quark mass anomalous dimension with perturbation theory prediction, it is essential that the threshold parameter M is renormalized with Z_P that is evolved without using pertur-

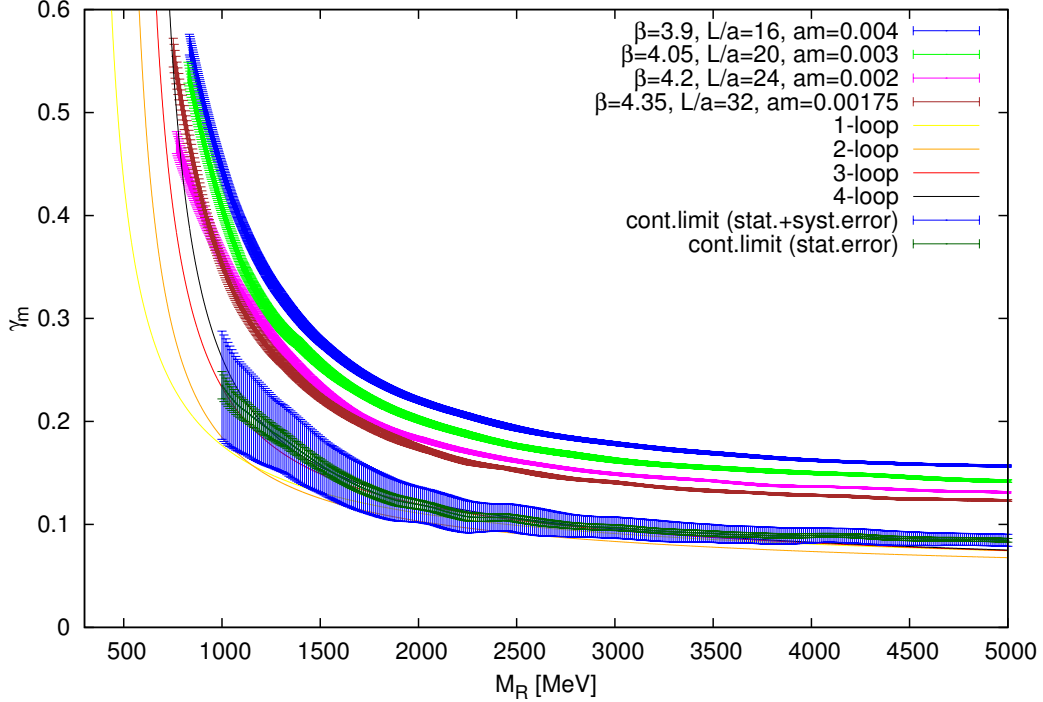


FIG. 14: Comparison of the quark mass anomalous dimension extracted from the lattice to perturbation theory – Strategy 1, using perturbative running of Z_P . This plot should be compared with Fig. 9, where non-perturbative running of Z_P is applied. For the continuum limit results, we show the statistical error and the total one, i.e. the combined statistical error, the error originating from lattice spacing value in physical units and the error coming from Z_P .

bative expressions for γ_m . However, as a check of self-consistency of the approach, we have performed the renormalization of M using also perturbatively evolved Z_P . The results of this check are shown in Fig. 14. Minor differences between the cases of non-perturbatively and perturbatively evolved Z_P are observed only around 1 GeV, although they are still statistically insignificant. We emphasize that this confirms that the curves showing perturbative and non-perturbative running of Z_P differ only by cut-off effects (in the regime where perturbation theory is applicable).

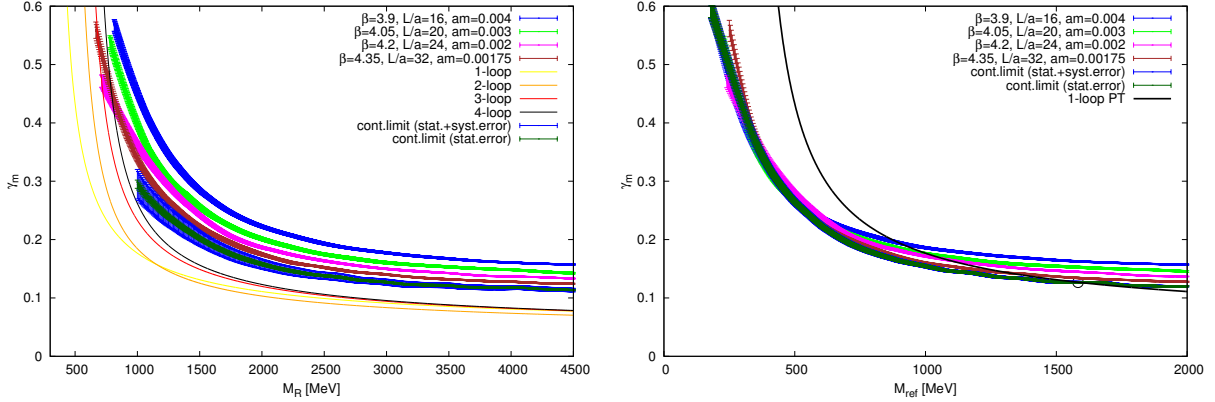


FIG. 15: Comparison of the quark mass anomalous dimension extracted from the lattice to perturbation theory, assuming $\mathcal{O}(a^2)$ scaling towards the continuum. The left plot shows the results from Strategy 1 and the right plot from Strategy 2. In the latter, the matching point is marked with a circle.

Appendix D: $\mathcal{O}(a)$ vs. $\mathcal{O}(a^2)$ scaling

Although \mathcal{R}_5 -parity even quantities computed with twisted mass fermions are $\mathcal{O}(a)$ -improved [48], the spectrum of the operator itself can in principle admit $\mathcal{O}(a)$ leading discretization effects. Therefore, for the anomalous dimension, a quantity that describes the scaling of the spectrum, one expects $\mathcal{O}(a)$ cut-off effects. Nevertheless, we performed some numerical checks of the continuum limit scaling of γ_m *assuming* $\mathcal{O}(a)$ effects are absent. Since $\mathcal{O}(a^2)$ scaling involves much shorter extrapolations to the continuum, the values in the continuum are very different from the ones assuming $\mathcal{O}(a)$ scaling. The analogue of Fig. 8 assuming $\mathcal{O}(a^2)$ scaling shows much inferior fits, i.e. the values of $\chi^2/\text{d.o.f.}$ are much above 1. However, taking errors into account, this test is not fully conclusive, as typically the values of $\chi^2/\text{d.o.f.}$ are only a factor of 2-3 worse than the ones obtained assuming $\mathcal{O}(a)$ scaling and in some cases (for some values of M_R or M_{ref}) they are even comparable.

The results of performing continuum extrapolations using Strategy 1 and Strategy 2 and assuming $\mathcal{O}(a^2)$ scaling are shown in Fig. 15. Needless to say, both strategies lead to results in contradiction with perturbation theory in terms of values predicted at a given physical scale (Strategy 1) or the scale dependence of the anomalous dimension (Strategy 2; matching performed at around 1.6 GeV). This further confirms that indeed $\mathcal{O}(a)$ leading cut-off effects

are present in our data.

- [1] T. Banks and A. Casher, Nucl.Phys. **B169**, 103 (1980).
- [2] L. Giusti and M. Luscher, JHEP **0903**, 013 (2009), 0812.3638.
- [3] K. Cichy, E. Garcia-Ramos, and K. Jansen, JHEP **1310**, 175 (2013), 1303.1954.
- [4] K. Cichy, E. Garcia-Ramos, K. Jansen, and A. Shindler, PoS **LATTICE2013**, 128 (2013).
- [5] G. P. Engel, L. Giusti, S. Lottini, and R. Sommer (2013), 1309.4537.
- [6] E. V. Shuryak and J. Verbaarschot, Nucl.Phys. **A560**, 306 (1993), hep-th/9212088.
- [7] P. Damgaard, U. M. Heller, R. Niclasen, and K. Rummukainen, Phys.Lett. **B495**, 263 (2000), hep-lat/0007041.
- [8] T. A. DeGrand and S. Schaefer, Phys.Rev. **D72**, 054503 (2005), hep-lat/0506021.
- [9] C. Lang, P. Majumdar, and W. Ortner, Phys.Lett. **B649**, 225 (2007), hep-lat/0611010.
- [10] H. Fukaya et al. (JLQCD), Phys.Rev.Lett. **98**, 172001 (2007), hep-lat/0702003.
- [11] H. Fukaya et al. (TWQCD), Phys.Rev. **D76**, 054503 (2007), 0705.3322.
- [12] H. Fukaya et al. (JLQCD, TWQCD), Phys.Rev. **D83**, 074501 (2011), 1012.4052.
- [13] F. Bernardoni, P. Hernandez, N. Garron, S. Necco, and C. Pena, Phys.Rev. **D83**, 054503 (2011), 1008.1870.
- [14] K. Splittorff and J. Verbaarschot, Phys.Rev. **D85**, 105008 (2012), 1201.1361.
- [15] M. Luscher and F. Palombi, JHEP **1009**, 110 (2010), 1008.0732.
- [16] K. Cichy, V. Drach, E. Garcia-Ramos, and K. Jansen, PoS **LATTICE2011**, 102 (2011), 1111.3322.
- [17] K. Cichy, E. Garcia-Ramos, K. Jansen, and A. Shindler, PoS **LATTICE2013**, 129 (2013).
- [18] K. Cichy, E. Garcia-Ramos, and K. Jansen, in preparation.
- [19] T. DeGrand, Phys.Rev. **D80**, 114507 (2009), 0910.3072.
- [20] L. Del Debbio and R. Zwicky, Phys.Rev. **D82**, 014502 (2010), 1005.2371.
- [21] A. Cheng, A. Hasenfratz, and D. Schaich, Phys.Rev. **D85**, 094509 (2012), 1111.2317.
- [22] A. Hasenfratz, A. Cheng, G. Petropoulos, and D. Schaich, PoS **LATTICE2012**, 034 (2012), 1207.7162.
- [23] A. Cheng, A. Hasenfratz, G. Petropoulos, and D. Schaich, JHEP **1307**, 061 (2013), 1301.1355.
- [24] A. Patella, Phys.Rev. **D84**, 125033 (2011), 1106.3494.

- [25] A. Patella, Phys.Rev. **D86**, 025006 (2012), 1204.4432.
- [26] L. Keegan, PoS **LATTICE2012**, 044 (2012), 1210.7247.
- [27] D. Landa-Marban, W. Bietenholz, and I. Hip (2013), 1307.0231.
- [28] A. Cheng, A. Hasenfratz, G. Petropoulos, and D. Schaich (2013), 1311.1287.
- [29] M. G. Perez, A. Gonzalez-Arroyo, L. Keegan, and M. Okawa (2013), 1311.2395.
- [30] M. Luscher, P. Weisz, and U. Wolff, Nucl.Phys. **B359**, 221 (1991).
- [31] M. Luscher, R. Narayanan, P. Weisz, and U. Wolff, Nucl.Phys. **B384**, 168 (1992), hep-lat/9207009.
- [32] S. Capitani, M. Luscher, R. Sommer, and H. Wittig (ALPHA Collaboration), Nucl.Phys. **B544**, 669 (1999), hep-lat/9810063.
- [33] M. Della Morte et al. (ALPHA Collaboration), Nucl.Phys. **B729**, 117 (2005), hep-lat/0507035.
- [34] F. Bursa, L. Del Debbio, L. Keegan, C. Pica, and T. Pickup, Phys.Rev. **D81**, 014505 (2010), 0910.4535.
- [35] P. Fritzscht, J. Heitger, and N. Tantalo, JHEP **1008**, 074 (2010), 1004.3978.
- [36] S. Aoki et al. (PACS-CS collaboration), JHEP **1008**, 101 (2010), 1006.1164.
- [37] T. DeGrand, Y. Shamir, and B. Svetitsky, Phys.Rev. **D82**, 054503 (2010), 1006.0707.
- [38] B. Svetitsky, Y. Shamir, and T. DeGrand, PoS **LATTICE2010**, 072 (2010), 1010.3396.
- [39] T. DeGrand, Y. Shamir, and B. Svetitsky, Phys.Rev. **D85**, 074506 (2012), 1202.2675.
- [40] J. G. Lopez, K. Jansen, D. Renner, and A. Shindler (2012), 1208.4661.
- [41] Y. Zhestkov (2001), hep-lat/0101008.
- [42] M. Constantinou et al. (ETMC), JHEP **1008**, 068 (2010), 1004.1115.
- [43] R. Arthur and P. Boyle (RBC Collaboration, UKQCD Collaboration), Phys.Rev. **D83**, 114511 (2011), 1006.0422.
- [44] R. Arthur et al. (RBC Collaboration, UKQCD Collaboration) (2012), 1208.4412.
- [45] K. Chetyrkin, Phys.Lett. **B404**, 161 (1997), hep-ph/9703278.
- [46] J. Vermaseren, S. Larin, and T. van Ritbergen, Phys.Lett. **B405**, 327 (1997), hep-ph/9703284.
- [47] K. Jansen and C. Urbach, Comput.Phys.Commun. **180**, 2717 (2009), 0905.3331.
- [48] R. Frezzotti and G. Rossi, JHEP **0408**, 007 (2004), hep-lat/0306014.
- [49] P. Weisz, Nucl.Phys. **B212**, 1 (1983).
- [50] R. Frezzotti, P. A. Grassi, S. Sint, and P. Weisz (Alpha), JHEP **0108**, 058 (2001), hep-lat/0101001.

- [51] R. Frezzotti and G. Rossi, JHEP **0410**, 070 (2004), hep-lat/0407002.
- [52] A. Shindler, Phys.Rept. **461**, 37 (2008), 0707.4093.
- [53] F. Farchioni, C. Urbach, R. Frezzotti, K. Jansen, I. Montvay, et al., Nucl.Phys.Proc.Suppl. **140**, 240 (2005), hep-lat/0409098.
- [54] F. Farchioni, K. Jansen, I. Montvay, E. Scholz, L. Scorzato, et al., Eur.Phys.J. **C42**, 73 (2005), hep-lat/0410031.
- [55] R. Frezzotti, G. Martinelli, M. Papinutto, and G. Rossi, JHEP **0604**, 038 (2006), hep-lat/0503034.
- [56] K. Jansen, M. Papinutto, A. Shindler, C. Urbach, and I. Wetzorke (XLF), JHEP **0509**, 071 (2005), hep-lat/0507010.
- [57] P. Boucaud et al. (ETMC), Phys.Lett. **B650**, 304 (2007), hep-lat/0701012.
- [58] P. Boucaud et al. (ETMC), Comput.Phys.Commun. **179**, 695 (2008), 0803.0224.
- [59] R. Baron et al. (ETMC), JHEP **1008**, 097 (2010), 0911.5061.
- [60] B. Blossier et al. (ETMC), Phys.Rev. **D82**, 114513 (2010), 1010.3659.
- [61] K. Jansen, F. Karbstein, A. Nagy, and M. Wagner (ETMC Collaboration), JHEP **1201**, 025 (2012), 1110.6859.
- [62] C. Alexandrou, M. Constantinou, T. Korzec, H. Panagopoulos, and F. Stylianou, Phys.Rev. **D86**, 014505 (2012), 1201.5025.
- [63] K. Cichy, K. Jansen, and P. Korcyl, Nucl.Phys. **B865**, 268 (2012), 1207.0628.
- [64] G. Martinelli, C. Pittori, C. T. Sachrajda, M. Testa, and A. Vladikas, Nucl.Phys. **B445**, 81 (1995), hep-lat/9411010.
- [65] G. Martinelli, G. Rossi, C. T. Sachrajda, S. R. Sharpe, M. Talevi, et al., Phys.Lett. **B411**, 141 (1997), hep-lat/9705018.
- [66] V. Gimenez, L. Giusti, S. Guerriero, V. Lubicz, G. Martinelli, et al., Phys.Lett. **B598**, 227 (2004), hep-lat/0406019.
- [67] K. Chetyrkin and A. Retey, Nucl.Phys. **B583**, 3 (2000), hep-ph/9910332.
- [68] K. Chetyrkin and A. Maier, Nucl.Phys. **B844**, 266 (2011), 1010.1145.
- [69] T. A. Ryttov and F. Sannino, Phys.Rev. **D78**, 065001 (2008), 0711.3745.
- [70] Formally, the quark mass anomalous dimension is written as $\gamma_m(g_R(\mu))$. Since we will be extracting γ_m at different threshold eigenvalue parameters M_R , we will adopt the notation $\gamma_m(M_R)$ and speak of the scale-dependent mass anomalous dimension, following the terminol-

ogy of Ref. [23].

[71] Note that in Eq. (14), the anomalous dimension is defined as $\gamma_m = -\frac{d \ln m_R(\mu)}{d \ln \mu^2}$, while Eq. (2) and the following equations of Sec. II A define it as $\gamma_m = -\frac{d \ln m_R(\mu)}{d \ln \mu}$ (convention of e.g. Ref. [69]), i.e. γ_m extracted from these formulae has to be divided by 2 to compare to Eq. (15). In the following, we do so, i.e. we define the anomalous dimension in accordance with Refs. [45, 46].

[72] Note that while a 4-loop value of γ_m is available in the $\overline{\text{MS}}$ scheme, the lattice extracted value is not in this scheme and hence only matching to 1-loop perturbation theory can be performed, since γ_m is universal at one loop. Nevertheless, some feeling for the size of higher order effects can be obtained by comparing γ_m at one and four loops in the $\overline{\text{MS}}$ scheme, which amounts to a difference of approx. 10 % at the considered energy scale.