

Search for exotic heavy top and bottom quark partners with CMS

Devdatta Majumder*

National Taiwan University,

On behalf of the CMS Collaboration

E-mail: devdatta.majumder@cern.ch

We present searches for massive top and bottom quark partners at CMS using LHC pp collision data collected at centre-of-mass energy $\sqrt{s} = 8$ TeV. Such partners can be found in models predicting vector-like quarks to solve the hierarchy problem and stabilize the Higgs boson mass. The searches span a range of final states containing several lepton and jet multiplicities, and limits were set on mass and production cross sections as a function of branching ratios.

*The European Physical Society Conference on High Energy Physics -EPS-HEP2013
18-24 July 2013
Stockholm, Sweden*

*Speaker.

1. Motivation and overview

Vector-like quarks, whose left- and right-handed components transform identically under the standard model (SM) electroweak gauge transformation, are predicted in many beyond standard model scenarios to elucidate the nature of electroweak symmetry breaking [1]. Searches of these vector-like quarks are presented with data collected by the CMS experiment [2] from pp collisions at a centre of mass energy $\sqrt{s} = 8$ TeV at the LHC. While no indication of vector-like quarks were found, limits were set on their production cross sections and masses. The analyses were performed in a model-independent way.

2. Analysis techniques

Pair-production of vector-like quarks, shown in Fig. 1 (a), dominates for masses below 1 TeV. The possible decay channels, shown in Fig. 1 (b), are to a W^\pm , Z or Higgs boson and third-generation quarks (top or bottom). Final states with leptons (electrons and muons) were considered, as they provide a relatively clean signature and helps in triggering such events.

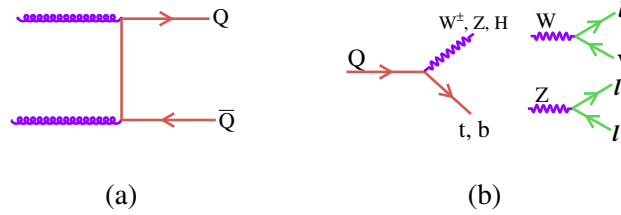


Figure 1: The pair-production of vector-like quarks (a) and their decay channels (b).

Events were classified according to the lepton multiplicity, flavours and their electric charges: single lepton, oppositely-charged and same-flavoured (OSSF), same charge and flavour (SS2L), oppositely-charged and unlike-flavoured (OSOF). Several jet algorithms were used for identifying hadronic jets. Jets reconstructed using the anti- k_T algorithm with a distance parameter 0.5 (AK5 jets) were used for tagging jets from b quark hadronisation (b jets). The Cambridge-Aachen algorithm with a distance parameter of 0.8 (CA8 jets) was used to reconstruct boosted W and top jets. The W- and top-tagging algorithms, based on jet substructure information of the CA8 jets, were used to identify boosted W and top jets. The missing transverse energy \cancel{E}_T was defined as the negative of sum of the transverse momenta of all reconstructed particles. H_T was defined as the scalar sum the transverse momenta of all reconstructed jets and S_T , as the scalar sum of the transverse momenta of all leptons, jets and \cancel{E}_T in the event.

The main backgrounds are the inclusive W and Z boson or $t\bar{t}$ production in association with jets with lesser contributions from single top quark and diboson production. Rare SM processes like $t\bar{t} + V$ or $t\bar{t} + VV$ contribute mainly in final states with SS2L lepton pairs. The signal, the inclusive W and Z boson, $t\bar{t}$, and the rare SM processes were simulated using a combination of MADGRAPH and PYTHIA6 event generator programs. The single top quark process was simulated using POWHEG. Signal cross sections were obtained using an approximate next-to-next-to-leading order calculation using the HATHOR package.

The main systematic uncertainties were those on the integrated luminosity ($\pm 4.4\%$), the reconstruction and simulation, b-tagging, W- and top-tagging. The uncertainties on the simulated samples were due to the parton distribution functions, and theoretical uncertainties. The jet energy corrections and background estimation uncertainties were also taken into account.

3. Search for a vector-like top quark t'

The decay channels explored were $t' \rightarrow bW$, $t' \rightarrow tZ$ and $t' \rightarrow tH$. Two analyses, one with a single lepton final state, and the other with a multilepton final state, were performed [3]. The limit on the mass of the t' quark was set for all allowed sets of branching ratios, as depicted in Fig. 2.

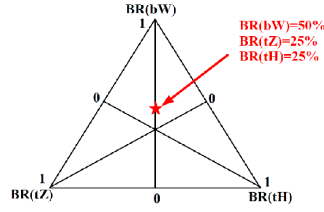


Figure 2: The t' quark branching ratio plane over which mass limits were set. A special combination of branching ratios is marked by a star, which corresponds to a model where the t' quark decays democratically via the charged-current ($t' \rightarrow bW$) and the neutral current ($t' \rightarrow tZ$ or $t' \rightarrow tH$) processes [4].

The single lepton analysis required one lepton with $p_T > 32$ GeV and $|\eta| < 2.1$. Events were selected and categorized according to the number of b-tagged and W-tagged jets in the final state. The signal and background separation was obtained by training a boosted decision tree (BDT) separately for events with an electron or a muon, and in two categories, based on the presence and absence of a W-tagged jet. The background modelling was validated in a data control sample without b-tagged jets. The BDT discriminator shape for one event category is shown in Fig. 3 (a).

The multilepton analysis used three event categories: the opposite-signed (OS) and the same-signed (SS) dilepton, and the trilepton. The OS category further contained OSSF and OSOF type events. The number of jets, the H_T and the S_T were used to reject backgrounds. The OS23 event category, where the invariant mass of the two leptons were inconsistent with that from a Z boson (Z-veto), was used to enhance the sensitivity of the $t' t' \rightarrow bWbW$ channel. The variable $\min(M(\ell, bjet))$, which is the minimum of the invariant masses of all lepton-b jet pairs, was used to obtain a good rejection of the $t\bar{t} + jets$ background in such events. A total of twelve event categories were used, based on the number of leptons, the lepton flavours and the Z-veto. The $\min(M(\ell, bjet))$ for OS23 events, and the S_T distributions in SS2L final states are shown in Figs. 3 (b) and 3 (c), respectively.

The t' mass limits were obtained by using a likelihood fit of the BDT shapes in signal and background to the data. The multilepton analysis used counting of signal and background events in the 12 event categories. The observed and the expected lower mass limits for $BR(t' \rightarrow bW) = 50\%$ and $BR(t' \rightarrow tZ) = BR(t' \rightarrow tH) = 25\%$ are 696 GeV and 773 GeV respectively, at 95% confidence level (CL), as shown in Fig. 4 (a). The observed and expected mass limits for the whole range of t' branching ratios is shown in Figs. 4 (b) and 4 (c), respectively.

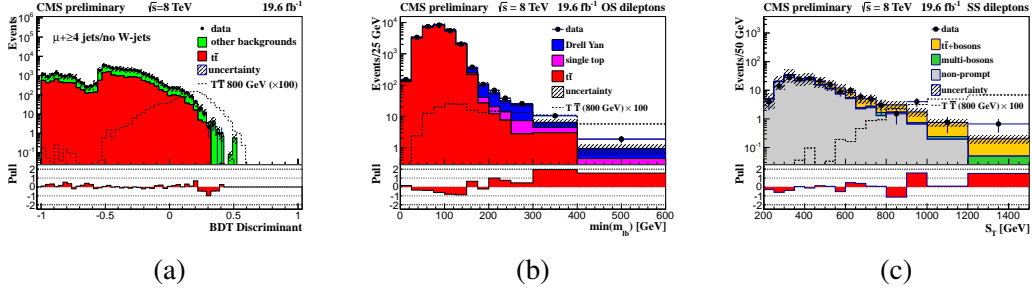


Figure 3: The BDT distribution for the single lepton final state (a), the $\min(M(\ell b))$ distribution in OS23 events (b) and the S_T distribution (c) in SS2L final states in the search for the t' quark.

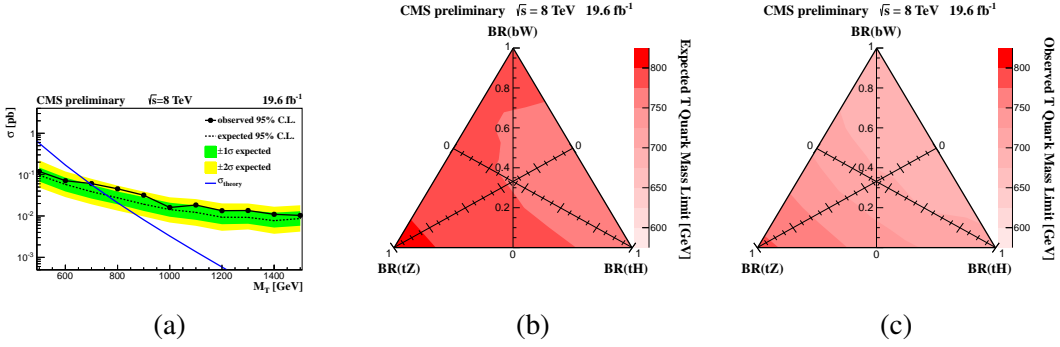


Figure 4: The 95% upper limit on the t' pair-production cross section as a function of $M(t')$ (a). The 95% expected (b) and observed (c) lower limits on $M(t')$ for different branching fractions of the t' .

4. Search for a charge $5e/3$ top quark partner $T_{5/3}$

The search for an exotic quark of charge $5e/3$ was performed [5]. The pair-production and decay of the $T_{5/3}$ quark is shown in Fig. 5 (a), with the notable feature that for one $T_{5/3}$ decaying leptonically and the other hadronically, the final state contains a SS2L pair, resulting in highly suppressed SM backgrounds. Backgrounds from rare SM processes like $t\bar{t} + W$, $t\bar{t} + Z$, WW , same electric charge W boson pair-production were evaluated from simulations. Events with an OS2L pair may be part of the background composition, due to the misidentification of the lepton's electric charge, with contributions also from instrumental backgrounds due to fake leptons. These were estimated from the data. The estimated background is 6.6 ± 2 while the number of observed events is 11. The mass limit on the $T_{5/3}$ was obtained using a frequentist counting experiment and is shown in Fig. 5 (b), with the observed lower limit at 770 GeV and the expected at 830 GeV, at 95% CL.

Mass reconstruction of $T_{5/3}$ can possibly improve the limits in data corresponding to higher integrated luminosity and has been tried out in the current dataset with a looser selection criteria, as shown in Fig. 5 (c). The masses were reconstructed using jet constituents with a set of combinations, as given in Table 1. For a fully hadronically decaying $T_{5/3}$ quark, the decay products are a W boson and a top quark, which decays to a W boson and a b quark. These were reconstructed using top-, W- and b-tagged jets which were then combined to reconstruct the $T_{5/3}$ candidate.

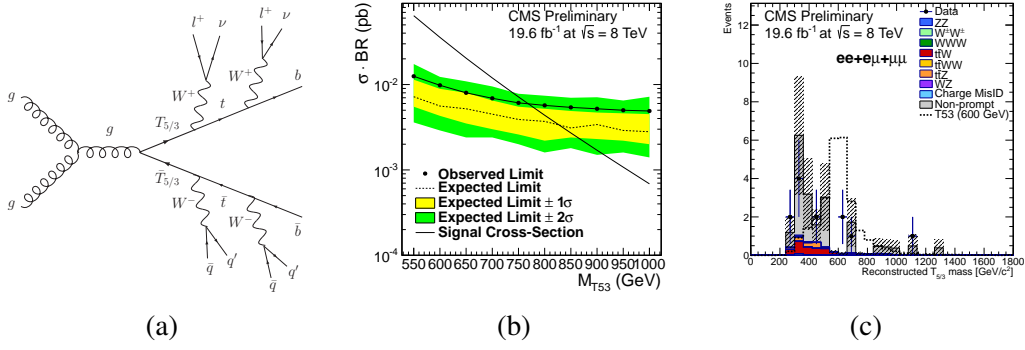


Figure 5: The pair-production of a $T_{5/3}$ quark (a). The 95% upper limit on the pair-production cross section of the $T_{5/3}$ quark (b) and the invariant mass distribution of the $T_{5/3}$ quark candidates (c).

Table 1: The combinations of top, W and AK5 jets used to reconstruct a hadronically decaying $T_{5/3}$ quark.

	Top jet	W jet	AK5 jet
Combination 1	1	1	-
Combination 2	1	-	2 (W candidate)
Combination 3	-	2	1
Combination 4	-	1	2 (W candidate) + 1
Combination 5	-	-	2×2 (W candidate) + 1

5. Search for a vector-like bottom quark b'

A re-interpretation of an R -parity supersymmetry search in final states containing three or four leptons and b -tagged jets was used to place limits on the b' quark decaying to tW or bZ [6]. Events were categorized as per the lepton flavour, charge and multiplicities, and the number of b -tagged jets. Z boson candidates were reconstructed from OSSF lepton pairs with $75 < M(\ell\ell) < 105$ GeV. The main backgrounds in this search were from misidentified non-prompt leptons, which were estimated using the data. The contributions from $t\bar{t}$ and dibosons were obtained from simulations and verified in data control samples. The S_T distribution of the events in the four lepton+1 b -tagged jets with a Z boson candidate event category is shown in Fig. 6 (a) and in the four lepton+1 b -tagged jets with no Z boson candidates event category in Fig. 6 (b).

The level of agreement between the data and the estimated backgrounds was found to be good across all event categories and limits were placed on the cross section and mass of the b' quark. For a b' quark decaying to bZ or tW with a branching fraction of 50% each, the lower limit on the b' quark was set at 700 GeV, as shown in Fig. 6 (c). The limit on the b' quark as function of the $BR(b' \rightarrow bZ)$ is shown in Fig. 6 (d) and the b' quark in the range of 660-760 GeV is eliminated, depending on the branching ratio.

6. Conclusion

The searches for heavy vector-like quarks in CMS is presented. No evidence for vector-like

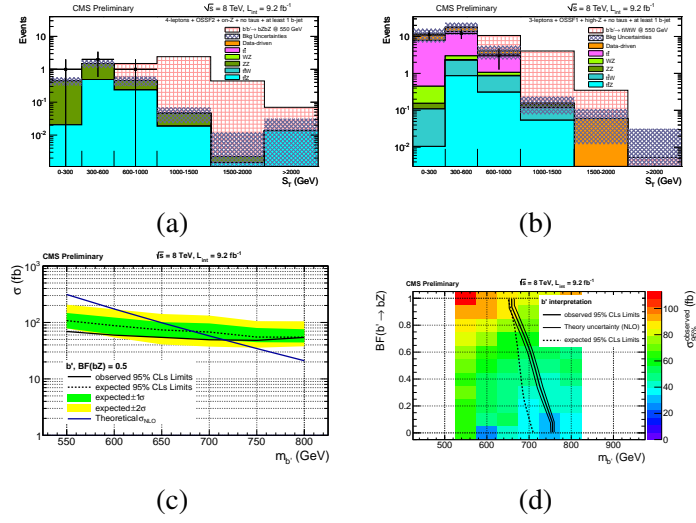


Figure 6: S_T distribution of events with Z boson + 1 b jet (a) and of events with an opposite-charged same-flavoured lepton pair outside the $M(Z)$ window. The upper limit on the cross section of the b' quark pair-production for $BR(b' \rightarrow bZ) = BR(b' \rightarrow tW) = 50\%$ (c) and on the b' quark mass as a function of $BR(b' \rightarrow bZ)$ (d) at 95% CL.

top or bottom partners was found with the data collected in 2012 pp collisions at $\sqrt{s} = 8$ TeV. The lower limits on the masses of the heavy quarks were set as given in Table 2.

Table 2: The summary of the limits obtained for the searches for vector-like quarks presented above, given for a representative set of branching ratios.

Heavy quark (electric charge)	Branching ratio	Mass limit (GeV)
t' (+2/3)	$BR(t' \rightarrow b W):BR(t' \rightarrow t Z):BR(t' \rightarrow t H) = 0.5:0.25:0.25$	696
$T_{5/3}$ (+5/3)	$BR(T_{5/3} \rightarrow t W) = 1$	770
b' (-1/3)	$BR(b' \rightarrow t W):BR(b' \rightarrow b Z) = 0.5:0.5$	700

References

[1] S. Fajfer *et al.*, *JHEP* **1307** (2013), 155 [arXiv:1304.4219 \[hep-ph\]](#), A. De Simone *et al.* *JHEP* **04** (2013), 004 [arXiv:1211.5663 \[hep-ph\]](#), J. A. Aguilar-Saavedra, *JHEP* **0911** (2009), 030 [arXiv:0907.3155 \[hep-ph\]](#).
 [2] R. Adolphi *et al.*, **CMS Collaboration** *JINST* **3** (2008) S08004.
 [3] **CMS Collaboration** *Physics Analysis Summary* [CMS-PAS-B2G-12-015](#).
 [4] F. del Aguila *et al.*, *Nucl.Phys.* **B334** (1990) 1.
 [5] **CMS Collaboration** *Physics Analysis Summary* [CMS-PAS-B2G-12-012](#).
 [6] **CMS Collaboration** *Physics Analysis Summary* [CMS-PAS-SUS-12-027](#).