

Price of Anarchy for Non-atomic Congestion Games with Stochastic Demands

Chenlan Wang, Xuan Vinh Doan, Bo Chen*

*Warwick Business School & Centre for Discrete Mathematics and its Applications
(DIMAP), University of Warwick, CV4 7AL, UK*

Abstract

We generalize the notions of user equilibrium and system optimum to non-atomic congestion games with stochastic demands. We establish upper bounds on the price of anarchy for three different settings of link cost functions and demand distributions, namely, (a) affine cost functions and general distributions, (b) polynomial cost functions and general positive-valued distributions, and (c) polynomial cost functions and the normal distributions. All the upper bounds are tight in some special cases, including the case of deterministic demands.

Keywords: price of anarchy, user equilibrium, system optimum, stochastic demand

1. Introduction

Nonatomic congestion games illustrate non-cooperative situations involving large populations of players competing for a finite set of resources (Chau and Sim, 2003). Routing problem in transportation networks is a very important application of non-atomic congestion games. The price of anarchy (PoA), first introduced by Koutsoupias and Papadimitriou (1999) on a load-balancing game, is one of the main measures of system degradation due to lack of coordination. Roughgarden and Tardos (2004) studied the PoA for non-atomic congestion games as the worst-case performance of the user equilibrium (UE)

*Corresponding author. Tel.: +44 2476524755

Email addresses: chenlan.wang@warwick.ac.uk (Chenlan Wang),
X.Doan@warwick.ac.uk (Xuan Vinh Doan), B.Chen@warwick.ac.uk (Bo Chen)

in terms of system optimality achieved at the system optimum (SO), where the UE (Wardrop, 1952) describes a steady state of travelers' selfish routing while the SO demonstrates the optimal usage of traffic resources as a result of a well-coordinated action on the whole network.

Quantitative study on the PoA enables us to deem certain outcomes of a game optimal or approximately optimal and to make known the factor influencing the inefficiency of the UE, and further contributes to mechanism design for congestion games. Roughgarden and Tardos (2002) bounded the PoA when the link cost functions are separable, semi-convex and differentiable. The PoA was proved dependent only on the class of the cost functions, independent of the network topology. In particular, the PoA with affine cost functions is tightly bounded by $4/3$.

The main developments in the research on PoA were extensions to networks with a broader range of cost functions. Chau and Sim (2003) generalized Roughgarden and Tardos' results to the cases with symmetric cost functions. Correa et al. (2004) gave a new proof of the upper bound of the PoA with cost functions that are non-convex, non-differentiable, and even discontinuous. Perakis (2007) extended the work to asymmetric cost functions and bounded the PoA by two parameters of asymmetry and nonlinearity. Sheffi (1985) introduced the notion of stochastic user equilibrium (SUE), which describes the travelers' selfish routing decisions on their subjective perceived travel costs by involving stochastic cost functions. The PoA on logit-based SUE was bounded by Guo et al. (2010) on the basis of Sheffi's model.

Another line of developments in the PoA study is to improve the setting of the traffic demand to better reflect reality. Chau and Sim (2003) presented a weaker upper bound on the PoA with elastic demands. Although study on the PoA with stochastic demands is still quite new, efforts have been spent on modelling UE and SO involving demand uncertainty. It was assumed that the objective of selfish travelers was to choose the route that minimizes the mean travel cost (Sumalee and Xu, 2011) or weighted sum of the mean and the variance of the travel cost (Sumalee and Xu, 2011; Bell and Cassir, 2002) with risk-neutral and risk-averse travelers, respectively. A travel time budget (TTB) was also considered in the equilibrium condition on the basis of reliability (Lo et al., 2006; Shao et al., 2006). However, to deduce the distributions of the path and link flows, all these studies rely on some assumptions, such as that all the path flows follow the same type of distribution as the demand and have the same variance (or standard deviation) to mean ratio (Sumalee and Xu, 2011; Shao et al., 2006; Zhou and Chen,

2008), and that all the path flows are independent (Clark and Watling, 2005; Sumalee and Xu, 2011; Shao et al., 2006; Zhou and Chen, 2008). Apparently, these assumptions are open to questions for the relationship between the path flows and demand, not only because of lack of empirical data support but also they violate the demand feasibility constraint even in simple networks. In order to have a better reliable result on the PoA, we need to relax the aforementioned assumptions and establish a new equilibrium condition.

In this paper we present an analytical method to determine distributions of the path and link flows under a given demand distribution and, from a practical perspective, describe travelers' behaviors by route choice probabilities. We generalize the deterministic UE condition to a stochastic version with risk-neutral travelers. For our new model we establish upper bounds on the PoA, which are found to depend on cost functions and demand distributions. All these upper bounds are shown to be tight in some special cases.

The remainder of the paper is organized as follows. Section 2 introduces generalized notions of user equilibrium (UE) and system optimum (SO) under demand uncertainty, formulates the equilibrium condition as a variational inequality problem and discusses existence and uniqueness of the equilibrium. Section 3 studies the PoA with affine cost functions and polynomial cost functions respectively. For polynomial cost functions, we first present an upper bound on the PoA for any general positive-valued demand distribution. Then we improve the upper bound when the demand distribution is specifically normal. In Section 4 we compare the upper bounds established in Section 3 and discuss connections with existing results in the literature. Conclusions are drawn in Section 5.

2. Model with stochastic demand

2.1. The route choice model

Consider a general network $G = (N, E)$, where N and E denote the set of nodes and edges, respectively. A subset of nodes forms a set of origin-destination (O-D) pairs, denoted by I . We call an O-D pair $i \in I$ a *commodity*. Parallel edges are allowed and a node can be in multiple O-D pairs. Denote by P_i the set of all possible paths connecting an O-D pair $i \in I$.

Day-to-day variability of the traffic demand is considered as the source of the uncertainty in this study. We assume that the demand distributions

are given and publicly known, which is based on the fact that a traveler, especially a commuter, has knowledge of the probabilities of possible demand levels from his or her own experiences, although the actual current demand level is unknowable. A similar assumption can be found in the model of deterministic demands, which states that travelers have perfect knowledge of the fixed demand in the network (Wardrop, 1952). The demands of different O-D pairs are assumed to be independent. We adopt the following notation in our study, where capital letters and lower cases letters are used to express random variables and, if applicable, the corresponding mean values, respectively.

- D**: vector of traffic demands with component $D_i \in \mathbb{R}$ as the demand between O-D pair $i \in I$;
- d**: vector of mean traffic demands with component $d_i \in \mathbb{R}$ as the mean demand between O-D pair $i \in I$;
- σ_i^2 : variance of D_i ;
- θ_i : coefficient of demand variation, i.e., $\theta_i = \sigma_i/d_i$;
- $\bar{\theta}$: maximum coefficient of demand variation, i.e., $\bar{\theta} = \max_{i \in I} \{\theta_i\}$;
- $\underline{\theta}$: minimum coefficient of demand variation, i.e., $\underline{\theta} = \min_{i \in I} \{\theta_i\}$;
- F_k^i : traffic flow on path $k \in P_i$, $F_k^i \in \mathbb{R}$;
- f_k^i : mean flow on path $k \in P_i$, $f_k^i \in \mathbb{R}$;
- F**: vector of path flows, i.e., $\mathbf{F} = (F_k^i : k \in P_i, i \in I)$;
- f**: vector of mean path flows, i.e., $\mathbf{f} = (f_k^i : k \in P_i, i \in I)$;
- V_e : traffic flow on edge $e \in E$, $V_e \in \mathbb{R}$;
- v_e : mean traffic flow on edge $e \in E$, $v_e \in \mathbb{R}$;
- V**: vector of link flows, i.e., $\mathbf{V} = (V_e : e \in E)$;
- v**: vector of mean link flows, i.e., $\mathbf{v} = (v_e : e \in E)$;
- $\delta_{k,e}^i$: link-path incidence indicator, which is 1 if link e is included in path $k \in P_i$ and 0 otherwise, $e \in E$, $i \in I$;
- δ_e^i : link-commodity incidence indicator, i.e., $\delta_e^i = \max_{k \in P_i} \delta_{k,e}^i$;
- n_e : number of O-D pairs that use link $e \in E$ in their paths, i.e., $n_e = \sum_{i \in I} \delta_e^i$;
- n : $n = \max_{e \in E} \{n_e\}$. Hence $n \leq |I|$.

Given stochastic demand vector $\mathbf{D} = (D_i : i \in I)$, a multi-commodity flow $\mathbf{F} = (F_k^i : k \in P_i, i \in I)$ is said to be *feasible* if

$$\sum_{k \in P_i} F_k^i = D_i, \quad \forall i \in I. \quad (1)$$

It is clear that the flow on each link is the sum of flows on all the paths that include the link:

$$V_e = \sum_{i \in I} \sum_{k \in P_i} \delta_{k,e}^i F_k^i, \quad \forall e \in E. \quad (2)$$

In a non-atomic congestion game, there are an infinite number of players, each controlling a negligible fraction of the overall traffic. The cost, denoted by $c_e(\cdot): \mathbb{R}^+ \rightarrow \mathbb{R}^+$, of traveling through edge $e \in E$ is a nondecreasing function of the total flow on it, which is also called a (link) cost function. The path cost is simply the sum of the costs of those links that are included in the path, i.e.,

$$c_k^i(\mathbf{F}) = \sum_{e \in E} \delta_{k,e}^i c_e(V_e), \quad \forall k \in P_i, \forall i \in I.$$

We denote any instance of a non-atomic congestion game by a triple $(G, \mathbf{D}, \mathbf{c})$, where G is the underlying network, \mathbf{D} and \mathbf{c} are the vectors of demands and (link) cost functions, respectively.

Note that pure strategies and mixed strategies are regarded as the same in the deterministic UE model (Roughgarden and Tardos, 2002), as flow assignments according to mixed strategies can be obtained via pure strategies according to flow proportions. This is based on the assumption that all the other players' behaviors are known when one player makes a route choice. However, this assumption becomes no longer valid under stochastic demands and it is unrealistic to distinguish individual traffic of the same O-D pair at an equilibrium according to different routes taken. Thus it is necessary for us to consider mixed strategies since it is reasonable to assume that all the players of the same O-D pair play the same strategies at an equilibrium in such an environment with incomplete information (Myerson, 1998; Ashlagi et al., 2006).

For any O-D pair $i \in I$, let p_k^i be the probability that path $k \in P_i$ is chosen. Let

$$\Omega = \{\mathbf{p} = (p_k^i \geq 0 : k \in P_i, i \in I) : \sum_{k \in P_i} p_k^i = 1, i \in I\}.$$

Then Ω is the set of vectors of route choice probabilities across all the paths with a dimension of $\sum_{i \in I} |P_i|$. In order to describe the traffic assignment under stochastic demand, we adopt the *route choice model* to simulate travelers' path choice behaviors, which has been widely used in stochastic routing

problems (Sheffi, 1985; Clark and Watling, 2005). It needs to be noted that the route choice probabilities in Sheffi's model are used to describe the routing trend among all the travelers, which are estimated by the flow fractions on each path, and the routing choice of a specific traveler is still a pure strategy, determined by his or her own estimation of the travel cost. On the other hand, the routing choice probabilities in this study are in fact mixed strategies undertaken by travelers. The traffic assignment under stochastic demands is determined by the routing choice probabilities. The path and link flows are random variables related to the random demands and the routing choice probabilities, which consequently induce the random path and link travel costs.

In what follows we show that the distributions of link flows can be identified by the demand distributions and the routing choice probabilities. Since each traveler between any O-D pair $i \in I$ controls a negligible amount of traffic, Δd_i , the number of travelers on path $k \in P_i$ after demand D_i is realized at $D_i = y$ is

$$m_k^i = \frac{F_k^i | D_i = y}{\Delta d_i}, \quad \forall k \in P_i. \quad (3)$$

Since the routing choice on path $k \in P_i$ for every such traveler is a Bernoulli event with success probability p_k^i , the conditional number m_k^i of travelers follows a multinomial distribution with the mean and variance as follows:

$$\begin{aligned} \mathbb{E}[m_k^i] &= m_i p_k^i, & \forall k \in P_i, \\ \text{Var}[m_k^i] &= m_i p_k^i (1 - p_k^i), & \forall k \in P_i, \end{aligned}$$

where $m_i = y/(\Delta d_i)$. Therefore, it follows from (3) that

$$\begin{aligned} \mathbb{E}[F_k^i | D_i = y] &= \Delta d_i m_i p_k^i = y p_k^i, \\ \text{Var}[F_k^i | D_i = y] &= (\Delta d_i)^2 \text{Var}[m_k^i] = \Delta d_i y p_k^i (1 - p_k^i), \end{aligned}$$

for any $k \in P_i$. The variance above vanishes as $\Delta d_i \rightarrow 0$, which implies

$$(F_k^i | D_i = y) \cong p_k^i \cdot y, \quad \forall k \in P_i, \forall i \in I.$$

Therefore, the path flows are determined once the demands are realized. The distributions of path flows then follows from the *total probability theorem* as follows:

$$F_k^i \cong p_k^i \cdot D_i, \quad \forall k \in P_i, \forall i \in I. \quad (4)$$

Similarly we can obtain the distributions of random link flows with the link-path conservation (2).

Remark. It is commonly assumed in the literature (Clark and Watling, 2005; Sumalee and Xu, 2011; Shao et al., 2006; Zhou and Chen, 2008) that all path flows $\{F_k^i : k \in P_i, i \in I\}$ are independent, which apparently violates the flow feasibility constraints (1). On the other hand, if we only assume that $\{D_i : i \in I\}$ are independent, then (4) implies that, for any $i, i' \in I$ and any $k \in P_i, k' \in P_{i'}$, path flows F_k^i and $F_{k'}^{i'}$ are independent of each other.

2.2. Equilibrium under stochastic demand (UE-SD)

As discussed in the previous section, under stochastic traffic demands we assume that risk-neutral travelers between the same O-D pair will use the same strategy at a steady state. We define our equilibrium condition such that travelers cannot improve their expected travel costs by unilaterally changing their routing choice strategies.

Definition 1 (UE-SD condition). Given a transportation game $(G, \mathbf{D}, \mathbf{c})$, vector $\mathbf{p} \in \Omega$ of routing choice probabilities is said to be a user equilibrium (UE-SD) if and only if

$$\mathbb{E}[c_k^i(\mathbf{F})] \leq \mathbb{E}[c_\ell^i(\mathbf{F})], \quad \forall k, \ell \in P_i, i \in I \text{ with } p_k^i > 0. \quad (5)$$

From the definition we see that, at UE-SD, all the paths with positive probabilities for the same O-D pair have the equal and minimum expected travel cost. When all travelers play mixed strategies according to the UE-SD condition, the expected travel costs are guaranteed to be at minimum. To solve the equilibrium problem, let us reformulate the UE-SD condition into a variational inequality (VI).

Proposition 1. *Given a transportation game $(G, \mathbf{D}, \mathbf{c})$, let $\mathbf{p}^* \in \Omega$ be a vector of routing choice probabilities. Then \mathbf{p}^* is a UE-SD if and only if it satisfies the following VI condition: for any vector \mathbf{p} of routing choice probabilities,*

$$(\mathbf{f} - \mathbf{f}^*)^T \mathbb{E}[c(\mathbf{F}^*)] \geq 0, \quad (6)$$

where \mathbf{F}^* is the vector of path flows corresponding to \mathbf{p}^* , and \mathbf{f}^* and \mathbf{f} are, respectively, the vector of the mean path flow corresponding to \mathbf{p}^* and \mathbf{p} .

Proof. Since demand $d_i > 0$ for every $i \in I$, according to (4) we can write the UE-SD condition (5) as follows:

$$\mathbb{E}[c_k^i(\mathbf{F})] \leq \mathbb{E}[c_\ell^i(\mathbf{F})], \quad \forall k, \ell \in P_i, i \in I \text{ with } f_k^i > 0. \quad (7)$$

Let $\pi_i = \min_{\ell \in P_i} \mathbb{E}[c_\ell^i(\mathbf{F})]$ for any $i \in I$, then (7) is equivalent to

$$\begin{cases} f_k^i (\mathbb{E}[c_k^i(\mathbf{F})] - \pi_i) = 0, \\ f_k^i \geq 0, \end{cases} \quad \forall k \in P_i, \forall i \in I.$$

Let \mathbf{p}^* , \mathbf{F}^* and \mathbf{f}^* be the vectors of strategies and the corresponding path flows, mean path flows at the UE-SD, respectively. Then

$$\sum_{i \in I} \sum_{k \in P_i} (f_k^i)^* (\mathbb{E}[c_k^i(\mathbf{F}^*)] - \pi_i) = 0.$$

For any feasible $\mathbf{f} = (f_k^i \geq 0 : k \in P_i, i \in I)$, we also have

$$\sum_{i \in I} \sum_{k \in P_i} f_k^i (\mathbb{E}[c_k^i(\mathbf{F}^*)] - \pi_i) \geq 0.$$

Thus

$$\sum_{i \in I} \sum_{k \in P_i} (f_k^i)^* (\mathbb{E}[c_k^i(\mathbf{F}^*)] - \pi_i) \leq \sum_{i \in I} \sum_{k \in P_i} f_k^i (\mathbb{E}[c_k^i(\mathbf{F}^*)] - \pi_i). \quad (8)$$

From the feasibility condition (1) we have $\sum_{k \in P_i} f_k^i = \sum_{k \in P_i} (f_k^i)^* = d_i$ for every $i \in I$. Hence

$$\sum_{i \in I} \sum_{k \in P_i} (f_k^i)^* \pi_i = \sum_{i \in I} \sum_{k \in P_i} f_k^i \pi_i,$$

which together with (8) implies (6):

$$\sum_{i \in I} \sum_{k \in P_i} (f_k^i)^* \mathbb{E}[c_k^i(\mathbf{F}^*)] \leq \sum_{i \in I} \sum_{k \in P_i} f_k^i \mathbb{E}[c_k^i(\mathbf{F}^*)].$$

On the other hand, observe that as the first order optimality condition, the solution of VI problem (6) also solves the following LP problem:

$$\begin{aligned} \min \quad & \mathbf{f}^T \mathbb{E}[\mathbf{c}(\mathbf{F}^*)] \\ \text{s.t.} \quad & \sum_{k \in P_i} f_k^i = d_i, \quad i \in I, \\ & f_k^i \geq 0, \quad k \in P_i, i \in I, \end{aligned}$$

the duality of which is

$$\begin{aligned} \max \quad & \lambda^T \mathbf{d} \\ \text{s.t.} \quad & \lambda_i \leq \mathbb{E}[c_k^i(\mathbf{F}^*)], \quad k \in P_i, i \in I. \end{aligned}$$

Therefore, we have the following complementary slackness conditions:

$$(\mathbb{E}[c_k^i(\mathbf{F}^*)] - \lambda_i) f_k^i = 0, \quad k \in P_i, i \in I,$$

which imply (5). \square

An equivalence between the UE-SD condition and a minimization problem can also be established if the link cost functions are linear, which is stated as in the following proposition.

Proposition 2. *Given a transportation game $(G, \mathbf{D}, \mathbf{c})$ with cost functions \mathbf{c} linear, let $\mathbf{p}^* \in \Omega$ be a vector of routing choice probabilities. Then \mathbf{p}^* is a UE-SD if and only if it solves the following minimization problem*

$$\min_{\mathbf{p} \in \Omega} Z(\mathbf{p}) \equiv \sum_{e \in E} \int_0^{v_e} c_e(x) dx, \quad (9)$$

where $v_e = \sum_{i \in I} \sum_{k \in P_i} \delta_{k,e}^i p_k^i d_i$.

Proof. We prove this proposition by verifying the equivalence between VI problem (6) and minimization problem (9). Note that, since the link cost function $c_e(x)$ is continuously differentiable and non-decreasing, function $\int_0^{v_e} c_e(x) dx$ is convex (with respect to v_e) for any $e \in E$, which together with the fact that convexity is invariant under affine maps implies that the objective function $Z(\mathbf{p})$ in (9) is convex, which together with the fact that the feasible region Ω is convex and compact implies in turn that is a convex optimization problem. Therefore, it is necessary and sufficient for \mathbf{p}^* to satisfy the first order optimality condition of (9) (Bertsekas, 1999, Proposition 2.1.2):

$$(\mathbf{p} - \mathbf{p}^*)^T \nabla Z(\mathbf{p}^*) \geq 0. \quad (10)$$

Since

$$\frac{\partial Z(\mathbf{p})}{\partial p_k^i} = \sum_{e \in E} c_e(v_e) \frac{\partial v_e}{\partial p_k^i} = \sum_{e \in E} c_e(v_e) (\delta_{k,e}^i d_i) = c_k^i(f) d_i,$$

which together with $(f_k^i)^* = (p_k^i)^* d_i$ due to (4) implies that condition (10) is equivalent to

$$(\mathbf{f} - \mathbf{f}^*)^T \mathbf{c}(\mathbf{f}^*) \geq 0,$$

which is equivalent to (6) when the link cost functions are linear. \square

In general, when link cost functions are nonlinear, we rewrite the UE-SD equivalent condition (6) in the following form by substituting $f_k^i = p_k^i d_i$ and $(f_k^i)^* = (p_k^i)^* d_i$:

$$(\mathbf{p} - \mathbf{p}^*)^T \mathbf{S}(\mathbf{p}^*) \geq 0, \quad \mathbf{p} \in \Omega \quad (11)$$

where $\mathbf{S}(\mathbf{p}^*)$ is a vector with the same dimension as $\mathbb{E}[\mathbf{c}(\mathbf{F})]$, obtained by replacing element $\mathbb{E}[c_k^i(\mathbf{F})]$ in vector $\mathbb{E}[\mathbf{c}(\mathbf{F})]$ with $\mathbb{E}[c_k^i(\mathbf{F})]d_i$ for every $k \in P_i$, $i \in I$.

Proposition 2 establishes that the VI condition for a UE-SD is just a restatement of the first order necessary and sufficient condition of a convex minimization problem, if the cost functions \mathbf{c} are linear. We use the more general VI condition (11) to establish the following general conditions for a UE-SD to exist and to be unique.

Proposition 3 (Existence and uniqueness of the UE-SD). *Let $(G, \mathbf{D}, \mathbf{c})$ be a transportation game. Then: (a) the game admits at least one UE-SD if the link cost functions are continuous. Furthermore, (b) the UE-SD is unique if $\nabla \mathbf{S}(\mathbf{p})$ is positive definite.*

Proof. (a) The existence of a solution $\mathbf{p}^* \in \Omega$ to (11) is implied by the continuity of $\mathbf{S}(\mathbf{p})$ and compactness of Ω . (b) The uniqueness is implied by the positive definiteness of the Jacobian matrix of $\mathbf{S}(\mathbf{p})$ (see Nagurney, 1998, Proposition 1.5 and Theorem 1.8). \square

NB: When the link cost functions are affine and strictly monotone, then $\nabla \mathbf{S}(\mathbf{p})$ is positive definite.

2.3. System optimum under stochastic demand (SO-SD)

At a system optimum (SO-SD), traffic is coordinated by a central authority according to mixed strategies. It should be noted in the case of coordination that traffic is assigned according to route choice probabilities rather than by traffic proportions. This is due to the fact that demand is cumulative over the time period, while traffic allocation needs to be made once a traffic flow arrives the route entrance. The central authority has to implement traffic coordination without full knowledge of the actual demand. The objective of for the coordinator is to minimize the expectation of the total travel cost at an SO-SD. This gives rise to our following definition.

Definition 2 (SO-SD condition). Given a transportation game $(G, \mathbf{D}, \mathbf{c})$ with stochastic demands, a vector $\mathbf{p} \in \Omega$ of routing choice probabilities is said to be an SO-SD strategy if it solves the following minimization problem

$$\min_{\mathbf{p} \in \Omega} T(\mathbf{p}) \equiv \mathbb{E} \left[\sum_{e \in E} c_e(V_e) V_e \right], \quad (12)$$

where V_e is a function of \mathbf{p} given by (2) and (4).

3. Price of anarchy

In this section we investigate the price of anarchy (PoA) to be defined below based on the model presented in the preceding section with the expected total cost $T(\cdot)$ defined in the network by (12) as the social (system) objective function. Given an instance $(G, \mathbf{D}, \mathbf{c})$ of the transportation game with stochastic demands, the corresponding PoA is defined as the worst-case ratio between expected total costs at UE-SD and at SO-SD:

$$\text{PoA}(G, \mathbf{D}, \mathbf{c}) := \max \left\{ \frac{T(\mathbf{p})}{T(\mathbf{q})} : \mathbf{p}, \mathbf{q} \in \Omega, \mathbf{p} \text{ is UE-SD and } \mathbf{q} \text{ is SO-SD} \right\}.$$

Let \mathcal{I} be the set of all instances of the transportation game with stochastic demands, then the PoA of the problem of transportation game with stochastic demands is defined as

$$\text{PoA}(\mathcal{I}) := \max_{(G, \mathbf{D}, \mathbf{c}) \in \mathcal{I}} \text{PoA}(G, \mathbf{D}, \mathbf{c}).$$

Note that even for deterministic demands (i.e., \mathbf{D} is particularly deterministic), the PoA is already unbounded if the link cost functions \mathbf{c} are unrestricted (Roughgarden and Tardos, 2002). In this study, we will establish upper bounds of the PoA for a fixed set \mathcal{C} of link cost functions, namely, the set of affine cost functions and that of polynomial cost functions.

3.1. Affine cost functions

Let us first consider affine link cost functions, i.e.,

$$c_e(x) = a_e x + b_e, \text{ where } a_e, b_e \geq 0, e \in E. \quad (13)$$

Given demand distributions \mathbf{D} , the means $\{v_e\}$ and variances $\{\sigma_e^2\}$ of the link flows can be derived from the link-path conservation equation (2) as follows:

$$\begin{cases} v_e &= \sum_{i \in I} \sum_{k \in P_i} \delta_{k,e}^i p_k^i d_i, \\ \sigma_e^2 &= \text{Var} \left[\sum_{i \in I, k \in P_i} \delta_{k,e}^i p_k^i D_i \right] \\ &= \text{Var} \left[\sum_{i \in I} \delta_e^i p_e^i D_i \right] = \sum_{i \in I} \delta_e^i (p_e^i)^2 \sigma_i^2, \end{cases} \quad (14)$$

where

$$p_e^i = \sum_{k \in P_i} \delta_{k,e}^i p_k^i \quad (15)$$

and the last equality is obtained from the independence of the demands of different O-D pairs. Let $\Omega_0 \subseteq \Omega$ be the set of those $\mathbf{p} \in \Omega$ that additionally satisfy (14) and (15). According to Proposition 2, the (unique) UE-SD with affine cost functions is the same as the optimal solution to the following problem:

$$\min_{\mathbf{p} \in \Omega_0} \sum_{e \in E} \left(\frac{a_e}{2} v_e^2 + b_e v_e \right). \quad (16)$$

On the other hand, the (unique) SO-SD strategy solves the following problem:

$$\min_{\mathbf{p} \in \Omega_0} \sum_{e \in E} \left(a_e (v_e^2 + \sigma_e^2) + b_e v_e \right). \quad (17)$$

Before proceeding, let us consider the following problem with $\alpha > 0$ constant:

$$\min_{\mathbf{p} \in \Omega_0} H(\mathbf{v}) = \sum_{e \in E} \left(\alpha \cdot a_e v_e^2 + b_e v_e \right). \quad (18)$$

Lemma 4. *Given any instance $(G, \mathbf{D}, \mathbf{c})$ of the transportation game with affine link cost functions \mathbf{c} . Routing choice strategy $\mathbf{p} \in \Omega$ is a UE-SD if and only if it is an optimal solution to problem (18) for instance $(G, \bar{\mathbf{D}}, c)$ with $\bar{\mathbf{D}} = \mathbf{D}/(2\alpha)$.*

Proof. First note that both problem (16) for $(G, \mathbf{D}, \mathbf{c})$ and problem (18) for instance $(G, \mathbf{D}/(2\alpha), \mathbf{c})$ have the same feasible region Ω_0 as \mathbf{p} only plays a role of linking $\{v_e\}$ and $\{\sigma_e^2\}$ with $\{d_i\}$ and $\{\sigma_i^2\}$ in (14) (i.e., $\Omega_0 = \Omega_0(\mathbf{D}) = \Omega_0(\bar{\mathbf{D}})$). On the other hand, since $\bar{v}_e = v_e/(2\alpha)$, we have

$$H(\bar{\mathbf{v}}) = \frac{1}{2\alpha} \sum_{e \in E} \left(\frac{a_e}{2} v_e^2 + b_e v_e \right).$$

In other words, the objectives of the two problems differ only by a constant $1/(2\alpha)$. Therefore, they have the same optimal solution. \square

Lemma 4 provides us with a parametric (α) function $H(\cdot)$ to quantify a UE-SD. Let us start with a lower bound.

Lemma 5. *Let $(G, \mathbf{D}, \mathbf{c})$ be a transportation game with stochastic demands and affine link costs (13). Let \mathbf{p}^* be the optimal solution to convex program (18) for $(G, \mathbf{D}, \mathbf{c})$ and \mathbf{v}^* be the corresponding vector of the mean link flows. Then for any $\mathbf{p} \in \Omega$, the corresponding vector \mathbf{v}_β of the mean link flows for $(G, \beta\mathbf{D}, \mathbf{c})$ for some fixed $\beta > 1$ satisfies the following inequality:*

$$H(\mathbf{v}_\beta) \geq H(\mathbf{v}^*) + (\beta - 1) \sum_{e \in E} v_e^* h'_e(v_e^*), \quad (19)$$

where $h_e(x) = \alpha \cdot a_e x^2 + b_e x$ and $h'_e(\cdot)$ is the derivative of $h_e(\cdot)$ for $e \in E$.

Proof. Since $h_e(\cdot)$ is convex, we have a lower bound on the linear approximation at the point v_e^*

$$h_e(v_e) \geq h_e(v_e^*) + (v_e - v_e^*) h'_e(v_e^*), \quad \forall e \in E,$$

which leads to

$$H(\mathbf{v}) \geq H(\mathbf{v}^*) + \sum_{e \in E} (v_e - v_e^*) h'_e(v_e^*). \quad (20)$$

Since \mathbf{p}^* is optimal for convex program (18), the first order optimality condition gives

$$(\mathbf{p} - \mathbf{p}^*)^T \nabla_{\mathbf{p}^*} H(\mathbf{v}^*) \geq 0. \quad (21)$$

On the other hand, since \mathbf{v}^* and \mathbf{v}_β/β are the corresponding vectors of the mean link flows for (the same) game $(G, \mathbf{D}, \mathbf{c})$, respectively to strategies \mathbf{p}^* and \mathbf{p} , from relations (14) we obtain, for any $e \in E$, $v_e^* = \sum_{i \in I} \sum_{k \in P_i} \delta_{k,e}^i (p_k^i)^* d_i$ and $v_e/\beta = \sum_{i \in I} \sum_{k \in P_i} \delta_{k,e}^i p_k^i d_i$. Hence

$$\begin{aligned} (\mathbf{p} - \mathbf{p}^*)^T \nabla_{\mathbf{p}^*} H(\mathbf{v}^*) &= \sum_{i \in I} \sum_{k \in P_i} (p_k^i - (p_k^i)^*) \frac{\partial H(\mathbf{v}^*)}{\partial (p_k^i)^*} \\ &= \sum_{i \in I} \sum_{k \in P_i} \left[(p_k^i - (p_k^i)^*) \sum_{e \in E} \frac{\partial H(\mathbf{v}^*)}{\partial v_e^*} \cdot \frac{\partial v_e^*}{\partial (p_k^i)^*} \right] \\ &= \sum_{e \in E} \left[\frac{\partial H(\mathbf{v}^*)}{\partial v_e^*} \cdot \sum_{i \in I} \sum_{k \in P_i} (p_k^i - (p_k^i)^*) \delta_{k,e}^i d_i \right] \\ &= \sum_{e \in E} \frac{\partial H(\mathbf{v}^*)}{\partial v_e^*} \cdot \left(\frac{v_e}{\beta} - v_e^* \right), \end{aligned}$$

which together with (21) implies

$$\sum_{e \in E} h'_e(v_e^*) v_e \geq \beta \sum_{e \in E} h'_e(v_e^*) v_e^*,$$

which together with (20) implies (19). \square

The following lemma establishes two functions of the mean link flows to bound the expected total cost of the entire network.

Lemma 6. *Let $(G, \mathbf{D}, \mathbf{c})$ be a transportation game with stochastic demands and affine link costs (13). Let $\mathbf{p} \in \Omega$ be any feasible routing choice strategy. Then the expected total cost $T(\mathbf{p})$ is bounded from both below and above as follows (see Section 2.1 for notation):*

$$\sum_{e \in E} \left(\left(1 + \frac{\theta^2}{n} \right) a_e v_e^2 + b_e v_e \right) \leq T(\mathbf{p}) \leq \sum_{e \in E} \left((1 + \bar{\theta}^2) a_e v_e^2 + b_e v_e \right).$$

Proof. Noticing that $\theta_i = \sigma_i/d_i$, from (14) we bound σ_e^2 from above:

$$\begin{aligned} \sigma_e^2 &= \sum_{i \in I} \delta_e^i (p_e^i)^2 \theta_i^2 d_i^2 \leq \left(\max_{i \in I} \{\theta_i\} \right)^2 \sum_{i \in I} \delta_e^i (p_e^i d_i)^2 \\ &\leq \bar{\theta}^2 \left(\sum_{i \in I, k \in P_i} \delta_{k,e}^i p_k^i d_i \right)^2 = \bar{\theta}^2 v_e^2, \end{aligned} \quad (22)$$

and bound σ_e^2 from below:

$$\begin{aligned} \sigma_e^2 &\geq \left(\min_{i \in I} \{\theta_i\} \right)^2 \sum_{i \in I} \delta_e^i (p_e^i d_i)^2 \geq \frac{\theta^2}{n_e} \left(\sum_{i \in I} \delta_e^i p_e^i d_i \right)^2 \\ &= \frac{\theta^2}{n_e} \left(\sum_{i \in I, k \in P_i} \delta_{k,e}^i p_k^i d_i \right)^2 \geq \frac{\theta^2}{n} v_e^2, \end{aligned} \quad (23)$$

where the second inequality in (23) follows from Cauchy-Schwarz inequality. Combination of the upper and lower bounds (22) and (23) leads directly to the desired inequalities in the lemma. \square

Now we are ready to present our first main result.

Theorem 7. *Let $(G, \mathbf{D}, \mathbf{c})$ be a transportation game with stochastic demands and affine link costs (13). Then*

$$\text{PoA}(G, \mathbf{D}, \mathbf{c}) \leq \frac{4(1 + \bar{\theta}^2)(n + \underline{\theta}^2)}{(3n + 4\underline{\theta}^2)}.$$

Proof. Fix $\alpha = 1 + \underline{\theta}^2/n$ in the definition of $H(\mathbf{v})$ in (18). Let $\mathbf{p} \in \Omega$ be the UE-SD strategy for $(G, \mathbf{D}, \mathbf{c})$ and \mathbf{v} be the vector of the corresponding mean link flows. According to Lemma 4, \mathbf{p} is also the optimal solution to convex program (18) for $(G, \mathbf{D}/(2\alpha), \mathbf{c})$, for which the vector of the corresponding mean link flows is $\mathbf{v}/(2\alpha)$.

Let $\mathbf{p}^* \in \Omega$ be the SO-SD strategy for $(G, \mathbf{D}, \mathbf{c})$ and \mathbf{v}^* be the vector of the corresponding mean link flows. By applying Lemma 5 with $\beta = 2\alpha$, we have $\mathbf{v}^* = \mathbf{v}_\beta$ and

$$\begin{aligned} H(\mathbf{v}^*) &\geq H\left(\frac{\mathbf{v}}{2\alpha}\right) + (2\alpha - 1) \sum_{e \in E} \left(\frac{v_e}{2\alpha}\right) h'_e\left(\frac{v_e}{2\alpha}\right) \\ &= \sum_{e \in E} \left(\alpha a_e \frac{v_e^2}{4\alpha^2} + b_e \frac{v_e}{2\alpha}\right) + \frac{2\alpha - 1}{2\alpha} \sum_{e \in E} (a_e v_e^2 + b_e v_e) \\ &\geq \frac{1}{4\alpha^2} \sum_{e \in E} (\alpha a_e v_e^2 + b_e v_e) + \frac{2\alpha - 1}{2\alpha^2} \sum_{e \in E} (\alpha a_e v_e^2 + b_e v_e) \\ &= \frac{4\alpha - 1}{4\alpha^2} H(\mathbf{v}). \end{aligned} \tag{24}$$

Now applying Lemma 6 and noticing $\alpha \leq 1 + \bar{\theta}^2$, we obtain

$$\begin{aligned} \text{PoA}(G, \mathbf{D}, \mathbf{c}) &= \frac{T(\mathbf{p})}{T(\mathbf{p}^*)} \leq \frac{\sum_{e \in E} ((1 + \bar{\theta}^2)a_e v_e^2 + b_e v_e)}{\sum_{e \in E} (\alpha a_e (v_e^*)^2 + b_e v_e^*)} \\ &\leq \frac{1 + \bar{\theta}^2}{\alpha} \frac{\sum_{e \in E} (\alpha a_e v_e^2 + b_e v_e)}{\sum_{e \in E} (\alpha a_e (v_e^*)^2 + b_e v_e^*)} = \frac{1 + \bar{\theta}^2}{\alpha} \frac{H(\mathbf{v})}{H(\mathbf{v}^*)} \\ &\leq \frac{1 + \bar{\theta}^2}{\alpha} \frac{4\alpha^2}{4\alpha - 1} = \frac{4(1 + \bar{\theta}^2)(n + \underline{\theta}^2)}{(3n + 4\underline{\theta}^2)}, \end{aligned}$$

where the last inequality follows from inequality (24). \square

Remarks. To some extent the upper bound on PoA in Theorem 7 is tight as demonstrated in the following example, where all coefficients of variation of demand distributions are equal and each link is in at most one path of each O-D pair.

Example 1. Consider a single commodity network as shown in Figure 1, in which the stochastic demand X has a mean of d and variance of σ^2 . Denote $\theta = \sigma/d$ as the coefficient of variation. The link cost on the upper link is a constant of the mean demand and that on the lower link is the traffic amount.

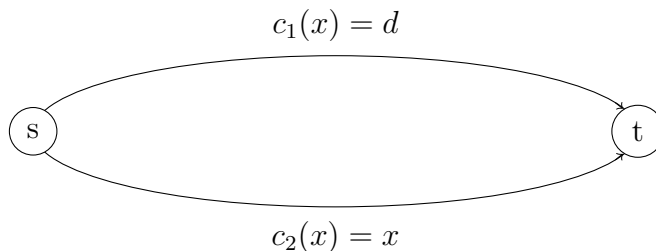


Figure 1: Two-link network

Since the expected travel cost on the lower link is always no more than that on the upper link, strategy $\mathbf{p}^T = (0, 1)^T$ to choose the lower link with probability 1 is a UE-SD. The expected total cost $T(\mathbf{p}) = \mathbb{E}[X^2] = (1 + \theta^2)d^2$. Let $\mathbf{p}^* = (p_1^*, p_2^*)^T$ be the SO-SD strategy. Solving (17) we get

$$\begin{cases} p_1^* = 1 - 1/(2(1 + \theta^2)), \\ p_2^* = 1/(2(1 + \theta^2)), \end{cases}$$

from which we obtain $T(\mathbf{p}^*) = (4\theta^2 + 3)d^2/(4(1 + \theta^2))$. Thus the value of PoA is

$$\frac{T(\mathbf{p})}{T(\mathbf{p}^*)} = \frac{4(1 + \theta^2)^2}{3 + 4\theta^2},$$

which matches the upper bound in Theorem 7 with $n = 1$ and $\theta = \underline{\theta} = \bar{\theta}$.

3.2. Polynomial cost functions and positive-valued distributions

Now let us consider polynomial link cost functions of

$$c_e(x) = \sum_{j=0}^m b_{ej}x^j, \quad b_{ej} \geq 0, \quad j = 0, 1, \dots, m; \quad e \in E. \quad (25)$$

Assume the traffic demand follows a positive-valued distribution and has finite m -th moment. Define the following parameters

$$\theta_i^{(m)} = \frac{\mathbb{E}[D_i^m]}{d_i^m}, \quad \forall i \in I, \quad (26)$$

to denote the ratio of the m -th moment of the demand to the mean demand to the power of m . Denote $\bar{\theta}^{(m)} = \max_{i \in I} \{\theta_i^{(m)}\}$. The following lemma establishes two inequalities between the m -th moment of V_e and v_e^m for every $e \in E$.

Lemma 8. *For any transportation game $(G, \mathbf{D}, \mathbf{c})$ in which \mathbf{D} is a vector of positive-valued distributions, we have*

$$v_e^m \leq \mathbb{E}[V_e^m] \leq \bar{\theta}^{(m)} \cdot v_e^m, \quad e \in E.$$

Proof. The first inequality in the lemma follows from Jensen's Inequality. Next we prove the second inequality. For any two nonnegative integers $s, t \in \mathbb{Z}_+$ satisfying $s + t = m$,

$$\mathbb{E}[D_i^m] = \mathbb{E}[D_i^s D_i^t] = \mathbb{E}[D_i^s] \mathbb{E}[D_i^t] + \text{Cov}(D_i^s, D_i^t), \quad i \in I.$$

Since D_i is a positive random variable, $\text{Cov}(D_i^s, D_i^t) \geq 0$ (see, e.g., Schmidt (2003)). Thus

$$\mathbb{E}[D_i^m] \geq \mathbb{E}[D_i^s] \mathbb{E}[D_i^t], \quad i \in I,$$

which leads to

$$\frac{\mathbb{E}[D_i^m]}{\mathbb{E}[D_i]^m} \geq \frac{\mathbb{E}[D_i^s]}{\mathbb{E}[D_i]^s} \frac{\mathbb{E}[D_i^t]}{\mathbb{E}[D_i]^t}, \quad i \in I.$$

With definition (26) we have

$$\theta_i^{(m)} \geq \theta_i^{(s)} \cdot \theta_i^{(t)}, \quad i \in I. \quad (27)$$

For any $e \in E$, denote $S_m = \{\mathbf{s} = (s_i : i \in I) \in \mathbb{Z}_+^{|I|} : \sum_{i \in I} s_i = m\}$. Then with (15) the m -th moment of the link flow can be written as

$$\begin{aligned} \mathbb{E}[V_e^m] &= \mathbb{E} \left[\left(\sum_{i \in I} p_e^i D_i \right)^m \right] = \mathbb{E} \left[\sum_{\mathbf{s} \in S_m} \frac{m!}{\prod_{i \in I} s_i!} \prod_{i \in I} (p_e^i D_i)^{s_i} \right] \\ &= \sum_{\mathbf{s} \in S_m} \frac{m!}{\prod_{i \in I} s_i!} \prod_{i \in I} \mathbb{E} [(p_e^i D_i)^{s_i}] = \sum_{\mathbf{s} \in S_m} \frac{m!}{\prod_{i \in I} s_i!} \prod_{i \in I} \theta_i^{(s_i)} (p_e^i d_i)^{s_i}, \end{aligned}$$

where the third equality is due to the independence among demands of different O-D pairs, which together with (due to (27))

$$\max_{i \in I} \{\theta_i^{(m)}\} \geq \prod_{i \in I} \theta_i^{(s_i)}, \quad \mathbf{s} \in S_m$$

implies that

$$\begin{aligned}\mathbb{E}[V_e^m] &\leq \max_{i \in I} \{\theta_i^{(m)}\} \sum_{\mathbf{s} \in S_m} \frac{m!}{\prod_{i \in I} s_i!} \prod_{i \in I} (p_e^i d_i)^{s_i} \\ &= \bar{\theta}_i^{(m)} \left(\sum_{i \in I} p_e^i d_i \right)^m = \bar{\theta}_i^{(m)} v_e^m,\end{aligned}$$

completing our proof of the lemma. \square

As shown in (Roughgarden, 2005), the PoA in any deterministic model is bounded by the *anarchy value*, which depends only on the class of the (link) cost functions. We extend this approach to stochastic models.

Definition 3. Let $c(x) = \sum_{j=0}^m b_j x^j$ with all $b_j \geq 0$ and \mathbf{D} be a vector of positive random variables. Define:

$$\left\{ \begin{array}{l} \bar{t}(x) = \sum_{j=0}^m b_j \bar{\theta}^{(j)} x^j, \\ \underline{t}(x) = \sum_{j=0}^m b_j x^j; \end{array} \right. \quad \text{and} \quad \left\{ \begin{array}{l} \bar{s}(x) = \sum_{j=0}^m b_j \bar{\theta}^{(j+1)} x^{j+1}, \\ \underline{s}(x) = \sum_{j=0}^m b_j x^{j+1}. \end{array} \right.$$

The derivative of $\underline{s}(x)$ is $\underline{s}'(x) = \sum_{j=0}^m (j+1) b_j x^j$. Since $\bar{t}(x)$ and $\bar{s}'(x)$ are both functions with domain $x \in (0, +\infty)$ and range $(b_0, +\infty)$, there exists a value $\lambda(x) > 0$, for any $x > 0$, such that $\underline{s}'(\lambda(x)x) = \bar{t}(x)$. Define

$$\begin{aligned}\mu(x) &= \underline{s}(\lambda(x)x) / \bar{s}(x), \\ \phi(x) &= x \underline{t}(x) / \bar{s}(x), \\ \eta(x) &= x \bar{t}(x) / \bar{s}(x),\end{aligned}$$

with the understanding $0/0 = 1$.

Definition 4. Let $c(x) = \sum_{j=0}^m b_j x^j$ with all $b_j \geq 0$ and \mathbf{D} be a vector of positive random variables, such that

$$\min_{x>0} \{\mu(x) + \phi(x) - \eta(x)\lambda(x)\} > 0. \quad (28)$$

Define

$$\gamma(c, \mathbf{D}) = \sup_{x>0} [\mu(x) + \phi(x) - \eta(x)\lambda(x)]^{-1},$$

and

$$\gamma(\mathcal{C}, \mathbf{D}) = \sup_{c \in \mathcal{C}} \gamma(c, \mathbf{D}),$$

where \mathcal{C} is a subset of positive polynomial cost functions that satisfy (28).

For link cost functions (25), we define as in Definition 3 the corresponding functions $\bar{t}_e(v_e)$, $\underline{t}_e(v_e)$, $\bar{s}_e(v_e)$, and $\underline{s}_e(v_e)$. Then it follows from Lemma 8 that

$$\underline{s}_e(v_e) \leq \mathbb{E}[c_e(V_e)V_e] \leq \bar{s}_e(v_e), \quad \forall e \in E, \quad (29)$$

$$\underline{t}_e(v_e) \leq \mathbb{E}[c_e(V_e)] \leq \bar{t}_e(v_e), \quad \forall e \in E. \quad (30)$$

Next lemma provides a weaker version of the UE-SD condition with only the mean link flows.

Lemma 9. *Given a transportation game $(G, \mathbf{D}, \mathbf{c})$ with polynomial (link) cost functions (25) and positive demand distributions. Let \mathbf{p}^* be a UE-SD. Then for an arbitrary strategy \mathbf{p} , we have*

$$\sum_{e \in E} v_e \bar{t}_e(v_e^*) \geq \sum_{e \in E} v_e^* \underline{t}_e(v_e^*),$$

where \mathbf{v}^* and \mathbf{v} are the mean link flows corresponding to \mathbf{p}^* and \mathbf{p} , respectively.

Proof. The lemma can be proved by applying (30) into VI problem (6). \square

As in Definition 3, we obtain $\lambda_e(\cdot) > 0$ for each $e \in E$. Then we have a lower bound of the expected total cost at the SO-SD in the following lemma.

Lemma 10. *Given a transportation game $(G, \mathbf{D}, \mathbf{c})$ with polynomial link cost functions (25) and positive demand distributions. Let \mathbf{v} and $\mathbf{v}^* \in \mathbb{R}^{|E|}$ be the vectors of mean flows at the UE-SD and the SO-SD respectively. Then,*

$$\sum_{e \in E} \underline{s}_e(v_e^*) \geq \sum_{e \in E} (\underline{s}_e(\lambda_e(v_e)v_e) + (v_e^* - \lambda_e(v_e)v_e)\bar{t}_e(v_e)).$$

Proof. Since $\underline{s}_e'(\lambda_e(v_e)v_e) = \bar{t}_e(v_e)$ for any $e \in E$, with convexity of $\underline{s}_e(\cdot)$ we obtain

$$\begin{aligned} \underline{s}_e(v_e^*) &\geq \underline{s}_e(\lambda_e(v_e)v_e) + (v_e^* - \lambda_e(v_e)v_e)\underline{s}_e'(\lambda_e(v_e)v_e) \\ &= \underline{s}_e(\lambda_e(v_e)v_e) + (v_e^* - \lambda_e(v_e)v_e)\bar{t}_e(v_e). \end{aligned}$$

Summing over all $e \in E$ proves the lemma. \square

Proposition 11. *Let $(G, \mathbf{D}, \mathbf{c})$ be a transportation game with \mathbf{D} positive demand distributions and $\mathbf{c} \in \mathcal{C}$ with \mathcal{C} a set of positive polynomial cost functions as in (25). Let $\mu_e(\cdot)$, $\phi_e(\cdot)$ and $\eta_e(\cdot)$ be defined as in Definition 3 for each $c_e(\cdot)$, such that (28) is satisfied. Then*

$$PoA(G, \mathbf{D}, \mathbf{c}) \leq \gamma(\mathcal{C}, \mathbf{D}).$$

Proof. Let $\mathbf{p}, \mathbf{p}^* \in \Omega$ be respectively the UE-SD and SO-SD strategies, with \mathbf{v} and \mathbf{v}^* as the corresponding mean link flows. Then

$$\begin{aligned} T(\mathbf{p}^*) &= \sum_{e \in E} \mathbb{E} [c_e(V_e^*)V_e^*] \geq \sum_{e \in E} \underline{s}_e(v_e^*) && (\Leftarrow (29)) \\ &\geq \sum_{e \in E} (\underline{s}_e(\lambda_e(v_e)v_e) + (v_e^* - \lambda_e(v_e)v_e)\bar{t}_e(v_e)) && (\Leftarrow \text{Lemma 10}) \\ &= \sum_{e \in E} (\underline{s}_e(\lambda_e(v_e)v_e) + v_e^*\bar{t}_e(v_e) - \lambda_e(v_e)v_e\bar{t}_e(v_e)) \\ &\geq \sum_{e \in E} (\underline{s}_e(\lambda_e(v_e)v_e) + v_e\underline{t}_e(v_e) - \lambda_e(v_e)v_e\bar{t}_e(v_e)). && (\Leftarrow \text{Lemma 9}) \end{aligned}$$

Rewriting the last line of above leads to

$$\begin{aligned} T(\mathbf{p}^*) &\geq \sum_{e \in E} (\mu_e(v_e) + \phi_e(v_e) - \eta_e(v_e)\lambda_e(v_e)) \bar{s}_e(v_e) \\ &\geq \frac{1}{\gamma(\mathcal{C}, \mathbf{D})} \sum_{e \in E} \bar{s}_e(v_e) \geq \frac{1}{\gamma(\mathcal{C}, \mathbf{D})} \sum_{e \in E} \mathbb{E} [c_e(V_e)V_e], \end{aligned}$$

which implies the proposition. \square

The above proposition upper bounds the PoA by $\gamma(\mathcal{C}, \mathbf{D})$. Next we show how to compute the γ value. Let \mathcal{C}_m be the set of polynomial functions with nonnegative coefficients and degree at most $m \in \mathbb{Z}_+$. Let $\tilde{\mathcal{C}}_m$ be the subset of \mathcal{C}_m consisting of only one term, namely $\tilde{\mathcal{C}}_m = \{bx^j : b \geq 0, j = 0, \dots, m\}$. The following lemma shows the PoA with cost functions in \mathcal{C}_m is bounded by $\gamma(\tilde{\mathcal{C}}_m, \mathbf{D})$.

Lemma 12. *Let $\mathcal{I}_m = \{(G, \mathbf{D}, \mathbf{c}) : \mathbf{c} \in \mathcal{C}_m\}$. Then*

$$\sup_{(G, \mathbf{D}, \mathbf{c}) \in \mathcal{I}_m} PoA(G, \mathbf{D}, \mathbf{c}) \leq \gamma(\tilde{\mathcal{C}}_m, \mathbf{D})$$

Proof. An arbitrary instance $(G, \mathbf{D}, \mathbf{c})$ with link cost functions in \mathcal{C}_m can be transformed into an equivalent instance with link cost functions in $\tilde{\mathcal{C}}_m$ by replacing any edge $e \in E$ with link cost $c_e(x) = \sum_{j=0}^m b_{ej}x^j$ with a directed path consisting of $m+1$ links with the j -th link processing the cost $\tilde{c}_{e,j}(x) = b_{ej}x^{j-1}$. \square

Remark. A similar lemma can be found in (Roughgarden, 2005) for calculating the anarchy value of polynomial cost functions in the deterministic models.

Theorem 13. *Let \mathbf{D} be a vector of positive-valued random variables and satisfy*

$$\bar{\theta}^{(m)} < (m+1)(1/m)^{m/(m+1)}, \quad m \in \mathbb{Z}_+. \quad (31)$$

Then

$$\gamma(\tilde{\mathcal{C}}_m, \mathbf{D}) = \max_{0 \leq j \leq m} \left(\frac{1}{\bar{\theta}^{(j+1)}} - \frac{j}{j+1} \frac{\bar{\theta}^{(j)}}{\bar{\theta}^{(j+1)}} \left(\frac{\bar{\theta}^{(j)}}{j+1} \right)^{1/j} \right)^{-1}. \quad (32)$$

Proof. For any $c_e(\cdot) \in \tilde{\mathcal{C}}_m$ with $c_e(x) = b_{ej}x^j$, we have

$$\begin{aligned} \bar{t}_e(v_e) &= b_{ej}\bar{\theta}^{(j)}v_e^j, & \underline{t}_e(v_e) &= b_{ej}v_e^j, \\ \bar{s}_e(v_e) &= b_{ej}\bar{\theta}^{(j+1)}v_e^j, & \underline{s}_e(v_e) &= b_{ej}v_e^{j+1}, \\ \underline{s}'_e(v_e) &= b_{ej}(j+1)v_e^j, \end{aligned}$$

from which we obtain

$$\begin{aligned} \lambda_e(v_e) &= (\bar{\theta}^{(j)}/(j+1))^{1/j}, \\ \mu_e(v_e) &= \frac{1}{\bar{\theta}^{(j+1)}} \left(\frac{\bar{\theta}^{(j)}}{j+1} \right)^{1+1/j}, \\ \phi_e(v_e) &= 1/\bar{\theta}^{(j+1)}, \\ \eta_e(v_e) &= \bar{\theta}^{(j)}/\bar{\theta}^{(j+1)}, \end{aligned}$$

which are all independent of v_e . If condition (28) is satisfied, then we have

$$\begin{aligned} \gamma(c_e, \mathbf{D}) &= (\mu_e(v_e) + \phi_e(v_e) - \eta_e(v_e)\lambda_e(v_e))^{-1} \\ &= \left(\frac{1}{\bar{\theta}^{(j+1)}} - \frac{j}{j+1} \frac{\bar{\theta}^{(j)}}{\bar{\theta}^{(j+1)}} \left(\frac{\bar{\theta}^{(j)}}{j+1} \right)^{1/j} \right)^{-1}, \end{aligned}$$

which implies (32). On the other hand, condition (28) requires that, for any $j = 1, \dots, m$,

$$\frac{1}{\bar{\theta}^{(j+1)}} - \frac{j}{j+1} \frac{\bar{\theta}^{(j)}}{\bar{\theta}^{(j+1)}} \left(\frac{\bar{\theta}^{(j)}}{j+1} \right)^{1/j} > 0,$$

which is equivalent to

$$\bar{\theta}^{(j)} < (j+1)(1/j)^{j/(j+1)}, \quad \forall j = 1, \dots, m. \quad (33)$$

It is routine to check that $(j+1)(1/j)^{j/(j+1)}$ is decreasing in j , while $\bar{\theta}^{(j)}$ is increasing in j according to (27). Therefore, (33) is implied by (31). \square

The applicability of Theorem 13 depends on satisfaction of (31). Let us consider some practical values of m in (31): $m = 2, 3, 4$, as the highest power of a link cost function is seldom greater than 4 and usually the first four moments are studied in practice. Table 1 lists the applicable ranges of these values.

Degree	Variability
$m = 2$	$\bar{\theta}^{(2)} < 1.889$
$m = 3$	$\bar{\theta}^{(3)} < 1.754$
$m = 4$	$\bar{\theta}^{(4)} < 1.649$

Table 1: Applicable ranges of variability

Consider for example the uniform distribution $U[a, b]$ in Table 1. The results of the upper bounds on b/a , denoted by $[b/a]_{\max}$, are displayed in Table 2 for normalized $a = 1$. As can be seen, for link cost functions with the

Degree	$[b/a]_{\max}$
$m = 2$	$+\infty$
$m = 3$	14.241
$m = 4$	3.556

Table 2: Applicable uniform distribution $U[1, b]$

degree at most $m = 2$, our upper bound on the PoA (32) is applicable for

any positive-valued uniform distributions. For the cases $m = 3, 4$, our upper bounds on the PoA are applicable to the uniform distributed demands with b/a no more than 14.241 and 3.556, respectively.

Remark. The upper bound of the PoA in Theorem 13 is a generalization of that provided by (Roughgarden and Tardos, 2002) for deterministic models and the bound is tight when the demands return to being deterministic. In fact, substituting $\bar{\theta}^{(j)} = 1$ for every integer $0 \leq j \leq m$ in (32), the upper bound becomes

$$\gamma(\tilde{\mathcal{C}}_m, \mathbf{D}) = \left(1 - m(m+1)^{-(m+1)/m}\right)^{-1},$$

which matches the tight upper bound of the PoA in deterministic models.

3.3. Polynomial cost functions and normal distributions

In this section, we still work on polynomial link cost functions (25), but with demands following the normal distributions, which are widely used in the literature to simulate traffic demands, especially for a large mean or relatively small variance, although negative tails are contained (Clark and Watling, 2005; Asakura and Kashiwadani, 1991).

Note that any path flow follows a normal distribution since it is a fraction of a normal distribution. Also any link flow follows a normal distribution as it is the sum of some independent random variables of normal distributions, i.e., $V_e \sim N(v_e, \sigma_e^2)$ for $e \in E$, with v_e and σ_e^2 satisfying (14). The m -th moment of the link flow on $e \in E$ can be written as a function of the mean and variance of the link flow

$$\mathbb{E}[V_e^m] = \sum_{r=0, r=\text{even}}^m \binom{m}{r} (\sigma_e)^r (v_e)^{m-r} (r-1)!!, \quad \forall e \in E, \quad (34)$$

where $m \in \mathbb{N}$ is the power degree, $(r-1)!!$ is the double factorial of $r-1$, i.e., $(r-1)!! = (r-1)(r-3)\cdots 1$ (if r is even) with the understanding that $(-1)!! = 1$, and $\binom{m}{r} = m!/((m-r)!r!)$ is a binomial coefficient. Our next lemma bounds the m -th moment of the link flow with functions of the mean link flow. Let

$$\ell_m = \sum_{r=0, r=\text{even}}^m \binom{m}{r} \left(\frac{\theta^2}{n}\right)^{r/2} (r-1)!!.$$

Lemma 14. *Given a transportation game $(G, \mathbf{D}, \mathbf{c})$ with \mathbf{D} satisfying normal distributions, we have*

$$\ell_m v_e^m \leq \mathbb{E}[V_e^m] \leq \bar{\theta}^{(m)} v_e^m, \quad \forall e \in E.$$

Proof. Applying inequalities (23) in (34), we obtain

$$\mathbb{E}[V_e^m] \geq \sum_{r=0, r=\text{even}}^m \binom{m}{r} \left(\frac{\theta^2}{n}\right)^{r/2} (v_e)^m (r-1)!!, \quad e \in E.$$

On the other hand, observe that

$$\theta_i^{(m)} = \sum_{r=0, r=\text{even}}^m \binom{m}{r} (\theta_i)^r (r-1)!!, \quad \forall i \in I,$$

which implies

$$\bar{\theta}^{(m)} = \sum_{r=0, r=\text{even}}^m \binom{m}{r} (\bar{\theta})^r (r-1)!!,$$

which together with (22) implies the second inequality in the lemma. \square

Compared with Lemma 8, the upper bound on $\mathbb{E}[V_e^m]$ in Lemma 14 remains the same, while the lower bound is improved since $\ell_m > 1$. For polynomial link cost functions (25), we will still use \bar{t}_e and \bar{s}_e to upper bound the expected link flow functions and expected link total cost. However, in order to establish the corresponding lower bounds, we use the following two new functions \tilde{t}_e and \tilde{s}_e based on Lemma 14 to replace \underline{t}_e and \underline{s}_e for any $e \in E$:

$$\tilde{t}_e(v_e) = \sum_{j=0}^m b_{ej} \ell_j v_e^j, \quad \text{and} \quad \tilde{s}_e(v_e) = \sum_{j=0}^m b_{ej} \ell_{j+1} v_e^{j+1}$$

As usual, we use $\tilde{s}'_e(\cdot)$ to denote the derivative of $\tilde{s}_e(\cdot)$.

It is straightforward to check that, with positive-valued demand distributions replaced by the normal distributions and, correspondingly, with \underline{t}_e and \underline{s}_e replaced by \tilde{t}_e and \tilde{s}_e in Section 3.2, Lemma 9, Lemma 10 and Proposition 11, and hence Lemma 12 still hold. More importantly, with the new functions of \tilde{t}_e and \tilde{s}_e for dealing with normal distributions, the value of $\gamma(\tilde{\mathcal{C}}_m)$ in Lemma 12 will be different for normal demand distributions as shown in the following new theorem, as compared with Theorem 13.

Theorem 15. Let \mathbf{D} be a vector of the normal distributions and satisfy

$$\min_{1 \leq j \leq m} \left\{ \ell_j - \frac{\bar{\theta}^{(j)} j}{(j+1)} \left(\frac{\bar{\theta}^{(j)}}{\ell_{j+1}(j+1)} \right)^{1/j} \right\} > 0. \quad (35)$$

Then

$$\gamma(\tilde{\mathcal{C}}_m, \mathbf{D}) = \max_{0 \leq j \leq m} \left(\frac{\ell_j}{\bar{\theta}^{(j+1)}} - \frac{\bar{\theta}^{(j)} j}{\bar{\theta}^{(j+1)}(j+1)} \left(\frac{\bar{\theta}^{(j)}}{\ell_{j+1}(j+1)} \right)^{1/j} \right)^{-1}. \quad (36)$$

Proof. With \underline{t}_e and \underline{s}_e replaced by \tilde{t}_e and \tilde{s}_e , we have

$$\begin{aligned} \lambda_e &= \left(\bar{\theta}^{(j)} / (\ell_{j+1}(j+1)) \right)^{1/j}, \\ \mu_e &= \left(\bar{\theta}^{(j)} / \ell_{j+1}(j+1) \right)^{1/j} \cdot \bar{\theta}^{(j)} / (\bar{\theta}^{(j+1)}(j+1)), \\ \phi_e &= \ell_j / \bar{\theta}^{(j+1)}, \\ \eta_e &= \bar{\theta}^{(j)} / \bar{\theta}^{(j+1)}. \end{aligned}$$

Hence

$$\mu_e + \phi_e - \eta_e \lambda_e = \frac{\ell_j}{\bar{\theta}^{(j+1)}} - \frac{\bar{\theta}^{(j)} j}{\bar{\theta}^{(j+1)}(j+1)} \left(\frac{\bar{\theta}^{(j)}}{\ell_{j+1}(j+1)} \right)^{1/j}.$$

The remaining proof is very much the same as that for Theorem 13. \square

As in Section 3.2, let us use numerical examples to illustrate the applicability of Theorem 15 due to condition (35). For simplicity, let $\theta = \underline{\theta} = \bar{\theta}$. Figure 2 illustrates the maximum applicable θ with a given n for polynomial cost functions with highest degree $m = 2, 3, 4$. With an increasing n , the applicable region of θ narrows down dramatically at the beginning and then remains almost constant when n becomes greater than 5. If $n = 1$, the applicable θ can go to infinity for $m = 2, 3, 4$. If $n = 2$, the θ can go up to infinity for $m = 2, 3$ and 0.77 for $m = 4$. If $n = 5$, the applicable regions of θ are less than 1.476, 0.670 and 0.394 for $m = 2, 3, 4$, respectively.

The next example shows the tightness of the upper bound.

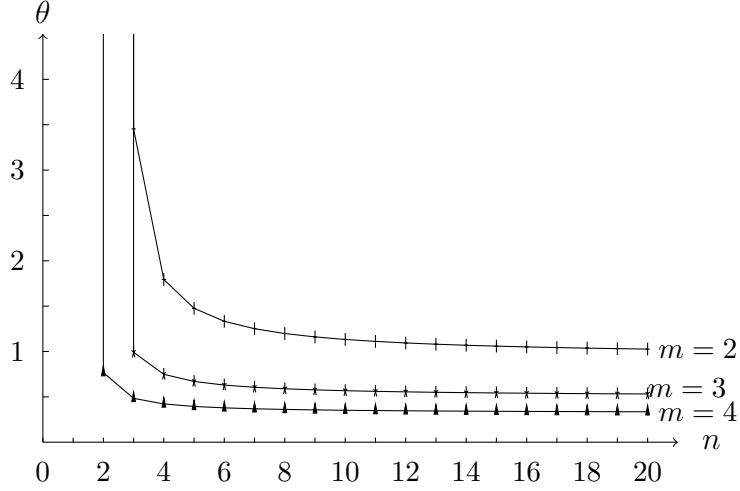


Figure 2: Maximum applicable θ for normal distributions

Example 2. Consider the two-link network in Figure 3. Assume the single demand follows the Normal Distribution $D \sim N(d, \sigma^2)$.

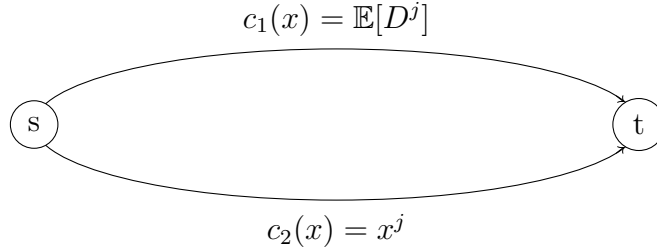


Figure 3: Two-link network

Define $g_j = \sum_{r=0, r=\text{even}}^j \binom{j}{r} \theta^r (r-1)!!$, where as before it is understood that $(-1)!! = 1$. Then $\mathbb{E}[D^j] = g_j d^j$. As the expected total cost on the lower link is never greater than the upper link, strategy $\mathbf{p}^T = (0, 1)^T$ is a UE-SD. We can calculate

$$T(\mathbf{p}) = \mathbb{E}[D^{j+1}] = g_{j+1} d^{j+1}.$$

Let $\mathbf{p}^* = (p_1^*, p_2^*)^T$ be the the SO-SD strategy, which minimizes the expected total cost

$$T(\mathbf{p}^*) = p_1^* g_j d^{j+1} + (p_2^*)^{j+1} g_{j+1} d^{j+1}.$$

Hence $p_1^* = 1 - [g_j/(g_{j+1}(j+1))]^{1/j}$ and $p_2^* = [g_j/(g_{j+1}(j+1))]^{1/j}$, which lead to

$$T(\mathbf{p}^*) = \left(1 - \frac{j}{j+1} \left(\frac{g_j}{g_{j+1}(j+1)}\right)^{1/j}\right) g_j d^{j+1}.$$

Thus

$$\text{PoA} = \left(\frac{g_j}{g_{j+1}} - \frac{g_j j}{g_{j+1}(j+1)} \left(\frac{g_j}{g_{j+1}(j+1)}\right)^{1/j}\right)^{-1}.$$

Therefore, the upper bound in (36) is tight in the following two cases:

- When $n = 1$ and $\bar{\theta} = \underline{\theta}$, we have $\bar{\theta}^{(j)} = \ell_j = g_j$. The lower bound in Example 2 matches our upper bound.
- When $m = 1$, the upper bound matches the upper bound of the PoA with linear cost function established in Section 3.1. So it is tight when $\bar{\theta} = \underline{\theta}$.

4. Discussion

In our study with polynomial cost functions, we have established in Theorem 13 and 15 two upper bounds on the PoA for two different demand settings, namely, positive-valued distributions and the normal distributions. Based on the tightness analysis, the upper bound for normal distributions is tight in a more general case as compared with that for general positive-valued distributions. In the study for the normal distributions, we used two addition parameters, n and $\underline{\theta}$, and the corresponding upper bound on the PoA returns to the same as that for general positive-valued distributions when $n \rightarrow \infty$ or $\underline{\theta} \rightarrow 0$.

Next we use a numerical example of polynomial link cost functions with $m = 2$ and demands of the normal distributions to compare the upper bounds of the PoA with different values of n , as shown in Figure 4. For simplicity, we consider the case that all the O-D pairs have a common coefficient of demand variation. From Theorem 15, the PoA is bounded by $\gamma(\tilde{\mathcal{C}}_2, \mathbf{D}')$, where \mathbf{D}' is the vector of demands with $\theta = \bar{\theta} = \underline{\theta}$.

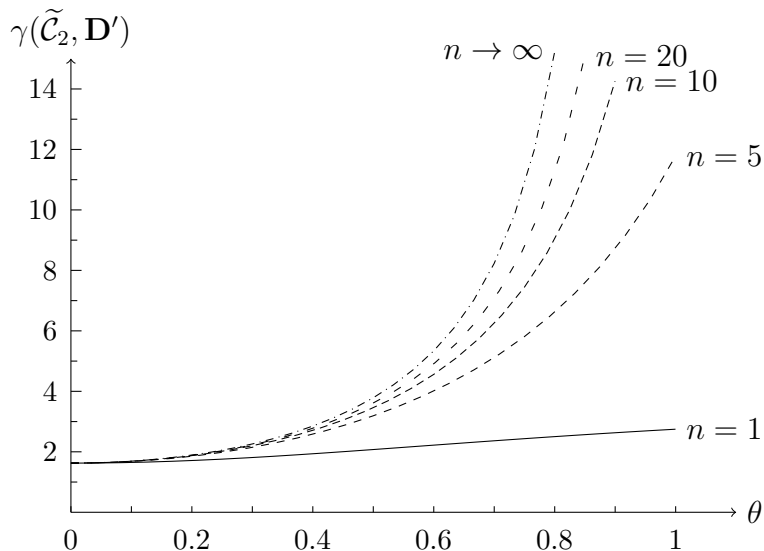


Figure 4: PoA comparison when $m = 2$

As we can see, the upper bound is significantly better when the value of n is small. As the upper bound of PoA with $n = 1$ is tight, the difference between the upper bound and lower bound is small when the demand variation is small (e.g., when $\theta < 0.5$). The curve for $n \rightarrow \infty$ also illustrates the PoA with general positive-valued distributions.

The value $\bar{\theta}$ of the maximum variation of the demands is of vital importance in all the upper bounds. They increase as it goes up and are all tight when it reduces to zero and hence the demands return to be deterministic. Therefore, our study generalizes the upper bounds obtained by Roughgarden (2005) for deterministic demands. On the other hand, with deterministic demands, the PoA with affine cost functions is bounded by $4/3$, which indicates that the UE is quite close to the system optimum. However, Example 1 shows that the PoA can be unbounded as $\bar{\theta}$ increases. Therefore, there is a fundamental difference between models of deterministic and stochastic demands.

Furthermore, as can be seen from (14), the variance of each link flow is affected by the number n of O-D pairs whose paths share the link, and thus the variance depends on the network topology. The upper bounds we have obtained with affine and polynomial cost functions for demands of the normal distributions also contain parameter n . Consequently, unlike in the case of deterministic demands studied by (Roughgarden and Tardos, 2002),

the network topology in general will affect the PoA for stochastic demands. However, such an influence of the network topology is limited since we also have an upper bound without n as shown in Figure 4 ($n \rightarrow \infty$).

5. Conclusions

In this study, we have presented a general equilibrium model for traffic games that take variation of the traffic demands into account. The notion of mixed strategies is adopted in our models of user equilibrium and system optimum for stochastic demands to describe the travelers' and coordinator's behaviors in a stochastic environment. The user equilibrium condition is reformulated as a VI problem, which enables us to address the issue of existence and uniqueness of the equilibrium.

The PoA is bounded with affine and more general polynomial link cost functions respectively. For affine link cost functions, a tight upper bound is established for general demand distributions. For general polynomial link cost functions, we bounded the PoA for two settings of the demand distributions, general positive-valued distributions and the normal distributions. We have also demonstrated the tightness of the upper bounds under various special cases and presented numerical comparison among them.

We feel that the following issues are interesting to address and to extend our work in the future. Firstly, as the expectation of the travel costs and total cost are approximated by simple functions of the mean flows in this study, there is room for generalization. Secondly, to improve the general upper bounds on the PoA, it would help to reformulate the user equilibrium condition into another optimization problem. Thirdly, consider other specific demand distributions, such as the log-normal distributions, to improve the general upper bound on the PoA.

Acknowledgements

This work is funded by EPSRC, Science and Innovation Award (EP/D063 191/1). The authors wish to thank the support.

References

- Asakura, Y., Kashiwadani, M., 1991. Road network reliability caused by daily fluctuation of traffic flow. *European Transport: Highways & Planning* 19, 73–84.

- Ashlagi, I., Monderer, D., Tennenholtz, M., 2006. Resource selection games with unknown number of players. In: AAMAS '06 Proceedings of the fifth international joint conference on autonomous agents and multiagent systems. pp. 819–825.
- Bell, M. G. H., Cassir, C., 2002. Risk-averse user equilibrium traffic assignment: an application of game theory. *Transportation Research Part B: Methodological* 36, 671–681.
- Bertsekas, D. P., 1999. *Nonlinear Programming*, 2nd Edition. Athena Scientific, Belmont, Massachusetts.
- Chau, C. K., Sim, K. M., 2003. The price of anarchy for non-atomic congestion games with symmetric cost maps and elastic demands. *Operations Research Letters* 31, 327–334.
- Clark, S., Watling, D., 2005. Modelling network travel time reliability under stochastic demand. *Transportation Research Part B: Methodological* 39 (2), 119–140.
- Correa, J. R., Schulz, A. S., Stier-Moses, N. E., 11 2004. Selfish routing in capacitated networks. *Mathematics of Operations Research* 29 (4), 961–976.
- Guo, X., Yang, H., Liu, T.-L., 2010. Bounding the inefficiency of logit-based stochastic user equilibrium. *European Journal of Operational Research* 201 (2), 463–469.
- Koutsoupias, E., Papadimitriou, C., 1999. Worst-case equilibria. In: *Proceedings of the 16th Annual Symposium on Theoretical Aspects of Computer Science*. pp. 404–413.
- Lo, H. K., Luo, X., Siu, B. W., 2006. Degradable transport network: travel time budget of travelers with heterogeneous risk aversion. *Transportation Research Part B: Methodological* 40 (9), 792–806.
- Myerson, R. B., 1998. Population uncertainty and poisson games. *International Journal of Game Theory* 27, 375–392.
- Nagurney, A., 1998. *Network Economics: A Variational Inequality Approach*, 2nd Edition. Springer-Verlag New York, LLC.

- Perakis, G., 2007. The "price of anarchy" under nonlinear and asymmetric costs. *Mathematics of Operations Research* 32 (3), 614–628.
- Roughgarden, T., 2005. *Selfish Routing and the Price of Anarchy*. The MIT Press.
- Roughgarden, T., Tardos, E., 2002. How bad is selfish routing? *J. ACM* 49, 236–259.
- Roughgarden, T., Tardos, E., 2004. Bounding the inefficiency of equilibria in nonatomic congestion games. *Games and Economic Behavior* 47 (2), 389–403.
- Schmidt, K. D., 2003. *On the Covariance of Monotone Functions of a Random Variable*. TU, Inst. fr Mathematische Stochastik.
- Shao, H., Lam, W., Tam, M., September 2006. A reliability-based stochastic traffic assignment model for network with multiple user classes under uncertainty in demand. *Networks and Spatial Economics* 6 (3), 173–204.
- Sheffi, Y., 1985. *Urban Transportation Networks: Equilibrium Analysis with Mathematical Programming Methods*. Prentice-Hall.
- Sumalee, A., Xu, W., 2011. First-best marginal cost toll for a traffic network with stochastic demand. *Transportation Research Part B: Methodological* 45 (1), 41–59.
- Wardrop, J. G., 1952. Some theoretical aspects of road traffic research. *ICE Proceedings: Engineering Divisions* 1, 325–362.
- Zhou, Z., Chen, A., 2008. Comparative analysis of three user equilibrium models under stochastic demand. *Journal of Advanced Transportation* 42, 239–263.