

# Analysis of complex singularities in high-Reynolds-number Navier-Stokes solutions

F. Gargano,<sup>\*</sup> M. Sammartino<sup>†</sup> and V. Sciacca<sup>‡</sup>

*Department of Mathematics, University of Palermo, Italy*

K.W. Cassel<sup>§</sup>

*Department of Mechanical, Materials, and Aerospace Engineering,  
Illinois Institute of Technology, Chicago, USA*

## Abstract

Numerical solutions of the laminar Prandtl boundary-layer and Navier-Stokes equations are considered for the case of the two-dimensional uniform flow past an impulsively-started circular cylinder. We show how Prandtl's solution develops a finite time separation singularity. On the other hand Navier-Stokes solution is characterized by the presence of two kinds of viscous-inviscid interactions that can be detected by the analysis of the enstrophy and of the pressure gradient on the wall. Moreover we apply the complex singularity tracking method to Prandtl and Navier-Stokes solutions and analyze the previous interactions from a different perspective.

## 1 Introduction

The study of the behavior of a high-Reynolds-number fluid interacting with a solid boundary is a central problem both in the mathematical analysis of fluid dynamics as well as in many practical applications. This is in large part due to imposition of the no-slip boundary condition at solid surfaces that creates a strong gradient in the normal direction with a large amount of vorticity generated. In particular, in the limit as Reynolds number  $Re$  goes to infinity, the convergence of the Navier-Stokes solution to the Euler solution close to the boundary fails, giving rise to the need for Prandtl's boundary layer along solid surfaces. In the presence of an adverse pressure gradient, the thin boundary layers near solid surfaces are susceptible to separation. In classical non-interactive boundary-layer theory, which is the framework of our investigation,

---

<sup>\*</sup>email: gargano@math.unipa.it

<sup>†</sup>email: marco@math.unipa.it

<sup>‡</sup>email: sciacca@math.unipa.it

<sup>§</sup>email: cassel@iit.edu

as the pressure gradient is imposed by the outer flow, no viscous-inviscid interaction is permitted between the boundary layer and the Euler flow, and the unsteady boundary-layer equations may break down in the form of a separation singularity within finite time. This was first suggested by (Bla08) and later shown numerically by (vS80) in the case of the impulsively-started circular cylinder. Similar behavior was later shown for other initial conditions ((PSW91a; DW84; Cas00)). In all of these cases, the adverse pressure gradient causes the boundary layer to thicken rapidly in a very narrow streamwise region as the separation singularity is approached. It must be pointed out, however, that the imposed adverse pressure gradient is not the only condition that eventually leads to singularity formation in Prandtl's solutions. In (EE97), the authors introduced a set of initial data for Prandtl's equation in which no adverse pressure gradient is imposed, but a singularity forms in a finite time. The viscous-inviscid interactions in Navier-Stokes solutions at finite Reynolds numbers behave in a different manner from that observed in the classical non-interactive Prandtl boundary-layer solution. A review of the various stages in the unsteady separation process in different Reynolds-number regimes can be found in (Cas00; OC02) and (GSS11), where the boundary layer induced by a thick-core vortex and a rectilinear vortex have been numerically simulated for different Reynolds numbers. The occurrence of two distinct viscous-inviscid interactions acting over different length scales has been detected. The first interaction, called *large-scale interaction*, is found to occur for all finite Reynolds numbers, and it acts over a scale that is comparable with the characteristic length and velocity typical of the problem considered. The large-scale viscous-inviscid interaction is the precursor to a *small-scale interaction* that develops only for moderate to high Reynolds numbers (generally  $Re \geq O(10^4)$ ), and this small-scale interaction is related to the formation of a local minimum in the streamwise pressure gradient on the boundary. The small-scale interaction stage is marked by especially large gradients in vorticity and other flow quantities, a splitting of the primary recirculation region, and a very narrow ejection from within the boundary layer. This is followed by formation of small-scale vortical structures and a large amount of vorticity production on the boundary that in turn leads to the growth of enstrophy. In the present study, these same features will be identified in the impulsively-started flow around a circular cylinder. Both large-scale and small-scale interactions at finite Reynolds numbers begin quite early with respect to the first viscous-inviscid interaction that occurs in the Prandtl boundary-layer solution, which is responsible for the ultimate failure of Prandtl's equations to give accurate approximations of the Navier-Stokes solutions for finite Reynolds numbers. In (Cas00) and (OC02), it has been conjectured that as  $Re \rightarrow \infty$ , both interactions merge and behave in the same way as the mechanisms leading to the van Dommelen and Shen (VDS) singularity. It will be shown here that this conjecture is also supported by the present results, particularly with the aid of the complex singularity analysis performed on the Navier-Stokes and Prandtl's solutions. This analysis is carried out using the wall shear and streamwise velocity component of the Navier-Stokes solutions. An investigation of the singularity formation of Prandtl's boundary-layer equations in the case of the uniform flow past an impulsively started circular cylinder has been performed in (DLSS06; GSS09). The complex singularity analysis has been applied on the streamwise velocity component of Prandtl's solution, and it has been shown that a complex singularity does not appear *out of the blue*,

but it stays in the complex domain and hits the real axis in a finite time. This singularity is classified as a cubic-root singularity. In the present work, this methodology will be utilized along with the Borel-Pólya-Hoeven (BPH) method in (PF07) and the Padé approximation in (BGM96) to characterize and track the positions of the singularities in the complex plane.

The separation process and the validity of the boundary-layer approximation also will be investigated and explained through study of the complex singularities in the streamwise velocity component of Navier-Stokes solutions. This study is performed by extending the singularity-tracking method to the two-dimensional case. In doing so, it will be determined that the rates of exponential decay  $\delta_{NS}$  and algebraic decay  $\alpha_{NS}$  of the shell-summed Fourier amplitudes determine the width of the analyticity strip of the solution and the characterization of the complex singularity nearest to the real axis. A similar investigation has been performed in (GSS09) for the streamwise velocity component of Prandtl's solution, and the results obtained here for the Navier-Stokes equation will be compared with those results. As mentioned earlier, similar viscous-inviscid interactions have been observed in various settings. For example, (BW02) simulated the unsteady separation process induced by symmetric counter-rotating streamwise vortices for high Reynolds numbers. They found a similar eruptive behavior in the boundary-layer flow; moreover, the possible presence of a physical instability has been revealed by the formation of high-frequency oscillations in the solution. The instability is postulated to be a Rayleigh instability, as it forms after an inflection point in the streamwise velocity. However, it was shown in (OC05) that the instabilities of the Navier-Stokes solution in (BW02) disappear with a finer computational grid. The possibility that a Rayleigh instability could prevent the convergence of the Navier-Stokes solutions to Prandtl's solution was again suggested in (CO10) for the case of the thick-core vortex. In (Orl90; CvH02; CB06; KCvH07), the authors simulated the flow evolution induced by a dipolar structure impinging on a no-slip boundary in which no adverse pressure gradient is imposed at the beginning (as is the case in the present study). A shear instability developing small-scale structures was found to occur in the same Reynolds number range in which small-scale structures have been found to form in the present investigation ( $Re \geq O(10^4)$ ). The behavior of Navier-Stokes solutions at infinite Reynolds number is a longstanding problem in fluid dynamics. To determine whether the Navier-Stokes solutions converge to Prandtl solutions close to the boundary and/or to Euler solutions away from the boundary is essential to advancing our understanding of high-Reynolds-number flows. It is impossible here to cite all the relevant results obtained in the last several decades related to this very important issue. The reader interested in the mathematical theory of Prandtl's equations can see the papers by (CS00; E00) and the book by (OS99). See also the review paper by (Cow01). Regarding the convergence of Navier-Stokes solutions in the zero viscosity limit, we mention the papers by (SC98a; SC98b; CS97; LCS01) where, for analytic initial conditions, the authors prove the convergence of Navier-Stokes solutions to Euler and Prandtl solutions as  $Re \rightarrow \infty$  for the flow in a half plane and in an exterior circular domain. The result of (SC98a) was later improved by requiring analyticity only in the streamwise direction in (LCS03; CLS13; KV13). The convergence of the weak solutions of Navier-Stokes equations to Euler solutions has been considered in (Kat84; TW97), where the authors introduce criteria based on *a priori* estimates of energy dissipation and pressure gradi-

ent, respectively (see also (CW07) for a discrete version of Kato’s criterion, and (Kel07) where an equivalent condition based on the vorticity has been given for the convergence of Navier-Stokes to Euler solutions). Strong convergence of Navier-Stokes to Euler solutions in  $L^2$  spaces is given in (LFMNL08) who impose symmetry properties. In (CMR98; LFNLP05; Kel06; IP06), the authors study the inviscid limit of the two-dimensional Navier-Stokes equations in the case of a Navier friction boundary condition. In the next section, the physical problem, a two-dimensional circular cylinder impulsively started in a uniform steady background flow, is introduced, and the numerical schemes used to solve the Navier-Stokes equations are presented (for the numerical scheme used to solve Prandtl’s equation, see (GSS09)). In Section 3, the various viscous-inviscid interactions developing in both Prandtl and Navier-Stokes cases will be described. In Section 4, the methodology used to perform the complex singularity analysis will be introduced. In particular, the singularity-tracking methods based on the BPH method and the Padé approximation will be explained. In Section 4.2, the investigation of the complex singularities for both Prandtl and Navier-Stokes wall shear is carried out, and the various stages of the unsteady separation process will be related to the presence of different types of singularities. In Section 5, the complex singularity analysis is performed on the streamwise velocity component of the Navier-Stokes solutions (the same study was performed in (GSS09) for Prandtl’s solution).

## 2 Statement of the problem and numerical schemes

The case studied is the two-dimensional circular cylinder impulsively started in a uniform steady background flow. We consider the reference frame fixed with the moving circular cylinder; therefore, the problem of the motion of the flow past a stationary circular cylinder is considered. Cylindrical coordinates  $(\theta, r)$  are used, where  $\theta$  is the angular streamwise variable and  $r$  is the normal variable to the circular cylinder. Dimensionless variables are introduced taking the radius of the circular cylinder  $a$  and the uniform velocity  $U$  of the flow at infinity as characteristic length and velocity scales, respectively. The relevant nondimensional parameter is the Reynolds number defined here as  $Re = aU/\nu$ , where  $\nu$  is the kinematic viscosity. The governing equations for the flow evolution are the Navier-Stokes equations in the domain  $[0, 2\pi] \times [1, \infty)$  of the form

$$u_t + \frac{uu_\theta}{r} + vv_r + \frac{uv}{r} + \frac{p_\theta}{r} = \frac{1}{Re} \left( \frac{u_{\theta\theta}}{r^2} + \frac{u_r}{r} + u_{rr} - \frac{u}{r^2} + 2\frac{v_\theta}{r^2} \right), \quad (1)$$

$$v_t + \frac{vv_\theta}{r} + vv_r - \frac{u^2}{r} + p_r = \frac{1}{Re} \left( \frac{v_{\theta\theta}}{r^2} + \frac{v_r}{r} + v_{rr} - \frac{v}{r^2} - 2\frac{u_\theta}{r^2} \right), \quad (2)$$

$$\frac{u_\theta}{r} + \frac{v}{r} + v_r = 0. \quad (3)$$

Here, equations (1) and (2) are the equations for the velocity components  $(u, v)$ , (3) is the incompressibility condition, and  $p$  is the pressure. The boundary conditions are

$$u(\theta, 1, t) = v(\theta, 1, t) = 0, \quad (4)$$

$$u(\theta, \infty, t) = \sin \theta, \quad v(\theta, \infty, t) = -\cos \theta, \quad (5)$$

$$u(0, r, t) = u(2\pi, r, t), \quad v(0, r, t) = v(2\pi, r, t). \quad (6)$$

The initial conditions for the velocity components are

$$u(\theta, r, 0) = \psi_r^E \quad \text{and} \quad v(\theta, r, 0) = -\frac{\psi_\theta^E}{r}, \quad (7)$$

where

$$\psi^E(\theta, r) = \left(r - \frac{1}{r}\right) \sin \theta \quad (8)$$

is the streamfunction from the steady, inviscid Euler solution for this configuration.

The no-slip boundary condition (4) imposed at the wall results in vorticity generation on the circular cylinder, eventually leading to development of the unsteady separation phenomenon. To describe the flow inside the boundary-layer, one defines the scaled normal coordinate  $Y$  and normal velocity  $V$  by the well known boundary-layer scaling  $r = a + Re^{-1/2} Y$  and  $v = Re^{-1/2} V$ . Prandtl's equations are obtained, to first order, by introducing the above scaling into the Navier-Stokes equations and taking the limit as  $Re \rightarrow \infty$ . For the impulsively-started circular cylinder, Prandtl's equations are

$$\frac{\partial u}{\partial t} + u \frac{\partial u}{\partial x} + V \frac{\partial u}{\partial Y} - U_\infty \frac{dU_\infty}{dx} = \frac{\partial^2 u}{\partial Y^2}, \quad (9)$$

$$\frac{\partial u}{\partial x} + \frac{\partial V}{\partial Y} = 0, \quad (10)$$

with initial and boundary conditions given by

$$u(x, Y, 0) = U_\infty, \quad (11)$$

$$u(x, 0, t) = V(x, 0, t) = 0, \quad u(x, Y \rightarrow \infty, t) = U_\infty, \quad (12)$$

where  $U_\infty(x) = 2 \sin x$  is the inviscid Euler solution at the boundary. The streamwise coordinate  $x$  is measured along the cylinder surface from the front stagnation point, and the normal coordinate  $y$  is measured from the cylinder surface. Therefore,  $(x, y) = (\pi - \theta, r - 1)$ .

We solve the Navier-Stokes equations (1)–(3) in the vorticity-streamfunction formulation, which is

$$\frac{\partial \omega}{\partial t} + \frac{u}{r} \frac{\partial \omega}{\partial \theta} + v \frac{\partial \omega}{\partial r} = \frac{1}{Re} \left( \frac{1}{r^2} \frac{\partial^2 \omega}{\partial \theta^2} + \frac{1}{r} \frac{\partial \omega}{\partial r} + \frac{\partial^2 \omega}{\partial r^2} \right), \quad (13)$$

$$\frac{1}{r^2} \frac{\partial^2 \psi}{\partial \theta^2} + \frac{1}{r} \frac{\partial \psi}{\partial r} + \frac{\partial^2 \psi}{\partial r^2} = -\omega, \quad (14)$$

$$u = \frac{\partial \psi}{\partial r}, \quad v = -\frac{1}{r} \frac{\partial \psi}{\partial \theta}, \quad (15)$$

$$u = v = 0, \quad r = 1, \quad (16)$$

$$\omega \rightarrow 0, \quad r \rightarrow \infty, \quad (17)$$

$$\omega(\theta, r, t = 0) = 0, \quad (18)$$

$$\psi(\theta, r, t = 0) = \left(r - \frac{1}{r}\right) \sin \theta. \quad (19)$$

Equation (13) is the vorticity-transport equation, equation (14) is the Poisson equation for the streamfunction, and equations (15) relate the velocity components to the streamfunction. Boundary conditions (16) and (17) are the no-slip and impermeability conditions on the circular cylinder and the irrotational

condition at infinity, respectively. The initial condition (18) expresses the irrotationality condition of the flow at the initial time, (19) is the initial condition for the streamfunction. The problem is solved in the domain  $[0, \pi] \times [1, \infty)$ , in which case only the upper part of the circular cylinder is considered owing to symmetry, and then periodicity in the angular variable is imposed.

Given that the streamfunction  $\psi$  becomes unbounded as  $r \rightarrow \infty$ , we truncate the normal physical domain to a value  $R_{max}$ , where the vorticity remains negligible for all computational times (let us say  $\omega \leq 10^{-16}$ ); therefore, the computational domain is  $D = [0, \pi] \times [1, R_{max}]$ . We adjust  $R_{max}$  according to the Reynolds number accounting for the increasingly thin boundary layer with increasing Reynolds number. Along with the other computational parameters,  $R_{max}$  is reported in Table 1 for the various simulations. To better resolve the boundary-layer region, where the more relevant phenomena occurs, we have used a stretching function to cluster the computational grid close to the boundary. This function is

$$\Gamma(r) = \hat{r} = 1 + \frac{4}{\pi} \arctan \left[ b \tan \left( \frac{\pi}{2} \frac{r - R_{max}}{R_{max} - 1.0} \right) \right], \quad (20)$$

which maps the physical normal domain  $1 \leq r \leq R_{max}$  onto the computational domain  $-1 \leq \hat{r} \leq 1$ . The parameter  $b > 0$  determines the degree of focusing of the grid, with a decreasing value of  $b$  corresponding to an increased focusing close to the boundary. Applying (20) to the Navier-Stokes equations (13)–(17), we obtain the system of equations to be solved in the domain  $[0, \pi] \times [-1, 1]$  as

$$\partial_t \omega = A(\hat{r}) \partial_\theta \omega + B(\hat{r}) \partial_{\hat{r}} \omega + C(\hat{r}) \partial_{\theta\theta} \omega + D(\hat{r}) \partial_{\hat{r}\hat{r}} \omega, \quad (21)$$

$$E(\hat{r}) \partial_{\theta\theta} \psi + F(\hat{r}) \partial_{\hat{r}\hat{r}} \psi + G(\hat{r}) \partial_{\hat{r}} \psi = -\omega, \quad (22)$$

$$\Gamma_{\hat{r}}(\hat{r}) \partial_{\hat{r}} \psi = u, \quad \Gamma(\hat{r}) \partial_\theta \psi = -v, \quad (23)$$

$$\omega(\theta, -1, t) = \xi(\theta, t), \quad \omega(\theta, 1, t) = 0, \quad (24)$$

$$u(\theta, -1, t) = v(\theta, -1, t) = 0, \quad (25)$$

$$\omega(\theta, \hat{r}, 0) = 0, \quad \psi(\theta, \hat{r}, t = 0) = \left( \Gamma^{-1}(\hat{r}) - \frac{1}{\Gamma^{-1}(\hat{r})} \right) \sin \theta, \quad (26)$$

where

$$\begin{aligned} A(\hat{r}) &= -\Gamma(\hat{r})u, \\ B(\hat{r}) &= \frac{1}{Re} \Gamma_{\hat{r}\hat{r}}(\hat{r}) - \Gamma_{\hat{r}}(\hat{r})v, \\ C(\hat{r}) &= \frac{1}{Re} \Gamma^2(\hat{r}), \quad D(\hat{r}) = \frac{1}{Re} \Gamma_{\hat{r}}(\hat{r})^2, \\ E(\hat{r}) &= \Gamma^2(\hat{r}), \quad F(\hat{r}) = \Gamma_{\hat{r}}(\hat{r})^2, \\ G(\hat{r}) &= \Gamma_{\hat{r}\hat{r}}(\hat{r}) + \Gamma(\hat{r})\Gamma_{\hat{r}}(\hat{r}). \end{aligned}$$

To numerically solve the above system, a Galerkin-Fourier method is used in the angular variable, and the Chebyshev-Collocation method is used in the normal variable. This ensures fully spectral convergence (see (Pey02)). The temporal discretization used is the Adams-Bashforth-Implicit Backward Differentiation (AD/BDI2) method, and to find the necessary vorticity boundary condition  $\xi(\theta, t)$  at each time step, the Influence Matrix Method ((Pey02)) is used. Numerical solutions for Reynolds numbers ranging from  $10^3$  up to  $10^5$

are computed, with computational grids up to  $8196 \times 1025$  points for the higher Reynolds numbers. The parameter  $b = 0.1$  has been chosen in the transformation function (20) for all computations. For all Reynolds numbers, the numerical simulations are started using a coarse grid that is increasingly refined as the flow develops small-scale structures. Calculations for the higher Reynolds numbers were stopped when solutions exhibited complicated behavior that required unachievable computational resolution. Recall the work of (CW07) in which it was pointed out that the numerical solution of small-scale structures requires a grid resolution that is of  $O(Re^{-1})$ . For example, spurious numerical oscillations have been observed in the present simulations for  $Re = 5 \cdot 10^4$  and  $Re = 10^5$  after formation of small-scale structures owing to the lack of the necessary numerical resolution required to resolve these cases adequately. However, all of the phenomena occurring during the separation process, which is the focus of our investigation, are well resolved, and all the results are grid independent. To capture the asymptotic behavior of the spectrum of the solution, in order to perform a reliable complex singularity analysis, high numerical precision is required, and in fact in the calculations we shall present, we have used 32-digit precision ((BYLT02)).

Finally, we refer the reader to (GSS09) for all of the technical details regarding the spectral numerical scheme used to solve, with high numerical precision, Prandtl's equations (9) and (10).

### 3 Unsteady separation process

#### 3.1 Prandtl's solution

It has been known since Blasius's work ((Bla08)) that Prandtl's solution develops a singularity in a finite time in the case of the impulsively-started circular cylinder. The physical mechanisms leading to the singularity formation are also well known (see for instance (vS80)). In (GSS09), it has been shown that a cubic-root singularity arises as a shock forms in the streamwise velocity component  $u$ . Therefore, our discussion of Prandtl's solution will be brief and primarily focused on those elements useful for comparison with Navier-Stokes solutions.

The primary factor leading to singularity formation is the presence of an adverse streamwise pressure gradient imposed by the outer flow on a boundary layer. The adverse pressure gradient first leads to formation of a recirculation region attached to the circular cylinder at  $t_r \approx 0.35$ . The formation of backflow is clearly visible from the presence of closed streamlines at time  $t = 0.4$  in Figure 1a. The formation of the recirculation region also can be inferred in this case from the vanishing of the wall shear  $\tau_w^P = \partial_Y u|_{Y=0}$  (see Figure 2, where the temporal evolution of  $\tau_w^P$  is shown). In fact, for a flow that has positive wall shear everywhere and only downstream motion at its initial time, the condition  $\tau_w^P(x, t) = 0$  signals the onset of reversed flow within the boundary layer.

The first point of zero wall shear moves rapidly upstream, which defines the upstream location of the growing recirculation region on the downstream side of the circular cylinder. At approximately  $t_k \approx 1.4$ , a kink forms in the streamlines and vorticity contour levels owing to the pressure gradient that forces the fluid to deflect upward away from the surface as shown in Figure 1c. According to the interpretation given in (PSW91a; PSW91b), the formation

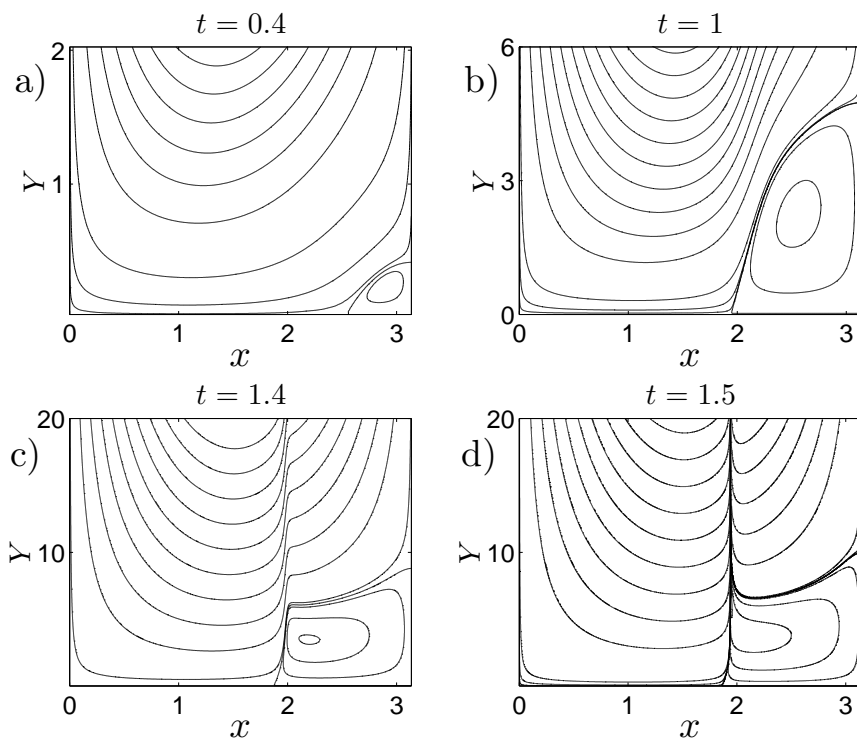


Figure 1: Streamlines from Prandtl's solution at various times. A recirculation region forms at  $t_r \approx 0.35$  and is visible at  $t = 0.4$ . At  $t_k = 1.4$  a kink forms above and to the left of the recirculation region, and rapidly evolves into a sharp spike at the singularity time  $t_s = 1.5$ .



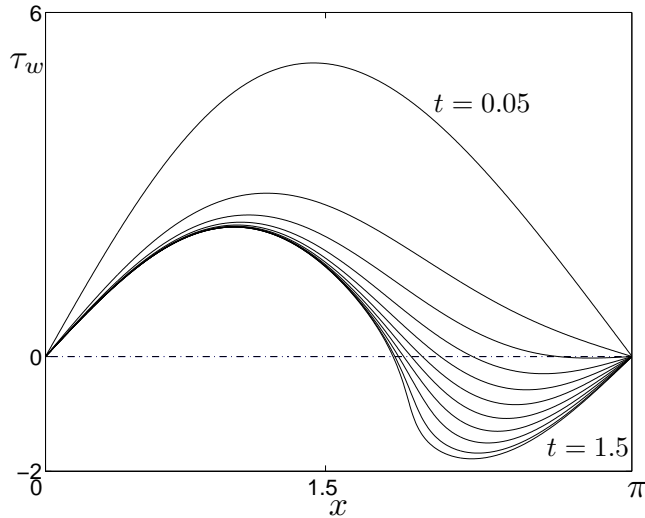


Figure 2: Temporal evolution of Prandtl's wall shear  $\tau_w^P$  from  $t = 0.05$  to  $t = 1.4$  with temporal steps of 0.15 and  $t = 1.5$ . At  $t_r = 0.35$ ,  $\tau_w^P$  vanishes and a recirculation region forms. At  $t_s = 1.5$ , the wall shear blows up in the second derivative at  $x_s \approx 1.94$ .

of the kink represents the first stage of the viscous-inviscid interaction in the boundary layer. In fact, for  $t < t_k$  the normal thickness of the boundary layer is of the same order as the boundary-layer scale. Physically, therefore, the boundary layer remains thin on the circular cylinder. For  $t > t_k$ , the fluid particles are pushed away from the boundary, and the boundary layer rapidly focuses in a very narrow zone on the left of the recirculation region. At  $t_s \approx 1.5$ , the kink in the streamlines and vorticity contour levels becomes a sharp spike near  $x_s \approx 1.94$ , revealing the singularity formation in the solution and the consequent breakdown of the boundary-layer assumptions. In (GSS09), the singularity formation for Prandtl's equation has been studied through the singularity-tracking method (see Section 4.1), and it has been shown that for the initial condition  $U_\infty(x) = \sin x$ , a cubic-root singularity forms at  $t_s = 3$  with the blow up of  $\partial_x u$  at  $Y \approx 7$  (note that for the initial condition given by (11), the singularity forms at  $t_s = 1.5$  at  $Y \approx 5$ ).

The growth of the boundary layer can also be illustrated through the displacement thickness, which is defined by

$$\beta_{vDS} = \int_0^\infty 1 - \frac{u(x, Y, t)}{U_\infty(x)} dY. \quad (27)$$

The temporal evolution of the displacement thickness is shown in Figure 3. At  $t \approx t_k$ , a local maximum forms in the displacement thickness, and this signals the onset of the interaction between the viscous boundary-layer flow and the inviscid outer flow. The displacement thickness abruptly focuses in a narrow zone close to  $x_s \approx 1.94$ , and at  $t = t_s$  it blows up revealing the singularity

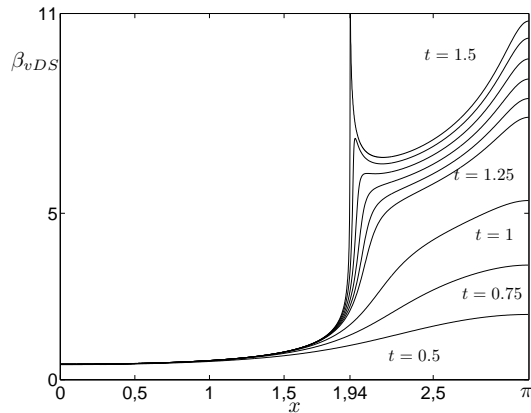


Figure 3: Temporal evolution of the displacement thickness  $\beta_{vDS}$  from  $t = 0.5$  to  $t = 1.0$  with temporal steps of 0.25, and from  $t = 1.25$  to  $t = 1.5$  with temporal steps of 0.05. At  $t_k \approx 1.4$ , the same time at which the kink in the streamlines forms (see Figure 1c), a local maximum forms, and this leads to the viscous-inviscid interaction that is followed by the break-up of the boundary-layer assumption and the blow-up of  $\beta_{vDS}$  at  $t_s = 1.5$ .

formation.

### 3.2 Navier-Stokes solutions

In this section, we shall describe the behavior of solutions of the Navier-Stokes equations at different Reynolds numbers ( $10^3 \leq Re \leq 10^5$ ). Specifically, comparisons between Navier-Stokes solutions and Prandtl's solution will be provided that primarily focus on the characterization of the large- and small-scale interactions occurring during the separation process as carried out in (Cas00; OC02) for the thick-core vortex and later in (GSS11) for the rectilinear vortex. The large-scale interaction, which is manifest for all finite Reynolds numbers, represents the first reaction of the inviscid outer flow to the formation of the viscous boundary layer. During this stage, the first relevant discrepancies between Navier-Stokes and Prandtl's solution arise. The small-scale interaction, on the other hand, is only manifest for moderate to high Reynolds numbers, and it coincides with formation of large streamwise gradients, formation of various small-scale structures in the flow, and kink formation in the streamlines and vorticity contours. We now briefly explain the main events characterizing these interactions for the various Reynolds numbers considered. Refer to (Cas00; OC02; GSS11) for a more exhaustive treatment of this topic.

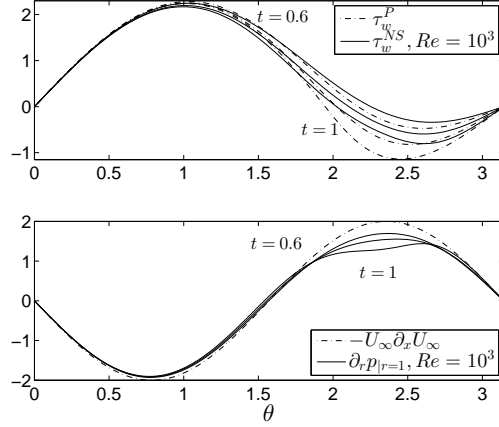
During the first stage of the separation process, i.e. before the formation of the large- and small-scale interactions, the flow evolution is qualitatively similar for all Reynolds numbers and agrees with that predicted by Prandtl's solution corresponding to  $Re \rightarrow \infty$ . The most relevant physical event characterizing this stage is the formation of the recirculation region, which forms at time  $t_r \approx 0.35$  as in Prandtl's case. Moreover, comparison of the wall shear stress

$Re$	$T_{LS}$	$\theta_{LS}$	$t_p$	$\theta_p$	$t_w$	$\theta_w$	$t_{ss}$	$\theta_{ss}$
$10^3$	0.908	2.308						
$10^4$	0.916	2.25	1.512	2.65	1.55	2.68	1.505	2.62
$5 \cdot 10^4$	0.94	2.21	1.31	2.48	1.355	2.49	1.29	2.47
$10^5$	0.952	2.18	1.3	2.45	1.315	2.45	1.26	2.419

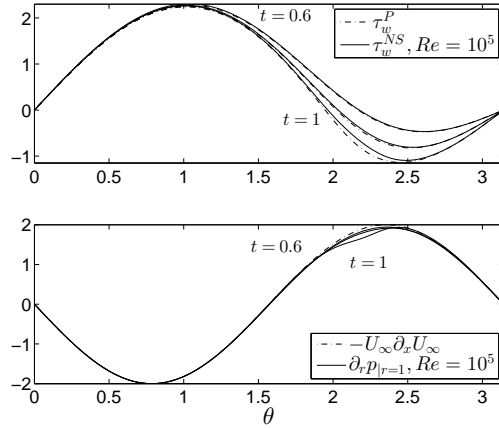
Table 1: The time and location at which large-scale interactions begins, i.e the inflection point forms in  $\partial_\theta p_{r=1}$  ( $T_{LS}, \theta_{LS}$ ), the local minimum in  $\partial_\theta p_{r=1}$  forms at  $(t_p, \theta_p)$ , the local maximum in  $\tau_w^{NS}$  forms at  $(t_w, \theta_w)$ , small-scale interaction begins, i.e the real location of the complex singularity  $s_{ss}$  begins to move upstream on the circular cylinder, at  $(t_{ss}, \theta_{ss})$ .

and the streamwise pressure gradient shows very good agreement as one can see in Figure 4 for  $Re = 10^3$  and  $Re = 10^5$  at  $t = 0.6$ . The first noticeable differences between the Navier-Stokes and Prandtl solutions can be detected by the local change of  $\partial_\theta p_w$  and  $\tau_w^{NS}$  in the Navier-Stokes solutions as compared to the same quantities from Prandtl's solution. These changes are quite evident after time  $t \approx 0.9$  for all Reynolds numbers considered, as one can see in Figure 4 at time  $t = 1$  for  $Re = 10^3$  and  $Re = 10^5$ ; this corresponds to the beginning of the large-scale interaction. We shall define the beginning of large-scale interaction in the same way as in (GSS11) for the rectilinear vortex, according to which the large-scale interaction begins when an inflection point forms on the left of the maximum of  $\partial_\theta p_w$ . In Figure 4, the change of concavity close to the maximum in the streamwise pressure gradient is visible at  $t = 1$  for both  $Re = 10^3$  and  $Re = 10^5$ . This inflection point carries a physical meaning, as it is the precursor to the formation of a local minimum in the pressure gradient that eventually becomes negative and therefore reflects the formation of an adverse pressure gradient under the primary recirculation region. This leads to formation of a secondary recirculation region attached to the circular cylinder. In Figure 5, this local negative minimum in  $\partial_\theta p_w$  is visible close to  $\theta \approx 2.25$  at  $t = 1.4$  for  $Re = 10^5$ . The times  $T_{LS}$  of formation of this inflection point and the angular locations  $\theta_{LS}$  where it forms are reported in Table 2 for all cases. We shall see through the singularity analysis performed in Sections 4.2 and 5 that at time  $T_{LS}$ , some relevant changes in the complex singularities of  $\tau_w^{NS}$  and  $u$  can be detected. It is evident that the formation of large-scale interaction occurs earlier as Reynolds number decreases, and the location of the inflection point moves upstream on the circular cylinder as Reynolds number increases. However, even if some discrepancies are observed between Prandtl and Navier-Stokes solutions, the qualitative flow behavior is similar for all Reynolds numbers considered, and they agree with that prescribed by Prandtl's solution. In fact, only one recirculation region is present as one can see in Figure 6a,b, where the streamlines are shown for  $Re = 10^3$  and  $Re = 10^5$  at  $t = 1.1$ .

After large-scale interaction begins, the flow evolution is strongly dependent on the Reynolds number, and two different regimes can be identified: moderate to high Reynolds numbers ( $Re \geq O(10^4)$ ), for which the unsteady separation process is characterized by the small-scale interaction, and a low-



(a)  $Re = 10^3$



(b)  $Re = 10^5$

Figure 4: A comparison between the wall shears  $\tau_w^P$  (dotted) and  $\tau_w^{NS}$  (dashed) for a)  $Re = 10^3$  and b)  $Re = 10^5$  at time  $t = 0.6, 0.8, 1$ . A comparison between streamwise pressure gradient  $\partial_\theta p|_{r=1}$  (dashed) and streamwise pressure gradient of Prandtl's solution (dotted) for a)  $Re = 10^3$  and b)  $Re = 10^5$  at time  $t = 0.6, 0.8, 1, \dots$ . At time  $t = 1$ , the differences between Prandtl and Navier-Stokes solutions are clearly visible for both  $Re = 10^3$  and  $Re = 10^5$  owing to the large-scale interaction.

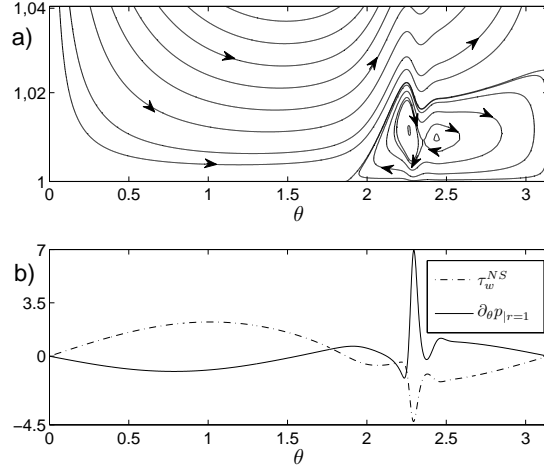


Figure 5: a) The streamlines for  $Re = 10^5$  at  $t = 1.4$ . b) The wall shear (dotted) and angular pressure gradient on the circular cylinder (dashed and rescaled by a factor 2) at  $t = 1.4$ . At this time, small-scale interaction causes formation of large gradients in  $\tau_w^{NS}$  and  $\partial_\theta p|_{r=1}$ , a kink in the streamlines above and to the left of the primary recirculation region, and splitting of the recirculation region.

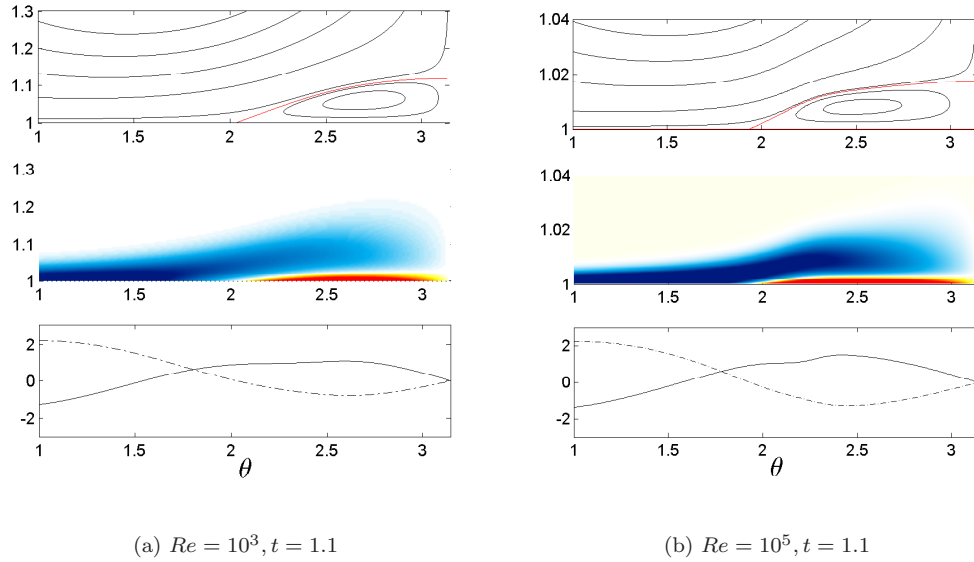


Figure 6: Upper figures: the streamlines (zero levels in red). Middle figures: vorticity contour levels (blue colors negative vorticity, red colors positive vorticity). Lower figures:  $\partial_\theta p_w$  (dashed) and  $\tau_w$  (dotted).

Reynolds-number regime, for which small-scale interaction does not evolve after the large-scale interaction. To understand the effect of this new interaction, consider Figure 5, where the streamlines are shown and compared with  $\partial_\theta p^w$  and  $\tau_w^{NS}$  at time  $t = 1.4$  for  $Re = 10^5$ . In this figure, a kink located above and to the left of the recirculation region is clearly visible as the result of the strong compression in the near-boundary region. This compression also leads to splitting of the recirculation region, and a second small recirculation region is visible on the right of the primary recirculation region. In correspondence to the split recirculation region, one can also observe the strong streamwise variations in  $\partial_\theta p_w$  and  $\tau_w^{NS}$ . The kink rapidly evolves into a spike, and it is responsible for the growth of the boundary layer in the normal direction. This physical behavior resembles the singularity formation in Prandtl's solution, and this is the physical characterization of the small-scale interaction that is visible only for moderate to high Reynolds numbers ( $Re \geq 10^4$  in our case). We observe that, as seen in (OC02; GSS11), the large-scale interaction rapidly evolves into a small-scale interaction as Reynolds number increases. A plausible start time for the onset of the small-scale interaction will be given by considering the physical phenomena characterizing this interaction in terms of the complex singularity analysis of  $\tau_w^{NS}$  and  $u$ .

For low Reynolds number, e.g.  $Re = 10^3$ , no small-scale interaction develops. In fact, there is no evidence of any kink formation in the streamlines, splitting of the primary recirculation region, or formation of large gradients. We have numerically simulated the case with  $Re = 10^3$  up to  $t = 6$ , well after detachment of the boundary layer, and no evidence of small-scale interaction is detected. The different flow evolutions observed for  $Re = 10^3$  can be explained owing to the more pronounced diffusive effects acting for low Reynolds number that prevents the strong compression leading to kink and spike formation.

In (GSS11), it also has been shown how the small-scale interaction strongly influences the enstrophy evolution  $\Omega = \|\omega\|_{L^2(D)}^2$ , where  $D$  is the boundary layer region ( $D$  is chosen so that the vorticity outside  $D$  remain negligible for all computational time). The enstrophy represents the energy decay rate according to the temporal laws

$$\frac{dE(t)}{dt} = -\frac{1}{Re}\Omega(t) + NT_1, \quad (28)$$

$$\frac{d\Omega(t)}{dt} = -\frac{2}{Re}P(t) + 2I^P(t) + NT_2, \quad (29)$$

where  $E = \frac{1}{2}\|\mathbf{u}\|_{L^2(D)}^2$  and  $P = \|\nabla^{r,\theta}\omega\|_{L^2(D)}^2$  are the energy and palinstrophy within the boundary layer  $D$ , and

$$I^P(t) = \int_0^{2\pi} \omega|_{r=1} \cdot \partial_\theta p_w d\theta,$$

where  $\mathbf{n}$  is the exterior normal to  $\partial D$  and the  $NT_i$  are negligible terms.

During the small-scale interaction stage, several dipolar structures form in the boundary layer, and during their impingement on the circular cylinder, a large amount of vorticity is produced, leading to growth of enstrophy. In Figure 7, the temporal evolution of the rescaled enstrophy  $\Omega Re^{-1/2}$  of the Navier-Stokes solution is shown and compared to the enstrophy  $\|\partial_Y u\|_{L^2}^2$  computed from Prandtl's solution. Up to the time at which large-scale interaction be-

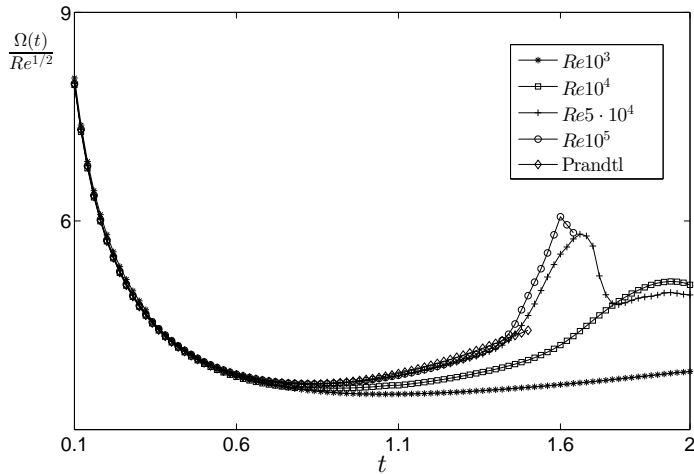


Figure 7: The temporal evolution of the rescaled Navier-Stokes enstrophy  $\Omega = \|\omega\|_{L^2(D)}^2 Re^{-1/2}$  and Prandtl's enstrophy  $\|\partial_Y u\|_{L^2}^2$ . Prior to the onset of large-scale interaction, the Navier-Stokes enstrophy agrees well with Prandtl's enstrophy. During the small-scale interaction, the small-scale vortical structures forming within the boundary layer increase the enstrophy owing to the large amount of vorticity produced on the cylinder surface.

gins, the enstrophy of the Navier-Stokes solutions agrees closely with that from Prandtl's solution for all the Reynolds numbers considered. For moderate to high Reynolds numbers, the enstrophy grows owing to formation of small-scale vortical structures within the boundary layer that begin to interact between them and to impinge on the circular cylinder creating a large amount of vorticity production. For  $Re = 10^3$ , it is found that the only effect that increases the enstrophy is that owing to the primary recirculation, which after its total detachment from the circular cylinder, gets close once again to the circular cylinder. Similar behavior has been shown previously in (CB06; KCvH07), in which the authors numerically simulate the interaction of a vortex dipole with a no-slip boundary. They found a similar range of Reynolds numbers ( $Re \geq O(10^4)$ ) for which small-scale interaction develops within the boundary layer, and the enstrophy evolution shows peaks during the impingement of the various dipolar structures on the wall. Because the flow evolution observed for the impulsively-started circular cylinder has many similarities to that simulated in (CB06; KCvH07; GSS11), we refer the reader to these papers for a more exhaustive discussion on the influence of the small-scale interaction on the temporal evolution of the enstrophy.

## 4 Singularity analysis

The phenomena characterizing the unsteady unsteady separation process in both Prandtl and Navier-Stokes cases are evaluated in this section by perform-

ing an analysis of complex singularities in their solutions. In particular, we focus on wall shear stress in both cases. Because the wall shear acts to increase the rate of enstrophy production (see the previous definition of  $I^p$ ) and it is a strong indicator of the various regimes forming in the separation process, it is of interest to perform the analysis of its singularities to check if they can be related to the various stages and regimes within the separation process. In the Navier-Stokes case, it is also natural to perform a similar analysis on the streamwise pressure gradient along the surface of the circular cylinder. Recall that in Prandtl's case, however, the streamwise pressure gradient is analytic and imposed by the outer flow; therefore, no complex singularities are present. Therefore, our focus will be on analysis of the wall shear stress.

Before showing the results of this analysis, the methods used to perform the singularity tracking will be described. Moreover, a bi-dimensional analysis will be performed on the velocity component  $u(r, \theta)$  of the Navier-Stokes solution similar to that performed in (GSS09) for Prandtl's solution, and we shall see how the complex singularities can be related to the various stage of unsteady separation discussed in the previous section.

#### 4.1 Singularity analysis: methods

To analyze the complex singularities of the wall shear, most of the methods currently used for such studies of one-dimensional functions  $u(z)$  expressed as a Taylor or Fourier series have been considered. Brief explanations are given for each of these methods, and the reader is referred to the extensive literature that will be cited for a deeper understanding on the theory behind these methods.

The first method used is generally referred to as a singularity-tracking method, and it allows one to characterize the singularity of  $u(z)$  through analysis of its Fourier spectrum. In particular, given  $u(z) = \sum_{k=-K/2}^{k=K/2} u_k e^{ikz}$  with a complex singularity at  $z^* = x^* + i\delta$  and  $u(z) \approx (z - z^*)^\alpha$  as  $z \rightarrow z^*$ , the asymptotic behavior of its spectrum is governed by Laplace's formula (see (CKP66))

$$u_k \sim |k|^{-(1+\alpha)} \exp(-\delta|k|) \exp(ix^*k) \quad \text{as } k \rightarrow \infty. \quad (30)$$

If one is able to estimate the rate of exponential decay  $\delta$  of the spectrum, the distance of the complex singularity from the real axis can be obtained. The estimate of the period of the oscillations of the spectrum gives the real location  $x^*$  of the singularity. Resolving the rate of algebraic decay  $1 + \alpha$ , one can then classify the singularity type. This method has been used extensively to track the complex singularities for both ordinary and partial differential equations (see (SSF83; She92; Caf93; GPS98; CBT99; FMB03; MBF05; PMFB06; DLSS06; PF07; GSS09; CGS12)). The primary drawback of this method is the fact that it gives no information about complex singularities located outside the width  $\delta$  of the analyticity strip. This method is generally used along with robust fitting procedures like sliding fitting (see (She92; Caf93; DLSS06; GSS09)). This approach requires high numerical precision in the simulation to avoid interference of the round-off error that is usually present when one deals with Fourier spectra.

To retrieve more information about the possible singularities outside the width of the analyticity strip, the BPH (Borel-Pólya-Hoeven) method proposed



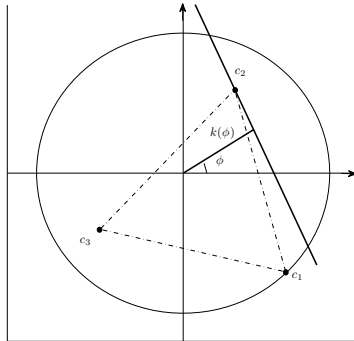


Figure 8: The convex hull of a discrete set of complex singularities is the smallest convex polygon containing all the singularities  $c_i$ . The *supporting* function  $k(\phi)$  is the distance from the origin to the supporting line, normal to the direction  $\phi$ , and touching a singularity.

in (PF07) can be used. The authors perform an analysis on the complex singularities of Burgers equation for different initial conditions through the asymptotic behavior of the Borel transform of a Taylor series. This method can be used when one deals with a finite number of distinct complex singularities (poles or branches) as actually happens in wall shear in both Prandtl and Navier-Stokes contexts. In particular, given the inverse Taylor series  $u(z) = \sum_{k=0}^N u_k/z^{k+1}$  that has  $n$  complex singularities  $c_j = |c_j|e^{-i\gamma_j}$  for  $j = 1, 2, \dots, n$ , its Borel transform is given by  $U_B(\zeta) = \sum_{k=0}^N u_k \zeta^k/n!$ . Evaluating the modulus of the Borel series  $G(r) = |U_B(re^{i\phi})|$  along the rays  $re^{i\phi}$ , one obtains, through a steepest descent argument, the following asymptotic behavior

$$G(r) \approx C(\phi)r^{-(\alpha(\phi)+1)}e^{h(\phi)r} \quad \text{for } r \rightarrow \infty. \quad (31)$$

Here, the function  $h(\phi)$  is called the *indicatrix* function of the Borel transform. To better understand the role of the indicatrix function, the set  $K = \{c_1, \dots, c_n\}$  of all the singularities is considered, and the *supporting line* of  $K$  is defined by a line that has at least one point in common with  $K$  and such that its points are in the same half space with respect to the supporting line of  $K$ . The intersection of all these half spaces is the *convex hull* of  $K$ , which in the case of separate poles or branches reduces to the smallest convex polygon containing all the singularities as illustrated in Figure 8. The *supporting* function  $k(\phi) = h(-\phi)$  is the distance from the origin to the supporting line normal to  $\phi$ . In (PF07), it has been shown how, in the case of isolated singularities, the function  $h$  varies along the angular direction  $\phi$  as

$$h(\phi) = |c_j| \cos(\phi - \gamma_j) \quad \text{for } \phi_{j-1} < \phi < \phi_j, \quad (32)$$

where the set of angular directions  $\phi_j$ ,  $j = 1, 2, \dots, n$  is determined by the angle  $\phi$ , for which the supporting line normal to  $\phi$  touches  $K$  in  $c_j$  (see Figure 8). Therefore, the indicatrix function  $h(\phi)$  is a piecewise cosine function,

and through numerical interpolation we can determine the parameters  $|c_j|$  and  $\gamma_j$  that give the locations of the complex singularities  $c_j$ . In practice, for each direction  $\phi$  we need to determine the exponential rate of (31) that allows for construction of the indicatrix function  $h$ . Moreover, an estimate of  $\alpha(\gamma_j)$  in (31) returns the characterization of the singularity  $c_j$ . The BPH method easily can be applied to the Fourier series  $u(z) = \sum_{k=-K/2}^{K/2} u_k e^{ikz}$  by writing  $u$  as a Taylor series. The advantage of this methodology in comparison to the singularity-tracking method lies in the fact that it is possible to capture information on all the singularities located in the convex hull outside the radius of convergence of a Taylor series (or the strip of analyticity of a Fourier series). However, there are some drawbacks. In particular, singularities that are close to each other can be difficult to distinguish if only a few terms are used in the Borel series. Moreover, the computational cost is heavier in comparison to the singularity-tracking method, as a numerical interpolation must be performed in various directions containing all of the singularities.

The third method used is based on Padé approximations. Suppose there is a complex function  $u(z)$  expressed by a power series  $u(z) = \sum_{k=0}^{\infty} u_k z^k$ . The Padé approximant  $P_{L/M}$  is a rational function approximating  $f$ , such that

$$f(z) \approx \frac{\sum_{i=0}^L a_i z^i}{1 + \sum_{j=1}^M b_j z^j} = P_{L/M}, \quad (33)$$

where  $L+1$  and  $M$  are the number of coefficients in the numerator and denominator, respectively. The  $M$  unknown denominator coefficients  $b_j, j = 1 \dots, M$ , are first determined uniquely by equating coefficients of equal powers of  $z$  between  $(\sum_{i=0}^{\infty} c_i z^i)(1 + \sum_{j=1}^M b_j z^j)$  and  $\sum_{i=0}^L a_i z^i$ , setting the coefficients of order greater than  $L$  equal to zero, and  $b_0 = 1$  by definition. The following set of  $M$  linear equations must then be solved

$$\begin{aligned} b_M c_{L-M+1} + b_{M-1} + \dots + b_0 c_{L+1} &= 0, \\ &\vdots \\ b_M c_L + b_{M-1} c_{L+1} + \dots + b_0 c_{L+M} &= 0. \end{aligned} \quad (34)$$

Then the  $L+1$  unknown numerator coefficients  $a_i, i = 0, \dots, L$  follow from  $(\sum_{i=0}^{\infty} c_i z^i)(1 + \sum_{j=1}^M b_j z^j) = \sum_{i=0}^L a_i z^i$  by equating coefficients of equal powers of  $z$  less than or equal to  $L$ .

The advantage of the Padé approximation method is that it allows one to continue the function  $f$  even beyond the radius of convergence of the Taylor series  $\sum_{i=0}^{\infty} c_i z^i$ , and one only has the difficulty of convergence near branch points or branch cuts of  $f$ . Thus, the approximation  $P_{L/M}$  is able to represent all the singularities of  $f$  by detecting the zeros of the denominator of  $P_{L/M}$ . The disadvantage of the Padé approximation method is that not all of the singularities represented by a general  $P_{L/M}$  are singularities of the function being approximated. In fact, there are several examples (see, for example, (BGM96)) for which some defects or spurious singularities can appear. However, these defects can in principle be detected as they generally manifest themselves as a pole very near to zeros in  $P_{L/M}$ . Fortunately, these unusual occurrences have a transient nature that can be neglected as they generally appear or disappear by changing the degrees of the Padé approximation. Note that the linear system (34) is close to being singular, particularly for a high degree of the approximant,

and using high numerical precision can in part overcome this issue. The results presented here have been tested to be free from such spurious results or defects. Padé approximants also have been used in the analysis of complex singularities of various ordinary differential equations (see Weideman 2003). The theoretical and practical issues related to Padé-based methods are so numerous that it is impossible to cite them all here, and the reader is referred to (BGM96) for a good discussion of this topic. Padé approximation can be used in conjunction with the previous methods to give a robust framework for analyzing complex singularities. For example, one can first trace all possible singularities in the complex plane by evaluating the Padé approximation followed by application of the BPH method in order to focus on the positions where singularities lie in order to retrieve information on the characterization of the singularities.

## 4.2 Singularity analysis: Prandtl results

In the remainder of Section 4, analysis of the complex singularities of the wall shear stress is performed for both Prandtl and Navier-Stokes cases. It will be shown how at  $t_s \approx 1.5$  a singularity forms in Prandtl's wall shear. Moreover, the possible links between the various stages of the unsteady separation process will be investigated, and the characterization of the complex singularities of the wall shear in Navier-Stokes solutions will be accomplished. In particular, it will be shown that a complex singularity, which can be classified as the same kind as the VDS singularity in Prandtl's equations, is also present in Navier-Stokes, and the large- and small-scale interactions can be related to two distinct groups of complex singularities.

As stated in Section 3.1, a singularity forms at time  $t_s$  in Prandtl's solution. In (GSS09) it was shown that this singularity is manifest as a shock in the velocity component  $u(x^* = 1.94, Y^* \approx 7)$ . Moreover, through the singularity-tracking method described in Section 4.1, this singularity has been classified as a cubic-root singularity. At  $t_s$ , Prandtl's wall shear  $\tau_w^P$  is also characterized by formation of a singularity. In fact, applying the methods outlined in the previous section, the temporal evolution of the singularity in  $\tau_w^P$  in the complex plane has been tracked up to time  $t_s$ . This evolution is shown in Figure 9 from  $t = 0.1$  to  $t = 1.5$  with a time step of 0.05. One can see that up to the time  $t_r \approx 0.35$ , when the recirculation region forms, the singularity approaches the real axis along a curve with nearly constant real part. Then the real part of the complex singularity moves toward the position  $x_s = 1.94$ , and at time  $t_s \approx 1.5$ , the singularity hits the real axis close to the point of zero wall shear. It is clear, therefore, that the physical meaning that is attributable to this singularity is the formation of the recirculation region. In Figure 10a,b, the Fourier spectrum of the wall shear and the indicatrix function  $h$  obtained from (31) are shown at  $t = t_s$ . The singularity formation is revealed by the total loss of exponential decay in the spectrum ( $\delta = 0$ ) and by the indicatrix function  $h$ , which is represented by a cosine function of amplitude one centered at  $x_s \approx 1.94$ . The characterization of this singularity has been investigated by evaluating the rate of algebraic decay in (30) and (31), and we have obtained the common value  $\alpha \approx 7/6$ , which reveals that the wall shear blows up in the second derivative. In Figure 11a, the Fourier spectrum in log-log coordinates is shown at  $t = t_s$ , and its slope agrees closely with a straight line of slope  $7/6 + 1$ . In Figure 11b, the rate of algebraic decay  $\alpha^P(x)$  from (31) is shown at  $t = t_s$ , and one can

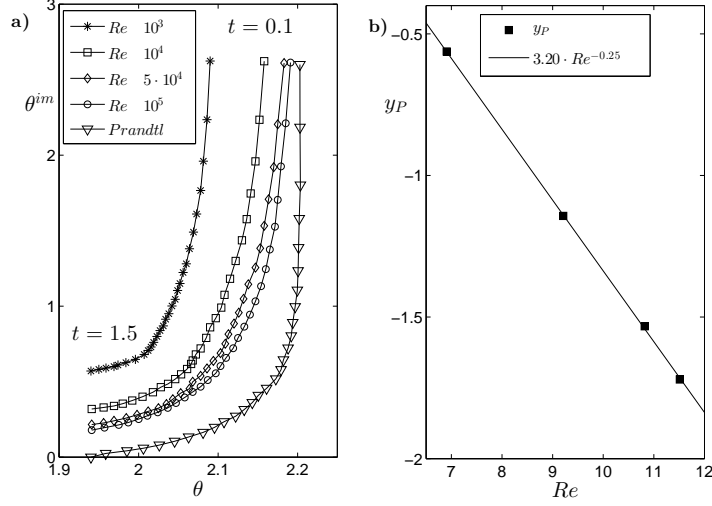
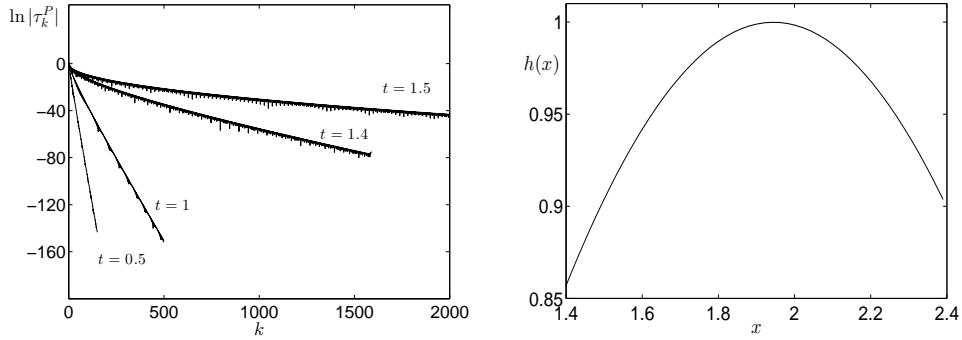


Figure 9: **a)** The temporal evolutions in the complex plane  $(\theta, \theta^{im})$  of the complex singularity of  $\tau_w^P$  and the complex singularities  $s_P$  of  $\tau_w^{NS}$  for the various Reynolds numbers from time 0.1 up to time 1.5 with temporal step of 0.05. At  $t_s = 1.5$ , the singularity of  $\tau_w^P$  hits the real axis at  $\theta \approx 1.94$ , while for  $\tau_w^{NS}$  the singularity remains at a distance  $y_P$  from the real axis, which goes like  $3.2 \cdot Re^{-0.25}$ . **b)** The distance  $y_P$  is shown versus the Reynolds numbers in log-log coordinates.



(a) Fourier spectrum  $\tau_k^P$  of Prandtl's wall shear at various times.

(b) The indicatrix function  $h(x)$ .

Figure 10: **a)** The Fourier spectrum  $\tau_k^P$  of Prandtl's wall shear at various times. At  $t_s = 1.5$  the spectrum totally loses exponential decay indicating formation of a singularity. **b)** The indicatrix function  $h(x)$  evaluated through the BPH method at  $t_s = 1.5$ .  $h$  behaves like a cosine function of amplitude one centered at  $x_s \approx 1.94$ , which again is indicative of singularity formation.

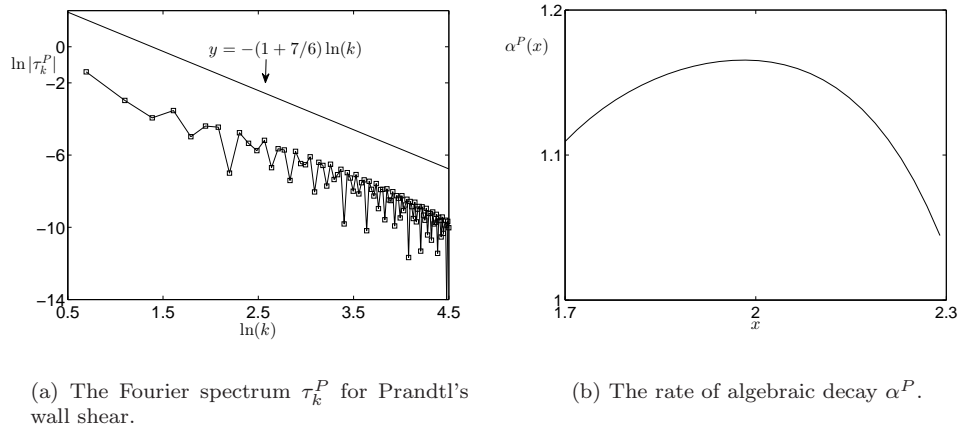


Figure 11: The characterization  $\alpha^P$  of the singularity in  $\tau_w^P$  at  $t_s = 1.5$ . **a)** The Fourier spectrum of  $\tau_k^P$  for Prandtl's wall shear at  $t_s = 1.5$  in log-log coordinates. Its slope agrees with a straight line of slope  $-(1 + 7/6)$ , meaning that the characterization of the singularity is  $\alpha_P = 7/6$ . **b)** The rate of algebraic decay  $\alpha$  evaluated from equation (31) at  $t_s = 1.5$ . The value at  $x_s = 1.94$ , where the singularity forms, is  $\alpha \approx 7/6$ .

see that  $\alpha(x = 1.94) \approx 7/6$ . We conclude this section by showing in Figure 12 the modulus of the Padé approximant  $P_{200/200}$  of the wall shear at  $t_s = 1.5$  in the complex plane. It would be expected that a branch cut appears along the line passing through  $x_s = 1.94$  and parallel to the imaginary axis, but it is well known (see (BGM96)) that the Padé approximant approximates a branch cut as a series of poles collapsing where the branch should be, as is shown in Figure 12.

### 4.3 Singularity analysis: Navier-Stokes results

As shown in Section 3.2, the wall shear  $\tau_w^{NS}$  is an indicator revealing the onset of the various stages of the separation process in Navier-Stokes solutions. In fact, the first relevant viscous-inviscid interaction visible in Navier-Stokes solutions, i.e. large-scale interaction, leads to the first relevant quantitative differences between the Navier-Stokes and Prandtl wall shear. These differences become more evident during the small-scale interaction stage for  $Re \geq O(10^4)$ , and it is of primary interest in the present investigation to find the relationship between these differences and the presence of complex singularities in  $\tau_w^{NS}$ . It will be shown that  $\tau_w^{NS}$  has several singularities that can be divided into three distinct groups. These three groups of singularities are visible in Figure 13, which shows the modulus of the Padé approximant  $P_{300/3000}$  of the wall shear for  $Re = 10^5$  at  $t = 1.58$ , which is well after the onset of small-scale interaction. The first group of singularities is present for every Reynolds number, and it consists of only one singularity that is indicative of the singularity in  $\tau_w^P$ . The second group of complex singularities is still present for each Reynolds number, and it is related to the large-scale interaction. The third group of singularities is only present

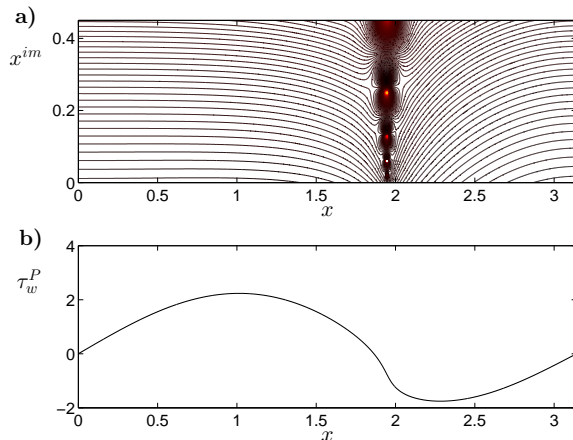


Figure 12: The contour levels of the modulus of the Padé approximant  $P_{200/200}$  of  $\tau_w^P$  at  $t = 1.495$ , with the singularity being very close to the real axis. Because the singularity is a branch cut, the Padé approximant can only approximate the branch cut as a series of poles along where the branch should be. **b)**  $\tau_w^P$  at  $t = 1.495$ .

for  $Re \geq O(10^4)$  and characterizes the small-scale interaction.

#### 4.3.1 Singularity analysis: van Dommelen & Shen's singularity

Let us now discuss the physical phenomena that can be related to these groups of singularities. The first singularity in  $\tau_w^{NS}$  is comparable with the singularity of  $\tau_w^P$ , and we shall call this singularity  $s_P$ . We have tracked in time the position of  $s_P$  in the complex plane through the singularity-tracking methods, and this temporal motion is shown in Figure 9a for each Reynolds number from  $t = 0.1$  to time  $t_s = 1.5$  with temporal step of 0.05. The qualitative behavior of this singularity is similar for each Reynolds number and matches closely that observed in the Prandtl case. The singularities rapidly move toward the real axis slightly shifting along the angular direction  $\theta$  upstream on the circular cylinder. This reflects the physical fact that the recirculation region attached to the circular cylinder increases its size along the angular (streamwise) direction. As previously observed, the singularity of  $\tau_w^P$  gets very close to the point of zero wall shear stress, which moves upstream on the cylinder surface. Therefore, it is expected that the location of the real part of the singularity  $s_P$  also moves upstream on the circular cylinder following the location of the zero wall-shear point. At time  $t_s$ , all the singularities have a real position close to  $x_s \approx 1.94$  (where VDS singularity forms), but at a distance  $y_P$  which follows the relationship  $y_P = C_P Re^{\lambda_P}$ , where  $\lambda_P \approx -0.25$  and  $C_P \approx 3.2$  (see in Figure 9b, where  $y_P$  is shown versus the Reynolds number in log-log coordinates).

The primary similarity between  $s_P$  and the singularity that occurs in  $\tau_w^P$  lies in their characterization. It has been determined through the BPH method that close to the time of singularity formation for Prandtl's equations, the algebraic characterization of  $s_P$  is  $\alpha_{NS}^P \approx 7/6$  for each Reynolds number (see Figure 14

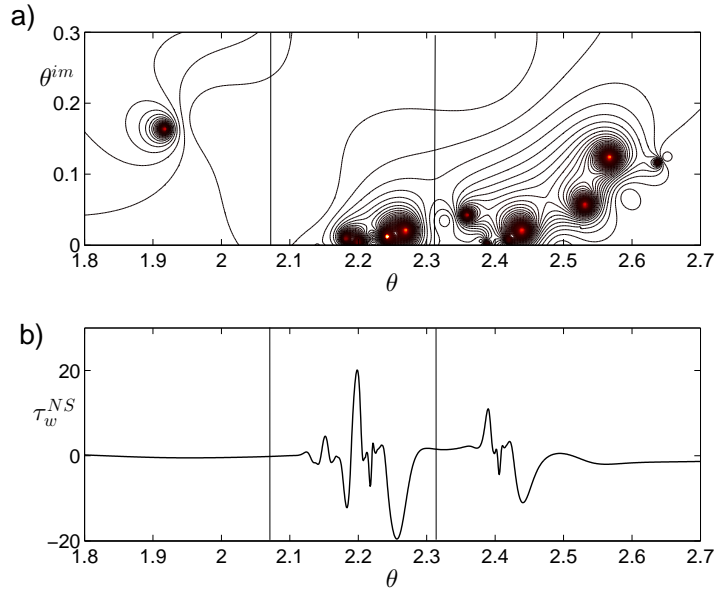


Figure 13: **a)** The contour levels of the modulus of the Padé approximant  $P_{300/300}$  of  $\tau_w^{NS}$  for  $Re = 10^5$  at  $t = 1.58$ . Three distinct groups of complex singularities are present. In the left group only the singularity  $s_P$  is present, and it corresponds to the wall shear singularity in Prandtl's equations. In the middle group there are several singularities that correspond to the large-scale interaction. The right group consists of singularities that correspond to the small-scale interaction. The latter group is present only for moderate to high Reynolds numbers ( $Re \geq 10^4$ ). **b)** The wall shear  $\tau_w^{NS}$ , where the singularities in the three groups correspond to the high gradients forming in  $\tau_w^{NS}$ .

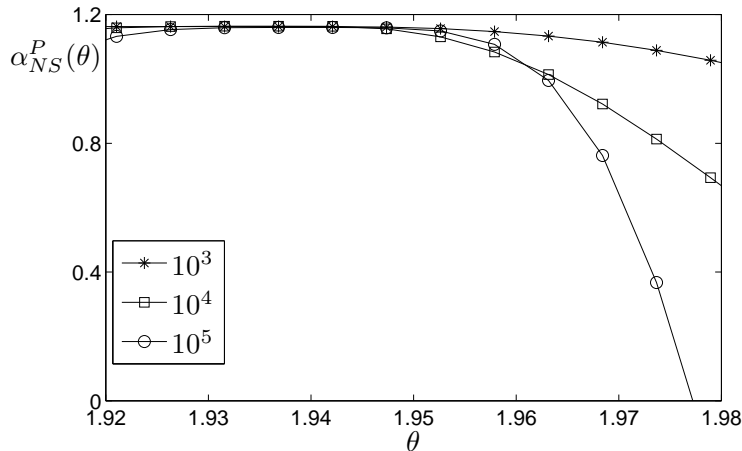


Figure 14: The characterization  $\alpha_{NS}^P$  of the complex singularity  $s_P$  of  $\tau_w^{NS}$  evaluated through the BPH method. At  $t_s = 1.5$ , the location of the real part of the singularity is  $\theta \approx 1.94$  and  $\alpha_{NS}^P \approx 7/6$  for  $Re = 10^3, 10^4, 10^5$ .

where  $\alpha_{NS}^P$  is shown at time  $t_s = 1.5$  for  $Re = 10^3, 10^4, 10^5$ ). As compared to the Prandtl case, the characterization of  $\alpha_{NS}^P$  has been more difficult to evaluate because the function (31) is more difficult to handle numerically. This is due to the various complex singularities (introduced in the following sections) that affect the indicatrix function.

#### 4.3.2 Singularity analysis: large-scale interaction singularities

The second group of complex singularities in  $\tau_w^{NS}$  exists for each Reynolds number, and this group is related to the large-scale interaction. These singularities are always located downstream of the singularity discussed in the previous section (see Figure 13), and they are very close to each other especially for higher Reynolds number. This proximity makes it extremely difficult to precisely characterize these singularities using the numerical methods described in Section 4.1. The most accurately resolved singularity in this group is the one closest to the real axis for all time; we shall call this singularity  $s_{ls}$ . The remaining singularities in this group are difficult to distinguish using the BPH method. Although it does not provide as much information about their characterization, Padé approximants have been much more useful in tracking their position. For the kind of analysis to be performed here, however, it is enough to recover information only on  $s_{ls}$  in order to characterize the large-scale interaction stage.

To show how  $s_{ls}$  is related to large-scale interaction, let us focus on the case with  $Re = 10^3$ . As pointed out in Section 3.2, the large-scale interaction begins to strongly influence the flow evolution when  $\partial_\theta p|_{r=1}$  and  $\tau_w^{NS}$  quantitatively differ from the same quantities of Prandtl's solution. In Figure 15, the wall shear is shown for  $Re = 10^3$  at  $t = 1$  (when large-scale interaction has just begun) and  $t = 1.45$ , and compared to the contour levels of the modulus of Padé approximants  $P_{200/200}$  of  $\tau_w^{NS}$  in the complex semi-plane. The singularities,



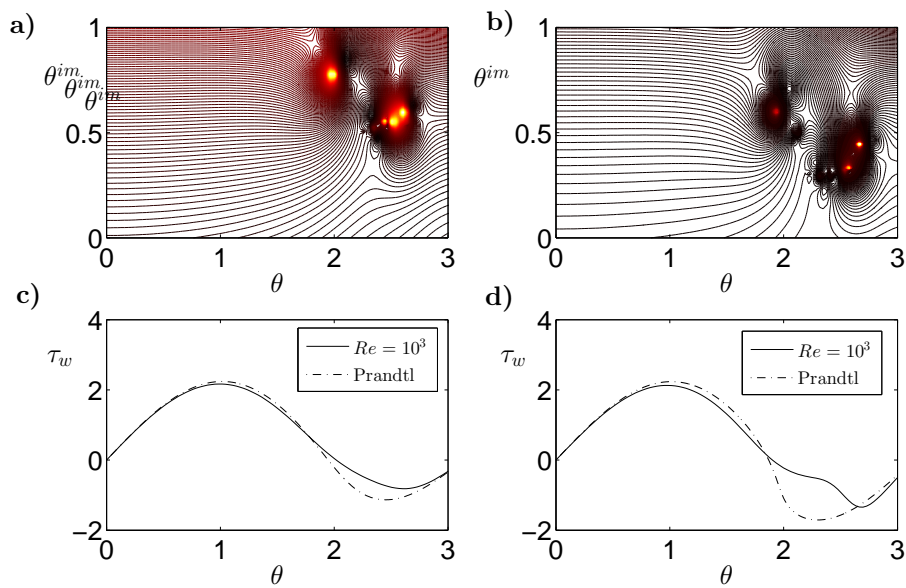


Figure 15: The comparison between the wall shear  $\tau_w$  for Navier-Stokes and Prandtl cases, and the modulus of Padé approximants  $P_{200/200}$  of  $\tau_w$  for Navier-Stokes for  $Re = 10^3$  at  $t = 1$  (on the left) and  $t = 1.45$  (on the right). The singularity  $s_{ls}$  is located at  $2.5 + 0.55i$  and  $2.52 + 0.33i$  at  $t = 1, 1.45$ , respectively. At  $t = 1.45$ ,  $s_{ls}$  corresponds to formation of the gradient in  $\tau_w$  close its minimum.

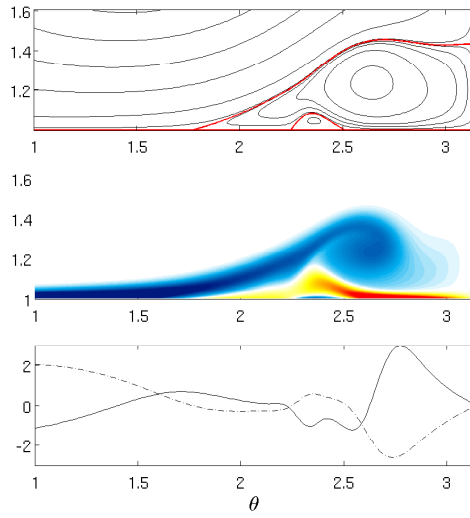
which are visible as poles, are located where the contour levels become most dense. At  $t = 1$ , the singularity  $s_{ls}$  is located at  $2.5 + 0.55i$ , and it clearly corresponds to the variation in the wall shear close to its local minimum as compared to Prandtl's wall shear. At  $t = 1.45$ , the singularity  $s_{ls}$  gets closer to the real axis, and it is located at  $2.52 + 0.33i$ , and this leads to a more dramatic change in the wall shear. In fact, a gradient with respect to the angular coordinate  $\theta$  forms in correspondence to  $s_{ls}$ . As time passes this gradient becomes stronger, and a pair of positive-negative critical points form in the wall shear (see for example Figure 16a, where the pair of positive-negative critical points is visible close to  $\theta = 2.6$  for  $Re = 10^3$  at  $t = 2.3$ ). This means that a new recirculation region forms that is attached to the circular cylinder beneath the primary recirculation region. This new recirculation region, however, is not related to the formation of the kinks in the streamlines and vorticity that characterize the small-scale interaction stage. This explains how this group of singularities, led by  $s_{ls}$ , does not correspond to the small-scale interaction stage.

The temporal evolution of the complex position of  $s_{ls}$  is shown in Figure 17a for all the Reynolds numbers considered from time  $t = 0.1$  up to time  $t = 1.5$  for  $Re = 10^4, 5 \cdot 10^4, 10^5$  and from time  $t = 0.1$  up to time  $t = 3$  for  $Re = 10^3$ . This temporal evolution is quite similar for all  $Re > 10^3$ , while for  $Re = 10^3$  the evolution of  $s_{ls}$  exhibits a distinctly different behavior. The most relevant difference arises during the large-scale interaction stage. For  $Re > 10^3$ , for example,  $s_{ls}$  changes its motion by shifting upstream along the circular cylinder, while for  $Re = 10^3$  it continues to shift downstream along the circular cylinder even after total detachment of the boundary layer. This distinct motion of  $s_{ls}$  for  $Re = 10^3$  can be explained by the fact that no small-scale interaction develops after the large-scale interaction, and no strong gradients forms in  $\tau_w^{NS}$ . These gradients forming for cases with  $Re \geq 10^4$  are due to the presence of a third group of singularities as we shall see in the following subsection. It has been observed that at the time at which large-scale interaction begins, the distance  $y_{ls}$  from the real axis to the singularity  $s_{ls}$  follows the relationship  $y_{ls} = C_{ls} Re^{\lambda_{ls}}$ , where  $\lambda_{ls} \approx -0.138$  and  $C_{ls} \approx 0.447$ , as one can see in Figure 17b, where  $y_{ls}$  is shown versus Reynolds number in log-log coordinates.

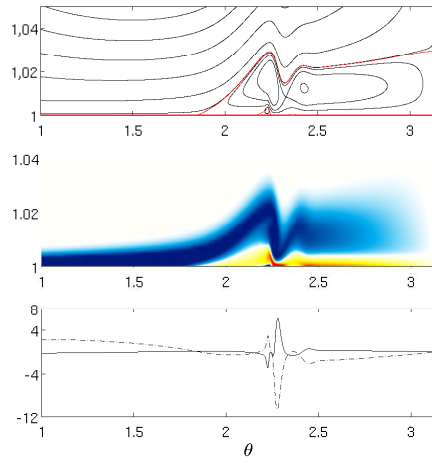
Based on the BPH method, we have determined that the characterization of the singularity  $s_{ls}$  is  $\alpha_{NS}^{s_{ls}} \approx 0.5$  for all the Reynolds numbers considered. This value is consistent with the formation of the gradient in the wall shear. The characterization  $\alpha_{s_{ls}}$  is accurately determined between  $t = 0.9$  and  $t = -1.2$  when the other complex singularities are still far enough away from the real axis so as not to interfere with the singularity of interest. In Figure 18, the rate of algebraic decay  $\alpha_{NS}^{s_{ls}}(\phi)$  is shown from equation (31) for  $t = 1$  for the various Reynolds numbers, and one can see that for the Reynolds numbers considered,  $\alpha_{NS}^{s_{ls}}(\phi) \approx 0.5$ .

### 4.3.3 Singularity analysis: small-scale interaction singularities

As described in Section 3.2, the onset of small-scale interaction is characterized by the formation of a kink in the streamlines and vorticity contours, splitting of the recirculation region, and formation of strong gradients in  $\tau_w^{NS}$  and  $\partial_\theta p_w$ . All of these phenomena are visible in Figure 16 for  $Re = 10^5$  at  $t = 1.45$ . To understand how the complex singularities in  $\tau_w^{NS}$  are related to the small-scale interaction, it is first observed that the formation of large gradients in  $\tau_w^{NS}$



(a)  $Re = 10^3, t = 2.3$



(b)  $Re = 10^5, t = 1.45$

Figure 16: Upper figures: the streamlines (zero level in red). Middle figures: vorticity contour levels (blue colours negative vorticity, red colours positive vorticity). Lower figures:  $\partial_\theta p_w$  (solid) and  $\tau_w$  (dashed).

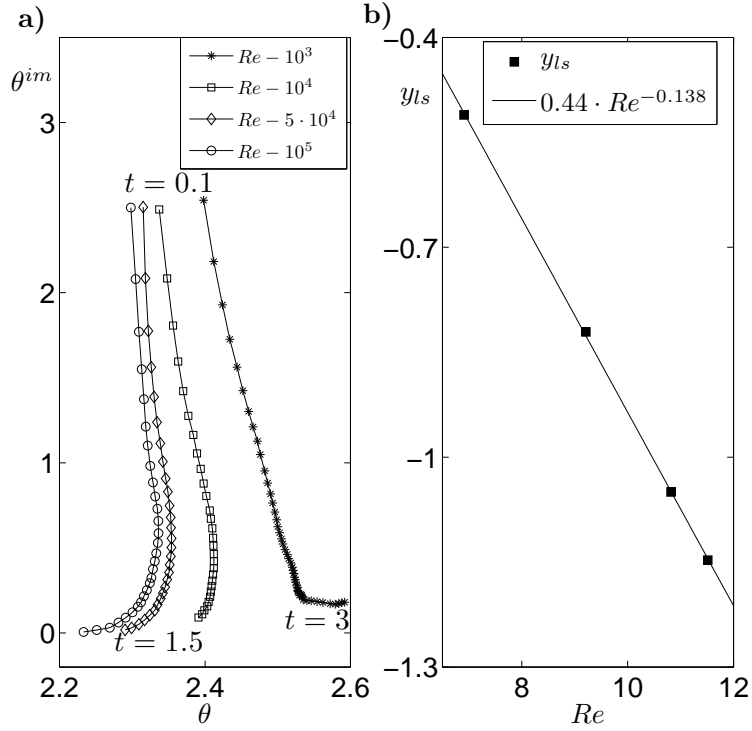


Figure 17: **a)** The temporal evolution in the complex plane  $(\theta, \theta^{im})$  of the complex singularity  $s_{ls}$  of  $\tau_w^{NS}$  for  $Re = 10^3$  from time 0.1 up to time 3 with temporal step of 0.05 and for  $Re = 10^4, 5 \cdot 10^4, 10^5$  from time 0.1 up to time 1.5 with temporal step of 0.05. After large-scale interaction begins, the location of the real part of  $s_{ls}$  moves upstream along the circular cylinder for  $Re = 10^4 - 10^5$ , while for  $Re = 10^3$  the real location of  $s_{ls}$  moves downstream along the circular cylinder even after total detachment of the boundary layer. **b)**  $y_{ls}$  is shown versus the Reynolds number in log-log coordinates at the time  $T_{LS}$  at which large-scale interaction begins (see Table 2). The singularity is at a distance  $y_{ls}$  from the real axis that goes like  $0.44 \cdot Re^{-0.138}$ .

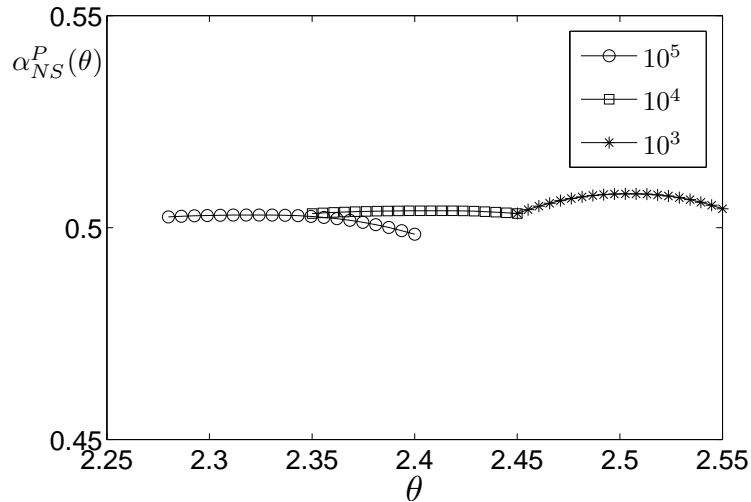


Figure 18: The characterization  $\alpha_{NS}^{s_{ls}}$  of the complex singularity  $s_{ls}$  of  $\tau_w^{NS}$  evaluated from the BPH method. At  $t = 1$ ,  $\alpha_{NS}^{s_{ls}} \approx 0.5$  for  $Re = 10^3, 10^4, 10^5$ , and  $s_{ls}$  is located at  $(2.50, 0.55)$ ,  $(2.41, 0.38)$ ,  $(2.32, 0.29)$ , respectively.

below the zone of the primary recirculation region are clearly characterized by the presence of a third group of complex singularities. As in the case of the group of singularities characterizing the large-scale interaction, this group has a primary singularity that is always closest to the real axis. This singularity, which we shall call  $s_{ss}$ , is the one corresponding to the gradient close to  $\theta \approx 2.45$  on the right of the maximum of  $\tau_w^{NS}$  visible in Figure 5b for  $Re = 10^5$  at  $t = 1.4$ . To understand how this singularity behaves according to the  $Re$  number, we show in Figure 19a the temporal evolution of the position of  $s_{ss}$  in the complex plane for  $Re = 10^4$  from time  $t = 0.1$  up to time  $t = 2$ , and for  $Re = 5 \cdot 10^4$  and  $Re = 10^5$  for  $t = 0.1$  up to  $t = 1.5$  with time step of 0.05. This evolution is not as smooth as compared to that of  $s_P$  and  $s_{ls}$ . In the first phase, which also encompasses the large-scale interaction stage, the singularities tend to get closer to the real axis by shifting downstream along the circular cylinder. When the effects of the small-scale interaction begin to be noticeable, however, the singularities move upstream along the circular cylinder, and this takes place at  $t_{ss} = 1.505, 1.29, 1.26$  at  $\theta_{ss} = 1.505, 1.29, 1.26$  for  $Re = 10^4, 5 \cdot 10^4, 10^5$ , respectively. These times correspond quite well to the times when critical points in  $\partial_\theta p_w$  and  $\tau_w^{NS}$  form. These critical points represent a minimum and maximum in  $\partial_\theta p_w$  and  $\tau_w^{NS}$ . In Table 2, we report for the various Reynolds numbers the times and the locations  $t_p, t_w$  and  $\theta_p, \theta_w$  at which these points form, and the times  $t_{ss}$  and the real locations  $\theta_{ss}$  where the singularities  $s_{ss}$  change their motion from downstream to upstream along the circular cylinder. In particular, the formation of the maximum in  $\tau_w^{NS}$ , and the relatively large gradients that form, is a direct consequence of the singularity  $s_{ss}$  getting close to the real domain.

In light of the physical events that correspond to the onset of the small-scale interaction, a beginning time can be estimated. As  $\partial_\theta p_w$  has a physical meaning

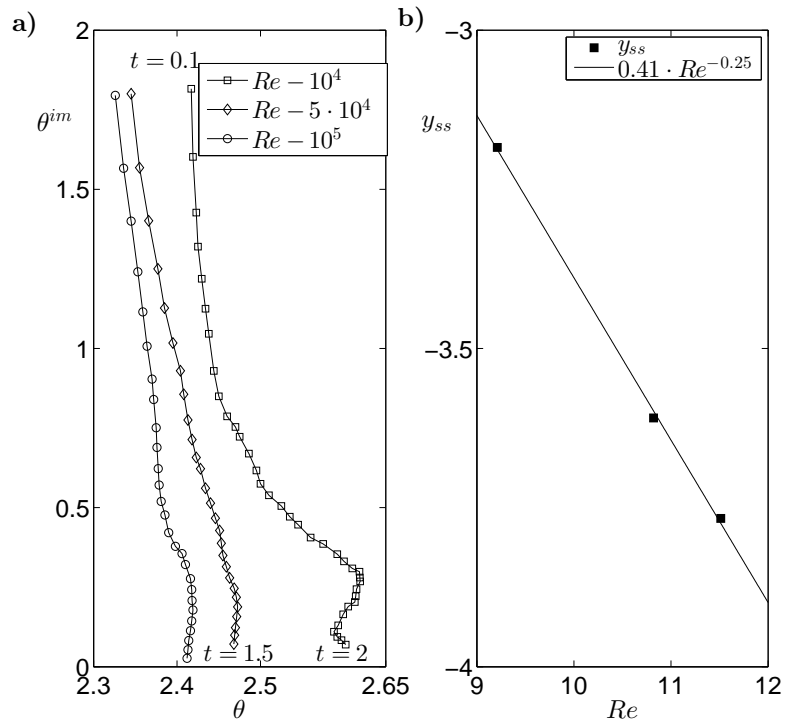


Figure 19: **a)** The temporal evolution in the complex plane  $(\theta, \theta^{im})$  of the complex singularity  $s_{ss}$  of  $\tau_w^{NS}$  for  $Re = 10^4$  from time 0.1 up to time 2 with temporal step of 0.05 and for  $Re = 5 \cdot 10^4, 10^5$  from time 0.1 up to time 1.5 with temporal step of 0.05. **b)**  $y_{ss}$  is shown versus the Reynolds number in log-log coordinates at the onset of small-scale interaction (see Table 2). The singularity is at a distance from the real axis that goes like  $0.41 \cdot Re^{-0.25}$ .

in the flow evolution, i.e. it represents the acceleration along the circular cylinder, and we have used it to define the beginning of the large-scale interaction in the previous section, we propose as the time of beginning of the small-scale interaction the time at which the minimum in  $\partial_\theta p_w$  appears downstream of the maximum (this minimum does not form for  $Re = 10^3$ ). For example, this minimum is visible in Figure 5b at  $\theta \approx 2.45$  for  $Re = 10^5$  at  $t = 1.4$ . The physical meaning is clear; when this minimum becomes negative, the pressure gradient is adverse with respect to the flow direction between the primary recirculation region and the cylinder surface. The fluid between the minimum and the maximum is therefore strongly compressed in the streamwise direction, accelerating the evolution of the kink in the streamlines leading to a spike with the consequent splitting of the primary recirculation region. We have also checked that the formation of this minimum in  $\partial_\theta p_w$  is related to the small-scale interaction for other initial conditions, such as the thick-core vortex (Cas00; OC02) and the rectilinear vortex (GSS11), supporting the strong relevance of this event in the flow evolution. As pointed out in Section 3.2, the large-scale interaction rapidly evolves toward the small-scale interaction as the Reynolds number increases.

At the time at which small-scale interaction begins, it has been observed that the distance  $y_{ss}$  from the real axis of the singularity  $s_{ss}$  follows the behavior  $y_{ss} = C_{ss} Re^{\lambda_{ss}}$ , where  $\lambda_{ss} \approx -0.25$  and  $C_{ss} \approx 0.41$ . This can be seen in Figure 19b, where  $y_{ss}$  is shown versus the Reynolds number on log-log coordinates.

As compared to  $s_P$  and  $s_{ls}$ , the fitting procedures applied in the tracking methods lead to spurious results. In fact, particularly for  $Re = 5 \cdot 10^4, 10^5$ , when  $s_{ss}$  gets very close to the real axis, the fitting procedures do not give reasonable results. The situation is more clear close to the time at which small-scale interaction forms, when  $s_{ss}$  is far enough from the real axis and from the other singularities. In this case, we have obtained a value  $\alpha_{NS}^{ss} \approx 0.5$  as the most likely result. This characterization is compatible with the kind of gradient that forms in  $\tau_w^{NS}$  as it clearly shows a growth in the first derivative.

The validity of the boundary-layer approximation, which would seem to be questionable from a physical point of view in light of the presence of the large- and small-scale interactions, can be deeply corroborated through the present investigation carried out on the complex singularities of the wall shear. In fact, as supposed in (Cas00; OC02) and later in (GSS11), as  $Re \rightarrow \infty$ , large- and small-scale interactions appear to merge into a single interaction that resembles the viscous-inviscid interaction provoked by formation of the VDS singularity in Prandtl's equations. This is supported by two facts: 1) as Reynolds number increases, the temporal gap between the onset of large- and small-scale interaction diminishes, and 2) the time of formation of large-scale interaction, which is  $T_{LS}$ , tends toward the time at which viscous-inviscid interaction develops in Prandtl's solution (this trend is admittedly very slow for the Reynolds numbers considered). The conjecture that large- and small-scale interaction are likely to be the same interactions in the limit as  $Re \rightarrow \infty$  is also supported by the fact that the distance between the various main singularities of  $\tau_w^{NS}$  diminishes as Reynolds number increases. The temporal evolution of the distance in the complex plane between  $s_P$  and  $s_{ls}$  and between  $s_P$  and  $s_{ss}$  are shown in Figure 20a,b for various Reynolds numbers from  $t = 1$  up to  $t = 1.5$ . This suggests that as Reynolds number increases, all of the complex singularities converge toward each other and eventually collapse to become a single singularity, i.e.

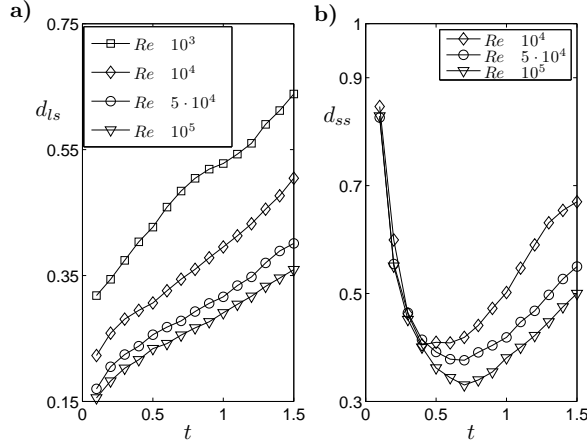


Figure 20: **a)** The temporal evolution of the distance  $d_{ls}$  in the complex plane between the singularities  $s_P$  and  $s_{ls}$  for various Reynolds numbers. **b)** The temporal evolution of the distance  $d_{ls}$  in the complex plane between the singularities  $s_P$  and  $s_{ls}$ . In both cases, at any fixed time, the distance diminishes as Reynolds number increases, and this supports the conjecture that asymptotically all the singularities collapse to the singularity  $s_P$ .

VDS singularity  $s_P$ .

## 5 Bidimensional singularity-tracking method: Navier-Stokes results

In this section, the singularity-tracking method is extended to a bi-variate function (see (MBF05; PMFB06; GSS09) for details), and the results once again will be related to the various stages of the unsteady separation process. Given a periodic function that can be expressed as a Fourier series

$$u(x_1, x_2) = \sum_{k_1, k_2} u_{k_1 k_2} e^{ik_1 x_1} e^{ik_2 x_2},$$

if one considers those modes  $(k_1, k_2)$  such that  $k_1 = k \cos \theta$  and  $k_2 = k \sin \theta$ , where  $k = |(k_1, k_2)|$ , then the asymptotic behavior of the Fourier coefficients in the Fourier  $\mathbf{k}$ -space with  $k \rightarrow \infty$  have the following asymptotic behavior:

$$u_{k_1 k_2} \approx k^{-(\alpha(\theta)+1)} e^{-\delta(\theta)k} e^{ikx^*(\theta)} \quad \text{where} \quad (k_1, k_2) = k(\cos \theta, \sin \theta). \quad (35)$$

The width of the analyticity strip  $\bar{\delta}$  is the minimum over all directions  $\theta$ , i.e.  $\bar{\delta}^* = \min_{\theta} \delta(\theta)$ .

The shell-summed Fourier amplitudes, which are a kind of discrete angle average of the Fourier coefficients, are defined as

$$A_K \equiv \sum_{K \leq |(k_1, k_2)| < K+1} |u_{k_1 k_2}|.$$



The asymptotic behavior of these amplitudes is

$$A_K \approx CK^{-(\alpha_{Sh}+1/2)} \exp(-\delta_{Sh}K) \quad \text{when } K \rightarrow \infty,$$

where  $\delta_{Sh}$  gives the width of the analyticity strip, while the algebraic prefactor  $\alpha_{Sh}$  gives information on the nature of the singularity. As shown in (PMFB06), using a steepest descent argument, if one denotes with  $\theta^*$  the angle where  $\delta(\theta)$  takes its minimum, i.e.  $\delta^* = \delta(\theta^*)$ , one has that  $\delta_{Sh} = \delta(\theta^*)$  and  $\alpha_{Sh} = \alpha(\theta^*)$ . This methodology has been applied in (MBF05) and (PMFB06) to investigate the complex singularity in the two-dimensional periodic Euler equation, and in (GSS09) to perform a complete analysis of the singularity formation for Prandtl's boundary-layer equations in the case of the impulsively started disk.

Following the same procedure applied in (GSS09) for Prandtl's solution, we analyze the spectrum of the velocity component  $u(r, \theta)$  of the Navier-Stokes solutions. To accomplish this, the normal physical domain is mapped to  $\Lambda = [1, 2]$  as it has been observed that for  $r \rightarrow 2$ , the vorticity remains negligible for all Reynolds numbers during the computational time that is the object of our investigation. The grid points  $\lambda_i$  in  $\Lambda$  are exactly the linear mapping of Gauss-Lobatto points  $\kappa_i = \cos(i\pi/N)_{i=0, \dots, N}$  in  $\Lambda$ . This allows one to write the solution in terms of its Chebyshev expansion

$$u(\theta, \kappa, t) \approx \sum_{k=-K/2}^{k=K/2} \sum_{j=0}^{j=N} u_{kj}(t) e^{ik\theta} T_j(\kappa), \quad (36)$$

where  $T_j$  are the Chebyshev polynomials of the first kind. Finally, introducing the variable  $\zeta = \arccos \kappa$ , the above expression is written as

$$u(\theta, \zeta, t) \approx \sum_{k=-K/2}^{k=K/2} \sum_{j=0}^{j=N} u_{kj}(t) e^{ik\theta} \cos(j\zeta), \quad (37)$$

and the singularity-tracking method is applied on the Fourier coefficients  $u_{kj}$ .

We begin our analysis by showing in Figure 21a the temporal evolution of the rate of exponential decay  $\delta_{NS}$  evaluated from the asymptotic behavior of the Fourier amplitudes for various Reynolds numbers. This temporal evolution is similar in all cases. At  $t = 0$ , the no-slip boundary condition makes  $u$  discontinuous on the surface of the circular cylinder (discontinuity in the normal variable); therefore,  $\delta_{NS}(0) = 0$ . The effect of viscosity is to regularize the solution and increase the width of the analyticity strip  $\delta_{NS}$ , which reaches a maximum value  $\delta_{NS}^M$  (see Table 3, in which the time at which  $\delta_{NS}(t)$  has its maximum  $\delta_{NS}^M$  and its minimum  $\delta_{NS}^m$  are reported). A comparison with the time of formation of large-scale interaction  $T_{LS}$  (shown in Table 2) shows that the time at which  $\delta_{NS}$  has its maximum and the time at which large-scale interaction begins agree quite well as one can see in Figure 22, where the two times are shown for various Reynolds numbers. In practice after large-scale interaction, the complex singularities of the solution begin to get close to the real domain. The subsequent decrease of  $\delta_{NS}$  is due to the fact that the gradients in the  $\theta$  direction become stronger than the gradients in the normal direction  $r$ . This is expected during the large-scale interaction stage when the large gradients of the solution in the streamwise direction  $\theta$ , which eventually becomes more pronounced during the small-scale interaction stage, begin to form.

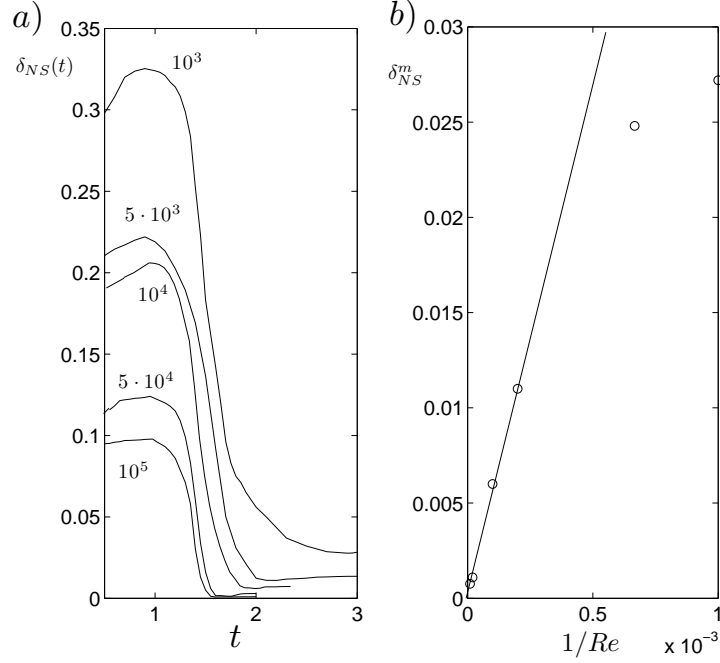


Figure 21: **a)** Temporal evolution of  $\delta_{NS}$  for various Reynolds numbers. After large-scale interaction begins,  $\delta_{NS}$  decreases in all cases owing to the effect of the formation of strong gradients particularly in the angular direction  $\theta$ . At time  $t_s = 1.5$ ,  $\delta_{NS}$  approaches zero as Reynolds number increases. Then it reaches a minimum ( $\delta_{NS}^m$ ) of  $O(1/Re)$  in time as shown in **b)** (at least for the Reynolds numbers for which small-scale interaction forms). The time at which  $\delta_{NS}^m$  forms becomes closer to  $t_s$  as Reynolds number increases (see Figure 22b).

$\delta_{NS}^M - \delta_{NS}^m$	$Re$	$T(\delta_{NS}^M)$	$T(\delta_{NS}^m)$
0.332 – 0.0272	$1 \cdot 10^3$	0.908	2.98
0.23 – 0.01	$5 \cdot 10^3$	0.915	2.2
0.21 – 0.0048	$10^4$	0.919	2
0.125 – 0.0011	$5 \cdot 10^4$	0.951	1.7
0.096 – 0.00076	$10^5$	0.962	1.61

Table 2: The maximum  $\delta_{NS}^M$  and minimum  $\delta_{NS}^m$  values of the rate of exponential decay of the Fourier amplitudes, and the times of their formation ( $T(\delta_{NS}^M)$  and  $T(\delta_{NS}^m)$ ) for all the Reynolds numbers considered.

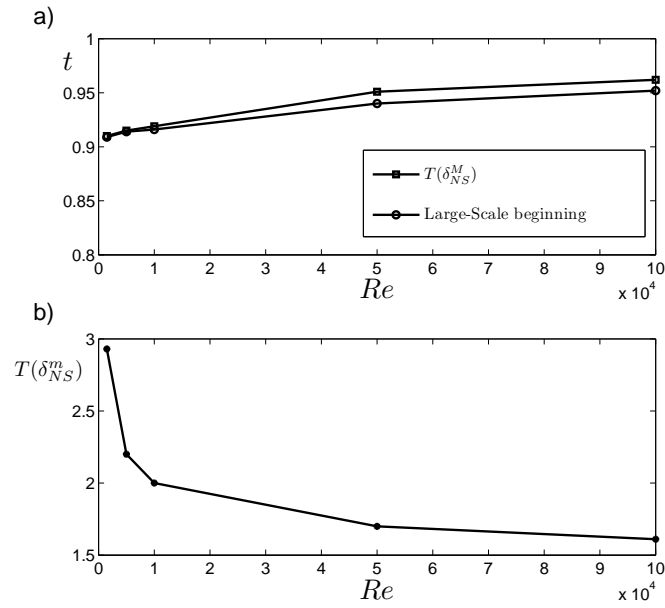


Figure 22: **a)** Comparison of the times at which large-scale interaction begins ( $T_{LS}$ ) and the time at which  $\delta_{NS}$  has a local maximum for various Reynolds numbers. The times agree closely and this is a strong indicator that the beginning of large-scale interaction can be explained in terms of the complex singularities of the solution. **b)** The time  $T(\delta_{NS}^m)$  at which  $\delta_{NS}$  has a local minimum in time. This time gets closer to Prandtl's singularity time  $t_s = 1.5$  as Reynolds number increases.

For all the Reynolds numbers considered,  $\delta_{NS}$  has a local minimum  $\delta_{NS}^m$  in time after  $t_s = 1.5$  (see Table 3), and then begins to increase. A similar behavior in the width of the analyticity strip has been observed in (SSF83) for the viscous Burgers equation. In Figure 21b, it is also shown that  $\delta_{NS}^m$  seems to scale linearly with respect to  $1/Re$  for the Reynolds numbers for which small-scale interaction occurs, and as Reynolds number increases. Moreover, the time at which  $\delta_{NS}^m$  forms gets very close to Prandtl's singularity time  $t_s = 1.5$  as shown in Figure 22b. This can be viewed as confirmation of the validity of boundary-layer theory given by the analysis of the complex singularity of the solution of Navier-Stokes, as for  $Re \rightarrow \infty$  we expect that  $\delta_{NS}^m \rightarrow 0$  at  $t_s \rightarrow 1.5_-$ .

Regarding the evaluation of  $\alpha_{NS}$ , observe that all of the spectra analyzed have several structures, particularly in the lower modes where the algebraic prefactor is generally much easier to capture. This renders it very difficult to evaluate  $\alpha_{NS}$ . In order to combat this limitation, a different fitting procedure has been performed, but it also does not give satisfactory results as compared to the results for Prandtl's equation by (GSS09), where the spectrum was straightforward to calculate. Despite these difficulties, there are some clear signs that allow for conclusions to be drawn. First of all, after some time, i.e. after the onset of large-scale interaction, a fitting of the Fourier amplitudes always gives results in the range  $0.45 < \alpha_{NS} < 0.55$  for all of the Reynolds numbers considered. So it is very likely that  $\alpha_{NS} = 1/2$ .

The characterization  $\alpha_{NS} = 1/2$  is compatible with the results presented in the previous section for the singularities of  $\tau_w^{NS}$  characterizing the large- and small-scale interaction. In fact,  $s_{ls}$  and  $s_{ss}$  are both found to be  $1/2$ , and  $\tau_w^{NS}$  is nothing other than the normal derivative of  $u$  on the cylinder surface. Moreover, close to the circular cylinder  $\omega \approx -\partial_r u$ . Because the gradients of  $u$  in the angular (streamwise) direction  $\theta$  are greater than those in the normal direction  $r$ , particularly after the onset of large-scale interaction, a function whose gradients are still more pronounced along the angular variable is obtained even if  $u$  is differentiated with respect to the normal coordinate. As the relevant gradients of  $u$  and  $\partial_r u$  in the angular direction are primarily concentrated close to the cylinder surface, they resemble the behavior of the gradients of  $\tau_w^{NS}$ , which is simply the rescaled normal derivative of  $u$  on the cylinder surface. Therefore, a match is expected between the characterization of the complex singularities of  $\tau_w^{NS}$  and  $u$ . Recall that in (GSS09), the characterization of van Dommelen's singularity in Prandtl's equations was  $\alpha_P = 1/3$ , which is different from that obtained for the Navier-Stokes equations here. We suppose that  $\alpha_{NS}$  and  $\alpha_P$  are strongly influenced by the viscous-inviscid interactions occurring during the flow evolution at finite Reynolds number. We already have seen that the various interactions that occur in Navier-Stokes solutions induce different flow evolution owing to the formation of different structures as compared to that forming in Prandtl's case. Therefore, a discrepancy between the characterizations of  $\alpha_{NS}$  and  $\alpha_P$  is likely to occur.

It is also interesting to analyze the most singular direction  $\theta^*$  of the bi-dimensional spectrum of  $u$ . The spectra are shown in Figures 23, 24, and 25 at different times for  $Re = 1.5 \cdot 10^3, 10^4, 10^5$ , and the most singular direction is indicated by the straight line. In each case, the rate of exponential decay  $\delta(\theta^*)$  of the spectrum along  $\theta^*$  exactly coincides with the value  $\delta_{NS}$ . However, the most relevant attribute is that at a particular time a bulge forms in the spectrum along the most singular direction. This is visible only for  $Re = 10^4, 10^5$  (also

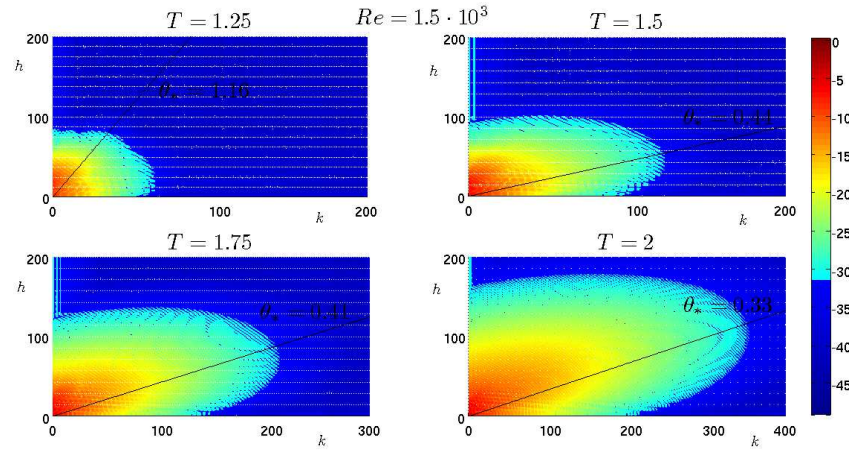


Figure 23: The spectrum of  $u$  for  $Re = 1.5 \cdot 10^3$  at various time.

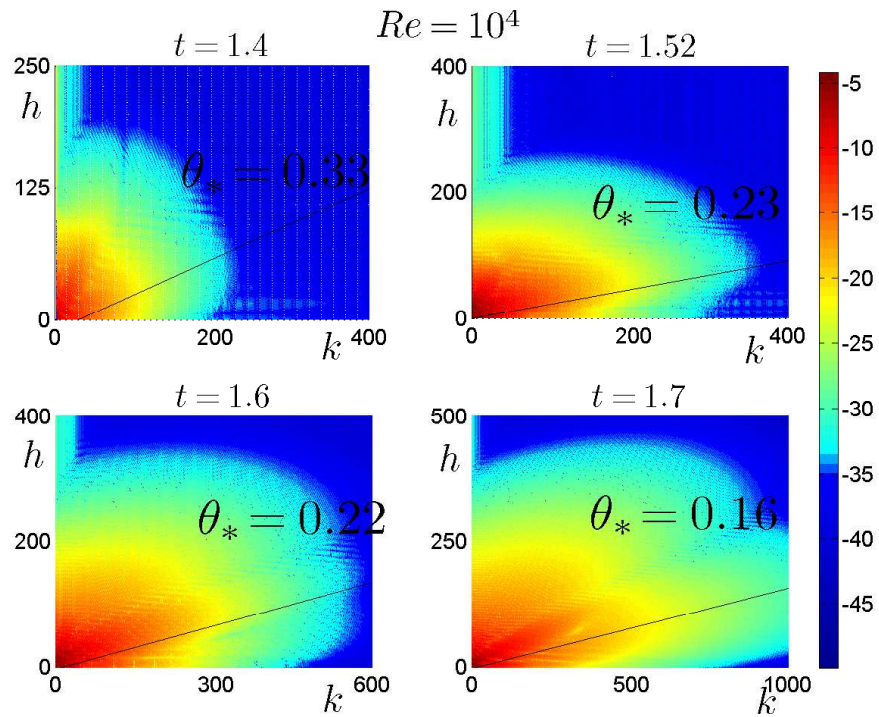


Figure 24: The spectrum of  $u$  for  $Re = 10^4$  at various time. At  $t = 1.5$ , a bulge forms in the spectrum that becomes more pronounced as time passes. It can be related to the effect of small-scale interaction.

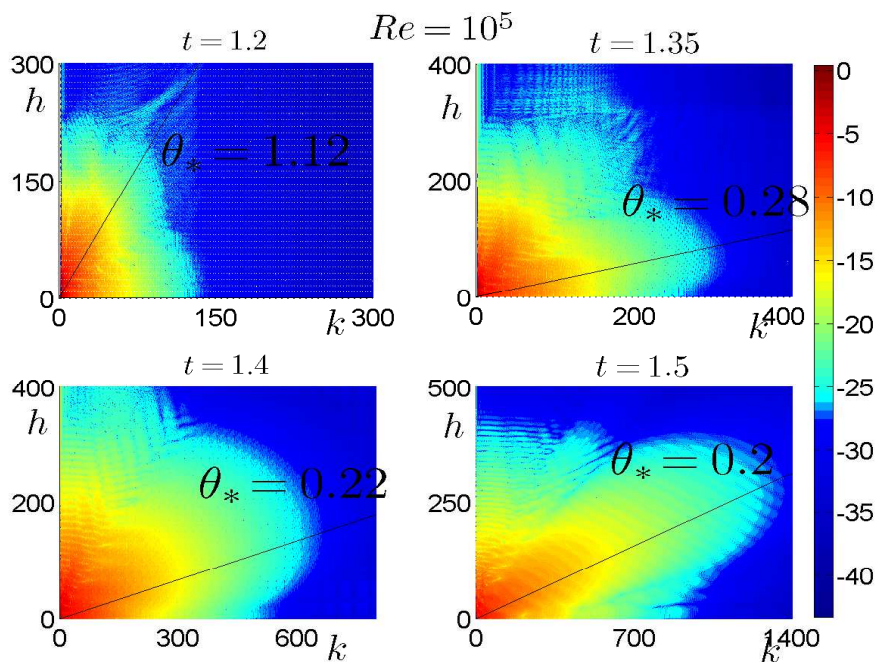


Figure 25: The spectrum of  $u$  for  $Re = 10^5$  at various time. At  $t = 1.35$ , a bulge forms in the spectrum that becomes more pronounced as time passes. The behavior is similar to that shown in Figure 24 for the case  $Re = 10^4$ .

for  $Re = 5 \cdot 10^3, 5 \cdot 10^4$  not shown here); observe that these are the Reynolds numbers for which small-scale interaction is present, and the time at which the bulge begins to appear matches closely with that at which small-scale interaction begins. This bulge in the spectrum has a spiky nature resembling the physical formation of the kink in the streamlines and vorticity contours owing to the small-scale interaction. This can be justified on the basis that the small-scale interaction reveals itself through formation of large gradients in the angular direction  $\theta$  in the solution. Therefore, it is expected that the spectrum rapidly focuses in directions approaching  $\theta = 0$ , where the Fourier modes are much more energized. It has been observed that as time passes, the most singular direction approaches  $\theta^* = 0$ , which confirms that the relevant gradients present in  $u$  are those relative to the coordinate  $\theta$ . This result is also compatible with the result predicted by boundary-layer theory. In fact, in (GSS09) it was shown that the most singular direction in the spectrum of the streamwise velocity component  $u$  of Prandtl's equation at the singularity time  $t_s = 1.5$  is  $\theta^* = 0$ , meaning that the blow up occurs in  $\partial_x u$  as reported previously in Section 3.1. This behavior is not visible for the case  $Re = 10^3$  (see Figure 23). In fact, the spectrum grows throughout a wider range around the most singular direction, and the bulge in the spectrum is not present because no large gradients form in the solution.

## 6 Conclusions

Solutions of the two-dimensional Prandtl and Navier-Stokes equations have been obtained for the case of flow past an impulsively-started circular cylinder using a fully spectral numerical scheme in which the solution is approximated by Fourier-Chebyshev expansions. Based on these solutions, the asymptotic validity of unsteady boundary-layer theory has been analyzed by comparing Prandtl's solution with Navier-Stokes solutions at different Reynolds numbers in the range  $Re = 10^3$  to  $Re = 10^5$ . Prandtl's equations develop a singularity at the finite time  $t_s = 1.5$  owing to the lack of interaction between the viscous boundary layer and inviscid outer flow, which is anticipated at  $t_k \approx 1.4$ . This interaction can be detected in the Navier-Stokes solutions by the formation of a kink in the streamlines and the formation of a local maximum in the displacement thickness.

The unsteady separation process for Navier-Stokes solutions reveals a different behavior. In particular, the presence of viscous-inviscid interactions acting over different scales can be detected. The first interaction is found to occur for all Reynolds numbers considered, and it is marked by discrepancies arising between the streamwise pressure gradient and wall shear on the surface of the circular cylinder and the same quantities predicted by Prandtl's equations. In particular, we have defined the beginning of large-scale interaction to be formation of an inflection point in the streamwise pressure gradient on the cylinder surface close to its local maximum. This represents a different topological structure as compared to the streamwise pressure gradient predicted by Prandtl's equation.

The large-scale interaction is distinct from the viscous-inviscid interaction that develops in the infinite Reynolds number case, i.e. prior to formation of the van Dommelen singularity in Prandtl's solution, as no large gradients or spiky behavior are visible in Navier-Stokes solution for such cases. However, this interaction is the precursor to the small-scale interaction that occurs at

higher Reynolds numbers and is similar to the interaction that occurs in the infinite Reynolds number case. In fact, small-scale interaction, which occurs only for moderate to high Reynolds numbers ( $Re \geq O(10^4)$ ), is characterized by formation of a kink in the streamlines and vorticity contours. This stage is followed by splitting of the primary recirculation region, formation of large gradients in the wall shear and streamwise pressure gradient, and formation of dipolar structures within the boundary layer that cause the production of large amounts of vorticity and a corresponding growth of the enstrophy. The beginning of small-scale interaction has been defined by the formation of a local minimum in the streamwise pressure gradient on the circular cylinder, which plays a central role in formation of the unsteady separation phenomena.

The various interactions occurring in Prandtl and Navier-Stokes solutions have been investigated by performing a complex singularity analysis on the wall shear stress and on the velocity component  $u(r, \theta)$  from Navier-Stokes solutions. To investigate the complex singularities of the wall shear, we have used the singularity-tracking method, the BPH method, and a method based on Padé approximations. It has been found that Prandtl's wall shear becomes singular at  $t_s = 1.5$  as a singularity having  $\alpha \approx 7/6$  hits the real axis near  $x_s \approx 1.94$ . The Navier-Stokes wall shear shows a more complicated behavior during the various stages of separations that is related to the presence of three different groups of complex singularities. The first group is formed only by the singularity  $s_P$ , which has the same characteristics as van Dommelen's singularity in Prandtl's equations. This singularity can be related physically to the birth of the recirculation region. At the singularity time  $t_s = 1.5$ , the distance  $y_P$  of  $s_P$  from the real axis follows the relationship  $y_P = C_P Re^{\lambda_P}$ , with  $\lambda_P \approx -0.25$  and  $C_P \approx 3.2$ . The second group of singularities is connected to formation of the large-scale interaction that occurs for all finite Reynolds numbers. It is the differences that arise between the Prandtl and Navier-Stokes wall shear that are the indicator of the onset of large-scale interaction. These differences are due to the formation of a gradient in Navier-Stokes wall shear that corresponds to a complex singularity  $s_{ls}$  having the characteristic value  $\alpha = 0.5$ . This singularity is quite well characterized through the singularity-tracking method, while the other singularities of the group can only be observed by evaluating the Padé approximation of the wall shear. At the time in which large-scale interaction forms, the singularity  $s_{ls}$  moves closer to the real axis as Reynolds number increases, and it has been found that its distance  $y_{ls}$  from the real axis follows the relationship  $y_{ls} = C_{ls} Re^{\lambda_{ls}}$ , where  $\lambda_{ls} \approx -0.138$  and  $C_{ls} \approx 0.447$ .

The small-scale interaction, which appears only for moderate to high Reynolds numbers, is characterized by the formation of large gradients in the wall shear near the cylinder surface beneath the kink in the recirculation region. These gradients are due to the presence of a third group of complex singularities, in which the relevant singularity  $s_{ss}$  is also characterized by the value  $\alpha = 0.5$ . At the time at which small-scale interaction begins, the distance  $y_{ss}$  of  $s_{ss}$  from the real axis follows the relationship  $y_{ss} = C_{ss} Re^{\lambda_{ss}}$ , where  $\lambda_{ss} \approx -0.25$  and  $C_{ss} \approx 0.41$ . In addition, all of the complex singularities of  $\tau_w^{NS}$  converge to one another, i.e. focusing in a smaller region, as Reynolds number increases, suggesting that asymptotically all of the singularities collapse into only a single singularity, which is van Dommelen's singularity  $s_P$ , and all the viscous-inviscid interactions reduce to the only interaction observed in the limiting Reynolds number case.



The singularity-tracking method has also been applied to the shell summed amplitudes of the Fourier-Chebyshev coefficients of the streamwise velocity component  $u(r, \theta)$ . The width  $\delta_{NS}$  of the analyticity strip of the Navier-Stokes solutions for various Reynolds numbers has been tracked in time. The initial discontinuity of  $u(r, \theta)$  on the cylinder surface owing to the no-slip condition makes  $\delta_{NS} = 0$  at  $t = 0$ . The regularizing effect increases  $\delta_{NS}$ , and a maximum value of  $\delta_{NS}^M$  forms at the beginning of the large-scale interaction for all Reynolds numbers considered. At this time, large gradients form in the solution in the  $\theta$  direction, and they become stronger during the small-scale interaction. Therefore,  $\delta_{NS}$  decreases in time as the complex singularities that originate these gradients get close to the real axis. The subsequent temporal evolution of  $\delta_{NS}$  reveals an interesting aspect as  $\delta_{NS}$  continues to decrease, reaching a minimum value  $\delta_{NS}^m$ , in time and then begins to increase again. The minimum  $\delta_{NS}^m$  is  $O(1/Re)$  for the Reynolds numbers for which small-scale interaction forms, and it forms after van Dommelen's singularity time  $t_s = 1.5$ . However, as Reynolds number increases, the time of formation of  $\delta_{NS}^m$  tends to  $t_s = 1.5$ , supporting the validity of the predictions from boundary-layer theory according to which  $\delta_{NS}^m = 0$  at  $t_s = 1.5$  as  $Re \rightarrow \infty$ . Moreover, boundary-layer theory predicts that at the singularity time, the most singular direction in the bi-dimensional spectrum is  $\theta^* = 0$  with formation of a singularity in the streamwise direction. In the Navier-Stokes solutions, the most singular direction in the spectrum is indeed found to be close to  $\theta^* = 0$  as Reynolds number increases, particularly after large-scale interaction begins. From the analysis of the bi-dimensional spectrum of  $u(r, \theta)$ , the small-scale interaction can also be characterized because, during this stage, the spectrum focuses in a very narrow zone along the most singular direction, forming a bulge that in some sense resembles the physical formation of the kink and spike in the streamlines. The primary difference between the analysis of the spectrum of  $u(r, \theta)$  as compared to that from Prandtl's solution is the characterization obtained from the rate of algebraic decay of the shell summed amplitudes. For Navier-Stokes solutions, for example, it has been found that  $\alpha^{NS} \approx 1/2$  for all Reynolds numbers considered, while the prediction of boundary-layer theory is that  $\alpha^P \approx 1/3$ . This discrepancy can be explained by the presence of the large- and small-scale interactions that act in a different manner on the flow evolution as compared to the viscous-inviscid interaction present as  $Re \rightarrow \infty$ . In this limit, the large- and small-scale interactions eventually merge together to become the viscous-inviscid interaction observed in the infinite Reynolds number case, which should lead to alignment of  $\alpha^{NS}$  to the value  $1/3$ .

Even though the overall results of this paper strongly suggest that the finite-Reynolds number Navier-Stokes viscous-inviscid interactions tend to that predicted by boundary-layer theory in the limit as Reynolds number goes to infinity, one should keep in mind the possible presence of a Rayleigh instability, which has been observed in solutions of the Navier-Stokes equation for very high Reynolds numbers in other geometries. For example, (CO10) show that for the thick-core vortex, an instability develops in the form of high-frequency oscillations in vorticity and streamwise pressure gradient along the wall in the range  $Re = 10^5 - 10^8$ . This instability is of Rayleigh-type, with the dominant wavenumber being  $O(Re^{1/2})$ , meaning that the disturbances are of the same streamwise scale as the boundary-layer thickness, which is  $O(Re^{-1/2})$ .

These results are somehow related to that obtained by (Gre00), in which a

class of initial profiles for which Euler equations are linearly unstable due to an exponential growth of modes of size  $Re^{1/2}$ , i.e. a phenomenon linked to Rayleigh instability, does not allow the solution to have the form of a matched asymptotic expansion between a Prandtl solution and an Euler solution.

The appearance of a Rayleigh instability can be detected only by using a very refined grid in the zone where instability forms (see (CO10)) in order to avoid any numerical disturbances that can create possible doubts in the nature of the instability. For example, (BW02) observed an instability acting in a similar fashion as observed in (CO10) and attributed it to a Rayleigh instability; however, the oscillations were found to disappear when using a finer grid in (OC05). We have also checked to see if a Rayleigh instability occurs in the impulsively-started circular cylinder case for very high Reynolds numbers ( $Re = 10^6, 10^7$ ). Even if spurious oscillation appeared in the solution in the same fashion as observed for the thick-core vortex, we were not able to discern between numerical or physical instability owing to a lack of the required numerical resolution. We plan to investigate the physical instabilities that may occur in Navier-Stokes solutions for this initial datum with the aid of a more powerful computing resource. Moreover, it should be very interesting to search for a possible link between the Rayleigh instability and the presence of complex singularities in the solutions, and this topic will be the object of our future work.

## References

- [BGM96] G.A. Baker and P. Graves-Morris, *Padé Approximants*, Cambridge University Press, United States of America, 1996.
- [Bla08] H. Blasius, *Grenzschichten in Flüssigkeiten mit kleiner Reibung*, Z. Math. Phys. **56** (1908), 1–37.
- [BW02] K.W. Brinckman and J.D.A. Walker, *Instability in a Viscous Flow Driven by Streamwise Vortices*, J. Fluid Mech. **432** (2002), 127–166.
- [BYLT02] D.H. Bailey, H. Yozo, X.S. Li, and B. Thompson, *Arprec: An arbitrary precision computation package*, Lawrence Berkeley National Laboratory. Paper LBNL-53651 (2002).
- [Caf93] R.E. Caflisch, *Singularity formation for Caflisch complex solutions of the 3D incompressible Euler equations*, Physica D **67** (1993), 1–18.
- [Cas00] K.W. Cassel, *A comparison of Navier-Stokes solutions with the theoretical description of unsteady separation*, Phil. Trans. R. Soc. Lond. A. **358** (2000), 3207–3227.
- [CB06] H.J.H. Clercx and C.-H. Bruneau, *The normal and oblique collision of a dipole with a no-slip boundary*, Computers & Fluids **35** (2006), no. 3, 245–279.
- [CBT99] S.J. Cowley, G.R. Baker, and S. Tanveer, *On the formation of Moore curvature singularities in vortex sheets*, Journal of Fluid Mechanics **378** (1999), 233–267.

- [CGS12] G.M. Coclite, F. Gargano, and V. Sciacca, *Analytic Solutions and Singularity Formation for the Peakon  $b$ -Family Equations*, Acta Appl Math **122** (2012), 419–434.
- [CKP66] G.F. Carrier, M. Krook, and C.E. Pearson, *Functions of a Complex Variable: Theory and Technique*, McGraw–Hill, New York, 1966.
- [CLS13] M. Cannone, M.C. Lombardo, and M. Sammartino, *Well-posedness of Prandtl equations with non-compatible data*, Nonlinearity **26** (2013), no. 3, 3077–3100.
- [CMR98] T. Clopeau, A. Mikelic, and R. Robert, *On the vanishing viscosity limit for the 2d incompressible navier-stokes equations with the friction type boundary conditions*, Nonlinearity **11** (1998), no. 6, 1625.
- [CO10] K.W. Cassel and A.V. Obabko, *A Rayleigh instability in a vortex-induced unsteady boundary layer*, Physica Scripta **2010** (2010), no. T142, 014006.
- [Cow01] S.J. Cowley, *Laminar Boundary-Layer Theory: A 20th century Paradox?*, Proceedings of ICTAM 2000 (2001), 389–411.
- [CS97] R. Caffisch and M. Sammartino, *Navier-Stokes equations on an exterior circular domain: construction of the solution and the zero viscosity limit*, Comptes Rendus de l’Academie des Sciences - Series I - Mathematics **324** (1997), no. 8, 861 – 866.
- [CS00] R.E. Caffisch and M. Sammartino, *Existence and Singularities for the Prandtl Boundary Layer Equations*, ZAMM - Journal of Applied Mathematics and Mechanics / Zeitschrift für Angewandte Mathematik und Mechanik **80** (2000), no. 11-12, 733–744, [Special issue on the occasion of the 125th anniversary of the birth of Ludwig Prandtl].
- [CvH02] H.J.H. Clercx and G.J.F. van Heijst, *Dissipation of kinetic energy in two-dimensional bounded flows*, Phys. Rev. E **65** (2002), no. 6, 066305.
- [CW07] W. Cheng and X. Wang, *Discrete Kato-type theorem on inviscid limit of Navier-Stokes flows*, J. Math. Phys. **48** (2007), no. 1.
- [DLSS06] G. Della Rocca, M.C. Lombardo, M. Sammartino, and V. Sciacca, *Singularity tracking for Camassa-Holm and Prandtl’s equations*, Appl. Numer. Math. **56** (2006), no. 8, 1108–1122.
- [DW84] T.L. Doligalski and J.D.A. Walker, *The Boundary Layer induced by a convected two-dimensional vortex*, J. Fluid. Mech **139** (1984), 1–28.
- [E00] W. E, *Boundary layer theory and the zero-viscosity limit of the Navier-Stokes equation*, Acta Math. Sin. **16** (2000), 207–218.

- [EE97] W. E and B. Engquist, *Blowup of the Solutions to the Unsteady Prandtl's Equations*, Comm. Pure Appl. Math. **50** (1997), no. 12, 1287–1293.
- [FMB03] U. Frisch, T. Matsumoto, and J. Bec, *Singularities of Euler Flow? Not out of the Blue!*, J. Stat. Phys. **113** (2003), 761–781.
- [GPS98] R.E. Goldstein, A.I. Pesci, and M.J. Shelley, *Instabilities and Singularities in Hele–Shaw Flow*, Physics of Fluids **10** (1998), no. 11, 2701–2723.
- [Gre00] E. Grenier, *On the Stability of Boundary Layers of incompressible Euler Equations*, J. Differential Equations **164** (2000), 180–222.
- [GSS09] F. Gargano, M. Sammartino, , and V. Sciacca, *Singularity formation for Prandtl's equations*, Physica D: Nonlinear Phenomena **238** (2009), no. 19, 1975–1991.
- [GSS11] F. Gargano, M. Sammartino, and V. Sciacca, *High Reynolds number Navier-Stokes solutions and boundary layer separation induced by a rectilinear vortex*, Computers & Fluids **52** (2011), 73–91.
- [IP06] D. Iftimie and G. Planas, *Inviscid limits for the Navier-Stokes equations with Navier friction boundary conditions*, Nonlinearity **19** (2006), 899–918.
- [Kat84] T. Kato, *Remarks on the zero viscosity limit for nonstationary Navier-Stokes flows with boundary*, In: Seminar on Partial Differential Equations, in: Math. Sci. Res. Inst. Publ. (1984), 85–98.
- [KCvH07] W. Kramer, H.J.H. Clercx, , and G.J.F. van Heijst, *Vorticity dynamics of a dipole colliding with a no-slip wall*, Physics of Fluids **19** (2007), no. 12, 126603.
- [Kel06] J.P. Kelliher, *Navier-Stokes equations with Navier boundary conditions for bounded domain in the plane*, J. Math. Anal. **38** (2006), 210–232.
- [Kel07] ———, *On Kato's conditions for vanishing viscosity.*, Indiana Univ. Math. J. **56** (2007), no. 4, 1711–1721.
- [KV13] I. Kukavica and V. Vicol, *On the local existence of analytic solutions to the Prandtl boundary layer equations.*, Commun. Math. Sci. **11** (2013), 269–292.
- [LCS01] M.C. Lombardo, R.E. Caffisch, and M. Sammartino, *Asymptotic analysis of the linearized Navier-Stokes equation on an exterior circular domain: Explicit solution and the zero viscosity limit*, Communications in Partial Differential Equations **26** (2001), no. 1-2, 335–354.
- [LCS03] M.C. Lombardo, M. Cannone, and M. Sammartino, *Well-posedness of the boundary layer equations*, SIAM J. Math. Anal. **35** (2003), no. 4, 987–1004 (electronic). MR MR2049030 (2005a:76137)

- [LFMNL08] M.C. Lopes Filho, A.L. Mazzucato, and H.J. Nussenzveig Lopes, *Vanishing viscosity limit for incompressible flow inside a rotating circle*, *Physica D: Nonlinear Phenomena* **237** (2008), no. 10-12, 1324–1333.
- [LFNLP05] M.C. Lopes Filho, H. Nussenzveig Lopes, and G. Planas, *On the inviscid limit for two-dimensional incompressible flow with Navier friction condition*, *SIAM Journal on Mathematical Analysis* **36** (2005), no. 4, 1130–1141.
- [MBF05] T. Matsumoto, J. Bec, and U. Frisch, *The Analytic Structure of 2D Euler Flow at Short Times*, *Fluid Dyn. Res.* **36** (2005), no. 4-6, 221–237.
- [OC02] A.V. Obabko and K.W. Cassel, *Navier-Stokes solutions of unsteady separation induced by a vortex*, *J. Fluid Mech.* **465** (2002), 99–130.
- [OC05] A.V. Obabko and K.W. Cassel, *On the ejection-induced instability in Navier-Stokes solutions of unsteady separation*, *Philosophical Transactions of the Royal Society A: Mathematical, Physical and Engineering Sciences* **363** (2005), no. 1830, 1189–1198.
- [Orl90] P. Orlandi, *Vortex dipole rebound from a wall*, *Physics of Fluids A: Fluid Dynamics* **2** (1990), no. 8, 1429–1436.
- [OS99] O. A. Oleinik and V. N. Samokhin, *Mathematical Models in Boundary Layer Theory*, Applied Mathematics and Mathematical Computation, vol. 15, Chapman & Hall/CRC, Boca Raton, FL, 1999. MR MR1697762 (2000c:76021)
- [Pey02] R. Peyret, *Spectral Methods for Incompressible Viscous Flow*, Springer-Verlag, New York, 2002.
- [PF07] W. Pauls and U. Frisch, *A Borel transform method for locating singularities of Taylor and Fourier series*, *J. Stat. Phys.* **127** (2007), no. 6, 1095–1119. MR MR2331032 (2008c:65004)
- [PMFB06] W. Pauls, T. Matsumoto, U. Frisch, and J. Bec, *Nature of Complex Singularities for the 2D Euler Equation*, *Physica D* **219** (2006), no. 1, 40–59.
- [PSW91a] V.J. Peridier, F.T. Smith, and J.D.A. Walker, *Vortex-induced boundary-layer separation. Part 1. The unsteady limit problem  $Re \rightarrow \infty$* , *J. Fluid Mech.* **232** (1991), 99–131.
- [PSW91b] ———, *Vortex-induced boundary-layer separation. Part 2. Unsteady Interacting Boundary-Layer Theory*, *J. Fluid Mech.* **232** (1991), 131–165.
- [SC98a] M. Sammartino and R.E. Caffisch, *Zero viscosity limit for analytic solutions, of the Navier-Stokes equation on a half-space. I. Existence for Euler and Prandtl equations*, *Comm. Math. Phys.* **192** (1998), no. 2, 433–461.

- [SC98b] ———, *Zero viscosity limit for analytic solutions of the Navier-Stokes equation on a half-space. II. Construction of the Navier-Stokes solution*, *Comm. Math. Phys.* **192** (1998), no. 2, 463–491.
- [She92] M.J. Shelley, *A study of singularity formation in vortex-sheet motion by a spectrally accurate vortex method*, *J. Fluid. Mech.* **244** (1992), 493–526.
- [SSF83] C. Sulem, P.L. Sulem, , and H. Frisch, *Tracing Complex Singularities with Spectral Methods*, *J. Comput. Phys.* **50** (1983), 138–161.
- [TW97] R. Temam and X. Wang, *The convergence of the solutions of the Navier-Stokes equations to that of the Euler equations*, *App. Math. Lett.* **10** (1997), 29–33.
- [vS80] L.L. van Dommelen and S.F. Shen, *The Spontaneous Generation of the Singularity in a Separating Laminar Boundary Layer*, *J. Comp. Phys.* **38** (1980), 125–140.