

Inversion Phenomena of the Anisotropies of the Hamiltonian and the Wave Function in Quantum Spin Chains

Kiyomi OKAMOTO

Department of Physics, Tokyo Institute of Technology, Ookayama, Meguro-ku, Tokyo 152-8551, Japan

E-mail: kokamoto@phys.titech.ac.jp

(Received July 15, 2013)

We investigate the inversion phenomena between the XXZ anisotropies of the Hamiltonian and the wave function in quantum spin chains. We focus on the $S = 1/2$ geometrically frustrated 3-leg ladder system with the XXZ interaction anisotropy. By use of the degenerate perturbation theory from the strong rung coupling limit, we have obtained the ground-state phase diagram. In some parameter regions, the Tomonaga-Luttinger spin liquid state is realized in spite of the Ising-like anisotropy, and the Néel state in spite of the XY -like anisotropy.

KEYWORDS: quantum spin, low dimension, spin ladder, quantum phase transition

1. Introduction

In the ground state problem of the antiferromagnetic quantum spin chains with the XXZ interaction anisotropy $\Delta \equiv J_z/J_\perp$, the Ising-like anisotropy $\Delta > 1$ is usually favorable to the Néel state and the XY -like anisotropy $\Delta < 1$ to the Tomonaga-Luttinger spin liquid (TLL) state. For instance, the ground state of the simple $S = 1/2$ antiferromagnetic XXZ chain is either of the Néel state or the TLL state according as $\Delta > 1$ or $\Delta \leq 1$. A similar situation is found in the simple $S = 1$ XXZ chain, although the Haldane phase exists between the Néel phase and the TLL phase.

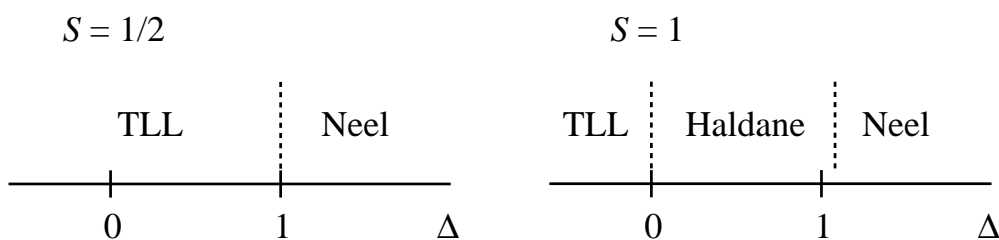


Fig. 1. Ground state phase diagrams of the $S = 1/2$ chain (left panel) and the $S = 1$ chain (right panel) with the XXZ interaction anisotropy. We can see that Ising-like anisotropy favors the Néel state, while XY -like anisotropy does the TLL state.

Several years ago, we have found the *inversion phenomena* between the anisotropies of the interaction and the wave function in the $S = 1/2$ distorted diamond spin chain model [1, 2] and $S = 1/2$ trimerized spin chain model with the next-nearest-neighbor interactions [3]. Namely, in some parameter regions, the TLL state is realized for the Ising-like anisotropy case and the Néel state for the XY -like anisotropy case. These inversion phenomena are considered to be attributed to the interplay

among the geometrical frustration, the trimer nature and the XXZ anisotropy of the Hamiltonian. In case of strong geometrical frustrations, the $S = 1/2$ spin system tends to fall into the dimer state to avoid the energy loss coming from competing interactions [4]. But the formation of singlet pairs is incompatible with the trimer nature of the Hamiltonian. Thus, for instance, in the XY -like anisotropy case, the spins turn to the z -direction to avoid the energy loss, because interactions along the z -direction is weaker than those in the xy -direction. Similarly, we can explain the existence of the TLL state for the Ising-like anisotropy case.

If this physical consideration hits the point, the inversion phenomena will be observed in many quantum $S = 1/2$ spin chain models having the geometrical frustration, the trimer nature and the XXZ anisotropy. From this point of view, we discuss the $S = 1/2$ geometrically frustrated 3-leg ladder with the XXZ anisotropy.

2. Ground-State Phase Diagram of the $S = 1/2$ Geometrically Frustrated 3-Leg Ladder

The $S = 1/2$ geometrically frustrated 3-leg ladder with the XXZ anisotropy is expressed by

$$\begin{aligned} \mathcal{H} = & J_1 \sum_j \sum_{i=1,2,3} h_{(j,i),(j+1,i)}(\Delta) + J_r \sum_j \sum_{i=1,2} h_{(j,i),(j,i+1)}(\Delta) \\ & + J_d \sum_j \sum_{i=1,2} h_{(j,i),(j+1,i+1)}(\Delta) + J_d \sum_j \sum_{i=2,3} h_{(j,i),(j+1,i-1)}(\Delta) \end{aligned} \quad (1)$$

where

$$h_{(m),(n)} \equiv S_m^x S_n^x + S_m^y S_n^y + \Delta S_m^z S_n^z, \quad \Delta > 0 \quad (2)$$

Here $S_{j,i}^\mu$ ($\mu = x, y, z$) represents the μ -component of the $S = 1/2$ spin operator at the j -th site of the i -th chain, Δ the XXZ anisotropy parameter. All the coupling constants, J_1 , J_r and J_d , are supposed to be positive (antiferromagnetic). The present model is sketched in Fig.2. Hereafter we restrict ourselves to the $J_r \gg J_1, J_d$ case for simplicity, because the inversion phenomena were so far observed in the strong trimer nature cases.

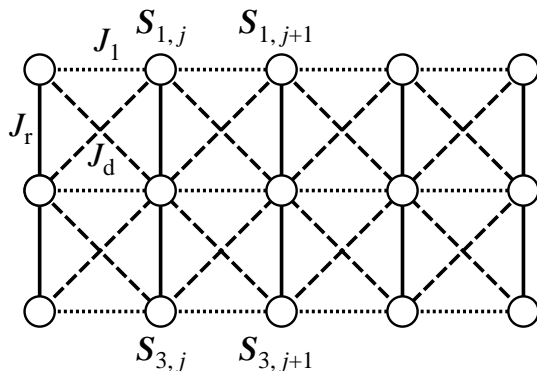


Fig. 2. Sketch of the present model. Horizontal dotted lines denote J_1 , vertical solid lines J_r , and diagonal broken lines J_d . These three coupling constants are supposed to be positive (antiferromagnetic). We can see that there are geometrical frustrations. In the absence of J_d , there is no geometrical frustration.

Let us discuss the ground state of our model by use of the degenerate perturbation theory. First we consider the 3-spin problem of $S_{j,1}$, $S_{j,2}$ and $S_{j,3}$, which can be easily solved. The ground states of the j -th 3-spin cluster are

$$|\uparrow_j\rangle \equiv \frac{1}{A}(|\uparrow\uparrow\downarrow\rangle - a|\uparrow\downarrow\uparrow\rangle + |\downarrow\uparrow\uparrow\rangle) \quad (3)$$

$$|\downarrow_j\rangle \equiv \frac{1}{A}(|\uparrow\uparrow\downarrow\rangle - a|\uparrow\downarrow\uparrow\rangle + |\downarrow\uparrow\uparrow\rangle) \quad (4)$$

where $|\uparrow\uparrow\downarrow\rangle$ means $|\uparrow_{j,1}\uparrow_{j,2}\downarrow_{j,3}\rangle$ for instance, and

$$A = \sqrt{2 + a^2}, \quad a = \frac{\Delta + \sqrt{\Delta^2 + 8}}{2} \quad (5)$$

Typical values of A and a are as follows: $A = 2, a = \sqrt{2}$ for $\Delta = 0$, $A = \sqrt{6}, a = 2$ for $\Delta = 1$, and $A = \sqrt{6 + 2\sqrt{3}}, a = 1 + \sqrt{3}$ for $\Delta = 2$.

Next we consider the effects of J_1 and J_d . As far as $J_r \gg J_1, J_d$, we can take into consideration only these two states, $|\uparrow_j\rangle$ and $|\downarrow_j\rangle$, for the j -th trimer, neglecting other 6 states. For convenience we consider $|\uparrow_j\rangle$ and $|\downarrow_j\rangle$ as the up-spin and down-spin states of the pseudo-spin T_j , respectively. The interactions between the trimers are expressed as the interactions between pseudo-spins. By use of the lowest order perturbation theory with respect to J_l and J_d , we obtain

$$\mathcal{H}_{\text{eff}} = \sum_j \left\{ J_{\text{eff}}^\perp (T_j^x T_{j+1}^x + T_j^y T_{j+1}^y) + J_{\text{eff}}^z T_j^z T_{j+1}^z \right\} \quad (6)$$

where

$$J_{\text{eff}}^\perp = \frac{(8a^2 + 4)J_1 - 16aJ_d}{A^4}, \quad J_{\text{eff}}^z = \frac{(3a^4 - 4a^2 + 4)J_1 + 4a^2(a^2 - 2)J_d}{A^4} \quad (7)$$

When $\Delta = 1$, we see $J_{\text{eff}}^\perp = J_{\text{eff}}^z = J_1 - (8/9)J_d$. Then the ground state of H_{eff} is either the ferromagnetic state or the TLL state depending on whether $J_d > (9/8)J_1$ or $J_d < (9/8)J_1$. The ferromagnetic state of the T -system corresponds to the ferrimagnetic state of the S -system, because all the 3-spin clusters are in the same state, $|\uparrow\rangle$ or $|\downarrow\rangle$. This ferrimagnetic state has the magnetization of $M_s/3$, where M_s is the saturation magnetization. For the general case ($\Delta \neq 1$), the ground states of H_{eff} are known from J_{eff}^\perp and J_{eff}^z , and are translated into the S -system language as

	T -picture	S -picture
$J_{\text{eff}}^z > J_{\text{eff}}^\perp $	Néel	Néel
$ J_{\text{eff}}^z < J_{\text{eff}}^\perp $	TLL	TLL
$J_{\text{eff}}^z < - J_{\text{eff}}^\perp $	ferro	ferri ($M_s/3$)

(8)

The phase diagrams for three cases, $\Delta = 1, 0.5$ and 2.5 , near the truncation point $\tilde{J}_1 = \tilde{J}_d = 0$ are shown in Fig. 3, where $\tilde{J}_1 \equiv J_1/J_r$, $\tilde{J}_d \equiv J_d/J_r$. The remarkable nature of the $\Delta = 0.5$ case (center panel of Fig. 3) is the existence of the Néel region, although the interaction anisotropy is XY -like. Similarly, the TLL state is realized even for the $\Delta > 1$ case (right panel of Fig. 3) in spite of the Ising-like anisotropy. These are the *inversion phases*.

We have also performed the numerical diagonalization by use of the Lanczós method and analyzed the numerical data by the level spectroscopy method [4–6]. For instance, when $\Delta = 0.5$ (center panel case of Fig.3), from the numerical data, the boundary lines between the TLL and Néel phase are $\tilde{J}_d \simeq 0.8252J_1$ and $\tilde{J}_d \simeq 1.106J_1$. These results very well agrees with the perturbation results $\tilde{J}_d = 0.8252J_1$ and $\tilde{J}_d = 1.107J_1$ obtained from eqs.(7) and (8).

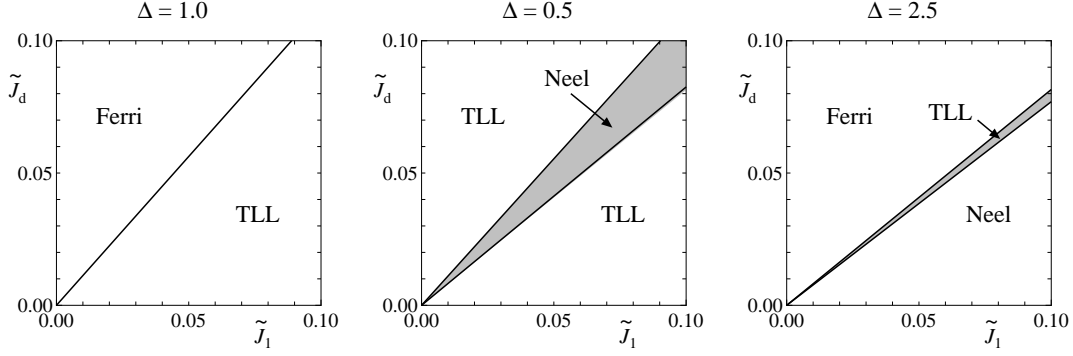


Fig. 3. Ground-state phase diagrams on the $\tilde{J}_1 - \tilde{J}_d$ plane for the $\Delta = 1.0$, $\Delta = 0.5$ and $\Delta = 2.5$ cases, where $\tilde{J}_1 \equiv J_1/J_r$, $\tilde{J}_d \equiv J_d/J_r$. The shaded areas are the inversion regions.

3. Discussoin and Concluding Remarks

We have shown that there exist inversion regions in the $S = 1/2$ geometrically frustrated 3-leg ladder with the XXZ interaction anisotropy by use of the degenerate perturbation theory, as expected from the physical consideration described in §1. We have also checked our analytical conclusion by numerical methods. The key to the inversion phenomena is the form of J_{eff}^\perp and J_{eff}^z . If $J_d = 0$, it is easy to see that $J_{\text{eff}}^\perp > J_{\text{eff}}^z > 0$ for $\Delta < 1$ and $0 < J_{\text{eff}}^\perp < J_{\text{eff}}^z$ for $\Delta > 1$. Thus the inversion phenomena do not occur in case of $J_d = 0$. This fact implies that the geometrical frustration is essential to the realization of the anisotropy inversion phenomena.

The contents of this paper strongly suggest that the inversion phenomena are popular to the $S = 1/2$ XXZ chain and ladder models with the geometrical frustration and the trimer nature.

Acknowledgments

This work was partly supported by Grants-in-Aid (Nos. 23340109 and 23540388) for Scientific Research from the Ministry of Education, Culture, Sports, Science and Technology of Japan.

References

- [1] K Okamoto and Y Ichikawa, J. Phys. Chem. Solids **63** (2002) 1575-1578.
- [2] A. Tokuno and K. Okamoto, J. Phys. Soc. Jpn. **74** (2005) Suppl. 157.
- [3] K. Okamoto, Prog. Theor. Phys. Suppl. No.145 (2002) 208.
- [4] K. Okamoto and K. Nomura, Phys. Lett. A **169** (1992) 433, and refereces therein.
- [5] K. Nomura and K. Okamoto, J. Phys. Soc. Jpn. **62** (1993) 1123.
- [6] K. Nomura and K. Okamoto, J. Phys. A: Math. Gen. **27** (1994) 5773.