

Joint DOA and Array Manifold Estimation for a MIMO Array Using Two Calibrated Antennas

Wei Zhang ^{# *}, Wei Liu ^{*}, Siliang Wu [#], and Ju Wang [#]

[#]Department of Information and Electronics
Beijing Institute of Technology, Beijing, China

^{*} Communications Research Group
Dept. of Electronic & Electrical Engineering
University of Sheffield, UK

Abstract—A simple scheme for joint direction of arrival (DOA) and array manifold estimation for a MIMO array system is proposed, where only two transmit antennas are calibrated initially. It first obtains a set of initial DOA results by employing a rotational invariance property between two sets of received data, and then more accurate DOA and array manifold estimation is obtained through a local searching algorithm with several iterations. No strict half wavelength spacing is required for the uncalibrated antennas to avoid the spatial aliasing problem.

Index Terms—DOA estimation, antenna manifold, MIMO radar, calibration, robust.

I. INTRODUCTION

A MIMO radar array system employs multiple transmit antennas for emitting orthogonal waveforms and multiple receive antennas for receiving the echoes reflected by the targets [1], [2], [3] and can exploit the waveform diversity to form a virtual array with increased degrees of freedom (DOFs) and a larger aperture compared to the traditional phased-array radar. It has been shown that MIMO radar can provide enhanced spatial resolution, achieve better target detection performance, and significantly improve the system's parameter identifiability [3], [4], [5], [6].

Many techniques have been proposed for angle estimation in MIMO radar using traditional direction of arrival (DOA) algorithms, such as MUSIC [7] and ESPRIT [8], by assuming perfect knowledge of the array manifold. However, these algorithms are sensitive to uncertainties in the array manifold, and their performance will degrade significantly in the presence of array model errors [9], [10], [11]. On the other hand, it is time-consuming and expensive to calibrate the system in the case of large or time-varying arrays [10]. In addition, it is observed that in practice, even after initial calibration, antenna gain and phase errors still exist due to environmental changes and other factors [12]. To cope with the problem, in [13], a

MUSIC-based DOA estimation method in the presence of gain and phase errors was introduced. A subspace-based method for estimating the errors was proposed in [12]. Other methods were also proposed based on partially calibrated arrays [14], [11], [10]. Additionally, blind calibration is possible for non-Gaussian signals by using higher-order statistics [15], although with a very high computational complexity.

In this work, we address the problem of joint DOA and array manifold estimation with a multi-input multi-output (MIMO) array configuration [2], [5], where only two transmit antennas are fully calibrated, while the receive antennas are uncalibrated [16], [17]. Since the two transmit antennas transmit orthogonal waveforms, we can extract the received data associated with each transmit antenna. With the two transmit antennas well calibrated, a rotational invariance property between the two sets of data can still be maintained without any knowledge of the array manifold of the uncalibrated side; then the ESPRIT algorithm can be used to find the initial DOAs of the targets. Starting with the initial DOA estimates, the antenna gains and phases can then be estimated through an appropriate modification of the MUSIC algorithm introduced in [13]. The estimated antenna gains and phases will be used in the more accurate estimation of DOAs via the MUSIC algorithm. This procedure will be repeated until some convergence criterion is met. The advantage of the scheme is that only two calibrated antennas are needed for high resolution DOA estimation and no specific requirement is imposed on the uncalibrated antennas. To our best knowledge, none of the existing DOA estimation methods for MIMO arrays has considered the joint DOA and array manifold estimation problem.

This paper is organized as follows. In Sec. II, the array model and a review of DOA estimation are provided, with the proposed method given in Sec. III. Simulation results are presented in Sec. IV and conclusions are drawn in Sec. V.

II. BACKGROUND

Consider a MIMO system with a uniform linear array (ULA) of M antennas used for both transmitting and receiving. For simplicity of notation and without loss of generality, we assume that the first two antennas are perfectly calibrated. The steering vector of the ULA is then given by

$$\mathbf{a}(\theta) = [1, e^{-j2\pi d \sin(\theta)/\lambda}, \alpha_3 e^{j\phi_3} e^{-j2\pi 2d \sin(\theta)/\lambda}, \dots, \alpha_N e^{j\phi_N} e^{-j2\pi (M-1)d \sin(\theta)/\lambda}]^T \quad (1)$$

where $[\cdot]^T$ denotes the transpose operation, θ is the angle of the pointing direction, d is the inter-element spacing, λ is the signal wavelength, and α_i and ϕ_i denote the gain and phase errors, respectively. Assume that K targets are present. The output of the matched filters at the receiver is given by [5]

$$\begin{aligned} \mathbf{x}[n] &= \sum_{k=1}^K \mathbf{a}(\theta_k) \otimes \mathbf{a}(\theta_k) b_k[n] + \mathbf{n}[n] \\ &= \mathbf{A}\mathbf{b}[n] + \mathbf{n}[n] \end{aligned} \quad (2)$$

where θ_k is the DOA of the k th target, \otimes is the Kronecker product, $b_k[n] = \beta_k e^{j2\pi f_d n}$, with β_k being the complex-valued reflection coefficient of the k th target and f_d being the Doppler frequency, $\mathbf{b}[n] = [b_1[n], b_2[n], \dots, b_K[n]]^T$,

$$\mathbf{A} = [\mathbf{a}(\theta_1) \otimes \mathbf{a}(\theta_1), \dots, \mathbf{a}(\theta_K) \otimes \mathbf{a}(\theta_K)] \quad (3)$$

is the overall transmit-receive or virtual array manifold, and $\mathbf{n}[n]$ is the white noise vector with a power σ^2 .

Assume that all target-reflected signals and noise are uncorrelated. Then we have

$$\begin{aligned} \mathbf{R}_x &= E[\mathbf{x}[n]\mathbf{x}[n]^H] = \mathbf{A}\mathbf{R}_b\mathbf{A}^H + \sigma^2\mathbf{I} \\ &= \mathbf{U}_s\mathbf{A}\mathbf{U}_s^H + \sigma^2\mathbf{U}_n\mathbf{U}_n^H \end{aligned} \quad (4)$$

where $E[\cdot]$ and $[\cdot]^H$ denote expectation and Hermitian transpose, respectively, $\mathbf{R}_b = E[\mathbf{b}[n]\mathbf{b}[n]^H]$, $\mathbf{A} = \text{diag}\{\lambda_1, \dots, \lambda_K\}$ consists of the K principal eigenvalues of \mathbf{R}_x , \mathbf{U}_s is the signal subspace, specified by the principal eigenvectors of \mathbf{R}_x , and the remaining eigenvectors \mathbf{U}_n is the noise subspace. In practice, \mathbf{R}_x will be replaced by $\hat{\mathbf{R}}_x = \frac{1}{L} \sum_{n=1}^L \mathbf{x}[n]\mathbf{x}[n]^H$, where L is the number of snapshots.

The MUSIC algorithm for DOA estimation for MIMO radar can be constructed as [18], [19]

$$f(\theta) = 1/[\mathbf{a}(\theta) \otimes \mathbf{a}(\theta)]^H \mathbf{U}_n \mathbf{U}_n^H [\mathbf{a}(\theta) \otimes \mathbf{a}(\theta)]. \quad (5)$$

The K largest peaks of $f(\theta)$ indicate the DOAs of the targets. It requires the spacing between two adjacent antennas to be within a half wavelength to avoid estimation ambiguity.

For ESPRIT estimator [20], it is based on the signal subspace \mathbf{U}_s . Let $\mathbf{U}_{s,1}$ be the subset of \mathbf{U}_s , which relates to the first to the $(M-1)$ -th transmit antennas, and $\mathbf{U}_{s,2}$ be the

subset of \mathbf{U}_s , which relates to the second to the M -th transmit antennas. We then have the following relationship

$$\mathbf{U}_{s,2} = \mathbf{U}_{s,1} \mathbf{T}_e \mathbf{Q}_e \mathbf{T}_e^{-1} \quad (6)$$

where \mathbf{T}_e is an unknown nonsingular matrix and \mathbf{Q}_e is a diagonal matrix, with its k th main diagonal element being $e^{-j2\pi d \sin(\theta_k)/\lambda}$. Thus, the DOAs can be found from the eigenvalues of $(\mathbf{U}_{s,1}^H \mathbf{U}_{s,1})^{-1} \mathbf{U}_{s,1}^H \mathbf{U}_{s,2}$.

III. PROPOSED METHOD

In this section, we first perform an initial DOA estimation using the two sets of received data associated with the first and the second transmit antennas by applying the ESPRIT algorithm, then the gain and phase errors can be estimated using the initial DOA results by applying a MUSIC-based approach.

A. Estimating initial DOAs

Since the array manifold is unknown, we can not apply the traditional subspace-based methods directly. To solve the problem, define \mathbf{A}_1 and \mathbf{A}_2 as the first and the second M rows of \mathbf{A} , respectively, with

$$\mathbf{A}_1 = [\mathbf{a}(\theta_1), \dots, \mathbf{a}(\theta_K)], \quad (7)$$

$$\begin{aligned} \mathbf{A}_2 &= [e^{-j2\pi d \sin(\theta_1)/\lambda} \mathbf{a}(\theta_1), \dots, e^{-j2\pi d \sin(\theta_K)/\lambda} \mathbf{a}(\theta_K)] \\ &= \mathbf{A}_1 \mathbf{Q} \end{aligned} \quad (8)$$

where \mathbf{Q} is an $M \times M$ diagonal matrix, with $e^{-j2\pi d \sin(\theta_k)/\lambda}$ being its k th main diagonal element.

Although there are model errors in both \mathbf{A}_1 and \mathbf{A}_2 , a rotational invariance property between \mathbf{A}_1 and \mathbf{A}_2 is still maintained, which enables the use of ESPRIT for DOA estimation. \mathbf{A} and \mathbf{U}_s have a relationship determined by a unique nonsingular matrix \mathbf{T} as

$$\mathbf{A} = \mathbf{U}_s \mathbf{T}. \quad (9)$$

Define \mathbf{U}_1 and \mathbf{U}_2 as the first and second M rows of \mathbf{U}_s , respectively. We have

$$\mathbf{A}_1 = \mathbf{U}_1 \mathbf{T}, \quad (10)$$

$$\mathbf{A}_2 = \mathbf{U}_2 \mathbf{T} = \mathbf{A}_1 \mathbf{Q}. \quad (11)$$

Then,

$$\mathbf{U}_2 = \mathbf{U}_1 \mathbf{T} \mathbf{Q} \mathbf{T}^{-1}. \quad (12)$$

Now using the traditional ESPRIT technique, the main diagonal elements of \mathbf{Q} can be obtained via eigendecomposition of $(\mathbf{U}_1^H \mathbf{U}_1)^{-1} \mathbf{U}_1^H \mathbf{U}_2$. Since the two transmit antennas have been well calibrated, $\{\theta_k\}_{k=1}^K$ can be obtained easily from \mathbf{Q} .

Note that the rotational invariance property exploited here depends only on the two calibrated transmit antennas and is not related to the uncalibrated part. Thus, the initial DOAs

can be estimated accurately without any knowledge of array model errors. Additionally, in this initial DOA estimation, the proposed ESPRIT-based method imposes less constraints on the spacing of the uncalibrated part, which can be arranged to be much larger than a half-wavelength for a high-resolution DOA estimation.

B. Estimating array manifold

From (5), with exactly known \mathbf{R}_x , the DOAs can also be found by solving the following equation [13]:

$$[\mathbf{a}(\theta) \otimes \mathbf{a}(\theta)]^H \mathbf{U}_n \mathbf{U}_n^H [\mathbf{a}(\theta) \otimes \mathbf{a}(\theta)] = 0. \quad (13)$$

The actual steering vector can also be expressed as

$$\mathbf{a}(\theta) = \Gamma \bar{\mathbf{a}}(\theta) \quad (14)$$

where $\Gamma = \text{diag}[1, 1, \alpha_3 e^{j\phi_3}, \dots, \alpha_M e^{j\phi_M}]$ and $\bar{\mathbf{a}}(\theta) = [1, e^{-j2\pi d \sin(\theta)/\lambda}, \dots, e^{-j2\pi(M-1)d \sin(\theta)/\lambda}]^T$. Therefore, the estimate of antenna gains and phases can be obtained using the initially estimated DOAs as follows:

$$\begin{aligned} & \min \sum_{k=1}^K [(\Gamma \bar{\mathbf{a}}(\hat{\theta}_k)) \otimes (\Gamma \bar{\mathbf{a}}(\hat{\theta}_k))]^H \mathbf{U}_n \mathbf{U}_n^H [(\Gamma \bar{\mathbf{a}}(\hat{\theta}_k)) \\ & \quad \otimes (\Gamma \bar{\mathbf{a}}(\hat{\theta}_k))] \\ & = \min_{\delta} \sum_{k=1}^K [\mathbf{V}_k \delta]^H \mathbf{U}_n \mathbf{U}_n^H [\mathbf{V}_k \delta] \\ & \quad \text{subject to } \delta^H \mathbf{e}_1 = 1, \delta^H \mathbf{e}_2 = 1 \end{aligned} \quad (15)$$

where δ is the $M^2 \times 1$ gain and phase vector, with its elements being the diagonal elements of $[\Gamma \otimes \Gamma]$, $\mathbf{V}_k = \text{diag}[\bar{\mathbf{a}}(\hat{\theta}_k) \otimes \bar{\mathbf{a}}(\hat{\theta}_k)]$, with $\hat{\theta}_k$ being the initial DOA estimate of the k th target, $\mathbf{e}_1 = [1, 0, \dots, 0]^T$ and $\mathbf{e}_2 = [0, 1, 0, \dots, 0]^T$. It should be noted that both the $(M+1)$ -th and the $(M+2)$ -th elements of δ should also be equal to 1; however, we find that the above two constraints are able to give a satisfactory result. The problem in (15) can be rewritten as

$$\min_{\delta} \delta^H \mathbf{Z} \delta \quad \text{subject to } \delta^H \mathbf{e} = f^T \quad (16)$$

where $\mathbf{Z} = \sum_{k=1}^K \mathbf{V}_k^H \mathbf{U}_n \mathbf{U}_n^H \mathbf{V}_k$, $\mathbf{e} = [\mathbf{e}_1, \mathbf{e}_2]$, and $f = [1, 1]^T$. Its solution is given by

$$\delta = \mathbf{Z}^{-1} \mathbf{e} [\mathbf{e}^H \mathbf{Z}^{-1} \mathbf{e}]^{-1} f^T. \quad (17)$$

Using the estimates (17), the DOAs can be estimated from the K highest peaks of the following function:

$$f(\theta) = \frac{1}{[\text{diag}[\delta][\bar{\mathbf{a}}(\theta) \otimes \bar{\mathbf{a}}(\theta)]]^H \mathbf{U}_n \mathbf{U}_n^H [\text{diag}[\delta][\bar{\mathbf{a}}(\theta) \otimes \bar{\mathbf{a}}(\theta)]]}. \quad (18)$$

Since a set of initial DOA estimates has already been obtained, we can search for each DOA estimate over a small DOA region corresponding to each initial DOA estimate. Thus, the inter-element spacing of the uncalibrated array does not have to be

smaller than half wavelength to avoid estimation ambiguity. Actually, we can increase the inter-element spacing of the uncalibrated array to improve the accuracy of estimation.

The proposed joint DOA and array manifold estimation scheme is summarized as follows:

- 1) Estimate the initial DOAs using the ESPRIT algorithm.
- 2) Estimate the array manifold using (17).
- 3) Use the results in Step 2 to find updated DOAs by local searching through (18).
- 4) Repeat Steps 2 and 3 until some convergence criterion is satisfied. One such a criterion could be the difference between the estimation results of the last round and the current one. When this difference is smaller than a pre-set threshold value, we can then stop the iteration.

Note that we have assumed implicitly that the antenna positions have been calibrated, and we consider the fixed uncalibrated gain and phase errors only. This is because the calibration of array position is more convenient than the calibration of gain and phase which may vary due to environmental changes. On the other hand, the position error can be transformed into phase errors. However, the phase errors caused by position errors are not fixed for the targets because the targets have different DOAs. In such a case, a simple way is to obtain the gain and phase errors corresponding to each target, i.e. we should estimate the gain and phase errors when obtaining one target's DOA other than all the DOAs.

C. Complexity analysis

To estimate the sample covariance matrix, a computational complexity of $O(M^4 L)$ is needed. The eigendecomposition operation needs a computational complexity of $O(M^6)$. The proposed ESPRIT requires a computational complexity of $O(M^3)$. In the estimation of array manifold, the computational complexity of $O(M^6 n)$ is needed, where n is the iteration number. Therefore, the proposed scheme has at least a complexity of $O(M^6 n + M^6 + M^4 L + M^3)$.

D. Cramér-Rao Bound for Uncalibrated Array

In this section, we derive the stochastic CRB for uncalibrated array by extending the results of [11], [21]. Define $h_i = \alpha_i e^{j\phi_i}$, $i=3, \dots, M$, as the gain and phase error that corresponds to the i th sensor and the $(2M-4+K) \times 1$ vector $\boldsymbol{\eta} = [\boldsymbol{\theta}^T, \boldsymbol{\xi}^T, \boldsymbol{\zeta}^T]^T$ containing the unknown parameters, where

$$\boldsymbol{\theta} = [\theta_1, \dots, \theta_K]^T \quad (19)$$

$$\boldsymbol{\xi} = [\text{Re}\{h_3\}, \dots, \text{Re}\{h_M\}]^T \quad (20)$$

$$\boldsymbol{\zeta} = [\text{Im}\{h_3\}, \dots, \text{Im}\{h_M\}]^T. \quad (21)$$

The snapshots are assumed to satisfy the stochastic model

$$\mathbf{x}[n] = \mathcal{N}\{\mathbf{0}, \mathbf{R}_x\} \quad (22)$$

where $\mathcal{N}\{\cdot, \cdot\}$ is the complex Gaussian distribution. The unknown parameters include the elements of $\boldsymbol{\eta}$, the noise variance σ^2 , and the parameters of the source covariance matrix $\{[\mathbf{R}_b]_{ii}\}_{i=1}^K$ and $\{\text{Re}\{[\mathbf{R}_b]_{ij}\}, \text{Im}\{[\mathbf{R}_b]_{ij}\}; j > i\}_{i,j=1}^K$.

Considering the problem with respect to the parameters of the source covariance matrix and the noise variance, the $(2M - 4 + K) \times (2M - 4 + K)$ Fisher information matrix can be written as [11], [21]

$$[\mathbf{F}(\boldsymbol{\eta})]_{i,j} = \frac{2L}{\sigma^2} \text{Re}\left\{ \text{trace}\left(\mathbf{W} \frac{\partial \mathbf{A}^H}{\partial \eta_j} \mathbf{P}_A^\perp \frac{\partial \mathbf{A}}{\partial \eta_i} \right) \right\} \quad (23)$$

where $\mathbf{P}_A^\perp = \mathbf{I} - \mathbf{A}(\mathbf{A}^H \mathbf{A})^{-1} \mathbf{A}^H$ is the $M \times M$ orthogonal projection matrix and the $K \times K$ matrix $\mathbf{W} = \mathbf{R}_b(\mathbf{A}^H \mathbf{A} \mathbf{R}_b + \sigma^2 \mathbf{I})^{-1} \mathbf{A}^H \mathbf{A} \mathbf{R}_b$. Then the CRB matrix is $\mathbf{CRB} = \mathbf{F}^{-1}$.

IV. SIMULATIONS

Simulations are carried out to investigate the performance of the proposed method compared with the traditional ESPRIT estimator in [20] and the MUSIC estimator. We consider a MIMO array with $M = 10$ antennas and half-wavelength spacing. The first two antennas are perfectly calibrated. $K = 3$ targets are located at 10° , 20° , and 30° , respectively. Results from 100 simulation runs are averaged to give the root mean square error (RMSE) of the estimates. For all simulations, the number of snapshots $L = 100$ is used. We first study

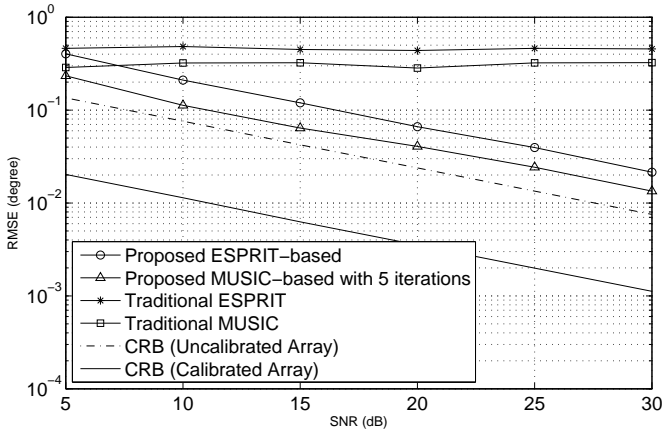


Fig. 1. RMSEs of DOA estimation versus input SNR.

the performance of the proposed ESPRIT-based algorithm for initial DOA estimation. The antenna gain and phase errors are assumed to have a uniform distribution: $\alpha_k \in [0.8, 1.2]$ and $\phi_k \in [-\pi/10, \pi/10]$. α_k and ϕ_k change from run to run while remaining constant for all snapshots. Fig. 1 shows the RMSE results versus input SNR. We see that the gain and phase errors have significantly degraded the performance of the traditional

MUSIC and ESPRIT algorithms. However, the proposed one is quite robust and has a much better performance. In this figure, we also showed the result of our proposed method with 5 iterations, and a clear improvement can be observed compared to the initial estimation.

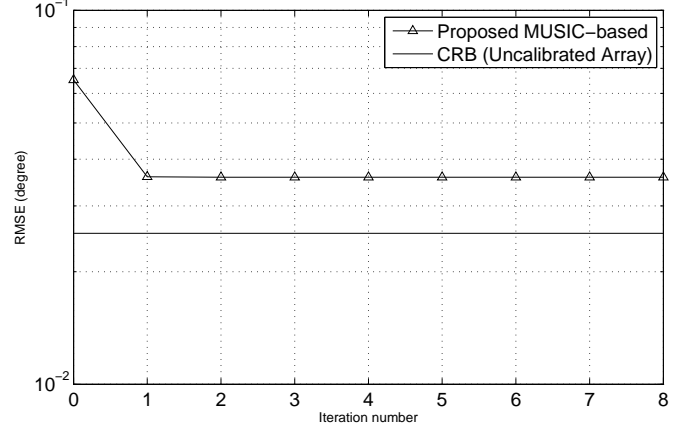


Fig. 2. RMSEs of DOA estimation versus iteration number.

In the second example, the effect of the iteration number on the performance of the proposed method is demonstrated. The input SNR is set to 20 dB and the antenna gain and phase errors are set as (the diagonal elements of Γ)

$$[1, 1, 1.13e^{-j0.020}, 0.89e^{j0.180}, 1.1e^{j0.130}, 1.05e^{-j0.038}, 0.98e^{j0.101}, 0.90e^{-j0.057}, 1.15e^{-j0.187}, 0.88e^{-j0.247}]. \quad (24)$$

The RMSE for DOA estimation versus the iteration number is shown in Fig. 2 and the result for unknown parameters estimation is shown in Fig. 3. Clearly the first or two iterations have already led to an accurate enough result.

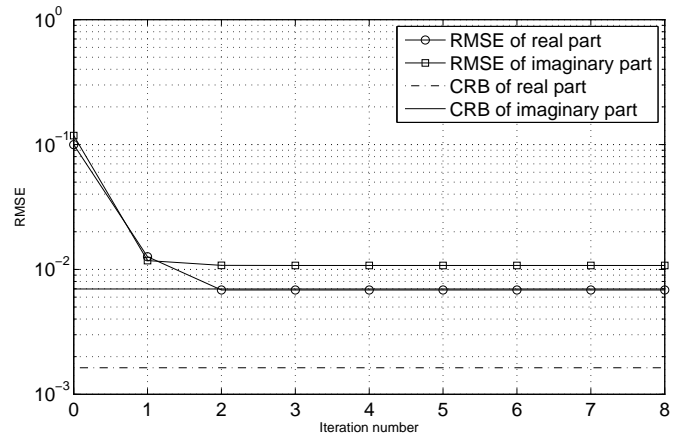


Fig. 3. RMSEs of gain and phase estimation versus iteration number.

Now we study the effect of antenna spacing on the performance of the proposed method with 5 iterations. The spacing between the two calibrated antennas is 0.5λ , while the spacing

between the uncalibrated antennas is set to 2λ for the proposed method, and 0.5λ for the other methods. The other parameters remain the same as in Example 1. The results are shown in Fig. 4. We can see that the proposed ESPRIT-based initial estimation has achieved a higher accuracy compared to Fig. 1, and the performance of the proposed method is much better than the corresponding result of Example 1 and significantly outperforms the other considered algorithms.

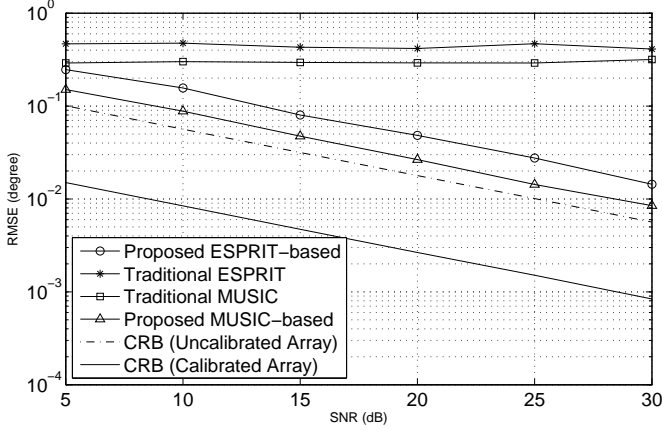


Fig. 4. RMSEs of DOA estimation versus input SNR.

V. CONCLUSIONS

A joint DOA and array manifold estimation scheme for a MIMO array system has been proposed, where only two antennas at the transmit side are initially calibrated, while the remaining part of the system is completely uncalibrated. By exploiting the rotational invariance property between two sets of received data associated with the two calibrated antennas, the ESPRIT algorithm is first employed to give a set of initial DOA estimation results, which is then used by the following MUSIC-based algorithm for the joint estimation. Additionally, the proposed scheme does not require the adjacent antenna spacing in the uncalibrated part to be within a half wavelength, which provides further improvement to the estimation.

REFERENCES

- [1] J. Li and P. Stoica, *MIMO Radar Signal Processing*. New York: Wiley, 2009.
- [2] E. Fishler, A. M. Haimovich, R. S. Blum, L. J. Cimini, D. Chizhik, and R. A. Valenzuela, "Spatial diversity in radars-models and detection performance," *IEEE Transactions on Signal Processing*, vol. 54, no. 3, pp. 823–838, March 2006.
- [3] A. Hassanien and S. A. Vorobyov, "Phased-MIMO radar: A tradeoff between phased-array and MIMO radars," *IEEE Transactions on Signal Processing*, vol. 58, no. 6, pp. 3137–3151, June 2010.
- [4] W. Zhang, W. Liu, J. Wang, and S. L. Wu, "DOA estimation of coherent targets in MIMO radar," in *Proc. IEEE International Conference on Acoustics, Speech, and Signal Processing*, Vancouver, Canada, May 2013, pp. 3929–3933.
- [5] J. Li and P. Stoica, "MIMO radar with colocated antennas," *IEEE Signal Processing Magazine*, vol. 24, no. 5, pp. 106–114, Sept. 2007.
- [6] W. Zhang, W. Liu, J. Wang, and S. L. Wu, "Joint transmission and reception diversity smoothing for direction finding of coherent targets in MIMO radar," *IEEE Journal of Selected Topics in Signal Processing*, Feb. 2014, DOI: 10.1109/JSTSP.2013.2285520.
- [7] R. O. Schmidt, "Multiple emitter location and signal parameter estimation," *IEEE Transactions on Antennas and Propagation*, vol. 34, no. 3, pp. 276–280, Mar. 1986.
- [8] R. Roy and T. Kailath, "ESPRIT-estimation of signal parameters via rotational invariance techniques," *IEEE Transactions on Acoustics Speech and Signal Processing*, vol. 37, no. 7, pp. 984–995, Jul. 1989.
- [9] B. Friedlander, "A sensitivity analysis of the MUSIC algorithm," *IEEE Transactions on Acoustics, Speech and Signal Processing*, vol. 38, no. 10, pp. 1740–1751, Oct. 1990.
- [10] P. Parvazi, M. Pesavento, and A. B. Gershman, "Direction-of-arrival estimation and array calibration for partly-calibrated arrays," in *Proc. IEEE International Conference on Acoustics, Speech, and Signal Processing*, May 2011, pp. 2552–2555.
- [11] C. M. S. See and A. B. Gershman, "Direction-of-arrival estimation in partly calibrated subarray-based sensor arrays," *IEEE Transactions on Signal Processing*, vol. 52, no. 2, pp. 329–338, Feb. 2004.
- [12] V. C. Soon, L. Tong, Y. F. Huang, and R. Liu, "A subspace method for estimating sensor gains and phases," *IEEE Transactions on Signal Processing*, vol. 42, no. 4, pp. 973–976, Apr. 1994.
- [13] B. Friedlander and A. J. Weiss, "Direction finding in the presence of mutual coupling," *IEEE Transactions on Antennas and Propagation*, vol. 39, no. 3, pp. 273–284, Mar. 1991.
- [14] A. Weiss and B. Friedlander, "DOA and steering vector estimation using a partially calibrated array," *IEEE Transactions on Aerospace and Electronic Systems*, vol. 32, no. 3, pp. 1047–1057, July 1996.
- [15] J. Kim, H. J. Yang, B. W. Jung, and J. Chun, "Blind calibration for a linear array with gain and phase error using independent component analysis," *IEEE Antennas and Wireless Propagation Letters*, vol. 9, pp. 1259–1262, 2010.
- [16] W. Zhang, W. Liu, S. L. Wu, and J. Wang, "Direction-of-arrival estimation in partially calibrated subarray-based MIMO arrays," in *Proc. the Constantinides International Workshop on Signal Processing*, January 2013.
- [17] —, "Robust DOA estimation for a MIMO array using two calibrated transmit sensors," in *Proc. the IET International Radar Conference*, Xi'an, China, Apr. 2013.
- [18] X. Zhang, L. Y. Xu, L. Xu, and D. Xu, "Direction of departure (DOD) and direction of arrival (DOA) estimation in MIMO radar with reduced-dimension MUSIC," *IEEE Communications Letters*, vol. 14, no. 12, pp. 1161–1163, Dec. 2010.
- [19] J. He, M. N. S. Swamy, and M. O. Ahmad, "Joint DOD and DOA estimation for MIMO array with velocity receive sensors," *IEEE Signal Processing Letters*, vol. 18, no. 7, pp. 399–402, Dec. 2011.
- [20] D. Chen, B. Chen, and G. Qin, "Angle estimation using ESPRIT in MIMO radar," *Electronics Letters*, vol. 44, no. 12, pp. 770–770, June 2008.
- [21] A. Nehorai and E. Paldi, "Vector-sensor array processing for electromagnetic source localization," *IEEE Transactions on Signal Processing*, vol. 42, no. 2, pp. 376–398, Feb. 1994.