

# Exact and Stable Covariance Estimation from Quadratic Sampling via Convex Programming

Yuxin Chen, Yuejie Chi, and Andrea J. Goldsmith

October 2013

## Abstract

Statistical inference and information processing of high-dimensional data streams and random processes often require efficient and accurate estimation of their second-order statistics. With rapidly changing data and limited storage, it is desirable to extract the covariance structure from a single pass over the data stream. In this paper, we explore a quadratic random sampling model which imposes a minimal memory requirement and low computational complexity during the sampling process, and are shown to be optimal in preserving low-dimensional covariance structures. Specifically, two popular structural assumptions of covariance matrices, namely sparsity and low rank, are investigated. We show that a covariance matrix with either structure can be perfectly recovered from a minimal number of sub-Gaussian quadratic measurements, via efficient convex relaxation for respective structure.

The proposed convex optimization algorithm has a variety of potential applications in large-scale data stream processing, high-frequency wireless communication, phase space tomography in optics, non-coherent subspace detection, etc. By introducing a novel notion called the mixed-norm restricted isometry property ( $\text{RIP-}\ell_2/\ell_1$ ), we show that our method admits accurate and universal recovery in the absence of noise, as soon as the number of measurements exceeds the theoretic sampling limits. We also show this approach is robust to noise and imperfect structural assumptions, i.e. it admits high-accuracy recovery even when the covariance matrix is only *approximately* low-rank or sparse. Our methods are inspired by the recent breakthroughs in phase retrieval, and the analysis framework herein recovers and improves upon best-known phase retrieval guarantees with simpler proofs.

## 1 Introduction

Accurate estimation of second-order statistics of stochastic processes and data streams is of ever-growing importance to various applications that exhibit high dimensionality. Covariance estimation is the cornerstone of modern statistical analysis and information processing, as it constitutes the sufficient statistics to many signal processing tasks, and is particularly crucial for extracting reduced-dimension representation of the objects (a.k.a. dimension reduction). For large-scale signals and data streams, there might be limited memory and computation resources available to process the rapidly changing input, which requires the covariance estimation task to be performed with a single pass over the data, minimal storage, and low computational complexity. This is not possible unless appropriate structural assumptions are incorporated in the high-dimensional problems. Luckily, a broad class of large-dimensional signals indeed possesses low-dimensional structures, and the intrinsic dimension of the covariance function can be far smaller than the ambient data dimension. For different types of data, the covariance matrix may exhibit different structures; two of the most widely considered structures are listed below.

---

Y. Chen is with the Department of Electrical Engineering, Stanford University, Stanford, CA 94305, USA (email: yx-chen@stanford.edu).

Y. Chi is with the Department of Electrical and Computer Engineering, the Ohio State University, Columbus, OH 43210, USA (email: chi.97@osu.edu).

A. J. Goldsmith is with the Department of Electrical Engineering, Stanford University, Stanford, CA 94305, USA (email: andrea@ee.stanford.edu).

- **Low Rank.** The covariance matrix is (approximately) low-rank [1, 2], which occurs when a small number of components accounts for most of the variability in the data. Low-rank covariance matrices arise in applications including traffic data monitoring, array signal processing, collaborative filtering, metric learning, etc.
- **Sparsity.** The covariance matrix can be approximated in a sparse form [3, 4]. This arises when a large number of variables have small pairwise correlation, or when several variables are mutually exclusive. Sparse covariance matrices arise in finance, biology and spectrum estimation.

In this paper, we wish to recover an unknown covariance matrix  $\Sigma \in \mathbb{R}^{n \times n}$  with approximately low-rank or sparse structures from a small number of measurements. In particular, we explore quadratic sampling methods of the form

$$y_i = \mathbf{a}_i^T \Sigma \mathbf{a}_i + \eta_i, \quad i = 1, \dots, m, \quad (1)$$

where  $\mathbf{y} := \{y_i\}_{i=1}^m$  denotes the measurements,  $\mathbf{a}_i \in \mathbb{R}^n$  represents the sensing vector, and  $\boldsymbol{\eta} := \{\eta_i\}_{i=1}^m$  denotes the noise term. The measurements  $\mathbf{a}_i^T \Sigma \mathbf{a}_i$ 's are quadratic in  $\mathbf{a}_i$  and are thereby referred to as quadratic measurements. In practice, the number  $m$  of measurements one can obtain is constrained by the storage requirement, which is much smaller than the ambient dimension. Note that we might only be able to obtain such measurements for empirical covariance matrices instead of the ground truth  $\Sigma$ , but this inaccuracy can also be absorbed into the noise term  $\boldsymbol{\eta}$ . This sampling scheme finds applications in many practical scenarios, admits optimal covariance estimation with tractable algorithms, and brings in computational and storage advantages compared with other types of measurements, as detailed in the rest of the paper.

## 1.1 Motivations

Below we list several application scenarios illustrating the practicability and benefits of quadratic measurements in the form of (1).

### 1.1.1 Covariance Sketching for Data Streams

A data stream model represents *real-time* data that arrives sequentially at a high rate. There are various big-data and Internet applications (e.g. [5]) where available memory is severely limited compared with the size of the data, and requires extracting and storing covariance function from inputs on the fly. It turns out that the quadratic sampling strategy acts as an effective data stream processing method to extract the covariance information from real-time data, with limited memory and low computational complexity.

Specifically, consider an input stream  $\{\mathbf{x}_t\}_{t=1}^\infty$  that arrives sequentially, where each  $\mathbf{x}_t \in \mathbb{R}^n$  itself is a high-dimensional data instance generated at time  $t$ . The goal is to estimate the covariance matrix  $\Sigma = \mathbb{E}[\mathbf{x}_t \mathbf{x}_t^T] \in \mathbb{R}^{n \times n}$ . The prohibitively high rate at which data is generated forces covariance extraction to function with as small a memory as possible. The scenario we consider is quite general – there are minimal assumptions imposed on the data stream<sup>1</sup>. No prior information on the correlation statistics between consecutive instances is known *a priori* (e.g. they are not independently drawn), and hence it is not feasible to exploit these statistics to enable low sample complexity.

We propose to pool the data stream  $\{\mathbf{x}_t\}_{t=1}^\infty$  into a small set of measurements in an easy-to-adapt fashion with a collection of sketching vectors  $\{\mathbf{a}_i\}_{i=1}^m$ . Our covariance sketching method is outlined below:

1. At each time  $t$ , we randomly choose a sketch vector indexed by  $\ell_t \in \{1, \dots, m\}$ , and obtain a single linear *sketch*  $\mathbf{a}_{\ell_t}^T \mathbf{x}_t$ .
2. All sketches employing the same sketching vector  $\mathbf{a}_i$  are squared, aggregated and normalized, which

---

<sup>1</sup>In fact, the only prior information we impose is that the covariance of a random substream of the original data stream converges to the same covariance as  $\Sigma$

converge *rapidly* to a *measurement*<sup>2</sup>

$$\begin{aligned} y_i &= \mathbb{E}[(\mathbf{a}_i^T \mathbf{x}_t)^2] + \boldsymbol{\eta}_i = \mathbf{a}_i^T \mathbb{E}[\mathbf{x}_t \mathbf{x}_t^T] \mathbf{a}_i + \boldsymbol{\eta}_i \\ &= \mathbf{a}_i^T \boldsymbol{\Sigma} \mathbf{a}_i + \boldsymbol{\eta}_i, \end{aligned} \quad (2)$$

where  $\boldsymbol{\eta} := \{\eta_i\}_{i=1}^m$  denotes the noise term.

We call this sketching method *quadratic sketching*, as the measurements  $y_i$ s are quadratic in each relevant data instance  $\mathbf{x}_t$ .

The benefits of this covariance sketching method are four-fold:

1. The storage requirement is only  $O(m)$ , which can indeed be much smaller than the ambient dimension of  $\boldsymbol{\Sigma}$ .
2. The computational cost for sketching each instance is linear in the data stream.
3. Each instance only needs to be sketched once, which can be measured in a distributed and asynchronous manner.
4. This sketching scheme allows optimal covariance estimation with theoretically minimal memory complexity, as will be shown later.

### 1.1.2 Noncoherent Energy Measurements in Communications and Signal Processing

When communication / signal process takes place in the high-frequency regime, *empirical* energy measurement is often more accurate (and easier) than the phase measurement. For instance, the energy measurements will become more reliable when communication systems are shifting toward extremely high carrier frequency regimes (e.g. 60GHz communications [6]). Besides, energy detection has also proved a popular noncoherent detection method as it does not require prior information on the transmitted signal, detailed below.

- **Spectrum Estimation of Stochastic Processes from Energy Measurements:** A large class of wireless communication and signal processing tasks in stochastic environments rely on reliable estimation of the spectral characteristics of random processes (e.g. [7]). For instance, optimal signal transmissions are often based on the Karhunen–Loève decomposition of a random process, which requires accurate covariance estimation [8]. If we employ a sampling vector  $\mathbf{a}_i$  and observe the average energy measurements over  $N$  instances  $\{\mathbf{x}_t\}_{1 \leq t \leq N}$ , then the energy measurement can similarly be expressed as

$$y_i = \frac{1}{N} \sum_{t=1}^N |\mathbf{a}_i^T \mathbf{x}_t|^2 = \mathbf{a}_i^T \boldsymbol{\Sigma}_N \mathbf{a}_i, \quad i = 1, \dots, m \quad (3)$$

where  $\boldsymbol{\Sigma}_N := \frac{1}{N} \sum_{t=1}^N \mathbf{x}_t \mathbf{x}_t^T$  denotes the sample covariance matrix, leading to the quadratic-form observations.

- **Noncoherent Subspace Detection from Energy Measurements:** Matched subspace detection [9] finds many applications in wireless communication, radar, and pattern recognition when the transmitted signal is encoded by the membership of subspaces. Our algorithm can also be cast as recovering the principal subspace of a dataset  $\{\mathbf{x}_t\}_{t=1}^N$ , with an energy detector obtaining  $m$  measurements in the form of (3). Thus, the noncoherent subspace detection can be treated as a special application of the formulation (1).

---

<sup>2</sup>Note that we might only be able to obtain measurements for empirical covariance matrices instead of  $\boldsymbol{\Sigma}$ , but this inaccuracy can be absorbed into the noise term  $\boldsymbol{\eta}$ . In fact, for various stationary data streams,  $y_i$  converges rapidly to  $\mathbf{a}_i^T \boldsymbol{\Sigma} \mathbf{a}_i$  even with a few instances  $\mathbf{x}_t$ .

### 1.1.3 Phaseless Measurements in Physics

Optical imaging devices are incapable of acquiring the phase of the measurements due to ultra-high frequencies associated with light. In many applications, measurements in the form of (1) arise naturally.

- **Compressive Phase Space Tomography:** Phase Space Tomography [10] is an appealing method to measure the correlation function of a wave field in physics. However, tomography becomes challenging when the dimensionality of the correlation matrix becomes large. Recently, it was proposed experimentally in [11] to recover an approximately low-rank correlation matrix, which often holds in physics, by only taking a small number of measurements in the form of (1).
- **Phase Retrieval:** Due to the physical constraints, one can only measure amplitudes of the Fourier coefficients of an optical object. This gives rise to the problem of recovering a signal  $\mathbf{x}_0 \in \mathbb{R}^n$  from magnitude measurements, which is often referred to as phase retrieval. See [12] and the reference therein. Several algorithms have been recently proposed that enable exact phase retrieval (i.e. recovers  $\mathbf{x}_0 \cdot \mathbf{x}_0^T$ ) from random magnitude measurements [13–17]. If we set  $\Sigma := \mathbf{x}_0 \mathbf{x}_0^T$ , then our problem formulation (1) subsumes phase retrieval as a special case in the low-rank setting.

In summary, these applications require faithful covariance matrix estimation from *a small number* of quadratic measurements (1). In this paper, we will use the number  $m$  of measurements to denote the number of sketches in the covariance sketching problem, and the number of magnitude or energy samples in other applications, respectively. We aim to develop computationally tractable algorithms to recover the covariance matrix, with near-optimal performance guarantees.

## 1.2 Contributions

Our main contributions are three fold.

1. We have developed convex optimization algorithms for covariance estimation from a set of quadratic measurements (1). The algorithms encourage the assumed low-dimensional structures using convex relaxation – trace norm minimization for low-rankness and  $\ell_1$  norm minimization for sparsity. For a large class of sub-Gaussian sensing vectors, we derive theoretical performance guarantees for the following aspects:
  - (a) **Exact and universal recovery:** once the sensing vectors are selected, all covariance matrices satisfying the presumed structure (i.e. low-rank or sparse) can be recovered;
  - (b) **Stable recovery:** the algorithm allows us to reconstruct the ground truth to within high accuracy even when the covariance matrix is approximately low-rank or sparse; additionally, if the measurements are corrupted by noise, the estimate differs from the true covariance matrix by at most a constant multiple of the noise level;
  - (c) **Minimal number of measurements:** the algorithms succeed as soon as the number of measurements is slightly above the theoretic sampling limits. For the special case of rank-one matrices, our result recovers and strengthens the best-known reconstruction guarantees of (sparse) phase retrieval using convex optimization.
2. We have introduced a novel mixed-norm restricted isometry property, denoted by  $\text{RIP-}\ell_2/\ell_1$ . The key is that the signal strength before and after measurements are measured in the  $\ell_2$  norm and in the  $\ell_1$  norm, respectively. This seemingly subtle change allows us to significantly simplify the proof, and bypass the need to construct dual certificates as in [13–15], which is often the most complicated step.
3. Our measurement schemes and algorithms may be of independent interest to high-dimensional data processing. The measurements in (1) are rank-one measurements with respect to the covariance matrix, which are much easier to implement and bear a smaller computational cost than measurements of rank- $n$ . Moreover, the performance guarantees of the measurement scheme (1) is universal, which does not require any additional incoherence conditions [18] on the covariance matrix as in the standard matrix completion framework.

### 1.3 Related Work

In most existing work, the covariance matrix is estimated from a collection of *full* data samples, and fundamental guarantees have been derived on how many samples are sufficient to approximate the ground truth [1, 3, 4, 19] in a static setting. In contrast, this paper is motivated by the success of Compressed Sensing (CS) [20, 21], which asserts that compression can be achieved at the same time as sensing without losing information. Efficient algorithms have been developed to estimate a *deterministic signal* from a much smaller number of linear measurements that is proportional to the complexity of the parsimonious signal model. As we will show in this paper, covariance estimation from compressive measurements can be highly robust.

When the covariance matrix is assumed to be approximately sparse, recent work [22, 23] explored reconstruction of second-order statistics of a cyclostationary signal from random linear measurements, by  $\ell_1$ -minimization without performance guarantees; the problem formulation is quite different from (1). Another work [24] proposed estimating an approximately sparse covariance matrix from measurements of the form  $\mathbf{Y} = \mathbf{A}\Sigma\mathbf{A}^T$ , where  $\mathbf{A} \in \mathbb{R}^{m \times n}$  denotes the sketching matrix. Nevertheless, this scheme cannot accommodate low-rank covariance matrix estimation, and their performance guarantees do not hold universally for all sparsity patterns.

Our covariance estimation method is inspired by recent breakthroughs in phase retrieval [13–17, 25–27], which is equivalent to recovering rank-1 covariance matrices from quadratic measurements. In particular, our recovery algorithm coincides with *Phaselift* [13–15] when applied to low-rank matrices. In [15], it is shown that Phaselift succeeds at reconstructing a signal of dimensionality  $n$  from  $O(n)$  phaseless *Gaussian* measurements, and stable recovery has also been established in the presence of noise. When specializing our result to this case, we have shown that the same type of theoretical guarantee holds for a much larger class of sub-Gaussian measurements, with simpler proof. Moreover, when the signal is further assumed to be exactly sparse of sparsity level  $k$ , the pioneering work [28] showed that  $O(k^2 \log n)$  *Gaussian* measurements suffice; this result is extended to accommodate sub-Gaussian measurements and approximately sparse signals by our work using a simpler approach. More details can be found in Section 4.

We also put the proposed covariance sketching scheme in Section 1.1.1 into perspective. In a streaming setting, online principal component analysis (PCA) has been an active area of research for decades [29] using full data samples, where nonasymptotic convergence guarantees have only been recently developed [30]. Inspired by CS, subspace tracking from partial observations of a data stream [31, 32], which can be regarded as a variant of incremental PCA [33] in the presence of missing values, is also closely related. However, existing subspace tracking algorithms mainly aim to recover the data stream, which is not necessary if one only cares to extract the second-order statistics. They also require substantially more sketches than the covariance sketching scheme proposed in this paper, which requires only one sketch per instance.

### 1.4 Organization of the paper

The rest of this paper is organized as follows. We first present the convex optimization based algorithms in Section 2, and establish their theoretical guarantees. The analysis framework is based upon a novel mixed-norm restricted isometry property, as elaborated in Section 3. Section 4 discusses sparse phase retrieval, where the proposed proof architecture is used to recover and improve upon existing results. The proof of main theorems is deferred to Appendix A. Numerical examples are provided in Section 5. Finally, Section 6 closes the paper with a summary of our findings and a discussion of future directions.

### 1.5 Notation

Before proceeding, we provide a brief summary of useful notations used throughout this paper. A variety of matrix norms will be discussed. In particular, we use  $\|\mathbf{X}\|$ ,  $\|\mathbf{X}\|_F$ , and  $\|\mathbf{X}\|_*$  to denote the spectral norm, the Frobenius norm, and the nuclear norm (i.e. sum of all singular values) of  $\mathbf{X}$ . When  $\mathbf{X}$  is a positive semidefinite (PSD) matrix, the nuclear norm coincides with the trace norm  $\|\mathbf{X}\|_* = \text{Tr}(\mathbf{X})$ . We use  $\|\mathbf{X}\|_1$  and  $\|\mathbf{X}\|_0$  to denote the  $\ell_1$  norm and support size of the vectorized  $\mathbf{X}$ , respectively. The Euclidean inner product between  $\mathbf{X}$  and  $\mathbf{Y}$  is defined as  $\langle \mathbf{X}, \mathbf{Y} \rangle = \text{Tr}(\mathbf{X}^T \mathbf{Y})$ . The best rank- $r$  approximation and the best  $k$ -term approximation of  $\mathbf{X}$  are defined by

$$\arg \min_{\mathbf{M}: \text{rank}(\mathbf{M})=r} \|\mathbf{X} - \mathbf{M}\|_F, \quad \text{and} \quad \arg \min_{\mathbf{M}: \|\mathbf{M}\|_0=k} \|\mathbf{X} - \mathbf{M}\|_F,$$

Table 1: Summary of Notation and Parameters

$\Sigma, \Sigma_r, \Sigma_c$	true covariance matrix, best rank- $r$ approximation of $\Sigma$ , and $\Sigma_c := \Sigma - \Sigma_r$
$\Sigma, \Sigma_{\Omega_0}, \Sigma_{\Omega_0^c}$	true covariance matrix, best $k$ -sparse approximation of $\Sigma$ , and $\Sigma_{\Omega_0^c} := \Sigma - \Sigma_{\Omega_0}$
$\eta, \mathbf{y} \in \mathbb{R}^m$	noise, quadratic measurements $\{\mathbf{a}_i^T \Sigma \mathbf{a}_i + \eta_i\}_{1 \leq i \leq m}$
$\mathbf{a}_i \in \mathbb{R}^n, \mathbf{A}_i \in \mathbb{R}^{n \times n}$	$i$ th sensing vector, $i$ th sensing matrix $\mathbf{A}_i := \mathbf{a}_i \cdot \mathbf{a}_i^T$
$\mathbf{B}_i \in \mathbb{R}^{n \times n}$	auxiliary sensing matrix, i.e. $\mathbf{B}_i = \mathbf{A}_{2i-1} - \mathbf{A}_{2i}$
$\mathcal{A}_i, \mathcal{A}$	linear transformation $\mathbf{X} \mapsto \mathbf{a}_i^T \mathbf{X} \mathbf{a}_i$ , linear mapping $\mathbf{X} \mapsto \{\mathbf{a}_i^T \mathbf{X} \mathbf{a}_i\}_{1 \leq i \leq m}$
$\mathcal{B}_i, \mathcal{B}$	linear transformation $\mathbf{X} \mapsto \langle \mathbf{B}_i, \mathbf{X} \rangle$ , linear mapping $\mathbf{X} \mapsto \{\mathcal{B}_i(\mathbf{X})\}_{1 \leq i \leq m}$

respectively. Some useful notations are summarized in Table 1.

## 2 Convex Relaxation and Its Performance Guarantees

In general, recovering the covariance matrix  $\Sigma \in \mathbb{R}^{n \times n}$  from  $m < n(n+1)/2$  measurements is ill-posed, unless the sampling mechanism can effectively exploit the low-dimensional covariance structure. Random sampling often preserves the information structure from minimal observations, and allows robust recovery from noisy measurements. In this paper, we restrict our attention to the following random sampling model.

- **Sampling Model.** We assume that the sensing vectors are composed of i.i.d. *sub-Gaussian* entries. In particular, we assume  $\mathbf{a}_i$ 's ( $1 \leq i \leq m$ ) are i.i.d. copies of  $\mathbf{a} = [a_1, \dots, a_n]^T$ , where each  $a_i$  is chosen i.i.d. from a distribution with the following properties

$$\mathbb{E}[a_i] = 0, \quad \mathbb{E}[a_i^2] = 1, \quad \text{and} \quad \mu_4 := \mathbb{E}[a_i^4] > 1. \quad (4)$$

In order to accommodate noisy measurements, we consider the following general noise model.

- **Noise Model.** We assume that the noise  $\eta := [\eta_1, \dots, \eta_m]^T$  is bounded in  $\ell_1$  norm *deterministically*<sup>3</sup>, so that

$$\|\eta\|_1 \leq \epsilon, \quad (5)$$

where  $\epsilon$  is known *a priori*.

For notational simplicity, let  $\mathbf{A}_i := \mathbf{a}_i \mathbf{a}_i^T$  represent the equivalent sensing matrix, and hence the measurements  $\mathbf{y} := [y_1, \dots, y_m]^T$  obeys  $y_i := \langle \mathbf{A}_i, \Sigma \rangle + \eta_i$ . We also define the linear operator  $\mathcal{A}(\mathbf{M}) : \mathbb{R}^{n \times n} \mapsto \mathbb{R}^m$  that maps a matrix  $\mathbf{M} \in \mathbb{R}^{n \times n}$  to  $\{\langle \mathbf{M}, \mathbf{A}_i \rangle\}_{i=1}^m$ . These notations allow us to express the sampling process as

$$\mathbf{y} = \mathcal{A}(\Sigma) + \eta. \quad (6)$$

### 2.1 Recovery of Low-Rank Covariance Matrices

Suppose that  $\Sigma$  is low-rank. A natural heuristic is to perform rank minimization to encourage the low-rank structure

$$\hat{\Sigma} = \arg \min_{\mathbf{M}} \text{rank}(\mathbf{M}) \quad \text{subject to} \quad \mathbf{M} \succeq 0, \quad \|\mathbf{y} - \mathcal{A}(\mathbf{M})\|_1 \leq \epsilon. \quad (7)$$

However, the rank minimization problem is in general NP-hard. Therefore, we replace it by minimizing the trace over all matrices compatible with the measurements

$$\hat{\Sigma} = \arg \min_{\mathbf{M}} \text{Tr}(\mathbf{M}) \quad \text{subject to} \quad \mathbf{M} \succeq 0, \quad \|\mathbf{y} - \mathcal{A}(\mathbf{M})\|_1 \leq \epsilon. \quad (8)$$

Since  $\Sigma$  is PSD, the trace norm forms a convex surrogate for the rank function, which has proved successful in matrix completion and phase retrieval problems [13, 18, 34]. It turns out that this convex relaxation approach (8) admits stable and faithful estimates even when  $\Sigma$  is approximately low rank and/or when the measurements are corrupted by bounded noise. This is formally stated in the following theorem, which is proved in Appendix A.

<sup>3</sup>Extension to stochastic noise models is straightforward, which we omit in this paper.

**Theorem 1.** Consider the sub-Gaussian sampling model in (4), then with probability exceeding  $1 - \exp(-c_1 m)$ , the solution  $\hat{\Sigma}$  to (8) satisfies

$$\|\hat{\Sigma} - \Sigma\|_F \leq C_1 \frac{\|\Sigma - \Sigma_r\|_*}{\sqrt{r}} + C_2 \frac{\epsilon}{m}, \quad (9)$$

where  $\Sigma_r$  is the best rank- $r$  approximation of  $\Sigma$ , provided that  $m > c_0 nr$ , where  $c_0, c_1, C_1$  and  $C_2$  are some universal constants.

The main implications of Theorem 1 and its associated performance bound (9) are listed as follows.

1. **Exact Recovery from Noiseless Measurements.** Consider the situation where  $\text{rank}(\Sigma) = r$ . In the absence of noise, one can see from ((9)) that (8) (with  $\epsilon = 0$ ) allows perfect covariance recovery with exponentially high probability, provided that the number  $m$  of measurements exceeds the order of  $nr$ . Notice that each PSD matrix can be uniquely decomposed as  $\Sigma = \mathbf{L}\mathbf{L}^T$ , where  $\mathbf{L} \in \mathbb{R}^{n \times r}$  has *orthogonal* columns, which implies that the intrinsic degrees of freedom inherited in a PSD matrix is  $nr - \frac{r(r-1)}{2}$ . In other words, the theoretic sampling limit for perfect recovery is on the order of  $nr$ , indicating that our algorithm allows order-wise optimal recovery.
2. **Near-Optimal Universal Recovery.** The trace minimization (8) allows universal recovery, in the sense that once the sensing vectors are chosen, *all* low-rank covariance matrices can be perfectly recovered in the absence of noise. This highlights the power of convex programming, which allows universally accurate estimates as soon as the number of measurements exceeds the order of theoretic limit. In addition, the universality and optimality results hold for a large class of sub-Gaussian measurements beyond the Gaussian sampling model.
3. **Robust Recovery for Approximately Low-Rank Matrices.** In the absence of noise ( $\epsilon = 0$ ), if  $\Sigma$  is approximately low-rank, then from (9) the reconstruction inaccuracy is at most

$$\|\hat{\Sigma} - \Sigma\|_F \leq O\left(\frac{\|\Sigma - \Sigma_r\|_*}{\sqrt{r}}\right)$$

with probability at least  $1 - \exp(-c_1 m)$ , as soon as  $m$  is about the same order of  $nr$ . One can obtain a more intuitive understanding through the following *power-law* covariance model. Let  $\lambda_\ell$  represent the  $\ell$ th largest singular value of  $\Sigma$ , and suppose the decay of  $\lambda_\ell$ 's exhibits a power law, i.e.  $\lambda_\ell \leq \frac{\alpha}{\ell^\beta}$  for some constant  $\alpha > 0$  and decay rate exponent  $\beta > 1$ . Then simple computation reveals that

$$\frac{\|\Sigma - \Sigma_r\|_*}{\sqrt{r}} \leq \frac{1}{\sqrt{r}} \sum_{\ell=r+1}^n \frac{\alpha}{\ell^\beta} \leq \frac{\alpha}{(\beta-1)r^{\beta-\frac{1}{2}}},$$

which in turn implies

$$\|\hat{\Sigma} - \Sigma\|_F = O\left(\frac{1}{r^{\beta-\frac{1}{2}}}\right). \quad (10)$$

This asserts that (8) reconstructs an almost accurate estimate of  $\Sigma$  in a manner which requires no prior knowledge on the signal (other than the power law decay that is natural for a broad class of data).

4. **Stable Recovery from Noisy Measurements.** When  $\Sigma$  is exactly of rank  $r$  and the noise is bounded  $\|\eta\|_1 \leq \epsilon$ , the reconstruction inaccuracy of (8) from (9) can be bounded above by

$$\|\hat{\Sigma} - \Sigma\|_F \leq C_2 \frac{\epsilon}{m} \quad (11)$$

with exponentially high probability, provided that  $m$  exceeds the order of  $nr$ . This reveals that the algorithm (8) recovers an unknown object with an error at most proportional to the average *per-entry* noise level, which makes it practically appealing. Note that the stability result is applicable in bounding the inaccuracy that arises from sample covariance approximation. Specifically, suppose that our

measurement is given by  $y_i = \langle \mathbf{A}_i, \mathbf{\Sigma}_N \rangle$ , where  $\mathbf{\Sigma}_N = \frac{1}{N} \sum_{t=1}^N \mathbf{x}_t \mathbf{x}_t^T$  represents the sample covariance matrix, and  $\mathbf{x}_t$ 's are independently drawn from a sub-exponential distribution with covariance  $\mathbf{\Sigma}$ . Simple concentration inequality asserts that with high probability,

$$\forall 1 \leq i, j \leq n: \frac{|(\mathbf{\Sigma}_N - \mathbf{\Sigma})_{i,j}|}{|\mathbf{\Sigma}_{i,j}|} = o(1) \Rightarrow \|\mathbf{\Sigma}_N - \mathbf{\Sigma}\|_F = o(\|\mathbf{\Sigma}\|_F),$$

provided that  $N$  exceeds the order of  $\log n$ . The average per-measurement inaccuracy level can then be bounded above by<sup>4</sup>

$$\frac{1}{m} \|\mathbf{y} - \mathcal{A}(\mathbf{\Sigma})\|_1 = \frac{1}{m} \|\mathcal{A}(\mathbf{\Sigma}_N - \mathbf{\Sigma})\|_1 \stackrel{(a)}{=} O(\|\mathbf{\Sigma}_N - \mathbf{\Sigma}\|_F) = o(\|\mathbf{\Sigma}\|_F).$$

This together with Theorem 1 implies that we can obtain a reliable covariance estimate (i.e. with error no larger than  $o(\|\mathbf{\Sigma}\|_F)$ ) as soon as we obtain  $N = \Theta(\log n)$  independent instances for each sketch. In other words, a total number of  $\Theta(nr \log n)$  independent instances is sufficient to allow faithful recovery of any low-rank covariance matrix of rank  $r$ .

5. **Phase Retrieval with Sub-Gaussian Measurements.** The proposed algorithm (8) appears in the same form as the convex algorithm called *PhaseLift*, which is proposed in [13–15] for phase retrieval. There it is equivalent to treating  $\mathbf{\Sigma}$  as the rank-1 lifted matrix  $\mathbf{x}_0 \mathbf{x}_0^T$  from an unknown signal  $\mathbf{x}_0$ . It is established in [15] that with high probability it is possible to recover  $\mathbf{x}_0$  exactly from an order of  $n$  quadratic measurements, assuming that the sensing vectors are i.i.d. Gaussian-distributed. Our result immediately recovers all results of [13–15] (including exact and stable recovery). In fact, our analysis framework allows a simpler and shorter proof of all these results, and immediately extends to a broader class of sub-Gaussian sampling mechanisms. We will further discuss the sparse recovery from magnitude measurements [28, 35] in Section 4.

## 2.2 Recovery of Sparse Covariance Matrices

Assume that  $\mathbf{\Sigma}$  is approximately sparse, we propose to seek a matrix with minimal support size that is compatible with observations:

$$\hat{\mathbf{\Sigma}} = \arg \min_{\mathbf{M}} \|\mathbf{M}\|_0 \quad \text{subject to} \quad \mathbf{M} \succeq 0, \quad \|\mathbf{y} - \mathcal{A}(\mathbf{M})\|_1 \leq \epsilon. \quad (12)$$

However, the  $\ell_0$  minimization problem in (12) is also intractable, and we propose instead to solve a tractable convex relaxation of (12), given as

$$\hat{\mathbf{\Sigma}} = \arg \min_{\mathbf{M}} \|\mathbf{M}\|_1 \quad \text{subject to} \quad \mathbf{M} \succeq 0, \quad \|\mathbf{y} - \mathcal{A}(\mathbf{M})\|_1 \leq \epsilon, \quad (13)$$

where the  $\ell_1$  norm is the convex relaxation of the support size, which has proved successful in many compressed sensing algorithms [36, 37]. It turns out that the convex relaxation (13) allows stable and reliable estimates even when  $\mathbf{\Sigma}$  is only approximately sparse and the measurements are contaminated by noise, as stated in the following theorem.

**Theorem 2.** *Consider the sub-Gaussian sampling model in (4), then with probability exceeding  $1 - \exp(-c_1 m)$ , the solution  $\hat{\mathbf{\Sigma}}$  to (13) satisfies*

$$\|\hat{\mathbf{\Sigma}} - \mathbf{\Sigma}\|_F \leq C_1 \frac{\|\mathbf{\Sigma} - \mathbf{\Sigma}_\Omega\|_1}{\sqrt{k}} + C_2 \frac{\epsilon}{m}, \quad (14)$$

where  $\mathbf{\Sigma}_\Omega$  is the best  $k$ -sparse approximation of  $\mathbf{\Sigma}$ , provided that  $m > c_0 k \log(n/k)$ . Here,  $c_0, c_1, C_1$  and  $C_2$  are some universal constants.

Theorem 2 is a counterpart of Theorem 1 for sparse matrices. This leads to similar implications as those listed in Section 2.1, which we briefly summarize as follows.

<sup>4</sup>Step (a) is a consequence of the Hanson-Wright inequality, as detailed in Appendix B.



1. **Exact Recovery without Noise:** When  $\Sigma$  is exactly  $k$ -sparse and no noise is present, by setting  $\epsilon = 0$ , the solution to (13) is exactly equal to the ground truth with exponentially high probability, as soon as the number of measurements  $m$  is about the order of  $k \log(n/k)$ . Therefore our performance guarantee in (14) is *near-optimal* up to a scalar factor.
2. **Universal Recovery:** Our performance guarantee in (14) is universal in the sense that all sparse covariance matrices can be recovered with the same sensing mechanism.
3. **Imperfect Structural Models:** The estimate (14) allows robust recovery for approximately sparse matrices (which appears in a similar form as that for CS [36]), indicating that quadratic measurements are order-wise at least as good as linear measurements.

### 2.3 Extension to General Matrices

Theorem 1 and Theorem 2 hold even when  $\Sigma$  is not positive-semidefinite. When  $\Sigma$  is not a covariance matrix but a general low-rank/sparse matrix, one can simply drop the PSD constraint in (8) and (13), and replace the trace norm objective by the nuclear norm in (8). As will be clear later, the PSD constraint is never invoked in the proof, hence it is straightforward to extend all results to the more general case when  $\Sigma$  is an  $n \times n$  low-rank or sparse matrix. Note that in this more general scenario, the measurements in (1) are still in quadratic forms but no longer nonnegative.

## 3 Approximate $\ell_2/\ell_1$ Isometry

Prevailing wisdom in CS asserts that stable recovery from minimal samples is possible if the dimensionality reduction projection preserves the signal strength when acting on the class of matrices of interest [34, 37, 38]. While there are various ways to define the restricted isometry properties (RIP), an appropriately chosen approximate isometry leads to a very simple yet powerful theoretical framework.

### 3.1 Mixed-Norm Restricted Isometry (RIP- $\ell_2/\ell_1$ )

Recall that the RIP occurs if the sampling output preserves the input strength under certain metrics. The most commonly used one is RIP- $\ell_2/\ell_2$ , for which the signal strength before and after the projection are both measured in terms of the Frobenius norm [34, 38]. This, however, cannot be guaranteed from  $O(nr)$  measurements even for the class of rank-1 matrices, as argued in [13]. Another isometry concept called RIP- $\ell_1/\ell_1$  has also been investigated, for which the signal strength before and after the operation  $\mathcal{A}$  are measured both in terms of the  $\ell_1$  norms<sup>5</sup>. This is initially developed to account for measurements from expander graphs [39, 40], and has become a powerful metric when analyzing phase retrieval [13, 15, 28]. Nevertheless, RIP- $\ell_1/\ell_1$  might no longer hold for general low-rank matrices from minimal measurements, and is not easy to analyze for more general sampling strategies. Moreover, the proof based on RIP- $\ell_1/\ell_1$  typically relies on delicate construction of dual certificates [13, 15, 28], which is often mathematically complicated.

The key and novel ingredient in our analysis is a mixed-norm approximate isometry, which measures the signal strength before and after the projection with different metrics. Specifically, we introduce RIP- $\ell_2/\ell_1$ , where the input and output are measured in terms of the Frobenius norm and the  $\ell_1$  norm, respectively. It turns out that as long as the input is measured with the Frobenius norm, the now-standard trick pioneered in [36] can be carried over to our problems with slight modifications and saves the need for dual construction. We make formal definitions of RIP- $\ell_2/\ell_1$  for low-rank and sparse matrices as follows.

**Definition 1 (RIP- $\ell_2/\ell_1$  for low-rank matrices).** For the set of rank- $r$  matrices, we define the RIP- $\ell_2/\ell_1$  constants  $\delta_r^{\text{lb}}$  and  $\delta_r^{\text{ub}}$  w.r.t. an operator  $\mathcal{B}$  as the smallest numbers such that for all  $\mathbf{X}$  of rank at most  $r$ :

$$(1 - \delta_r^{\text{lb}}) \|\mathbf{X}\|_{\text{F}} \leq \frac{1}{m} \|\mathcal{B}(\mathbf{X})\|_1 \leq (1 + \delta_r^{\text{ub}}) \|\mathbf{X}\|_{\text{F}}.$$

---

<sup>5</sup>Note that the nuclear norm is the  $\ell_1$ -norm counterpart for matrices.

**Definition 2 (RIP- $\ell_2/\ell_1$  for sparse matrices).** For the set of  $k$ -sparse matrices, we define the RIP- $\ell_2/\ell_1$  constants  $\gamma_k^{\text{lb}}$  and  $\gamma_k^{\text{ub}}$  w.r.t. an operator  $\mathcal{B}$  as the smallest numbers such that for all  $\mathbf{X}$  of sparsity at most  $k$ :

$$(1 - \gamma_k^{\text{lb}}) \|\mathbf{X}\|_{\text{F}} \leq \frac{1}{m} \|\mathcal{B}(\mathbf{X})\|_1 \leq (1 + \gamma_k^{\text{ub}}) \|\mathbf{X}\|_{\text{F}}.$$

### 3.2 RIP- $\ell_2/\ell_1$ from Quadratic Measurements

It turns out, however, that the initial sampling operator  $\mathcal{A}$  does not satisfy RIP- $\ell_2/\ell_1$ . This occurs primarily because each measurement matrix  $\mathbf{A}_i$  has non-zero mean, which biases the output measurements. In order to get rid of this undesired bias effect, we introduce a set of auxiliary *zero-mean* measurement matrices as follows

$$\mathbf{B}_i := \mathbf{A}_{2i-1} - \mathbf{A}_{2i}. \quad (15)$$

Without loss of generality, denote  $\mathcal{B}_i(\mathbf{X}) := \langle \mathbf{B}_i, \mathbf{X} \rangle$  for all  $1 \leq i \leq m$ , and let  $\mathcal{B}(\mathbf{X})$  represent the linear transformation that maps  $\mathbf{X}$  to  $\{\mathcal{B}_i(\mathbf{X})\}_{i=1}^m$ . Note that by representing the sensing process using  $m$  rank-2 measurements  $\mathcal{B}_i$ , we have implicitly doubled the number of measurements for notational simplicity. This, however, will not change our order-wise results.

It turns out that the auxiliary operator  $\mathcal{B}$  exhibits RIP- $\ell_2/\ell_1$  in the presence of minimal measurements, which can be shown by combining the proposition below with a standard covering argument [41].

**Proposition 1.** Let  $\mathcal{A}$  be sampled from the sub-Gaussian sampling model in (4). For any matrix  $\mathbf{X}$ , there exist universal constants  $c_1, c_2, c_3 > 0$  such that with probability exceeding  $1 - \exp(-c_3 m)$ , one has

$$c_1 \|\mathbf{X}\|_{\text{F}} \leq \frac{1}{m} \|\mathcal{B}(\mathbf{X})\|_1 \leq c_2 \|\mathbf{X}\|_{\text{F}} \quad (16)$$

*Proof.* See Appendix B. □

**Remark 1.** This statement extends without difficulty to the asymmetric measurement model where  $\mathbf{y}_i = \mathbf{a}_i^T \Sigma \mathbf{b}_i$  for some independently generated sensing vectors  $\mathbf{a}_i$  and  $\mathbf{b}_i$ . This indicates that all our results hold for this asymmetric sensing model as well.

An immediate consequence of Proposition 1 is the establishment of RIP- $\ell_2/\ell_1$  of the sampling operator  $\mathcal{B}$  for both low-rank matrices and sparse vectors. The proof follows immediately from a standard covering argument. We thus omit the details but refer interested readers to [41, Section III.B] and [42, Section 5].

**Corollary 1.** Consider the sub-Gaussian sampling model in (4) and the universal constants  $c_1, c_2 > 0$  given in (16). There exist universal constants  $c_3, c_4 > 0$  such that with probability exceeding  $1 - \exp(-c_3 m)$ ,  $\mathcal{B}$  satisfies RIP- $\ell_2/\ell_1$  for all matrices  $\mathbf{X}$  of rank at most  $r$ , and obeys

$$1 - \delta_r^{\text{lb}} \geq \frac{c_1}{2}, \quad 1 + \delta_r^{\text{ub}} \leq 2c_2, \quad (17)$$

provided that  $m > c_4 nr$ .

**Corollary 2.** Consider the sub-Gaussian sampling model in (4) and the universal constants  $c_1, c_2 > 0$  given in (16). Then with probability exceeding  $1 - \exp(-c_3 m)$ ,  $\mathcal{B}$  satisfies the RIP- $\ell_2/\ell_1$  for all matrices  $\mathbf{X}$  of sparsity at most  $k$ , and obeys

$$1 - \gamma_k^{\text{lb}} \geq \frac{c_1}{2}, \quad 1 + \gamma_k^{\text{ub}} \leq 2c_2, \quad (18)$$

provided that  $m > c_4 k \log(n/k)$ .

When the operator  $\mathcal{B}$  satisfies RIP- $\ell_2/\ell_1$ , Theorem 1 and Theorem 2 can be proved in a short and simple approach without construction of dual certificates. The details of the proof are deferred to Appendix A.

## 4 Application of RIP- $\ell_2/\ell_1$ to Sparse Phase Retrieval

If we set  $\Sigma = \mathbf{x}\mathbf{x}^T$  to be a rank-1 matrix, then the algorithm (8) reduces to the PhaseLift algorithm proposed for phase retrieval in [13]. In addition to the general phase retrieval model, our approach allows simple analysis for sparse recovery from magnitude measurements, which is not accounted for in Theorem 1. Specifically, suppose that the true signal  $\mathbf{x}$  is (approximately) sparse, and the goal is to recover  $\mathbf{x}$  from a small number of phaseless measurements. The measurements we obtain can be expressed as

$$\mathbf{y} := \left\{ |\langle \mathbf{a}_i, \mathbf{x} \rangle|^2 + \eta_i \right\}_{1 \leq i \leq m},$$

where the noise term  $\boldsymbol{\eta}$  has bounded  $\ell_1$  norm  $\|\boldsymbol{\eta}\|_1 \leq \epsilon$ . When  $\mathbf{x}_0$  is sparse, the lifting matrix  $\Sigma = \mathbf{x}_0\mathbf{x}_0^T$  is simultaneously low rank and sparse. We adapt the convex program proposed in [28] to accommodate bounded noise as follows

$$\begin{aligned} & \underset{\mathbf{M} \in \mathcal{S}^{n \times n}}{\text{minimize}} && \text{tr}(\mathbf{M}) + \lambda \|\mathbf{M}\|_1 \\ & \text{subject to} && \mathbf{M} \succeq 0, \\ & && \|\mathbf{y} - \mathcal{A}(\mathbf{x}\mathbf{x}^*)\|_1 \leq \epsilon. \end{aligned} \tag{19}$$

Here,  $\lambda$  is a regularization parameter that balances the two convex surrogates (i.e. trace norm and  $\ell_1$  norm) that encourage the low-rank and sparse structural assumptions, respectively. Our analysis framework ensures stable recovery of an approximately sparse signal, as stated in the following theorem.

**Theorem 3.** *Set  $\lambda$  to be any number within the interval  $\left[\frac{1}{n}, \frac{1}{\sqrt{k}} \frac{\|\mathbf{x}_\Omega\|_{\text{F}}}{\|\mathbf{x}_\Omega\|_1}\right]$ . Then with probability at least  $1 - \exp(-c_3 m)$ , the solution  $\hat{\mathbf{X}}$  to (19) satisfies*

$$\left\| \hat{\mathbf{X}} - \mathbf{x}_\Omega \mathbf{x}_\Omega^T \right\|_{\text{F}} \leq C_1 \left\{ \left\| \mathbf{x}\mathbf{x}^T - \mathbf{x}_\Omega \mathbf{x}_\Omega^T \right\|_* + \lambda \left\| \mathbf{x}\mathbf{x}^T - \mathbf{x}_\Omega \mathbf{x}_\Omega^T \right\|_1 + \frac{\epsilon}{m} \right\} \tag{20}$$

for all signals  $\mathbf{x} \in \mathbb{R}^n$ , provided that  $m > \frac{C_2 \log n}{\lambda^2}$ , where  $C_1, C_2$  and  $c_3$  are some universal positive constants. Here,  $\mathbf{x}_\Omega$  denotes the best  $k$ -sparse approximation of  $\mathbf{x}$ .

Theorem 3 recovers all the theoretical performance guarantees established in [28], and improves upon them in two aspects: (i) Theorem 3 establishes the performance guarantees of the algorithm (19) when the structural assumption is *imperfect* and when the samples are *noisy*; (ii) [28] considers Gaussian sensing vectors, whereas we extend the results to a large class of sub-Gaussian sensing vectors. Some implications of Theorem 3 are as follows.

1. **Stable Recovery for Imperfect Models and Noisy Samples.** The recovered signal is a highly accurate estimate even when the sparsity assumption is inexact, provided that the true signal is compressible and exhibits sufficiently fast decay. The estimation inaccuracy due to noise corruption is also small, in the sense that it is at most proportional to the per-entry noise level.
2. **Choice of Regularization Parameters for Compressible Signals.** In general, by setting  $\lambda = \frac{1}{k}$ , one can obtain *universal* recovery for all  $k$ -sparse signals from  $O(k^2 \log n)$  samples with exponentially high probability. However, if the decay rate of the nonzero entries of  $\mathbf{x}$  is known *a priori*, the algorithm (19) might allow near-optimal robust recovery. For instance, if  $\mathbf{x}$  satisfies the power-law decay such that the magnitude of the  $l$ th largest entry of  $\mathbf{x}$  is bounded above by  $c_{\text{pl}}/l^\alpha$  for some constants  $c_{\text{pl}}$  and exponent  $\alpha > 0$ . If  $\alpha > 1$ , then by setting  $\lambda = \Theta\left(\frac{1}{\sqrt{k \log n}}\right)$ , one can obtain stable recovery from  $O(k \log^2 n)$  samples, which is only a logarithmic factor from the theoretic sampling limit.

## 5 Numerical Examples

To demonstrate the practical applicability of the proposed convex relaxation under quadratic sensing, we present a variety of numerical examples for low-rank or sparse covariance matrix estimation.

## 5.1 Recovery of Low-Rank Covariance Matrices

We conduct a series of Monte Carlo trials for various parameters. Specifically, we choose  $n = 50$ , and for each  $(m, r)$  pair, we repeat the following experiments 20 times. We generate  $\Sigma$ , an  $n \times n$  PSD matrix via  $\Sigma = \mathbf{L}\mathbf{L}^T$ , where  $\mathbf{L}$  is a randomly generated  $n \times r$  matrix with independent Gaussian components. The sensing vectors are generated as i.i.d. Gaussian vectors and Bernoulli vectors, and we obtain noiseless quadratic measurements  $\mathbf{y}$ . We use the off-the-shelf SDP solver SDPT3 with the modeling software CVX, and declare a matrix  $\Sigma$  to be recovered if the solution  $\hat{\Sigma}$  returned by the solver satisfies  $\|\hat{\Sigma} - \Sigma\|_F / \|\Sigma\|_F < 10^{-3}$ . Figure 1 illustrates the empirical probability of success recovery in these Monte Carlo trials, which is reflected through the color of each cell. In order to compare the optimality of the practical performance, we also plot the theoretic limit in red lines, i.e. the fundamental lower limit on  $m$  required to recover all rank- $r$  matrices, which is  $nr - \frac{r(r-1)}{2}$  in our case. It turns out that the practical phase transition curve is very close to the theoretic sampling limit, which demonstrates the optimality of our algorithm.

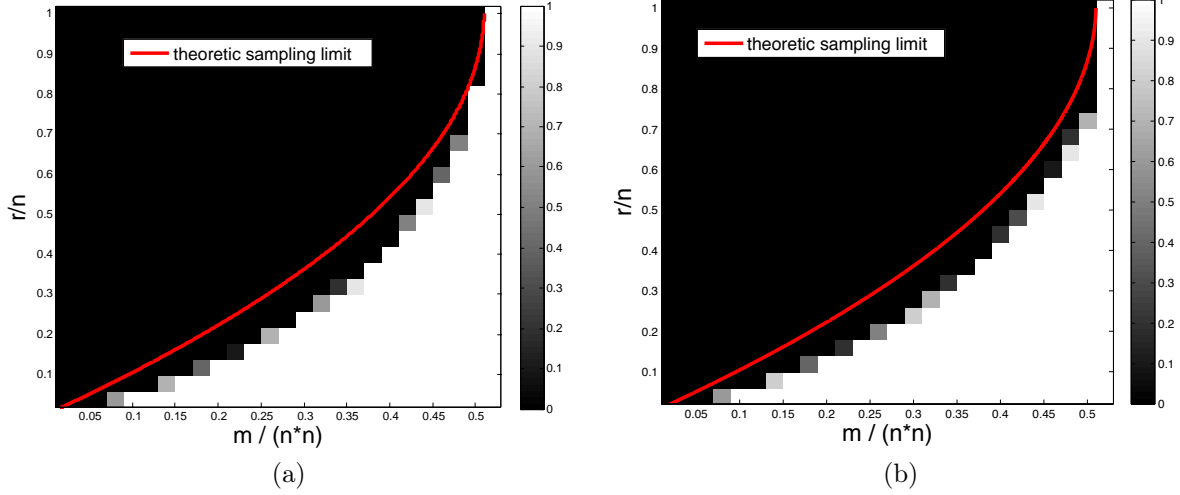


Figure 1: Recovery of covariance matrices from quadratic measurements when  $n = 50$ . For each  $(m, r)$  pair, we repeated Monte Carlo trials 20 times. A PSD matrix  $\Sigma$  and  $m$  sensing vectors are selected at random. The colormap for each cell indicates the empirical probability of success, and the red line reflects the fundamental information theoretic limit. The results are shown for (a) Gaussian sensing vectors and (b) symmetric Bernoulli sensing vectors.

In the second numerical example, we consider a random covariance matrix generated via the same procedure as above but with  $n = 40$ . We let the rank  $r$  vary as 1, 3, 5, 10 and the number of measurements  $m$  vary from 20 to 600. For each pair of  $(r, m)$ , we perform 10 independent experiments where in each run the sensing matrix is generated with i.i.d. Gaussian entries. Fig. 2 (a) shows the average Normalized Mean Squared Error (NMSE) defined as  $\|\hat{\Sigma} - \Sigma\|_F^2 / \|\Sigma\|_F^2$  with respect to  $m$  for different ranks when there is no noise. We further introduce additive bounded noise to each measurement by letting  $\lambda_i$  be generated from  $\sigma \cdot \mathcal{U}[-1, 1]$ , where  $\mathcal{U}[-1, 1]$  is a uniform distribution on  $[-1, 1]$ ,  $\sigma$  is the noise level. Fig. 2 (b) shows the average NMSE when  $r = 5$  for different noise levels by setting  $\epsilon = \sigma m$  in (8).

Interestingly, [15, 43] showed that when the covariance matrix is rank-one, if  $m = O(n)$ , the intersection of two convex sets, namely  $\mathcal{S}_1 = \{\mathbf{M} : \mathcal{A}(\mathbf{M}) = \mathbf{y}\}$  and  $\mathcal{S}_2 = \{\mathbf{M} : \mathbf{M} \succ 0\}$  is a singleton, with high probability. For the low-rank case, if the same conclusion holds, we can find the solution via alternating projection between two convex sets. Therefore, we experiment on the following Projection Onto Convex Sets (POCS) procedure:

$$\Sigma_{t+1} = \mathcal{P}_{\mathcal{S}_2} \mathcal{P}_{\mathcal{S}_1} \Sigma_t, \quad (21)$$

where  $\mathcal{P}_{\mathcal{S}_2}$  denotes the projection onto the PSD cone, and

$$\mathcal{P}_{\mathcal{S}_1} \Sigma_t := \Sigma_t - \mathcal{A}^* (\mathcal{A} \mathcal{A}^*)^{-1} (\mathcal{A}(\Sigma_t) - \mathbf{y}). \quad (22)$$

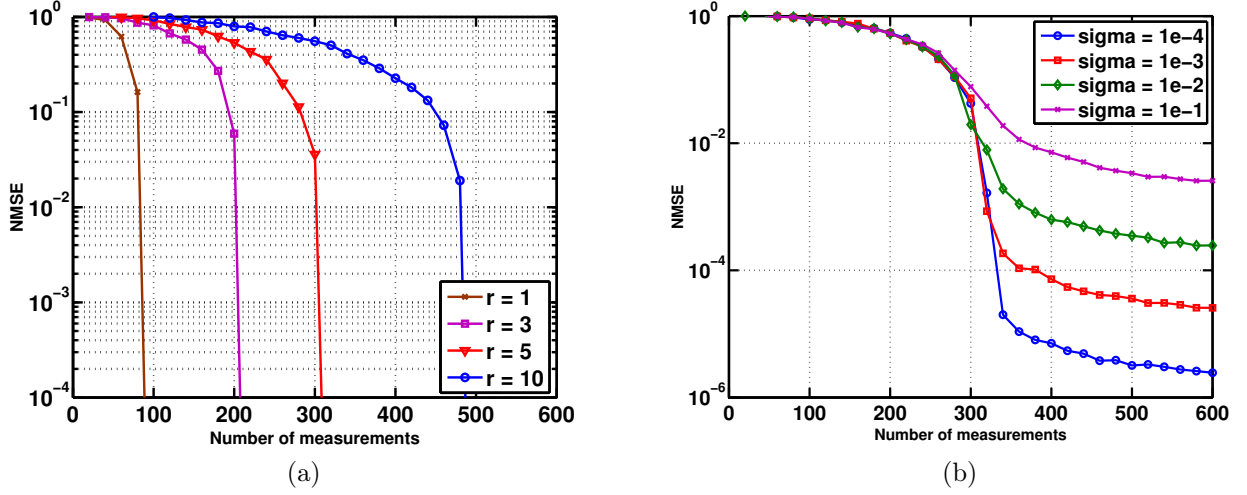


Figure 2: The NMSE of the reconstructed covariance matrix via trace minimization versus the number of measurements when  $n = 40$ : (a) for different ranks when no noise is present; (b) for different noise levels when  $r = 5$ .

Fig. 3 (a) shows the NMSE of the reconstruction with respect to the number of iterations for  $r = 3$  and different  $m = 200, 250, 300, 350$ . By comparing Fig. 2, we see that it requires more measurements for the POCS procedure to succeed, but the computational cost is much lower than the trace minimization. This is further validated from Fig. 3 (b), which is obtained under the same simulation setup as Fig. 2 by repeating POCS with 2000 iterations.

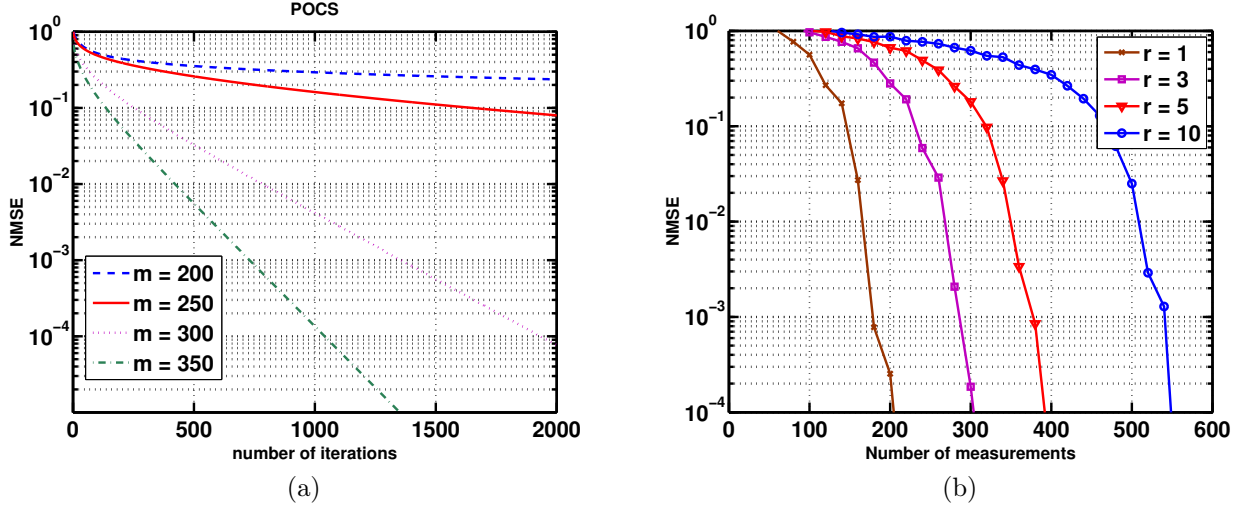


Figure 3: The NMSE of the reconstructed covariance matrix via POCS for  $n = 40$ : (a) the NMSE versus the number of iterations for different numbers of measurements when  $r = 3$ ; (b) the NMSE versus the number of measurements for different ranks when running 2000 iterations.

## 5.2 Recovery of Sparse Matrices

We perform a series of Monte Carlo trials for various parameters for matrices of dimensions  $50 \times 50$ . We first generate PSD sparse covariance matrices in the following way. For each sparsity value  $k$ , we generate a  $\sqrt{k} \times \sqrt{k}$  matrix via  $\Sigma_k = \mathbf{L}\mathbf{L}^T$ , where  $\mathbf{L}$  is a  $\sqrt{k} \times \sqrt{k}$  matrix with independent Gaussian components. We

then randomly select  $\sqrt{k}$  rows and columns of  $\Sigma$  and embed  $\Sigma_k$  into the corresponding  $\sqrt{k} \times \sqrt{k}$  submatrix; all other entries of  $\Sigma$  are set to 0. In addition, we also conduct numerical simulations for general symmetric sparse matrices, where the non-zero entries are drawn from i.i.d. Gaussian distribution and the support are randomly chosen. For each  $(m, k)$  pair in each scenario, we repeated the experiments 20 times, and solve it using CVX. Again, a matrix  $\Sigma$  is claimed to be recovered if the solution  $\hat{\Sigma}$  returned by the solver satisfies  $\|\hat{\Sigma} - \Sigma\|_F / \|\Sigma\|_F < 10^{-3}$ . Figure 4 illustrates the empirical success probability in these Monte Carlo experiments. For ease of comparison, we also plot the degrees of freedom in red lines, which is  $\frac{\sqrt{k}(\sqrt{k}+1)}{2}$  in our case. It turns out that the practical phase transition curve is close to the theoretic sampling limit, which demonstrates the optimality of our algorithm.

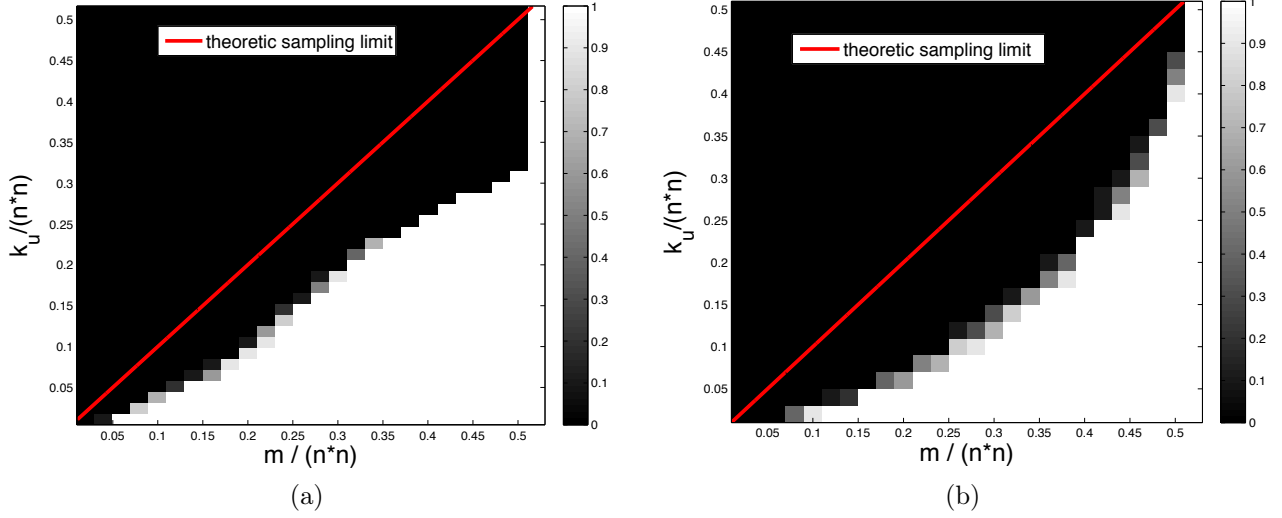


Figure 4: Reconstruction of sparse matrices from Gaussian quadratic measurements when  $n = 50$ . For ease of comparison, we let  $k_u$  denote the number of non-zero entries above or on the main diagonal, which represents the degrees of freedom for symmetric matrices. For each  $(m, k_u)$  pair, we conducted Monte Carlo experiments 20 times. A PSD matrix  $\Sigma$  and  $m$  sensing vectors are selected at random. The colormap for each cell and the red line reflects the empirical probability of success and the information theoretic limit, respectively. The results are shown for (a) sparse PSD matrices, and (b) sparse symmetric matrices.

Another numerical example concerns recovery of a random symmetric sparse matrix (not necessarily PSD). We randomly generated a symmetric sparse matrix of sparsity level  $k$  with  $n = 40$ , and sketched it with i.i.d. Gaussian vectors. For each pair of  $(r, m)$ , we perform 10 independent runs where in each run the sensing matrix is generated with i.i.d. standard Gaussian entries. Fig. 5 (a) shows the average NMSE with respect to  $m$  for different sparsity levels when there is no noise. We further introduce additive bounded noise to each measurement by letting  $\lambda_i$  be generated from  $\sigma \cdot \mathcal{U}[-1, 1]$ , and run 10 trials for each pair of  $(\sigma, m)$ . Fig. 5 (b) shows the average NMSE when  $k = 240$  for different noise levels by setting  $\epsilon = \sigma m$  in (13).

## 6 Conclusions and Future Work

In this paper, we investigate a general covariance estimation problem under a quadratic sampling model. This sampling model acts as an effective signal processing method for real-time data with limited memory, and subsumes many sampling strategies where we can only obtain magnitude or energy samples. Two of the most popular covariance structures, i.e. sparsity and low rank, have been explored.

Our results indicate that covariance matrices under the above structural assumptions can be perfectly recovered from a small set of quadratic measurements and minimal storage, as long as the sensing vectors are i.i.d. drawn from sub-Gaussian distributions. The recovery can be achieved via efficient convex programming as soon as the number of measurements exceeds the fundamental sampling theoretic limit. We also observe universal recovery phenomena, in the sense that once the sensing vectors are chosen, all covariance matrices

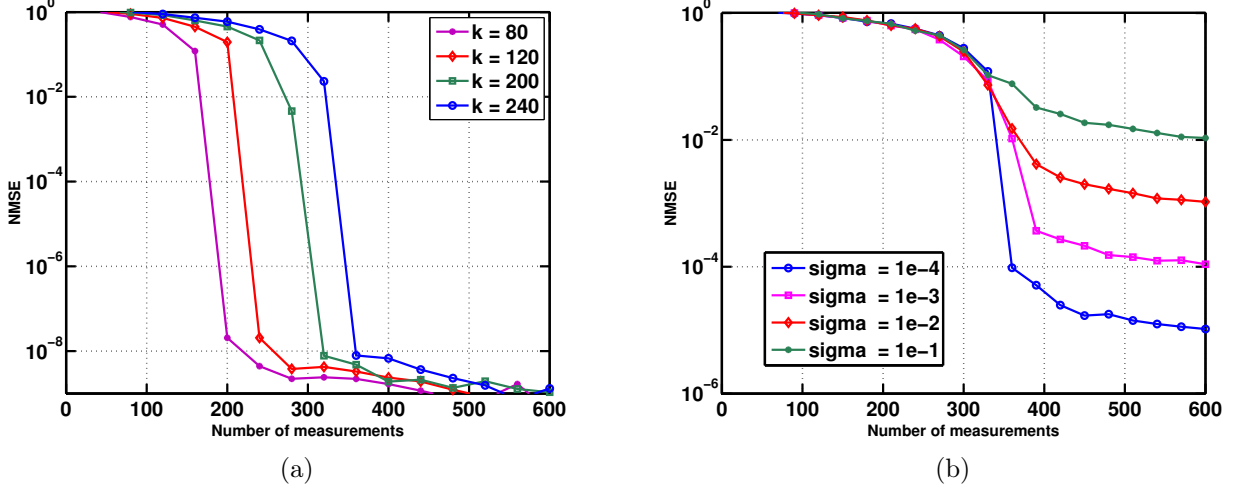


Figure 5: The NMSE of the reconstructed sparse matrix via  $\ell_1$  minimization versus the number of measurements when  $n = 40$ : (a) for different sparsity level when no noise is present; (b) for different noise levels when  $k = 240$ .

possessing the presumed structure can be recovered. Our results highlight the stability and robustness of the convex program in the presence of noise and imperfect structural assumptions. The performance guarantees are established via a novel notion of a mixed-norm restricted isometry property ( $\text{RIP-}\ell_2/\ell_1$ ), which significantly simplifies the proof.

Several future directions of interest are as follows.

- Another covariance structure of interest is an approximately *sparse inverse covariance matrix* rather than a sparse covariance matrix. In particular, when the signals are jointly Gaussian, the inverse covariance matrix encodes the conditional independence, which is often sparse [44]. It remains to be seen whether the measurement scheme in (1) can be used to recover a sparse inverse covariance matrix.
- It will be interesting to explore whether more general types of sampling models satisfy  $\text{RIP-}\ell_2/\ell_1$ . For instance, when the sensing vectors do not have i.i.d. entries, more delicate mathematical tricks are necessary to establish  $\text{RIP-}\ell_2/\ell_1$ .
- In the case where  $\text{RIP-}\ell_2/\ell_1$  does not hold or is difficult to evaluate (e.g. the case with random Fourier sampling vectors), it would be interesting to develop an RIP-less theory as the one developed for linear measurement models [45].

## Acknowledgements

The authors would like to thank Emmanuel Candès for valuable discussions. The work of Y. Chen and A. J. Goldsmith is supported by the NSF Center for Science of Information. The work of Y. Chi is partially supported by a Google Faculty Research Award.

## A Proof of Main Results

We provide an analysis framework for matrix recovery from quadratic measurements that achieves theoretic sampling limits. Our proof is short, self-contained, and uses very simple analysis. Specifically, Theorems 1 and 2 can be proved if we can ensure reasonably small  $\text{RIP-}\ell_2/\ell_1$  constants w.r.t. the auxiliary operator  $\mathcal{B}$ , which we have established in Section 3.2.

### A.1 Proof of Theorem 1

**Lemma 1.** Consider any matrix  $\Sigma = \Sigma_r + \Sigma_c$ , where  $\Sigma_r$  is the best rank- $r$  approximation of  $\Sigma$ . If there exists a number  $K_1 > 2r$  such that

$$\frac{1 - \delta_{2r+K_1}^{\text{lb}}}{\sqrt{2}} - (1 + \delta_{K_1}^{\text{ub}}) \sqrt{\frac{2r}{K_1}} \geq \beta_1 > 0 \quad (23)$$

holds for some absolute constant  $\beta$ , then the minimizer  $\hat{\Sigma}$  to (8) obeys

$$\left\| \hat{\Sigma} - \Sigma \right\|_{\text{F}} \leq C_1 \frac{\|\Sigma_c\|_*}{\sqrt{K_1}} + C_2 \frac{\epsilon}{m} \quad (24)$$

for some constants  $C_1$  and  $C_2$  depending only on the restricted isometry constants and  $\beta_1$ .

*Proof.* See Appendix C. □

By choosing  $K_1 = 8 \left( \frac{4c_2}{c_1} \right)^2 r \geq 8 \left( \frac{1 + \delta_{K_1}^{\text{ub}}}{1 - \delta_{2r+K_1}^{\text{lb}}} \right)^2 r$  for the universal constants  $c_1, c_2$  given in Corollary 1, we obtain (23) when  $m > c_4 (K_1 + 2r) n$  for some constant  $c_4$ . This establishes Theorem 1.

### A.2 Proof of Theorem 2

**Lemma 2.** Consider any matrix  $\Sigma = \Sigma_\Omega + \Sigma_{\Omega^c}$ , where  $\Sigma_\Omega$  is the best  $k$ -term approximation of  $\Sigma$ . If there exists a number  $K_2 > 2k$  such that

$$\frac{(1 - \gamma_{k+K_2}^{\text{lb}})}{\sqrt{2}} - (1 + \gamma_{K_2}^{\text{ub}}) \sqrt{\frac{k}{K_2}} \geq \beta_2 > 0 \quad (25)$$

holds for some absolute constant  $\beta_2$ , then the minimizer  $\hat{\Sigma}$  to (8) obeys

$$\left\| \hat{\Sigma} - \Sigma \right\|_{\text{F}} \leq C_1 \frac{\|\Sigma_{\Omega^c}\|_1}{\sqrt{K_1}} + C_2 \frac{\epsilon}{m} \quad (26)$$

for some constants  $C_1$  and  $C_2$  depending only on the restricted isometry constants and  $\beta_2$ .

*Proof.* See Appendix D. □

By choosing  $K_2 = 4 \left( \frac{4c_2}{c_1} \right)^2 r \geq 4 \left( \frac{1 + \gamma_{K_2}^{\text{ub}}}{1 - \gamma_{k+K_2}^{\text{lb}}} \right)^2 k$ , one can obtain (25) as soon as  $m > c_4 (K_2 + 2k) \log n$  for some constant  $c_4$ . This establishes Theorem 2.

### A.3 Proof of Theorem 3

The proof of Theorem 3 is again established upon the mixed-norm isometry metric  $\text{RIP-}\ell_2/\ell_1$ , where the following lemma provides the theoretical guarantee when  $\text{RIP-}\ell_2/\ell_1$  holds. When specialized to this problem, the  $\text{RIP-}\ell_2/\ell_1$  can be defined as follows.

**Definition 3.** *[RIP- $\ell_2/\ell_1$  for low-rank plus sparse matrices]* For the set of matrices

$$\mathcal{M}_{r,k} = \{ \mathbf{X}_1 + \mathbf{X}_2 \mid \text{rank}(\mathbf{X}_1) \leq r, \|\mathbf{X}_2\|_0 \leq k \},$$

we define the  $\text{RIP-}\ell_2/\ell_1$  constants  $\delta_{r,k}^{\text{lb}}$  and  $\delta_{r,k}^{\text{ub}}$  w.r.t. an operator  $\mathcal{B}$  as the smallest numbers such that

$$\forall \mathbf{X} \in \mathcal{M}_{r,k} : \quad (1 - \delta_{r,k}^{\text{lb}}) \|\mathbf{X}\|_{\text{F}} \leq \frac{1}{m} \|\mathcal{B}(\mathbf{X})\|_1 \leq (1 + \delta_{r,k}^{\text{ub}}) \|\mathbf{X}\|_{\text{F}}.$$

This specialized  $\text{RIP-}\ell_2/\ell_1$  concept allows us to prove the theorem through the following lemma.



**Lemma 3.** Set  $\lambda$  to be any number within the interval  $\left[\frac{1}{n}, \frac{1}{\sqrt{k}} \frac{\|\mathbf{x}_\Omega\|_F}{\|\mathbf{x}_\Omega\|_1}\right]$ . Suppose that  $\mathbf{x}_\Omega$  is the best  $k$ -sparse approximation of  $\mathbf{x}_0$ . If there exists a number  $K_1$  such that

$$\frac{\frac{1-\delta_{2K_1, 2\lambda^2 K_1}^{lb}}{\sqrt{3}} - \frac{3(1+\delta_{K_1, \lambda^2 K_1}^{ub})}{\sqrt{K_1}}}{2 \max \left\{ \frac{1+\delta_{K_1, \lambda^2 K_1}^{ub}}{\sqrt{K_1}}, 1 \right\}} \geq \beta_3 > 0, \quad \frac{1 + \delta_{K_1, \lambda^2 K_1}^{ub}}{(1 - \delta_{K_1, \lambda^2 K_1}^{lb}) \sqrt{K_1}} \leq \beta_4 \quad (27)$$

for some absolute constants  $\beta_3$  and  $\beta_4$ , then the solution  $\hat{\mathbf{X}}$  to (19) satisfies

$$\left\| \hat{\mathbf{X}} - \mathbf{x}_\Omega \mathbf{x}_\Omega^T \right\|_F \leq C \left( \left\| \mathbf{X} - \mathbf{x}_\Omega \mathbf{x}_\Omega^T \right\|_* + \lambda \left\| \mathbf{X} - \mathbf{x}_\Omega \mathbf{x}_\Omega^T \right\|_1 + \frac{\epsilon}{m} \right) \quad (28)$$

for some constant  $C$  that depends only on  $\beta_3$  and  $\beta_4$ .

*Proof.* See Appendix E. □

It remains to guarantee the existence of  $\beta_3$  and  $\beta_4$  as required in (27). Again, a standard covering argument as in [41] ensures small RIP- $\ell_2/\ell_1$  constants provided that  $m$  is about the order of  $\frac{1}{\lambda^2} \log n$ , which in turn establishes Theorem 3.

## B Proof of Proposition 1

To prove Proposition 1, we will first derive an upper bound and a lower bound on  $\mathbb{E}|\langle \mathbf{B}_i, \mathbf{X} \rangle|$ , and then apply the Bernstein-type inequality [46, Proposition 5.16] to establish the large deviation bound.

In order to derive an upper bound on  $\mathbb{E}|\langle \mathbf{B}_i, \mathbf{X} \rangle|$ , the key step is to apply the Hanson-Wright inequality [47, 48], which characterizes the concentration of measure for quadratic forms in sub-Gaussian random variables. We adopt the version in [48] and repeat it below for completeness.

**Lemma 4 (Hanson-Wright Inequality).** Let  $\mathbf{X} = (X_1, \dots, X_n) \in \mathbb{R}^n$  be a random vector with independent components  $X_i$  which satisfy  $\mathbb{E}X_i = 0$  and  $\|X_i\|_{\psi_2} \leq K$ . Let  $\mathbf{A}$  be an  $n \times n$  matrix. Then for any  $t > 0$ ,

$$\mathbb{P} \left\{ \left| \mathbf{X}^T \mathbf{A} \mathbf{X} - \mathbb{E} \mathbf{X}^T \mathbf{A} \mathbf{X} \right| > t \right\} \leq 2 \exp \left[ -c \min \left( \frac{t^2}{K^4 \|\mathbf{A}\|_F^2}, \frac{t}{K^2 \|\mathbf{A}\|} \right) \right] \quad (29)$$

Observe that  $\langle \mathbf{B}_i, \mathbf{X} \rangle$  can be written as a symmetric quadratic form in  $2n$  i.i.d. sub-Gaussian random variables:

$$\langle \mathbf{B}_i, \mathbf{X} \rangle = \begin{bmatrix} \mathbf{a}_{2i-1}^T & \mathbf{a}_{2i}^T \end{bmatrix} \begin{bmatrix} \mathbf{X} \\ -\mathbf{X} \end{bmatrix} \begin{bmatrix} \mathbf{a}_{2i-1} \\ \mathbf{a}_{2i} \end{bmatrix}.$$

The Hanson-Wright inequality (29) then asserts that: there exists an absolute constant  $c > 0$  such that for any matrix  $\mathbf{X}$ ,  $|\langle \mathbf{B}_i, \mathbf{X} \rangle| \leq t$  with probability at least

$$1 - 2 \exp \left[ -c \min \left( \frac{t^2}{4K^4 \|\mathbf{X}\|_F^2}, \frac{t}{K^2 \|\mathbf{X}\|} \right) \right].$$

This indicates that  $\langle \mathbf{B}_i, \mathbf{X} \rangle$  is a sub-exponential random variable [46] satisfying

$$\mathbb{E}|\langle \mathbf{B}_i, \mathbf{X} \rangle| \leq c_1 \|\mathbf{X}\|_F \quad (30)$$

for some positive constant  $c_1$ .

On the other hand, to derive a lower bound on  $\mathbb{E}|\langle \mathbf{B}_i, \mathbf{X} \rangle|$ , we notice that for a random variable  $\xi$ , repeatedly applying the Cauchy-Schwartz inequality yields

$$(\mathbb{E}\xi^2)^2 \leq \mathbb{E}|\xi| \mathbb{E}|\xi|^3 \leq \mathbb{E}|\xi| \sqrt{\mathbb{E}\xi^2 \mathbb{E}\xi^4},$$

which further leads to

$$\mathbb{E} |\xi| \geq \sqrt{\frac{(\mathbb{E} \xi^2)^3}{\mathbb{E} \xi^4}}. \quad (31)$$

Let  $\xi := \langle \mathbf{B}_i, \mathbf{X} \rangle$ , of which the second moment can be expressed as

$$\mathbb{E} \xi^2 = \mathbb{E} |\langle \mathbf{B}_i, \mathbf{X} \rangle|^2 = \langle \mathbf{X}, \mathbb{E} (\mathcal{B}_i^* \mathcal{B}_i) \mathbf{X} \rangle.$$

Simple algebraic manipulation yields

$$\mathbb{E} (\mathcal{B}_i^* \mathcal{B}_i) (\mathbf{X}) = 4\mathbf{X} + 2(\mu_4 - 3) \text{diag}(\mathbf{X}),$$

and hence

$$\begin{aligned} \mathbb{E} \xi^2 &= 4 \|\mathbf{X}\|_{\text{F}}^2 + 2(\mu_4 - 3) \sum_{i=1}^n |\mathbf{X}_{ii}|^2 \\ &\geq \min\{4, 2(\mu_4 - 1)\} \|\mathbf{X}\|_{\text{F}}^2 = c_2 \|\mathbf{X}\|_{\text{F}}^2, \end{aligned} \quad (32)$$

where  $c_2 := \min\{4, 2(\mu_4 - 1)\}$ . Furthermore, since  $\xi := \langle \mathbf{B}_i, \mathbf{X} \rangle$  has been shown to be sub-exponential with sub-exponential norm  $O(\|\mathbf{X}\|_{\text{F}})$ , one can derive [46]

$$\mathbb{E} \xi^4 = \left(4 \|\xi\|_{\psi_1}\right)^4 \leq c_3 \|\mathbf{X}\|_{\text{F}}^4 \quad (33)$$

for some constant  $c_7 > 0$ . This taken collectively with (31) and (32) gives rise to

$$\mathbb{E} |\langle \mathbf{B}_i, \mathbf{X} \rangle| \geq \sqrt{\frac{c_2^3 \|\mathbf{X}\|_{\text{F}}^6}{c_3 \|\mathbf{X}\|_{\text{F}}^4}} = c_4 \|\mathbf{X}\|_{\text{F}}$$

for some constant  $c_4 > 0$ .

Now, we are ready to characterize the concentration of  $\langle \mathbf{B}_i, \mathbf{X} \rangle$ , which is a simple consequence of the following sub-exponential variant of Bernstein inequality.

**Lemma 5.** [46, Proposition 5.16] *Let  $X_1, \dots, X_m$  be independent sub-exponential random variables with  $\mathbb{E} X_i = 0$  and  $K = \max_i \|X_i\|_{\psi_1}$ . Then for every  $t > 0$ , we have*

$$\mathbb{P} \left\{ \frac{1}{m} \left| \sum_{i=1}^m X_i \right| \geq t \right\} \leq 2 \exp \left[ -cm \min \left( \frac{t^2}{K^2}, \frac{t}{K} \right) \right] \quad (34)$$

where  $c$  is an absolute constant.

For any matrix  $\mathbf{X}$ , let  $X_i = |\langle \mathbf{B}_i, \mathbf{X} \rangle| - \mathbb{E} |\langle \mathbf{B}_i, \mathbf{X} \rangle|$ ,  $i = 1, \dots, m$ . It is apparent that  $X_i$ 's satisfy the conditions in Lemma 5, therefore for any  $\epsilon > 0$ , we have

$$\left| \frac{1}{m} \|\mathcal{B}(\mathbf{X})\|_1 - \frac{1}{m} \mathbb{E} \|\mathcal{B}(\mathbf{X})\|_1 \right| \leq \epsilon \|\mathbf{X}\|_{\text{F}}$$

with probability exceeding  $1 - 2 \exp(-cm\epsilon)$  for some absolute constant  $c > 0$ . This yields

$$\frac{1}{m} \|\mathcal{B}(\mathbf{X})\|_1 \leq \frac{1}{m} \mathbb{E} \|\mathcal{B}(\mathbf{X})\|_1 + \epsilon \|\mathbf{X}\|_{\text{F}} \leq (c_1 + \epsilon) \|\mathbf{X}\|_{\text{F}}$$

and

$$\frac{1}{m} \|\mathcal{B}(\mathbf{X})\|_1 \geq \frac{1}{m} \mathbb{E} \|\mathcal{B}(\mathbf{X})\|_1 - \epsilon \|\mathbf{X}\|_{\text{F}} \geq (c_4 - \epsilon) \|\mathbf{X}\|_{\text{F}}$$

with probability at least  $1 - 2 \exp(-cm\epsilon)$ , where the constants  $c$ ,  $c_1$  and  $c_4$  depend only on the sub-Gaussian norm of  $a_i$ . Renaming the universal constants establishes Proposition 1.

## C Proof of Lemma 1

We first introduce a few mathematical notations before proceeding to the proof. Let the singular value decomposition of a rank- $r$  matrix  $\Sigma$  be  $\Sigma = \mathbf{U}\mathbf{\Lambda}\mathbf{V}^T$ , then the tangent space  $T$  at the point  $\Sigma$  is defined as  $T := \left\{ \mathbf{U}\mathbf{M}_1 + \mathbf{M}_2\mathbf{V}^T \mid \mathbf{M}_1 \in \mathbb{R}^{r \times n}, \mathbf{M}_2 \in \mathbb{R}^{n \times r} \right\}$ . We denote by  $\mathcal{P}_T$  and  $\mathcal{P}_{T^\perp}$  the orthogonal projection onto  $T$  and its orthogonal complement, respectively. For notational simplicity, we denote  $\mathbf{H}_T := \mathcal{P}_T(\mathbf{H})$  and  $\mathbf{H}_{T^\perp} := \mathbf{H} - \mathcal{P}_T(\mathbf{H})$  for any matrices  $\mathbf{H} \in \mathbb{R}^{n \times n}$ .

Write  $\Sigma := \Sigma_r + \Sigma_c$ , where  $\Sigma_r$  represents the best rank- $r$  approximation of  $\Sigma$ . Denote by  $T$  the tangent space with respect to  $\Sigma_r$ . Suppose that the solution to (8) is given by  $\hat{\Sigma} = \Sigma + \mathbf{H}$  for some matrix  $\mathbf{H}$ . The optimality of  $\hat{\Sigma}$  yields

$$\begin{aligned} 0 &\geq \|\Sigma + \mathbf{H}\|_* - \|\Sigma\|_* \\ &\geq \|\Sigma_r + \mathbf{H}\|_* - \|\Sigma_c\|_* - \|\Sigma\|_* \\ &\geq \|\Sigma_r + \mathbf{H}_{T^\perp}\|_* - \|\mathbf{H}_T\|_* - \|\Sigma_r\|_* - 2\|\Sigma_c\|_* \\ &= \|\Sigma_r\|_* + \|\mathbf{H}_{T^\perp}\|_* - \|\mathbf{H}_T\|_* - \|\Sigma_r\|_* - 2\|\Sigma_c\|_*, \end{aligned}$$

which leads to

$$\|\mathbf{H}_{T^\perp}\|_* \leq \|\mathbf{H}_T\|_* + 2\|\Sigma_c\|_*. \quad (35)$$

We then divide  $\mathbf{H}_{T^\perp}$  into  $M = \left\lceil \frac{n-r}{K_1} \right\rceil$  orthogonal matrices  $\mathbf{H}_1, \mathbf{H}_2, \dots, \mathbf{H}_M$  satisfying the following: (i) the largest singular value of  $\mathbf{H}_{i+1}$  does not exceed the smallest non-zero singular value of  $\mathbf{H}_i$ , and (ii)

$$\|\mathbf{H}_{T^\perp}\|_* = \sum_{i=1}^M \|\mathbf{H}_i\|_* \quad \text{and} \quad \text{rank}(\mathbf{H}_i) = K_1 \quad (1 \leq i \leq M-1). \quad (36)$$

Along with the bound (35), this yields that

$$\sum_{i \geq 2} \|\mathbf{H}_i\|_F \leq \frac{1}{\sqrt{K_1}} \sum_{i \geq 2} \|\mathbf{H}_{i-1}\|_* \leq \frac{1}{\sqrt{K_1}} \|\mathbf{H}_{T^\perp}\|_* \leq \frac{1}{\sqrt{K_1}} (\|\mathbf{H}_T\|_* + 2\|\Sigma_c\|_*). \quad (37)$$

It then follows that  $\frac{1}{m} \|\mathcal{B}(\mathbf{H})\|_1 \leq \frac{2}{m} \|\mathcal{A}(\Sigma) - \mathbf{y}\|_1 \leq \frac{2\epsilon}{m}$ , and that

$$\begin{aligned} \frac{2\epsilon}{m} &\geq \frac{1}{m} \|\mathcal{B}(\mathbf{H})\|_1 \\ &\geq \frac{1}{m} \|\mathcal{B}(\mathbf{H}_T + \mathbf{H}_1)\|_1 - \sum_{i \geq 2} \frac{1}{m} \|\mathcal{B}(\mathbf{H}_i)\|_1 \\ &\geq (1 - \delta_{2r+K_1}^{\text{lb}}) \|\mathbf{H}_T + \mathbf{H}_1\|_F - (1 + \delta_{K_1}^{\text{ub}}) \sum_{i \geq 2} \|\mathbf{H}_i\|_F \\ &\geq \frac{(1 - \delta_{2r+K_1}^{\text{lb}})}{\sqrt{2}} (\|\mathbf{H}_T\|_F + \|\mathbf{H}_1\|_F) - \frac{(1 + \delta_{K_1}^{\text{ub}})}{\sqrt{K_1}} (\|\mathbf{H}_T\|_* + 2\|\Sigma_c\|_*). \end{aligned}$$

By reorganizing the terms and  $\|\mathbf{H}_T\|_* \leq \sqrt{2r} \|\mathbf{H}_T\|_F$ , one can derive

$$\left[ \frac{(1 - \delta_{2r+K_1}^{\text{lb}})}{\sqrt{2}} - \frac{(1 + \delta_{K_1}^{\text{ub}}) \sqrt{2r}}{\sqrt{K_1}} \right] \|\mathbf{H}_T\|_F + \frac{(1 - \delta_{2r+K_1}^{\text{lb}})}{\sqrt{2}} \|\mathbf{H}_1\|_F \leq \frac{2(1 + \delta_{K_1}^{\text{ub}})}{\sqrt{K_1}} \|\Sigma_c\|_* + \frac{2\epsilon}{m}. \quad (38)$$

The bound (38) allows us to see that if  $\frac{1 - \delta_{2r+K_1}^{\text{lb}}}{\sqrt{2}} - (1 + \delta_{K_1}^{\text{ub}}) \sqrt{\frac{2r}{K_1}} \geq \beta_1 > 0$  for some absolute constant  $\beta_1$ , then one has

$$\|\mathbf{H}_T\|_F + \|\mathbf{H}_1\|_F \leq \frac{2}{\beta_1} \left( \frac{(1 + \delta_{K_1}^{\text{ub}})}{\sqrt{K_1}} \|\Sigma_c\|_* + \frac{\epsilon}{m} \right). \quad (39)$$

On the other hand, (37) allows us to bound

$$\begin{aligned} \sum_{i \geq 2} \|\mathbf{H}_i\|_F &\leq \frac{1}{\sqrt{K_1}} (\|\mathbf{H}_T\|_* + 2\|\boldsymbol{\Sigma}_c\|_*) \\ &\leq \sqrt{\frac{2r}{K_1}} \|\mathbf{H}_T\|_F + \frac{2}{\sqrt{K_1}} \|\boldsymbol{\Sigma}_c\|_*. \end{aligned} \quad (40)$$

This taken collectively with (39) establishes

$$\|\mathbf{H}\|_F \leq C_1 \frac{\|\boldsymbol{\Sigma}_c\|_*}{\sqrt{K_1}} + C_2 \frac{\epsilon}{m}$$

for some absolute constants  $C_1$  and  $C_2$ .

## D Proof of Lemma 2

For an index set  $\Omega$ , let  $\mathcal{P}_\Omega$  as the orthogonal projection onto the index set  $\Omega$ . We denote  $\mathbf{H}_\Omega$  as the matrix supported on  $\mathbf{H}_\Omega = \mathcal{P}_\Omega(\mathbf{H})$  and  $\mathbf{H}_{\Omega^\perp}$  as the projection onto the complement support set  $\Omega^\perp$ . Write  $\hat{\boldsymbol{\Sigma}} = \boldsymbol{\Sigma} + \mathbf{H}$ , and  $\boldsymbol{\Sigma} = \boldsymbol{\Sigma}_{\Omega_0} + \boldsymbol{\Sigma}_{\Omega_0^c}$ , where  $\Omega_0$  denotes the support of the  $k$  largest entries of  $\boldsymbol{\Sigma}$ . The feasibility constraint yields

$$\frac{1}{m} \|\mathcal{B}(\mathbf{H})\|_1 \leq \frac{2}{m} \|\mathcal{A}(\hat{\boldsymbol{\Sigma}}) - \mathcal{A}(\boldsymbol{\Sigma})\|_1 \leq \frac{2\epsilon}{m}.$$

The triangle inequality of  $\ell_1$  norm gives

$$\|\hat{\boldsymbol{\Sigma}} - \boldsymbol{\Sigma}\|_1 \leq \|\hat{\boldsymbol{\Sigma}} - \boldsymbol{\Sigma}_{\Omega_0}\|_1 + \|\boldsymbol{\Sigma}_{\Omega_0^c}\|_1$$

Decompose  $\mathbf{H}_{\Omega_0^c}$  into a collection of  $M_2$  matrices  $\mathbf{H}_{\Omega_1}, \mathbf{H}_{\Omega_2}, \dots, \mathbf{H}_{M_2}$ , where  $\|\mathbf{H}_{\Omega_i}\|_0 = K_2$  for all  $1 \leq i < M_2$ ,  $\mathbf{H}_{\Omega_1}$  consists of the  $K_2$  largest entries of  $\mathbf{H}_{\Omega_0^c}$ ,  $\mathbf{H}_{\Omega_2}$  consists of the  $K_2$  largest entries of  $\mathbf{H}_{(\Omega_0 \cup \Omega_1)^c}$ , and so on. A similar argument as in [36] implies

$$\sum_{i \geq 2} \|\mathbf{H}_{\Omega_i}\|_F \leq \frac{1}{\sqrt{K_2}} \sum_{i \geq 1} \|\mathbf{H}_{\Omega_i}\|_1 = \frac{1}{\sqrt{K_2}} \|\mathbf{H}_{\Omega_0^c}\|_1. \quad (41)$$

The optimality of  $\hat{\boldsymbol{\Sigma}}$  yields

$$\begin{aligned} \|\boldsymbol{\Sigma}\|_1 &\geq \|\boldsymbol{\Sigma} + \mathbf{H}\|_1 = \|\boldsymbol{\Sigma}_{\Omega_0} + \mathbf{H}\|_1 - \|\boldsymbol{\Sigma}_{\Omega_0^c}\|_1 \\ &\geq \|\boldsymbol{\Sigma}_{\Omega_0}\|_1 + \|\mathbf{H}_{\Omega_0^c}\|_1 - \|\mathbf{H}_{\Omega_0}\|_1 - \|\boldsymbol{\Sigma}_{\Omega_0^c}\|_1, \end{aligned}$$

which gives

$$\|\mathbf{H}_{\Omega_0^c}\|_1 \leq \|\mathbf{H}_{\Omega_0}\|_1 + 2\|\boldsymbol{\Sigma}_{\Omega_0^c}\|_1.$$

Combining the above bound and (41) leads to

$$\begin{aligned} \sum_{i \geq 2} \|\mathbf{H}_{\Omega_i}\|_F &\leq \frac{1}{\sqrt{K_2}} (\|\mathbf{H}_{\Omega_0}\|_1 + 2\|\boldsymbol{\Sigma}_{\Omega_0^c}\|_1) \\ &\leq \frac{1}{\sqrt{K_2}} \left( \sqrt{k} \|\mathbf{H}_{\Omega_0}\|_F + 2\|\boldsymbol{\Sigma}_{\Omega_0^c}\|_1 \right). \end{aligned} \quad (42)$$

It then follows that

$$\begin{aligned} \frac{2\epsilon}{m} &\geq \frac{1}{m} \|\mathcal{B}(\mathbf{H})\|_1 \\ &\geq \frac{1}{m} \|\mathcal{B}(\mathbf{H}_{\Omega_0} + \mathbf{H}_{\Omega_1})\|_1 - \frac{1}{m} \sum_{i \geq 2} \|\mathcal{B}(\mathbf{H}_{\Omega_i})\|_1 \\ &\geq (1 - \gamma_{k+K_2}^{\text{lb}}) \|\mathbf{H}_{\Omega_0} + \mathbf{H}_{\Omega_1}\|_F - (1 + \gamma_{K_2}^{\text{ub}}) \sum_{i \geq 2} \|\mathbf{H}_{\Omega_i}\|_F \\ &\geq \frac{(1 - \gamma_{k+K_2}^{\text{lb}})}{\sqrt{2}} (\|\mathbf{H}_{\Omega_0}\|_F + \|\mathbf{H}_{\Omega_1}\|_F) - \frac{(1 + \gamma_{K_2}^{\text{ub}})}{\sqrt{K_2}} \left( \sqrt{k} \|\mathbf{H}_{\Omega_0}\|_F + 2\|\boldsymbol{\Sigma}_{\Omega_0^c}\|_1 \right). \end{aligned}$$

Reorganizing the above equation yields

$$\left[ \frac{(1 - \gamma_{k+K_2}^{\text{lb}})}{\sqrt{2}} - \frac{(1 + \gamma_{K_2}^{\text{ub}}) \sqrt{k}}{\sqrt{K_2}} \right] \|\mathbf{H}_{\Omega_0}\|_{\text{F}} + \frac{(1 - \gamma_{k+K_2}^{\text{lb}})}{\sqrt{2}} \|\mathbf{H}_{\Omega_1}\|_{\text{F}} \leq \frac{2(1 + \gamma_{K_2}^{\text{ub}})}{\sqrt{K_2}} \|\boldsymbol{\Sigma}_{\Omega^c}\|_1 + \frac{2\epsilon}{m}.$$

When Assumption (25) is satisfied, one has

$$\|\mathbf{H}_{\Omega_0}\|_{\text{F}} + \|\mathbf{H}_{\Omega_1}\|_{\text{F}} \leq \frac{2}{\beta_2} \left[ \frac{(1 + \gamma_{K_2}^{\text{ub}})}{\sqrt{K_2}} \|\boldsymbol{\Sigma}_{\Omega^c}\|_1 + \frac{\epsilon}{m} \right].$$

This along with (42) gives

$$\|\mathbf{H}\|_{\text{F}} \leq C_1 \frac{\|\boldsymbol{\Sigma}_{\Omega^c}\|_1}{\sqrt{K_2}} + C_2 \frac{\epsilon}{m}$$

for some constants  $C_1$  and  $C_2$ .

## E Proof of Lemma 3

Before proceeding to the proof, we introduce a few notations for convenience of presentation. Let  $\mathbf{X} := \mathbf{x}\mathbf{x}^T$ ,  $\mathbf{X}_{\Omega} := \mathbf{x}_{\Omega}\mathbf{x}_{\Omega}^T$  and  $\mathbf{X}_c := \mathbf{X} - \mathbf{X}_{\Omega}$ , where  $\mathbf{x}_{\Omega}$  denotes the  $k$ -sparse approximation of  $\mathbf{x}$  whose support is denoted by  $\Omega$ . We set  $\mathbf{u} := \frac{1}{\|\mathbf{x}_{\Omega}\|_{\text{F}}} \mathbf{x}_{\Omega}$ , and hence the tangent space  $T$  with respect to  $\mathbf{X}_{\Omega}$  and its orthogonal complement  $T^{\perp}$  are characterized by

$$T := \{\mathbf{u}\mathbf{z}^T + \mathbf{z}\mathbf{u}^T \mid \mathbf{z} \in \mathbb{R}^n\}, \quad T^{\perp} := \{(\mathbf{I} - \mathbf{u}\mathbf{u}^T) \mathbf{M} (\mathbf{I} - \mathbf{u}\mathbf{u}^T) \mid \mathbf{M} \in \mathbb{R}^{n \times n}\}.$$

We adopt the notations introduced in [28] as follows: let  $\Omega$  denote the support of  $\mathbf{X}_{\Omega}$ , and decompose the entire matrix space into the direct sum of 3 subspaces as

$$(T \cap \Omega) \oplus (T^{\perp} \cap \Omega) \oplus (\Omega^{\perp}). \quad (43)$$

In fact, one can verify that

$$T \cap \Omega = \{\mathbf{u}\mathbf{z}^T + \mathbf{z}\mathbf{u}^T \mid \mathbf{z}_{\Omega^c} = \mathbf{0}\},$$

and that both the column and row spaces of  $T^{\perp} \cap \Omega$  can be spanned by a set of  $k - 1$  orthonormal vectors that are supported on  $\Omega$  and orthogonal to  $\mathbf{u}$ . As pointed out by [28],  $T$  and  $\Omega$  are compatible in the sense that

$$\mathcal{P}_T \mathcal{P}_{\Omega} = \mathcal{P}_{\Omega} \mathcal{P}_T = \mathcal{P}_{T \cap \Omega}. \quad (44)$$

Suppose that  $\hat{\mathbf{X}} = \mathbf{x}\mathbf{x}^T + \mathbf{H}$  is the solution to (19). Then for any  $\mathbf{W} \in T^{\perp}$  and  $\mathbf{Y} \in \Omega^{\perp}$  satisfying  $\|\mathbf{W}\| \leq 1$  and  $\|\mathbf{Y}\|_{\infty} \leq \infty$ , the matrix  $\mathbf{u}\mathbf{u}^T + \mathbf{W} + \lambda \text{sign}(\mathbf{u}) \text{sign}(\mathbf{u})^T + \lambda \mathbf{Y}$  forms a subgradient of the function  $\|\cdot\|_* + \lambda \|\cdot\|_1$  at point  $\mathbf{X}_{\Omega}$ . If we pick  $\mathbf{W}$  and  $\mathbf{Y}$  such that  $\mathbf{Y} = \text{sgn}(\mathbf{H}_{\Omega^{\perp}})$  and  $\langle \mathbf{W}, \mathbf{H} \rangle = \|\mathbf{H}_{T^{\perp} \cap \Omega}\|_*$ , then

$$0 \geq \|\mathbf{X} + \mathbf{H}\|_* + \lambda \|\mathbf{X} + \mathbf{H}\|_1 - \|\mathbf{X}\|_* - \lambda \|\mathbf{X}\|_1 \quad (45)$$

$$\geq \|\mathbf{X}_{\Omega} + \mathbf{H}\|_* - \|\mathbf{X}_c\|_* + \lambda \|\mathbf{X}_{\Omega} + \mathbf{H}\|_1 - \lambda \|\mathbf{X}_c\|_1 - \|\mathbf{X}_{\Omega}\|_* - \|\mathbf{X}_c\|_* - \lambda \|\mathbf{X}_{\Omega}\|_1 - \lambda \|\mathbf{X}_c\|_1 \quad (46)$$

$$\geq \langle \mathbf{u}\mathbf{u}^T + \mathbf{W}, \mathbf{H} \rangle + \langle \lambda \text{sign}(\mathbf{u}) \text{sign}(\mathbf{u})^T + \lambda \mathbf{Y}, \mathbf{H} \rangle - 2 \|\mathbf{X}_c\|_* - 2 \lambda \|\mathbf{X}_c\|_1 \quad (47)$$

$$\begin{aligned} &= \langle \mathbf{u}\mathbf{u}^T, \mathbf{H}_T \rangle + \lambda \langle \mathcal{P}_T (\text{sign}(\mathbf{u}) \text{sign}(\mathbf{u})^T), \mathbf{H}_T \rangle + \lambda \langle \mathcal{P}_{T^{\perp}} (\text{sign}(\mathbf{u}) \text{sign}(\mathbf{u})^T), \mathbf{H}_{T^{\perp}} \rangle \\ &\quad + \|\mathbf{H}_{T^{\perp} \cap \Omega}\|_* + \lambda \|\mathbf{H}_{\Omega^{\perp}}\|_1 - 2 \|\mathbf{X}_c\|_* - 2 \lambda \|\mathbf{X}_c\|_1 \\ &\geq \langle \mathbf{u}\mathbf{u}^T + \lambda \mathcal{P}_T (\text{sign}(\mathbf{u}) \text{sign}(\mathbf{u})^T), \mathbf{H}_{T \cap \Omega} \rangle + \|\mathbf{H}_{T^{\perp} \cap \Omega}\|_* + \lambda \|\mathbf{H}_{\Omega^{\perp}}\|_1 - 2 \|\mathbf{X}_c\|_* - 2 \lambda \|\mathbf{X}_c\|_1, \end{aligned} \quad (48)$$

where (45) follows from the optimality of  $\hat{\mathbf{X}}$ , (46) follows from the definitions of  $\mathbf{X}_{\Omega}$  and  $\mathbf{X}_c$  and the triangle inequality, (47) follows from the definition of sub gradient. Finally, (48) follows from the following two facts:

(i)  $\mathbf{H}_{T^{\perp}} \succeq 0$ , a consequence of the feasibility constraint of (19). This further gives

$$\langle \mathcal{P}_{T^{\perp}} (\text{sign}(\mathbf{u}) \text{sign}(\mathbf{u})^T), \mathbf{H}_{T^{\perp}} \rangle = \text{sign}(\mathbf{u})^T \mathbf{H}_{T^{\perp}} \text{sign}(\mathbf{u}) \geq 0.$$

(ii) It follows from (44) that

$$\left\langle \mathcal{P}_T \left( \text{sign}(\mathbf{u}) \text{sign}(\mathbf{u})^T \right), \mathbf{H}_T \right\rangle = \left\langle \mathcal{P}_{T \cap \Omega} \left( \text{sign}(\mathbf{u}) \text{sign}(\mathbf{u})^T \right), \mathbf{H}_{T \cap \Omega} \right\rangle. \quad (49)$$

Since any matrix in  $T$  has rank at most 2, one can bound

$$\begin{aligned} \left\| \mathcal{P}_T \left( \text{sign}(\mathbf{u}) \text{sign}(\mathbf{u})^T \right) \right\|_*^2 &\leq 2 \left\| \mathcal{P}_T \left( \text{sign}(\mathbf{u}) \text{sign}(\mathbf{u})^T \right) \right\|_F^2 \leq 4 \left\| \mathbf{u} \mathbf{u}^T \text{sign}(\mathbf{u}) \text{sign}(\mathbf{u})^T \right\|_F^2 \\ &= 4 |\langle \mathbf{u}, \text{sign}(\mathbf{u}) \rangle|^2 \|\text{sign}(\mathbf{u})\|_F^2 \\ &\leq 4k \|\mathbf{u}\|_1^2 \|\text{sign}(\mathbf{u})\|_\infty^2 \leq 4k \|\mathbf{u}\|_1^2 \leq \frac{4}{\lambda^2}. \end{aligned} \quad (50)$$

where (50) follows from the assumption on  $\lambda$ . Combining (50) with (48) yields

$$\begin{aligned} \|\mathbf{H}_{T^\perp \cap \Omega}\|_* + \lambda \|\mathbf{H}_{\Omega^\perp}\|_1 &\leq -\langle \mathbf{u} \mathbf{u}^T, \mathbf{H}_{T \cap \Omega} \rangle - \lambda \left\langle \mathcal{P}_T \left( \text{sign}(\mathbf{u}) \text{sign}(\mathbf{u})^T \right), \mathbf{H}_{T \cap \Omega} \right\rangle + 2 \|\mathbf{X}_c\|_* + 2\lambda \|\mathbf{X}_c\|_1 \\ &\leq |\mathbf{u}^T \mathbf{H}_{T \cap \Omega} \mathbf{u}| + \lambda \left\| \mathcal{P}_T \left( \text{sign}(\mathbf{u}) \text{sign}(\mathbf{u})^T \right) \right\|_* \cdot \|\mathbf{H}_{T \cap \Omega}\| + 2 \|\mathbf{X}_c\|_* + 2\lambda \|\mathbf{X}_c\|_1 \\ &\leq 3 \|\mathbf{H}_{T \cap \Omega}\| + 2 \|\mathbf{X}_c\|_* + 2\lambda \|\mathbf{X}_c\|_1, \end{aligned} \quad (51)$$

where (51) results from  $\|\mathbf{u}\|_F = 1$  and (50).

Divide  $\mathbf{H}_{T^\perp \cap \Omega}$  into  $M_1 := \left\lceil \frac{k-1}{K_1} \right\rceil$  orthogonal matrices  $\mathbf{H}_{T^\perp \cap \Omega}^{(1)}, \mathbf{H}_{T^\perp \cap \Omega}^{(2)}, \dots, \mathbf{H}_{T^\perp \cap \Omega}^{(M_1)} \in T^\perp \cap \Omega$  satisfying the following: (i) the largest singular value of  $\mathbf{H}_{T^\perp \cap \Omega}^{(i+1)}$  does not exceed the smallest non-zero singular value of  $\mathbf{H}_{T^\perp \cap \Omega}^{(i)}$ , and (ii)

$$\|\mathbf{H}_{T^\perp \cap \Omega}\|_* = \sum_{i=1}^M \left\| \mathbf{H}_{T^\perp \cap \Omega}^{(i)} \right\|_* \quad \text{and} \quad \text{rank} \left( \mathbf{H}_{T^\perp \cap \Omega}^{(i)} \right) = K_1 \quad (1 \leq i \leq M_1 - 1).$$

In the meantime, divide  $\mathbf{H}_{\Omega^\perp}$  into  $M_2 = \left\lceil \frac{n^2 - k^2}{K_2} \right\rceil$  orthogonal matrices  $\mathbf{H}_{\Omega^\perp}^{(1)}, \mathbf{H}_{\Omega^\perp}^{(2)}, \dots, \mathbf{H}_{\Omega^\perp}^{(M_2)} \in \Omega^\perp$  of *non-overlapping* support such that (i) the largest entry magnitude of  $\mathbf{H}_{\Omega^\perp}^{(i+1)}$  does not exceed the magnitude of the smallest non-zero entry of  $\mathbf{H}_{\Omega^\perp}^{(i)}$ , and (ii)

$$\left\| \mathbf{H}_{\Omega^\perp}^{(i)} \right\|_0 = K_2 \quad (1 \leq i \leq M_2 - 1).$$

This decomposition gives the following bound

$$\sum_{i=2}^{M_1} \left\| \mathbf{H}_{T^\perp \cap \Omega}^{(i)} \right\|_F \leq \sum_{i=2}^{M_1} \frac{1}{\sqrt{K_1}} \left\| \mathbf{H}_{T^\perp \cap \Omega}^{(i-1)} \right\|_* \leq \frac{1}{\sqrt{K_1}} \|\mathbf{H}_{T^\perp \cap \Omega}\|_*,$$

which combining the RIP- $\ell_2/\ell_1$  property of  $\mathcal{B}$  yields

$$\sum_{i=2}^{M_1} \frac{1}{m} \left\| \mathcal{B} \left( \mathbf{H}_{T^\perp \cap \Omega}^{(i)} \right) \right\|_1 \leq \frac{(1 + \delta_{K_1, K_2}^{\text{ub}})}{\sqrt{K_1}} \|\mathbf{H}_{T^\perp \cap \Omega}\|_*, \quad (52)$$

and, similarly,

$$\sum_{i=2}^{M_2} \frac{1}{m} \left\| \mathcal{B} \left( \mathbf{H}_{\Omega^\perp}^{(i)} \right) \right\|_1 \leq \frac{(1 + \delta_{K_1, K_2}^{\text{ub}})}{\sqrt{K_2}} \|\mathbf{H}_{\Omega^\perp}\|_1. \quad (53)$$

By setting  $K_2 := \lceil \frac{K_1}{\lambda^2} \rceil$ , and hence  $\sqrt{\frac{K_1}{K_2}} \leq \lambda$ . Recalling  $\mathbf{H} = \mathbf{H}_{T \cap \Omega} + \mathbf{H}_{T^\perp \cap \Omega} + \mathbf{H}_{\Omega^\perp}$ , one can proceed as follows

$$\begin{aligned}
\frac{2\epsilon}{m} &\geq \frac{1}{m} \|\mathcal{B}(\mathbf{H})\|_1 \\
&\geq \frac{1}{m} \left\| \mathcal{B}(\mathbf{H}_{T \cap \Omega} + \mathbf{H}_{T^\perp \cap \Omega}^{(1)} + \mathbf{H}_{\Omega^\perp}^{(1)}) \right\|_1 - \sum_{i=2}^{M_1} \frac{1}{m} \left\| \mathcal{B}(\mathbf{H}_{T^\perp \cap \Omega}^{(i)}) \right\|_1 - \sum_{i=2}^{M_2} \frac{1}{m} \left\| \mathcal{B}(\mathbf{H}_{\Omega^\perp}^{(i)}) \right\|_1 \\
&\geq (1 - \delta_{2K_1, 2K_2}^{\text{lb}}) \left\| \mathbf{H}_{T \cap \Omega} + \mathbf{H}_{T^\perp \cap \Omega}^{(1)} + \mathbf{H}_{\Omega^\perp}^{(1)} \right\|_{\text{F}} - \frac{(1 + \delta_{K_1, K_2}^{\text{ub}})}{\sqrt{K_1}} \|\mathbf{H}_{T^\perp \cap \Omega}\|_* - \frac{(1 + \delta_{K_1, K_2}^{\text{ub}})}{\sqrt{K_2}} \|\mathbf{H}_{\Omega^\perp}\|_1 \\
&\geq (1 - \delta_{2K_1, 2K_2}^{\text{lb}}) \left\| \mathbf{H}_{T \cap \Omega} + \mathbf{H}_{T^\perp \cap \Omega}^{(1)} + \mathbf{H}_{\Omega^\perp}^{(1)} \right\|_{\text{F}} - \frac{(1 + \delta_{K_1, K_2}^{\text{ub}})}{\sqrt{K_1}} (\|\mathbf{H}_{T^\perp \cap \Omega}\|_* + \lambda \|\mathbf{H}_{\Omega^\perp}\|_1) \\
&\geq \frac{(1 - \delta_{2K_1, 2K_2}^{\text{lb}})}{\sqrt{3}} \left( \|\mathbf{H}_{T \cap \Omega}\|_{\text{F}} + \left\| \mathbf{H}_{T^\perp \cap \Omega}^{(1)} \right\|_{\text{F}} + \left\| \mathbf{H}_{\Omega^\perp}^{(1)} \right\|_{\text{F}} \right) - \frac{(1 + \delta_{K_1, K_2}^{\text{ub}})}{\sqrt{K_1}} (\|\mathbf{H}_{T^\perp \cap \Omega}\|_* + \lambda \|\mathbf{H}_{\Omega^\perp}\|_1).
\end{aligned}$$

This taken collectively with (51) gives

$$\begin{aligned}
&\frac{2(1 + \delta_{K_1, K_2}^{\text{ub}})}{\sqrt{K_1}} (\|\mathbf{X}_c\|_* + \lambda \|\mathbf{X}_c\|_1) + \frac{2\epsilon}{m} \\
&\geq \left( \frac{1 - \delta_{2K_1, 2K_2}^{\text{lb}}}{\sqrt{3}} - \frac{3(1 + \delta_{K_1, K_2}^{\text{ub}})}{\sqrt{K_1}} \right) \left( \|\mathbf{H}_{T \cap \Omega}\|_{\text{F}} + \left\| \mathbf{H}_{T^\perp \cap \Omega}^{(1)} \right\|_{\text{F}} + \left\| \mathbf{H}_{\Omega^\perp}^{(1)} \right\|_{\text{F}} \right).
\end{aligned}$$

Therefore, if we know that

$$\frac{\frac{1 - \delta_{2K_1, 2K_2}^{\text{lb}}}{\sqrt{3}} - \frac{3(1 + \delta_{K_1, K_2}^{\text{ub}})}{\sqrt{K_1}}}{2 \max \left\{ \frac{1 + \delta_{K_1, K_2}^{\text{ub}}}{\sqrt{K_1}}, 1 \right\}} \geq \beta_3 > 0$$

for some absolute constant  $\beta_3$ , then

$$\|\mathbf{H}_{T \cap \Omega}\|_{\text{F}} + \left\| \mathbf{H}_{T^\perp \cap \Omega}^{(1)} \right\|_{\text{F}} + \left\| \mathbf{H}_{\Omega^\perp}^{(1)} \right\|_{\text{F}} \leq \frac{1}{\beta_3} \left( \|\mathbf{X}_c\|_* + \lambda \|\mathbf{X}_c\|_1 + \frac{\epsilon}{m} \right). \quad (54)$$

On the other hand, we know from (52) and (53) that

$$\begin{aligned}
\sum_{i=2}^{M_1} \left\| \mathbf{H}_{T^\perp \cap \Omega}^{(i)} \right\|_{\text{F}} + \sum_{i=2}^{M_2} \left\| \mathbf{H}_{\Omega^\perp}^{(i)} \right\|_{\text{F}} &\leq \frac{1}{1 - \delta_{K_1, K_2}^{\text{lb}}} \sum_{i=2}^{M_1} \left\| \mathcal{B}(\mathbf{H}_{T^\perp \cap \Omega}^{(i)}) \right\|_1 + \sum_{i=2}^{M_2} \left\| \mathcal{B}(\mathbf{H}_{\Omega^\perp}^{(i)}) \right\|_1 \\
&\leq \frac{1 + \delta_{K_1, K_2}^{\text{ub}}}{(1 - \delta_{K_1, K_2}^{\text{lb}}) \sqrt{K_1}} \|\mathbf{H}_{T^\perp \cap \Omega}\|_* + \frac{(1 + \delta_{K_1, K_2}^{\text{ub}})}{(1 - \delta_{K_1, K_2}^{\text{lb}}) \sqrt{K_2}} \|\mathbf{H}_{\Omega^\perp}\|_1 \\
&= \frac{1 + \delta_{K_1, K_2}^{\text{ub}}}{(1 - \delta_{K_1, K_2}^{\text{lb}}) \sqrt{K_1}} (\|\mathbf{H}_{T^\perp \cap \Omega}\|_* + \lambda \|\mathbf{H}_{\Omega^\perp}\|_1) \\
&\leq \frac{1 + \delta_{K_1, K_2}^{\text{ub}}}{(1 - \delta_{K_1, K_2}^{\text{lb}}) \sqrt{K_1}} (3 \|\mathbf{H}_{T \cap \Omega}\| + 2 \|\mathbf{X}_c\|_* + 2\lambda \|\mathbf{X}_c\|_1),
\end{aligned}$$

where the last inequality arises from (51). This together with (54) completes the proof.

## References

- [1] S. Negahban and M. J. Wainwright, “Estimation of (near) low-rank matrices with noise and high-dimensional scaling,” *The Annals of Statistics*, vol. 39, no. 2, pp. 1069–1097, 2011.

- [2] B. Kulis, M. Sustik, and I. Dhillon, “Low-rank kernel learning with Bregman matrix divergences,” *The Journal of Machine Learning Research*, vol. 10, pp. 341–376, 2009.
- [3] N. Karoui, “Operator norm consistent estimation of large-dimensional sparse covariance matrices,” *The Annals of Statistics*, pp. 2717–2756, 2008.
- [4] P. J. Bickel and E. Levina, “Covariance regularization by thresholding,” *The Annals of Statistics*, vol. 36, no. 6, pp. 2577–2604, 2008.
- [5] S. Muthukrishnan, *Data streams: Algorithms and applications*. Now Publishers Inc, 2005.
- [6] R. C. Daniels and R. W. Heath, “60 GHz wireless communications: emerging requirements and design recommendations,” *IEEE Vehicular Technology Magazine*, vol. 2, no. 3, pp. 41–50, 2007.
- [7] A. Jung, G. Taubock, and F. Hlawatsch, “Compressive spectral estimation for nonstationary random processes,” *IEEE Transactions on Information Theory*, vol. 59, no. 5, May 2013.
- [8] R. G. Gallager, “Information theory and reliable communication,” 1968.
- [9] L. L. Scharf and B. Friedlander, “Matched subspace detectors,” *IEEE Transactions on Signal Processing*, vol. 42, no. 8, pp. 2146–2157, 1994.
- [10] M. Raymer, M. Beck, and D. McAlister, “Complex wave-field reconstruction using phase-space tomography,” *Physical review letters*, vol. 72, no. 8, p. 1137, 1994.
- [11] L. Tian, J. Lee, S. B. Oh, and G. Barbastathis, “Experimental compressive phase space tomography,” *Optics Express*, vol. 20, no. 8, p. 8296, 2012.
- [12] J. R. Fienup, “Reconstruction of an object from the modulus of its fourier transform,” *Optics letters*, vol. 3, no. 1, pp. 27–29, 1978.
- [13] E. J. Candes, T. Strohmer, and V. Voroninski, “Phaselift: Exact and stable signal recovery from magnitude measurements via convex programming,” *Communications on Pure and Applied Mathematics*, 2012.
- [14] E. J. Candes, Y. C. Eldar, T. Strohmer, and V. Voroninski, “Phase retrieval via matrix completion,” *SIAM Journal on Imaging Sciences*, vol. 6, no. 1, pp. 199–225, 2013.
- [15] E. J. Candes and X. Li, “Solving quadratic equations via PhaseLift when there are about as many equations as unknowns,” *Foundations of Computational Mathematics*, 2013.
- [16] Y. Shechtman, A. Beck, and Y. C. Eldar, “Gespar: Efficient phase retrieval of sparse signals,” *arXiv preprint arXiv:1301.1018*, 2013.
- [17] A. Beck and Y. C. Eldar, “Sparsity constrained nonlinear optimization: Optimality conditions and algorithms,” *to appear in SIAM Optimization*, 2013.
- [18] E. J. Candes and B. Recht, “Exact matrix completion via convex optimization,” *Foundations of Computational Mathematics*, vol. 9, no. 6, pp. 717–772, April 2009.
- [19] A. d’Aspremont, O. Banerjee, and L. El Ghaoui, “First-order methods for sparse covariance selection,” *SIAM Journal on Matrix Analysis and Applications*, vol. 30, no. 1, pp. 56–66, 2008.
- [20] D. Donoho, “Compressed sensing,” *IEEE Transactions on Information Theory*, vol. 52, no. 4, pp. 1289–1306, April 2006.
- [21] E. J. Candes, J. Romberg, and T. Tao, “Robust uncertainty principles: exact signal reconstruction from highly incomplete frequency information,” *IEEE Transactions on Information Theory*, vol. 52, no. 2, pp. 489–509, Feb. 2006.



- [22] G. Leus and Z. T., “Recovering second-order statistics from compressive measurements,” in *Computational Advances in Multi-Sensor Adaptive Processing (CAMSAP), 2011 4th IEEE International Workshop on*, 2011, pp. 337–340.
- [23] Z. Tian, Y. Tafesse, and B. M. Sadler, “Cyclic feature detection with sub-nyquist sampling for wideband spectrum sensing,” *IEEE Journal of Selected Topics in Signal Processing*, vol. 6, no. 1, pp. 58–69, 2012.
- [24] G. Dasarathy, P. Shah, B. N. Bhaskar, and R. Nowak, “Sketching sparse matrices,” *arXiv preprint arXiv:1303.6544*, 2013.
- [25] R. Balan, P. Casazza, and D. Edidin, “On signal reconstruction without phase,” *Applied and Computational Harmonic Analysis*, vol. 20, no. 3, pp. 345–356, 2006.
- [26] K. Jaganathan, S. Oymak, and B. Hassibi, “Recovery of sparse 1-D signals from the magnitudes of their Fourier transform,” in *IEEE ISIT*, 2012, pp. 1473–1477.
- [27] P. Netrapalli, P. Jain, and S. Sanghavi, “Phase retrieval using alternating minimization,” *Advances in Neural Information Processing Systems (NIPS)*, 2013.
- [28] X. Li and V. Voroninski, “Sparse signal recovery from quadratic measurements via convex programming,” *SIAM Journal on Mathematical Analysis*, 2013.
- [29] E. Oja, *Subspace methods of pattern recognition*. Research Studies Press England, 1983, vol. 4.
- [30] I. Mitliagkas, C. Caramanis, and P. Jain, “Memory limited, streaming PCA,” *Advances in Neural Information Processing Systems (NIPS)*, 2013.
- [31] L. Balzano, R. Nowak, and B. Recht, “Online identification and tracking of subspaces from highly incomplete information,” *Proc. Allerton 2010*, 2010.
- [32] Y. Chi, Y. C. Eldar, and R. Calderbank, “Petrels: Parallel estimation and tracking of subspace by recursive least squares from partial observations,” *IEEE Trans. on Signal Processing*, 2013.
- [33] M. Brand, “Incremental singular value decomposition of uncertain data with missing values,” in *Computer Vision/ECCV 2002*. Springer, 2002, pp. 707–720.
- [34] B. Recht, M. Fazel, and P. A. Parrilo, “Guaranteed minimum-rank solutions of linear matrix equations via nuclear norm minimization,” *SIAM Review*, vol. 52, no. 3, pp. 471–501, 2010.
- [35] H. Ohlsson, A. Y. Yang, R. Dong, and S. S. Sastry, “Compressive phase retrieval from squared output measurements via semidefinite programming,” *arXiv preprint arXiv:1111.6323*, 2011.
- [36] E. J. Candès, “The restricted isometry property and its implications for compressed sensing,” *Comptes Rendus Mathématique*, vol. 346, no. 9, pp. 589–592, 2008.
- [37] E. J. Candes and T. Tao, “Near-optimal signal recovery from random projections: Universal encoding strategies?” *IEEE Transactions on Information Theory*, vol. 52, no. 12, pp. 5406–5425, Dec. 2006.
- [38] —, “Decoding by linear programming,” *IEEE Transactions on Information Theory*, vol. 51, no. 12, pp. 4203–4215, Dec. 2005.
- [39] S. Jafarpour, W. Xu, B. Hassibi, and R. Calderbank, “Efficient and robust compressed sensing using optimized expander graphs,” *IEEE Transactions on Information Theory*, vol. 55, no. 9, pp. 4299–4308, 2009.
- [40] A. Gilbert and P. Indyk, “Sparse recovery using sparse matrices,” *Proceedings of the IEEE*, vol. 98, no. 6, pp. 937–947, 2010.
- [41] E. Candes and Y. Plan, “Tight oracle inequalities for low-rank matrix recovery from a minimal number of noisy random measurements,” *IEEE Transactions on Information Theory*, vol. 57, no. 4, pp. 2342–2359, 2011.

- [42] R. Baraniuk, M. Davenport, R. DeVore, and M. Wakin, “A simple proof of the restricted isometry property for random matrices,” *Constructive Approximation*, vol. 28, no. 3, pp. 253–263, 2008.
- [43] L. Demanet and P. Hand, “Stable optimizationless recovery from phaseless linear measurements,” *arXiv preprint arXiv:1208.1803*, 2012.
- [44] J. Friedman, T. Hastie, and R. Tibshirani, “Sparse inverse covariance estimation with the graphical lasso,” *Biostatistics*, vol. 9, no. 3, pp. 432–441, 2008.
- [45] E. Candes and Y. Plan, “A probabilistic and RIPless theory of compressed sensing,” *IEEE Transactions on Information Theory*, vol. 57, no. 11, pp. 7235–7254, 2011.
- [46] R. Vershynin, “Introduction to the non-asymptotic analysis of random matrices,” *Compressed Sensing, Theory and Applications*, pp. 210 – 268, 2012.
- [47] D. L. Hanson and F. T. Wright, “A bound on tail probabilities for quadratic forms in independent random variables,” *The Annals of Mathematical Statistics*, vol. 42, no. 3, pp. 1079–1083, 1971.
- [48] M. Rudelson and R. Vershynin, “Hanson-Wright inequality and sub-Gaussian concentration,” *arXiv preprint arXiv:1306.2872*, June 2013.