

# Dynamic Sliding Mode Control based on Fractional Calculus Subject to Uncertain Delay Based Chaotic Pneumatic Robot

Sara Gholipour P.<sup>1,2,3,4</sup>, Heydar Toosian Sh.<sup>4</sup>, Mobin Alizadeh<sup>1,2,3</sup>, Sara Minagar<sup>1,2,3</sup> and Seyed Javad Kazemitabar<sup>3,\*</sup>

<sup>1</sup>Farabina Noshirvani's smart Co.

<sup>2</sup>Robotic Research Lab., Babol Noshirvani University of Technology

<sup>3</sup>Faculty of Electrical and Computer Engineering, Babol Noshirvani University of Technology, Babol, Iran

<sup>4</sup>Faculty of Electrical and Robotic Engineering, Shahrood University of Technology, Shahrood, Iran

---

## A R T I C L E I N F O

*Article history:*

---

*Keywords:*

Fractional Dynamic Sliding Mode

Chaotic robot system

Time delay

Lyapunov exponent

Bifurcation diagram

Poincaré map

---

---

## A B S T R A C T

This paper considers the chattering problem of sliding mode control in presence of delay in robot manipulator causing chaos in such electromechanical systems. Fractional calculus was used in order to produce a novel sliding mode to eliminate chatter. To realize the control of a class of chaotic systems in master-slave configuration, a novel fractional dynamic sliding mode control scheme is presented and examined on the delay based chaotic robot. Also, the stability of the closed-loop system is guaranteed by Lyapunov stability theory. Moreover, delayed robot motions are sorted out for qualitative and quantitative study. Finally, numerical simulations illustrate feasibility of the proposed control method.

---

## 1. Introduction

Due to inherent insensitivity characteristic of Sliding Mode Control (SMC) [1, 2] an undesirable oscillation known as chattering occurs that affects the dynamical system. In order to attenuate the chattering some techniques such as boundary layer, fuzzy, observer, relay control gain and etc. have been proposed [3-6]. However, these methods do not confirm sliding mode condition exactly. Dynamic SMC (DSMC) [7-12], a generalized controller of SMC, is a powerful chattering reduction technique and is based on injecting dynamics to the major system. Fractional DSMC (FDSMC) which is established on fractional derivatives, is propounded for a class of chaotic systems in a master-slave configuration and particularly presented on a robot manipulator when delay exists as an inseparable content of actual systems leading to chaotic motions. Fractional derivatives [13-17] were well examined in many controllers either in theoretical or industrial applications [18-23]. They are also being considered in system modeling [24, 25]. Chaos [26-31] appearance in 2-link robot manipulators with their important role in many different situations, can be achieved by time delays, external inputs, system parameters and controllers [32-35]. To realize task and joint space of chaotic dead time 2-link robot motions [32] and qualitative and quantitative characteristics such as phase attractor, time series, maximum Lyapunov exponent, bifurcation diagram with respect to dead time and Poincaré map are investigated. Finally, the proposed fractional controller eventuates chattering elimination and tracks the same periodic 2-link manipulator in a finite time even in presence of high uncertainty. This rest of this paper is organized as follows: next section prepare some preliminaries of fractional calculus. In Section 3 our proposed fractional dynamic sliding mode controller is presented. The dynamics of the two-link robot and their control method is studies in Section 4. Moreover, numerical simulation results are presented in Section 5 to show the effectiveness of the proposed method. Finally, in Section 6 the paper is concluded.

---

\* Corresponding author.

E-mail addresses: j.kazemitabar@nit.ac.ir

## 2. Preliminaries

We devote this section to basic definition of fractional calculus and its properties (Table 1). The Riemann–Liouville (RL) and the Caputo are the most popular fractional derivatives definitions.

RL definition:

$${}_a D_t^q f(t) = \frac{1}{\Gamma(n-q)} \frac{d^n}{dt^n} \int_a^t \frac{f(\tau)}{(t-\tau)^{q-n+1}} d\tau, \quad (1)$$

Caputo definition:

$${}_a D_t^q f(t) = \frac{1}{\Gamma(n-q)} \int_a^t \frac{f^{(n)}(\tau)}{(t-\tau)^{q-n+1}} d\tau, \quad (2)$$

Where  ${}_a D_t^q$  denotes the  $q^{\text{th}}$  order of differintegral operator,  $a$  and  $t$  are the limits of operation,  $\Gamma(x)$  is the well-known Gamma function and  $n$  is the first integer not less than  $q$ , i.e.  $n-1 < q < n$ .

**Table 1**  
Some useful properties of fractional definitions

|   | Caputo Definition   | Riemann-Liouville Definition  |
|---|---|---|
| 1 | ${}_a^C D_t^\lambda \frac{d^m}{dt^m} f(t) = {}_a^C D_t^{m+\lambda} f(t) = \frac{d^m}{dt^m} {}_a^C D_t^\lambda f(t)$ <p>only if <math>f^{(k)}(0) = 0, k = n, n+1, \dots, m</math><br/>(<math>m = 0, 1, 2, \dots; n-1 &lt; \lambda &lt; n</math>)</p> | $\frac{d^m}{dt^m} {}_a^{RL} D_t^\lambda f(t) = {}_a^{RL} D_t^{m+\lambda} f(t) = {}_a^{RL} D_t^\lambda \frac{d^m}{dt^m} f(t)$ <p>only if <math>f^{(k)}(0) = 0, k = 0, 1, 2, \dots, m</math><br/>(<math>m = 0, 1, 2, \dots; n-1 &lt; \lambda &lt; n</math>)</p> |
| 2 | ${}_a^C D_t^\alpha {}_a^C D_t^\beta f(t) = {}_a^C D_t^{\alpha+\beta} f(t) = {}_a^C D_t^\beta {}_a^C D_t^\alpha f(t), \alpha \neq \beta$ <p>if <math>0 &lt; \alpha, \beta &lt; 1, \alpha + \beta \in (0, 1]</math></p>                               | ${}_a^{RL} D_t^\alpha {}_a^{RL} D_t^\beta f(t) = {}_a^{RL} D_t^{\alpha+\beta} f(t) = {}_a^{RL} D_t^\beta {}_a^{RL} D_t^\alpha f(t), \alpha \neq \beta$ <p>if <math>0 &lt; \alpha, \beta &lt; 1, \alpha + \beta \in (0, 1]</math></p>                          |
| 3 | ${}_0^C D_t^\alpha A = 0, A = cte$  | ${}_0^{RL} D_t^\alpha A = \frac{t^{-\alpha}}{\Gamma(1-\alpha)} A, A = cte$  |

## 3. Fractional Dynamic Sliding Mode Control

### 3.1 System description

Consider a MIMO nonlinear differential system described by:

$$\begin{aligned} \dot{x} &= f(t, x, u) + \Delta f(t, x, u) + d_0(t) \\ z &= h(t, x, u) \end{aligned} \quad (3)$$

Where  $x \in \mathbb{R}^n$  is the state vector,  $u \in \mathbb{R}^m$  is a control input vector,  $y \in \mathbb{R}^p$  is the output vector and  $f(t, x, u), g(t, x, u)$  are smooth nonlinear functions.

We define

$$d(t, x, u) = \Delta f(t, x, u) + d_0(t) \quad (4)$$

as a continuous-differential and  $d(t, x, u), \dot{d}(t, x, u)$  are limited functions.

### 3.2 Design of Fractional Dynamic Sliding Mode Control (FDSMC)

Consider the Eq. (3) as a following master system:

$$\dot{x}^{(m)} = f(x, t) \quad (5)$$

And the following slave system with input controls:

$$\dot{y}^{(m)} = g(y, t) + b(y, t)u \quad (6)$$

Where

$$\begin{aligned} 0 < b_{\min} \leq b \leq b_{\max}, \quad 0 < a_{\min} \leq \dot{b} \leq a_{\max}, \\ \hat{b} = (b_{\min} b_{\max})^{1/2}, \quad \beta^{-1} \leq \dot{b} b^{-1} \leq \beta, \quad \beta = (b_{\max} / b_{\min})^{1/2} \\ |\Delta f| < f_1, \quad |\Delta \dot{f}| < f_2, \quad |\Delta g| < g_1, \quad |\Delta \dot{g}| < g_2. \end{aligned} \quad (7)$$

and the tracking error is:

$$e = y - x \quad (8)$$

**First Step** (Existence Problem) designing a switching function which provides the desirable system performance:

$$\begin{aligned} S &= s_1(t, \dot{e}, D^\lambda \dot{e}, \dots, D^{(n+\lambda-1)} \dot{e}, u) \\ &= k_0 \dot{e} + k_1 D^\lambda \dot{e} + k_2 D^{\lambda+1} \dot{e} + \dots + k_n D^{n+\lambda-1} \dot{e} \end{aligned} \quad (9)$$

where  $k_i > 0, i = 1, 2, \dots, n$

**Second Step** (Reachability Problem) consists of obtaining a control law that the first order derivative of the control input is derived from the system states and also control input, so the dynamics of the system are added. Taking the time derivative of Eq. (9), we obtain:

$$\begin{aligned} \dot{S} &= s_2(t, \ddot{e}, \frac{d}{dt} D^\lambda \dot{e}, \dots, D^{n+\lambda-1} \dot{e}, \dot{u}) \\ &= k_0 \ddot{e} + k_1 \frac{d}{dt} D^\lambda \dot{e} + k_2 \frac{d}{dt} D^{\lambda+1} \dot{e} + \dots + k_n \frac{d}{dt} D^{n+\lambda-1} \dot{e} \end{aligned} \quad (10)$$

**Lemma:** The motion of the sliding mode is asymptotically stable, if the following condition is held  $\dot{S}S < 0$ .

**Proof:** Consider the following Lyapunov candidate function:

$$V = \frac{1}{2} S^2 \quad (11)$$

by the following condition:

$$\dot{S} = -K_s \operatorname{sgn}(S) \quad (12)$$

where  $\operatorname{sgn}(S)$  is signum function:

$$\operatorname{sgn}(S) = \begin{cases} +1, & \text{if } S > 0, \\ 0, & \text{if } S = 0, \\ -1, & \text{if } S < 0. \end{cases} \quad (13)$$

The time derivative of Eq.(11) is:  $\dot{V} = \dot{S}S = -K_s S \operatorname{sgn}(S)$  since  $S \operatorname{sgn}(S) > 0$  and  $K_s > 0$  we have  $\dot{V} = \dot{S}S < 0$ , hence  $\dot{V}$  is negative definite, thus  $S(t)$  is toward the switching surface and sliding mode is asymptotically stable.  $\square$

The controller is then solved from  $\dot{S} = -K_s \operatorname{sgn}(S)$  First order derivative of the control law is as follows:

$$\begin{aligned} \dot{u} &= h(t, \dot{e}, \dots, D^\lambda \dot{e}, u) \\ &= -\hat{b}^{-1}(y, t) \left\{ \frac{k_0}{k_n} D^{1-\lambda} \dot{e} + \frac{k_1}{k_n} \ddot{e} + \dots \right. \\ &\quad \left. + \hat{b} \hat{b}^{-1} (\dot{e} - \hat{g}(y, t) + \hat{f}) + \hat{g}(y, t) - \hat{f}(x, t) + K_s D^{-\lambda} \operatorname{sgn}(S) \right\} \end{aligned} \quad (14)$$

If the following control gain is selected by this sliding surface condition  $\dot{S} \operatorname{sgn}(S) \leq -\eta$  where  $\eta$  is a positive real constant, the stability of the system is satisfied:

$$\begin{aligned} K_s &\geq \beta(k_2^{-1} \eta + (1 - \beta^{-1}) U \\ &\quad + (\hat{b} \hat{b}^{-1} - k_2 \hat{b} \hat{b}^{-1}) e^{(n)} + k_2 (g_1 + g_2 + f_1 + f_2)) \end{aligned} \quad (15)$$

Suppose that:

$$\begin{aligned} \dot{u} &= -\frac{k_0}{k_n} D^{1-\lambda} \dot{e} - \frac{k_1}{k_n} \ddot{e} + \dots - \hat{b} \hat{b}^{-1} e^{(n)}, \quad |\dot{u}| < U \\ \Delta f &= (\hat{b} - b) \hat{b}^{-1} \hat{f}, \quad \Delta \hat{f} = b \hat{b}^{-1} \hat{f} - \hat{f}, \\ \Delta g &= (-\hat{b} \hat{b}^{-1} + b \hat{b}^{-1} \hat{b} \hat{b}^{-1}) \hat{g}, \quad \Delta \hat{g} = \hat{g} - b \hat{b}^{-1} \hat{g} \end{aligned} \quad (16)$$

Finally, control law is obtained as integral of Eq. (14).

## 4. Application to control

### 4.1 Information about two-link pneumatic robot with a dead time

Pneumatic robots serve a wide variety of industries, but long air tube which connects actuator and transducers of pneumatic robots causes a dead time in control section that even includes chaotic motion. Fig. 1. shows a) a two-link pneumatic robot and b) its block diagram with PD control, where  $\theta_d(t) = \frac{\pi}{4} \sin(0.5\pi t)$  is the desired value and the PD controller is:  $K_p + K_d s$  ( $K_p = K_d = 4$ ). The dynamics of the system is presented as [33]:

$$M(\theta(t)) \ddot{\theta}(t) + H(\theta(t), \dot{\theta}(t)) + D\dot{\theta}(t) = \tau(t - L) \quad (17)$$

where  $\theta(t)$  is the joint angle,  $M(\theta(t))$  is the inertia matrix,  $H(\theta(t), \dot{\theta}(t))$  is the centripetal and Coriolis torque,  $D$  is the viscous friction and  $\tau$  is input torque with a dead time  $L$ .

Here are each element expressions:

$$\theta(t) = [\theta_1(t), \theta_2(t)]^T \quad (18)$$

$$M(\theta(t)) = \begin{bmatrix} J_1 + J_2 + 2\beta \cos \theta_2(t) & J_2 + \beta \cos \theta_2(t) \\ J_2 + \beta \cos \theta_2(t) & J_2 \end{bmatrix} \quad (19)$$

$$H(\theta(t), \dot{\theta}(t)) = \begin{bmatrix} -\beta(2\dot{\theta}_1(t)\dot{\theta}_2(t) + \dot{\theta}_2(t)^2) \sin \theta_2(t) \\ \beta\dot{\theta}_1(t)^2 \sin \theta_2(t) \end{bmatrix} \quad (20)$$

$$D = \begin{bmatrix} D_1 & 0 \\ 0 & D_2 \end{bmatrix}, \quad \tau(t-L) = \begin{bmatrix} \tau_1(t-L) \\ \tau_2(t-L) \end{bmatrix} \quad (21)$$

$$J_1 = I_1 + (m_1 + 4m_2)l_1^2, \quad J_2 = I_2 + m_2l_2^2, \quad (22)$$

$$\beta = 2m_2l_1l_2, \quad I_1 = \frac{1}{3}m_1l_1^2, \quad I_2 = \frac{1}{3}m_2l_2^2.$$

$$D_1 = D_2 = 0.5Nms, \quad l_1 = l_2 = 0.25m, \quad m_1 = m_2 = 1.0kg$$

where  $2l_i$ ,  $m_i$  are length and mass of link  $i(i=1,2)$ , respectively. We have investigated some characteristics of the plant such as the end effector motion in workspace, time series, bifurcation diagram with respect to delay parameter and reconstitute attractor, the attractor and Poincaré map that are shown in Figs. 2-4. Except bifurcation diagram, time delay is  $L=0.015$  in all of above figures and the maximum lyapunov exponent is equal to  $0.041$ .

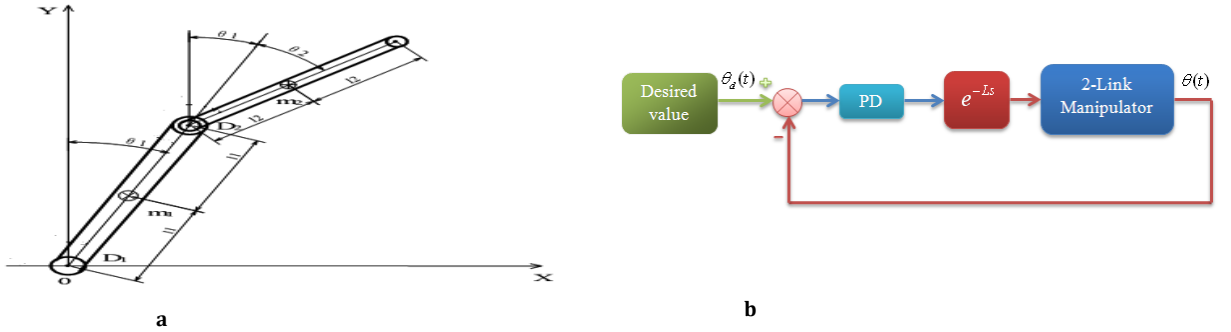


Fig. 1. a) A two-link pneumatic robot and b) its block diagram with PD control

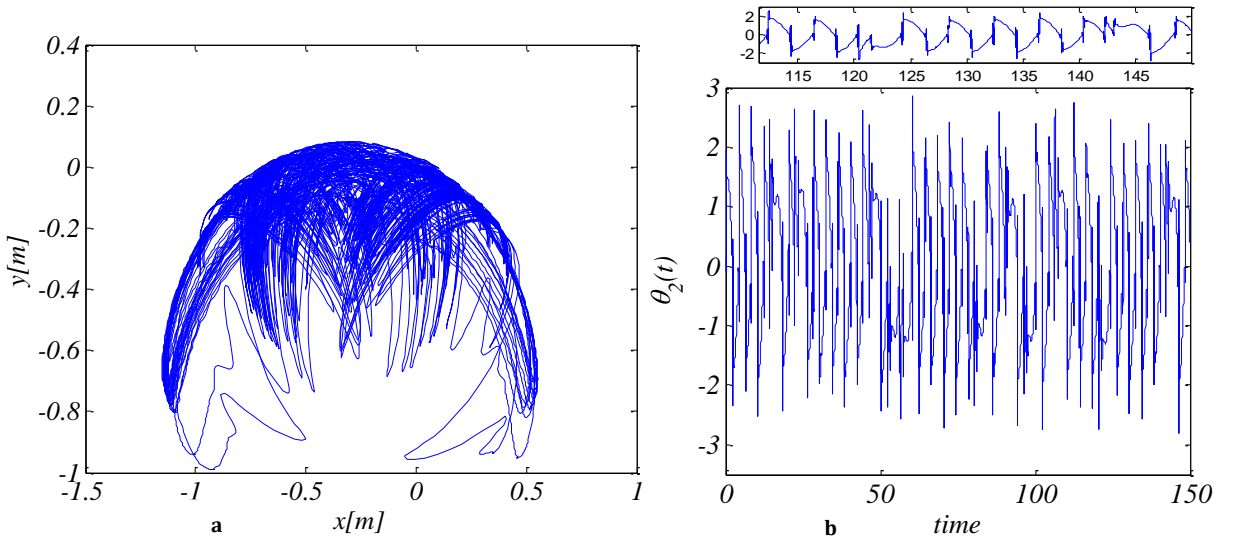


Fig. 2. a) The end-effector motion in workspace and b) Time series of link2 in joint-space; chaotic pneumatic robot with  $L=0.015[sec]$

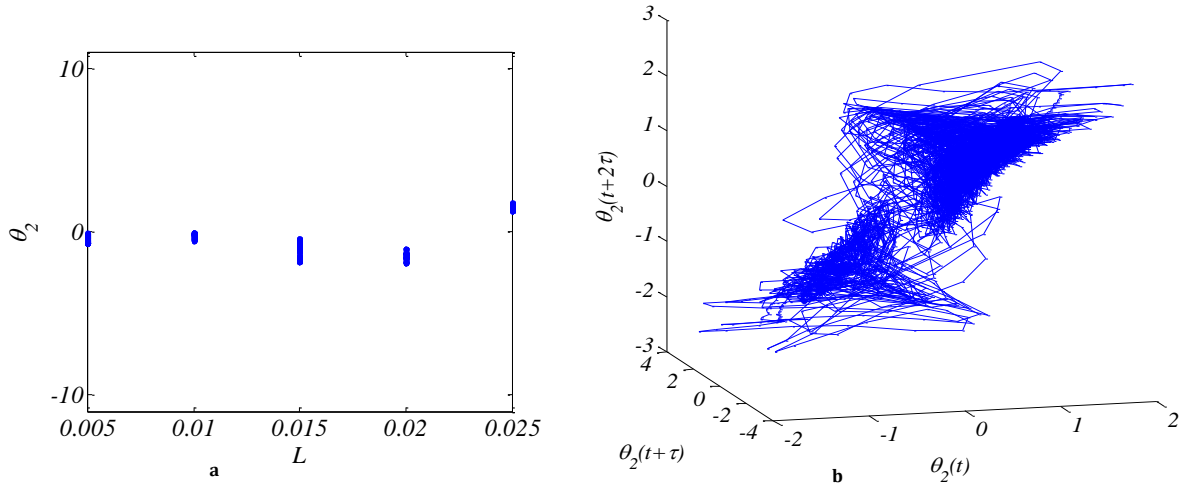


Fig. 3. a) Bifurcation diagram w.r.t  $L$  and b) Reconstitute attractor of link2 with  $\tau = 5$  [sec] of chaotic pneumatic robot ( $L=0.015$ [sec])

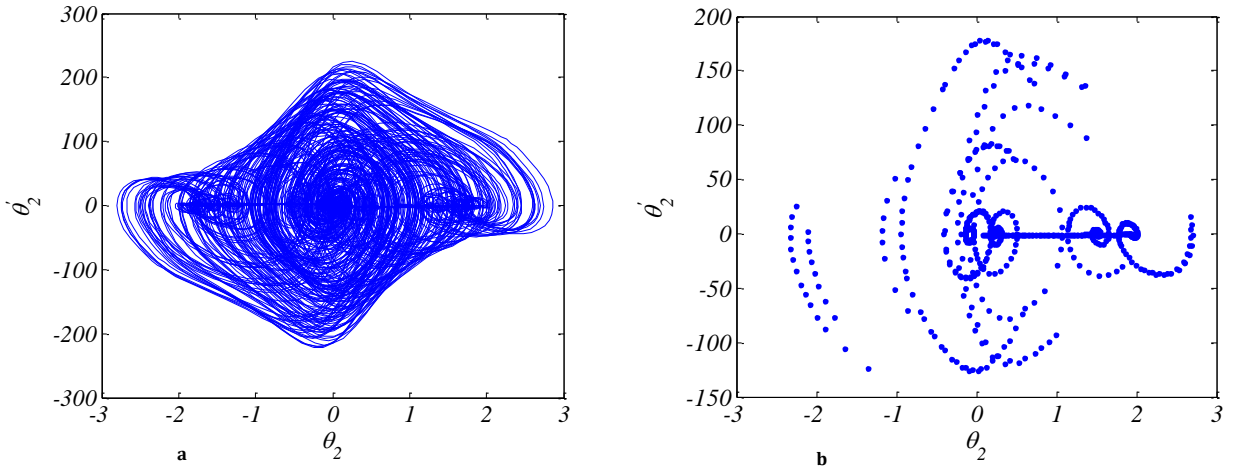


Fig. 4. a) The attractor in joint-space and b) Poincaré map on plane  $\theta_1 = 0.5$  [rad] chaotic pneumatic robot with  $L=0.015$ [sec]

#### 4.2 Control of plant with uncertainty

We consider control between two pneumatic robots by different time delays demonstrated by considering the system defined in Eq. (17) with  $L=0.005$ [sec] as the master system, and the slave system with  $L=0.015$ [sec].

**Theorem 2:** If the control scheme satisfies:

$$\begin{aligned} \dot{T}_s = M_s \left\{ \frac{K_p}{K_f} D^{1-\lambda} \dot{e} + \frac{K_d}{K_f} \ddot{e} + \theta_m^{(3)} \right. \\ \left. - \dot{M}_s^{-1} (T_s - h_s) + M_s^{-1} \dot{h}_s \right\} + k_s \cdot D^{-\lambda} \text{sign}(S) \end{aligned} \quad (23)$$

The error will be asymptotically stable, where  $m$  denotes master and  $s$  denotes slave and

$$T(t) = \tau(t - L).$$

**Proof:** if we define the following surface:

$$\dot{S} = K_p \ddot{e} + K_d \frac{d}{dt} D^\lambda \dot{e} + K_f \frac{d}{dt} D^{\lambda+1} \dot{e} \quad (24)$$

Using the method in section 3 the dynamic control scheme results as (24). □

In next section results with and without maximum uncertainty of 60 percent in slave system are exhibited.

#### 5. Simulation results

Simulation results are shown in Figs. 5-9. Using MATLAB software and the following parameter values:

$$K_s = 1, K_p = 2, K_d = 10, K_f = 0.1 \text{ and } \lambda = 0.7 \quad (25)$$

To evaluate the robustness of the control scheme, a system uncertainty term is inserted by maximum uncertainty of 60 percent in slave system:

$$l_1 = l_2 = 0.15m, m_2 = 0.4kg, m_1 = 0.7kg \quad (26)$$

Figs. 5-7 and Figs. 8-9 show results of control of two pneumatic robots with and without uncertainty, respectively (The end-effector motion in workspace, tracking error of link(2), sliding surfaces  $S$  and control inputs  $u$ , the attractors and reconstitute attractor) via fractional dynamic sliding mode control (activated in  $t=0.1$ sec). Numerical simulations show torus behavior in a finite time and chattering free by root-mean-square error of link (2) with and without uncertainty are  $7.089e-5$ ,  $1.675e-2$ , respectively and maximum Lyapunov exponent is equal to  $0.0032$ .

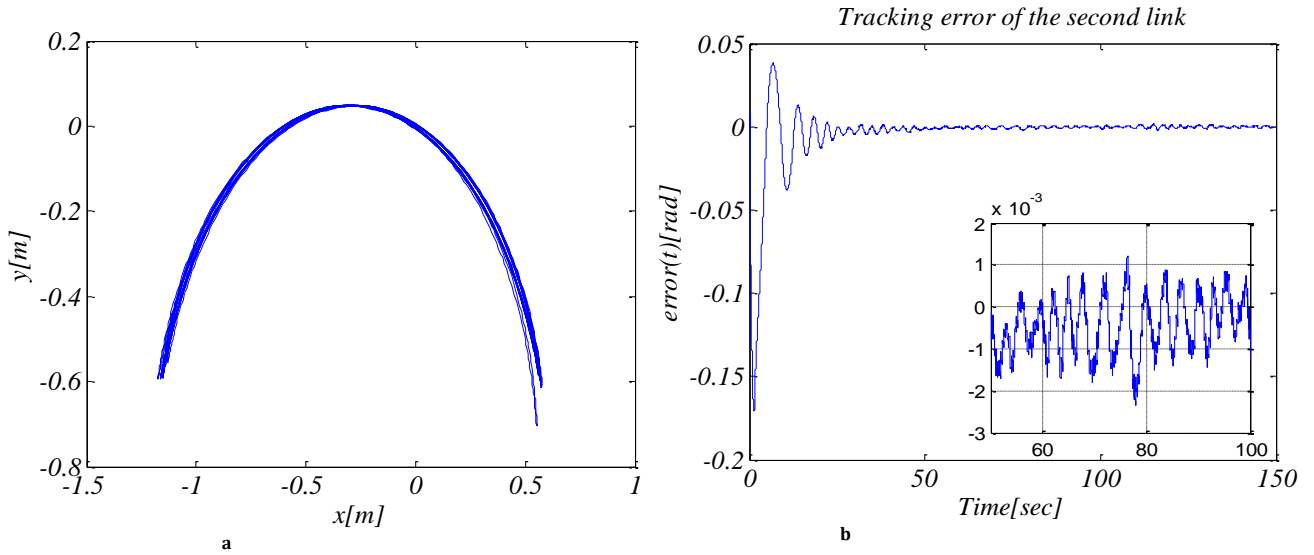


Fig. 5. Result of control between two pneumatic robot via fractional dynamic sliding mode control (activated in  $t=0.1$ [sec]); a) The end-effector motion in workspace and b) Tracking error of link(2)

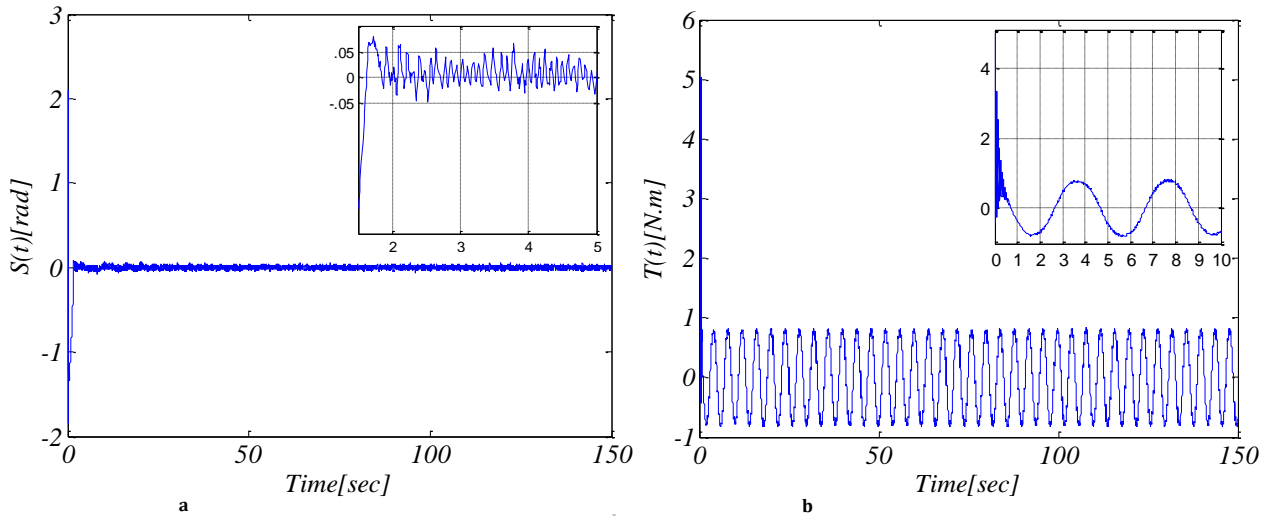


Fig. 6. Result of (Sliding surfaces and Control inputs) control between two pneumatic robots via fractional dynamic sliding mode control (activated in  $t=0.1$ [sec])

Reconstituted Attractor

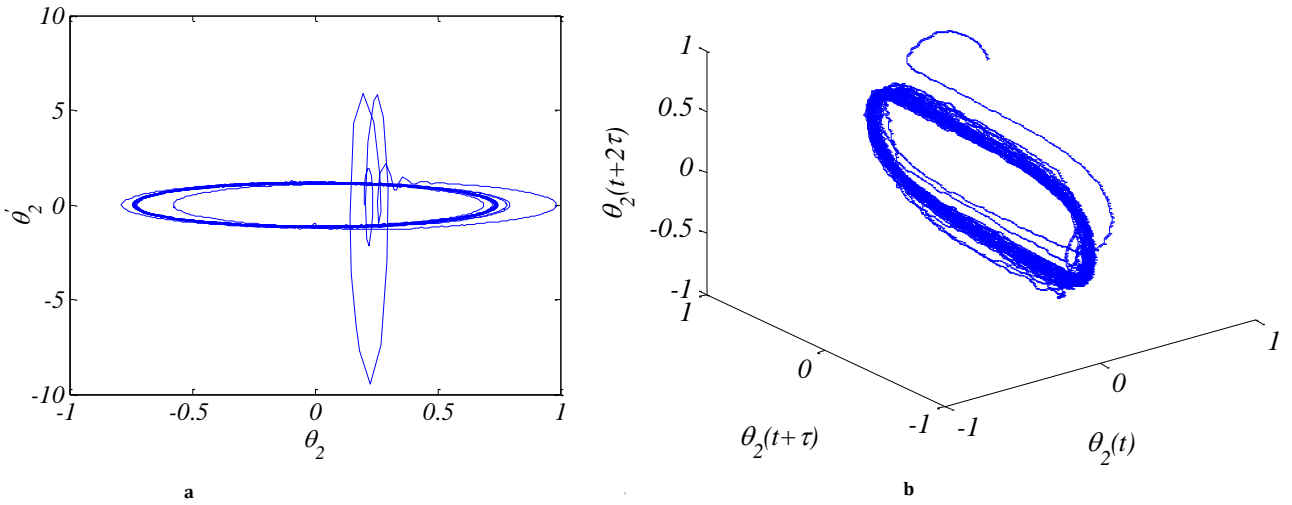


Fig. 7. Results of control between two pneumatic robots via fractional dynamic sliding mode control (activated in  $t=0.1$ [sec])  
 a) The attractor and b) Reconstituted attractor with

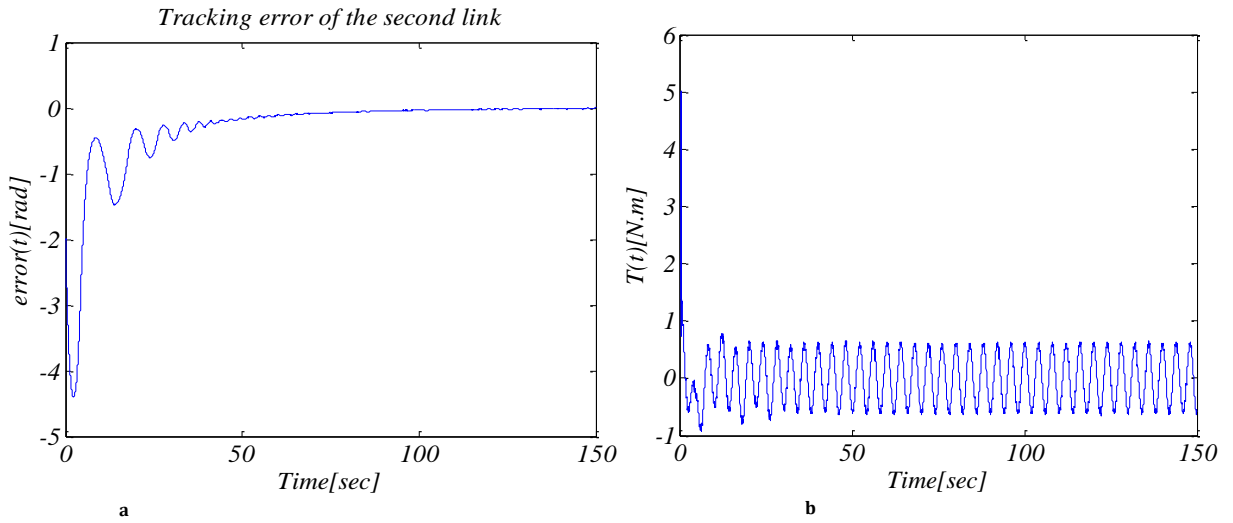


Fig. 8. Results of control between two pneumatic robots with uncertainty via fractional dynamic sliding mode control (activated in  $t=0.1$ [sec])  
 a) Tracking error of link(2) b) Control input

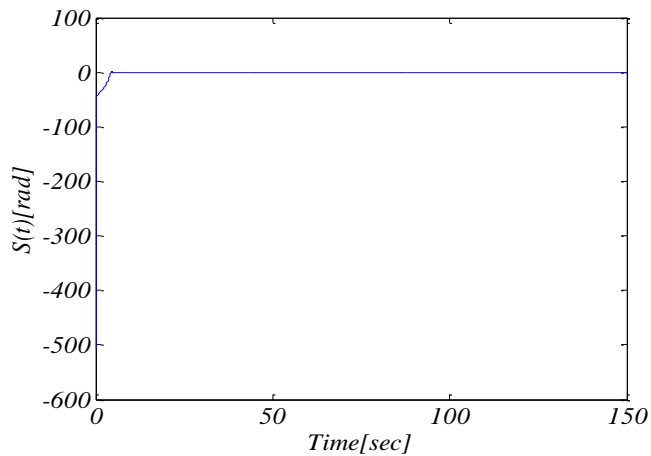


Fig. 9. Result of (sliding surface) control between two pneumatic robot with uncertainty via fractional dynamic sliding mode control (activated in  $t=0.1$ [sec])

## 6. Conclusion

Chattering problem and particularly a delay based chaotic pneumatic robot has been discussed. Fractional dynamic sliding mode has been proposed and examined in a chaotic robot system in presence of maximum uncertainty of 60 percent. Numerical examples indicated the viability of control scheme.

## References

- [1] V. Utkin, J. Guldner, J. Shi, Sliding mode control in electromechanical systems, London, Taylor and Francis, 1999.
- [2] H. Elmali, N. Olgac, Robust output tracking control of nonlinear MIMO systems via sliding mode technique, *J. Automatica*. 28(1) (1992) 145 – 151.
- [3] J. J. E. Slotin, S. S. Sastry, Tracking Control of nonlinear systems using sliding surfaces with application to robot manipulator, *Int. J. Control*. 38 (1983) 931 – 938.
- [4] M. Hajatipour, M. Farrokhi, Chattering free with noise reduction in sliding-mode observers using frequency domain analysis, *J. Proc. Control*. 20(8) (2010) 912 – 921.
- [5] H.F. Ho, Y.K. Wong, A.B. Rad, Adaptive fuzzy sliding mode control with chattering elimination for nonlinear SISO systems, *J. Simul. Model. Pract. Theory*. 17(7) (2009) 1199-1210.
- [6] Hoon. Lee, V. Utkin, Chattering suppression methods in sliding mode control system, *Annu. Rev. Control*. 31(2) (2007) 179-188.
- [7] H. S. Ramirez, On the dynamical sliding mode control of nonlinear systems, *Int J. Control*, 57(5) (1993) 1039-1061.
- [8] V. Dourla, S. Pandey and A. S. Junghare, "Design and analysis of dynamic sliding mode control for magnetic levitation system," 2017 4th International Conference on Power, Control & Embedded Systems (ICPACES), Allahabad, 2017, pp. 1-6.
- [9] Z. Wang, W. Bao and H. Li, "Second-Order Dynamic Sliding-Mode Control for Nonminimum Phase Underactuated Hypersonic Vehicles," in *IEEE Transactions on Industrial Electronics*, vol. 64, no. 4, pp. 3105-3112, April 2017.
- [10] E. S. Sinekli and R. Coban, "Dynamic integral sliding mode control of an electromechanical system," 2017 International Conference on Mechanical, System and Control Engineering (ICMSC), St. Petersburg, 2017, pp. 160-164.
- [11] K. Rabah and S. Ladaci, "A novel fractional order adaptive Sliding Mode Controller design for chaotic Arneodo systems synchronization," 2017 6th International Conference on Systems and Control (ICSC), Batna, 2017, pp. 465-469.
- [12] G.R. Ansarifar, H. Davilu, H.A. Talebi, Gain scheduled dynamic sliding mode control for nuclear steam generators, *Prog. Nucl. Eng.* 53 (2011) 651-663.
- [13] I. Podlubny, Fractional differential equations, Academic Press, San Diego, CA. 1999.
- [14] A. A. Kilbas, H. M. Srivastava, J. J. Trujillo, Theory and applications of fractional differential equations, First ed., Elsevier, Amsterdam, 2006.
- [15] K. B. Oldham, J. Spanier, The fractional calculus, Academic Press, A subsidiary of Harcourt Brace Jovanovich, Publishers, New York, 1974.
- [16] C. P. Li, D. L. Qian, Y. Q. Chen, On Riemann-Liouville and Caputo derivatives, *Disc. Dyn. Nature. Society*. 562494, (2011) 15 pp.
- [17] C. P. Li, W. H. Deng, Remarks on fractional derivatives, *AMath. Comput.* 187(2) (2007) 777-784.
- [18] D. Valrio, J. Costa, Tuning of fractional PID controllers with Ziegler-Nichols-type rules, *Signal. Proc.* 86 (2006) 2771-2784.
- [19] M. O. Efe, Fractional Fuzzy Adaptive Sliding-Mode Control of a 2-DOF Direct-Drive Robot Arm, *IEEE Trans. Syst. Man. Cybern.* 38(6) (2008) 1561-1570.
- [20] B. M. Vinagre, A. J. Calder, On fractional sliding mode control, in *Proc.7th Control*, Lisbon, Portugal, Sep. 11-13, (2006).
- [21] H. Delavari, R. Ghaderi, A. Ranjbar, S. Momani, Reply to "Comments on "Fuzzy fractional order sliding mode controller for nonlinear systems, *Commun Nonlinear Sci Numer Simulat* 15 (2010) 963- 978", *Commun. Nonlin. Sci. Numer. Simulat.* 17(10) (2012) 4010-4014.
- [22] S. Gholipour P., A. Alfi, H. Delavari, Chaos Synchronization of Fractional-Order Chaotic Lorenz-Stenflo System via Fractional Sliding Mode Control, *Int Symp Adv. Sci. Tech.* 5th SASTech. 21 Mashhad, Iran, May 12-17, (2011).
- [23] S. Gholipour P., H. Toosian Sh., M. Nabizadeh Kh., Control of Fractional Stochastic chaos with Fractional Sliding Mode, in *Proc FDA'12. the 5th IFAC workshop Frac. Diff. Appl.* 3 Nanjing, China, May 14-17, (2012) FDA12-142.
- [24] H.F. Raynaud, A.Z. Inoh, State-space representation for fractional-order controllers, *Automatica*. 36 (2000) 1017-1021.
- [25] Y. Q. Chen, H. S. Ahna, I. Podlubny, Robust stability check of fractional order linear time invariant systems with interval uncertainties, *Signal. Proc.* 86 (2006) 2611-2618.
- [26] J.C. Sprott, Chaos and Time-Series Analysis, Oxford University Press, 507 pp., 2003.
- [27] C. Predrag, Classical and Quantum Chaos, Chaos ebook, 2004.
- [28] E. Ott, Chaos in Dynamical Systems, Cambridge University Press. 2 2002.
- [29] J.H. Argyris, An exploration of chaos: an introduction for natural scientists and engineers, North-Holland. 751 pp., 1994.
- [30] F. Verhulst, Nonlinear Differential Equations and Dynamical Systems, Springer Verlag. 313 pp., 1990.
- [31] F.C. Moon, Chaotic and Fractal Dynamics, Wiley-VCH. 528 pp., 1992.
- [32] Y. Li, T. Asakura, Occurrence of Trajectory Chaos and It's Stabilizing Control Due to Dead Time of a Pneumatic Manipulator, *JSME Int. J. Series C*. 48 (2005) 640-648.
- [33] T. Asakura, T. Konja, Control design of synchronizing chaos in 2-link pneumatic manipulator, *IEEE Conf. TENCON* 2004. 4 (2004) 617 – 620.
- [34] B. Kaygisiz, A. Erkmen, I. Erkmen, Detection of Transition to Chaos During Stability Roughness Smoothing of a Robot Arm, *Intelligent Robots. Syst. IEEE/RSJ Int. Conf.* 2 (2002) 1910 – 1915.
- [35] M. Nazari, G. Rafiee, A.H. Jafari, S.M.R. Golpayegani, Supervisory Chaos Control of a Two-Link Rigid Robot Arm Using OGY Method, *Cyber. intelligent syst. Conf. CIS* (2008) IEEE Press, 41-46.