

Direct and Parallel Tomography of a Quantum Process

Yu-Xiang Zhang¹, Shengjun Wu^{1,2}, and Zeng-Bing Chen¹

¹*Hefei National Laboratory for Physical Sciences at Microscale, Department of Modern Physics, and the Collaborative Innovation Center for Quantum Information and Quantum Frontiers, University of Science and Technology of China, Hefei, Anhui 230026, China.*

²*Kuang Yaming Honors School, Nanjing University, Nanjing, Jiangsu 210093, China.*

As the method to completely characterize quantum dynamical processes, quantum process tomography (QPT) is vitally important for quantum information processing and quantum control, where the faithfulness of quantum devices plays an essential role. Here via weak measurements, we present a new QPT scheme characterized by its directness and parallelism. Comparing with the existing schemes, our scheme needs a simpler state preparation and much fewer experimental setups. Furthermore, each parameter of the quantum process is directly determined from only five experimental values in our scheme, meaning that our scheme is robust against the accumulation of errors.

High-precision operations in quantum information processing and quantum control vitally depend on the faithfulness of quantum devices. How to completely characterize quantum dynamic evolutions within the quantum devices is the task of quantum process tomography (QPT), which is a topic of essential importance. Many theoretical and experimental works on QPT have been done [1–11].

A quantum process (QP) \mathcal{E} can be viewed as a linear super-operator that maps a state ρ on the input Hilbert space \mathcal{H}_{in} (of dimension d_{in}) to the state $\mathcal{E}(\rho)$ on the output Hilbert space \mathcal{H}_{out} (of dimension d_{out}). To express it explicitly, we choose two sets of basis states $\{|\psi_{i_1}\rangle | i_1 = 1, \dots, d_{in}\}$ and $\{|\alpha_{i_2}\rangle | i_2 = 1, \dots, d_{in}\}$ in \mathcal{H}_{in} , and two sets of basis states $\{|\beta_{i_3}\rangle | i_3 = 1, \dots, d_{out}\}$ and $\{|\phi_{i_4}\rangle | i_4 = 1, \dots, d_{out}\}$ in \mathcal{H}_{out} . A QP \mathcal{E} (more generally, any linear super-operator) is associated with an operator $E = \sum_{i_1, i_2=1}^{d_{in}} \sum_{i_3, i_4=1}^{d_{out}} \chi_{i_1 i_2 i_3 i_4} |\psi_{i_1}\rangle \langle \alpha_{i_2}| \otimes |\beta_{i_3}\rangle \langle \phi_{i_4}|$, and it maps an arbitrary operator Ω_{in} on \mathcal{H}_{in} to an operator on \mathcal{H}_{out} : $\Omega_{in} \rightarrow \mathcal{E}(\Omega_{in}) = \text{tr}_{in}[(\Omega_{in} \otimes I)E]$, with the trace taken over the input Hilbert space only, i.e.,

$$\mathcal{E}(\Omega_{in}) = \sum_{i_1, i_2=1}^{d_{in}} \sum_{i_3, i_4=1}^{d_{out}} \chi_{i_1 i_2 i_3 i_4} \langle \alpha_{i_2} | \Omega_{in} | \psi_{i_1} \rangle |\beta_{i_3}\rangle \langle \phi_{i_4}|. \quad (1)$$

When the four sets of basis states are chosen, the quantum process \mathcal{E} is completely defined by the $d_{in}^2 d_{out}^2$ complex parameters $\chi_{i_1 i_2 i_3 i_4}$, which need to satisfy certain conditions to ensure that the linear map defined in (1) is a completely positive map and $\mathcal{E}(\rho)$ is really a density matrix.

Tomography of an unknown QP \mathcal{E} is, therefore, to determine all the coefficients $\chi_{i_1 i_2 i_3 i_4}$ with respect to the chosen bases, such that one can predict the output state for any input state. To accomplish it, the existing schemes [1–7] generally require measurements of many non-commuting observables and a large number of different input states, and thus become impractical when the dimension of the quantum system increases.

A QPT scheme provides a way to express the QP parameters in terms of expectation values of some observables, which can be directly obtained from experiments. So we consider a QPT scheme “more direct” if it requires fewer expectation values to determine a single QP parameter. We seek a QPT scheme that establishes a direct connection between the QP parameters and the experimental expectation values. Such a direct scheme is efficient when applied to partial QPT: to obtain a single or a few parameters of the QP, one needs to perform only the relevant measurements instead of all the measurements required for a complete tomography of all the parameters [12]. Another advantage is that a direct scheme is also robust against the accumulation of errors as it relates a QP parameter to fewer experimental expectation values.

Generally, a QPT scheme requires various input states, and on each input state some non-commuting observables should be measured. These non-compatible measurements cannot be performed simultaneously, i.e., cannot be performed in a single experimental setup. From one setup to another, the experimenters have to change and recalibrate the devices. Hence for a QPT scheme, the number of setups closely relates to the efficiency of a complete tomography. For example, in the standard QPT scheme [1, 2] one setup gives only one expectation value, and as such, even for the tomography of a “simple” two-qubit gate, it requires about $4^4 = 256$ different setups. To improve the efficiency, it is desirable to make the measurements compatible, so that much more expectation values can be obtained simultaneously in a single setup. In another word, the expectation values required to determine QP parameters should be obtained in parallel, not in sequence. Such a feature is referred to as “parallelism”. More parallel a QPT scheme is, fewer setups it requires. Clearly, as a quantification of parallelism, the number of setups required in a QPT scheme also depends on the number of different input states, since different states need different methods to prepare.

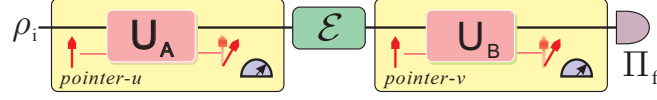


Figure 1: The main scheme. The system is initially prepared in a state ρ_i (usually chosen from an orthogonal basis $\{|\psi_i\rangle\}$), then weakly interacts with a pointer “ u ”, undergoes the unknown quantum process \mathcal{E} , weakly interacts with another pointer “ v ”, and then is post-selected by a projective measurement $\{\Pi_f\}$. The two weak measurements associate with observables \hat{A} and \hat{B} , respectively. The pointers can be either continuous-variable systems or discrete-variable systems. Joint read-out of the two pointers is required to obtain the X -value, with which one can obtain the corresponding QP parameter. The directness of our scheme is reflected in the result that one QP parameter associates with one specific combination of ρ_i , \hat{A} , \hat{B} and Π_f .

In this letter, we shall present a direct and parallel QPT scheme via weak measurements, which has already been demonstrated and used for various purposes theoretically and experimentally [13–22], including the characterization of quantum states [23–26]. Our scheme is direct since a single QP parameter is determined by only five expectation values, regardless of the dimension of the quantum system. It is parallel because the scheme requires only d_{in} experimental setups. Our scheme also has a simple input state preparation, we need only d_{in} different input states, and for the tomography of multi-particle processes we just need product input states.

The key features of our scheme are depicted in Fig. 1. Firstly, we choose a system of dimension d_{in} and prepare it in a state ρ_i , then weakly couple it with a pointer labeled by the letter “ u ”. The interaction between them is described by the Hamiltonian $H_A = g\delta(t - t_0)\hat{A} \otimes \hat{p}_u$, which results in a unitary evolution $U_A = \exp(-ig\hat{A} \otimes \hat{p}_u)$. A small g is chosen to ensure that the interaction is weak enough. Next, the system undergoes the unknown QP \mathcal{E} . Then, the system weakly interacts with a second pointer (labeled by “ v ”), the evolution is described by $U_B = \exp(-i\lambda\hat{B} \otimes \hat{p}_v)$ where a small λ is chosen to ensure a weakened interaction. Finally, a projection Π_f (the “post-selection”) is performed on the system. We use the notation $(i\hat{A}\hat{B}f)$ to denote this particular set of actions on the system.

For simplicity, suppose that the pointers “ u ” and “ v ” are initially prepared in the same state σ . We also suppose that the average values of two non-commuting observables \hat{q} and \hat{p} of each pointer are initially zero, i.e., $\text{tr}(\hat{p}\sigma) = \text{tr}(\hat{q}\sigma) = 0$. For each pointer, we can read out either its \hat{q} or \hat{p} . Therefore, there are four possible products of pointer shifts, and we define their averages as: $r_1 = \langle \hat{p}_u \otimes \hat{p}_v \rangle$, $r_2 = \langle \hat{p}_u \otimes \hat{q}_v \rangle$, $r_3 = \langle \hat{q}_u \otimes \hat{p}_v \rangle$ and $r_4 = \langle \hat{q}_u \otimes \hat{q}_v \rangle$ for each set $(i\hat{A}\hat{B}f)$ of actions on the system. These r -values can be directly obtained from the experiments.

For this unknown process \mathcal{E} , the initial state ρ_i of the system and the final post-selection Π_f , we can define an “ X -value” of \hat{A} and \hat{B} as

$$X^{i\hat{A}\hat{B}f} = \text{tr}[\Pi_f \hat{B} \mathcal{E}(\hat{A} \rho_i)] \quad (2)$$

In the Supplementary Information, we show that when the set of actions for the system is $(i\hat{A}\hat{B}f)$, the X -value $X^{i\hat{A}\hat{B}f}$ is related to the corresponding four r -values, via

$$X^{i\hat{A}\hat{B}f} = \frac{p_{f|i\hat{A}\hat{B}}}{4(\text{Im}c_1)^2 g \lambda} \left[\left(\frac{c_1^*}{c_2} \right)^2 r_1 - \frac{c_1^*}{c_2} (r_2 + r_3) + r_4 \right] \quad (3)$$

where $p_{f|i\hat{A}\hat{B}}$ denotes the probability of the post-selection Π_f , which can be obtained by statistics, and both $c_1 = \text{tr}(\hat{q}\hat{p}\sigma)$ and $c_2 = \text{tr}(\hat{p}\hat{p}\sigma)$ depend only on the initial state of the pointers. For example, if we use continuous pointers that are initially prepared in a Gaussian wave package $\frac{1}{(2\pi\Delta^2)^{1/4}} \exp(-\frac{q^2}{4\Delta^2})$ with $[\hat{q}, \hat{p}] = i$, we have $c_1 = \frac{1}{2}i$ and $c_2 = \frac{1}{4\Delta^2}$. If we use qubit pointers that are initially prepared in $|\uparrow\rangle$ (the eigenstate of $\hat{\sigma}_z$ with eigenvalue +1), with the replacement $\hat{p} \rightarrow \hat{\sigma}_x$ and $\hat{q} \rightarrow \hat{\sigma}_y$, then we have $c_1 = -i$ and $c_2 = 1$.

In order to determine the parameter $\chi_{i_1 i_2 i_3 i_4}$ of the QP \mathcal{E} in (1), we prepare the system in the i_1 -th basis state $|\psi_{i_1}\rangle$, and choose the first observable of weak measurement as $\hat{A} = |\alpha_{i_2}\rangle \langle \alpha_{i_2}|$, and the second observable as $\hat{B} = |\beta_{i_3}\rangle \langle \beta_{i_3}|$. Conditional on the final post-selected state $|\phi_{i_4}\rangle$, we average the four possible products of pointer shifts to obtain the r -values, from which the X -value $X^{i_1 i_2 i_3 i_4}$ can also be obtained easily via (3). In Supplementary Information, we show that

$$\chi_{i_1 i_2 i_3 i_4} = \frac{1}{\langle \phi_{i_4} | \beta_{i_3} \rangle \langle \alpha_{i_2} | \psi_{i_1} \rangle} X^{i_1 i_2 i_3 i_4}. \quad (4)$$

The denominator in equation (4) is fixed when the bases are fixed.

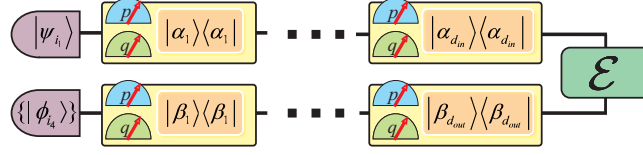


Figure 2: Parallelism. All the weak measurements can be performed simultaneously in a single setup, i.e., in parallel. The \hat{p} and \hat{q} of a pointer can be read out simultaneously by introducing a duplicate pointer.

To determine all the QP parameters, our scheme requires d_{in} different input states $\{|\psi_{i_1}\rangle\}$ which compose an orthonormal basis in \mathcal{H}_{in} . Furthermore, when the QP is a multi-particle one, we only need to prepare the multi-particle system in product states, because we can choose a set of product basis states to write the QP parameters as in equation (1). The final post-selection in our scheme is a complete projective measurement onto the basis $\{|\phi_{i_4}\rangle\}$. In contrast to many other applications of weak measurements, we do not throw away any data via post-selection, and all data are used for tomography.

We also need weak measurements of d_{in} different observables $\{|\alpha_{i_2}\rangle\langle\alpha_{i_2}| | i_2 = 1, \dots, d_{in}\}$ on the input system, and weak measurements of d_{out} different observables $\{|\beta_{i_3}\rangle\langle\beta_{i_3}| | i_3 = 1, \dots, d_{out}\}$ on the system output from the unknown QP. All of these observables can be measured simultaneously in one setup as the change of system state due to each weak measurement is negligible. Suppose that coupling constants of all the weak measurements have the same order of ϵ , then the principal contributions to an r -value of two pointers that associate with observables \hat{A} and \hat{B} are of order ϵ^2 , while the influence to it caused by an additional pointer is of order ϵ^4 . This result also ensures that we can introduce two pointers to weakly measure a same observable, and finally read out the \hat{q} shift of one pointer and the \hat{p} shift of the other pointer. These features are shown in Fig. 2. In such a way, the $4d_{in}d_{out}^2$ r -values that correspond to one specific input state, the d_{in} observables on \mathcal{H}_{in} , the d_{out} observables on \mathcal{H}_{out} and the d_{out} post-selected states, can be obtained in a single experimental setup. In other words, $d_{in}d_{out}^2$ QP parameters can be determined simultaneously. So our QPT scheme is a parallel one, the number of setups equals the number of different input states, which is d_{in} .

In our scheme, the QP parameters are directly related to the experimental data in an elegant way, as revealed in equations (3) and (4): the parameter $\chi_{i_1 i_2 i_3 i_4}$ is completely determined by the X -value $X_{i_1 i_2 i_3 i_4}^i$, which, in turn, is determined by five experimental values, i.e., the four r -values and the probability $p_{f|i\hat{A}\hat{B}}$. This result is valid regardless of the dimension of the system. Immediately, it leads to the fact that our scheme is very efficient for partial QPT, in which not all QP parameters are of interest. Furthermore, the direct relation established by our scheme could sharply reduce the accumulation of experimental systematic errors, which may lead to a non-physical reconstruction of the unknown QP [28, 29]. We use δ to roughly denote each systematical error produced in the experimental operations, including the state preparation and measurements. Then for our QPT scheme, it can be shown from equation (2) and equation (4) that the accumulated systematic error is given as $\delta\chi_{i_1 i_2 i_3 i_4} \sim \delta(|\psi_{i_1}\rangle) + \delta(|\alpha_{i_2}\rangle) + \delta(|\beta_{i_3}\rangle) + \delta(|\phi_{i_4}\rangle)$. The number of error terms is a constant, which does not depend on the dimensions of \mathcal{H}_{in} and \mathcal{H}_{out} .

As to the existing QPT schemes [1–7], we present in details in the Supplemental Material that, the numbers of required setups are generally of order $O(d^2)$, $O(d^4)$ or $O(d^6)$ [4, 5, 27], where we have assumed that $d_{in} = d_{out} = d$. The accumulated error of one QP parameter is generally $\delta(\chi) \sim 2d^2\delta$ or $\sim 2d^4\delta$. The number of different input states required by them is generally $O(d^2)$ [1–4]. Although in some schemes the number of input states is of the same order with ours [5–7], an ancilla system has to be introduced, and the initial states must be correlated states of the combined system, which are much more difficult to prepare. In the Supplemental Material we also propose an ancilla-assisted version of our scheme, it requires only one input state and one setup. Based on these facts, the advantages of our schemes are apparent.

We also present further extensions of our scheme in the Supplemental Material. When the coupling constants such as λ and g are not so small, i.e., the measurements are not so weak, a tomography scheme of the QP is also presented, and the problem can actually be solved exactly since all the observables we have considered so far are projectors. One can also consider observables other than projectors, we illustrate this point via an example of the tomography of a single-qubit gate in the Supplemental Material, where we use one Pauli matrix as the observable and one observable is sufficient. An extension of our scheme for the case of multi-particle QPT with only weak measurements performed on single particles is also proposed. In the scheme, only product input states are required.

In summary, our scheme requires the simplest state preparation, it is more parallel than the existing schemes and requires the fewest setups. Being the most direct scheme, our scheme is also robust against error accumulation. Weak measurements, the building blocks in our scheme, have already been demonstrated and used for various purposes experimentally [15–23]. So our scheme can be implemented under current technology.

This work was supported by the National Natural Science Foundation of China (Grants Nos. 11275181 and 61125502), the National Fundamental Research Program of China (Grant No. 2011CB921300), the Chinese Academy

of Sciences, and the National High Technology Research and Development Program of China.

-
- [1] J. F. Poyatos, J. I. Cirac, and P. Zoller, Phys. Rev. Lett. **78**, 390 (1997).
 - [2] I.L. Chuang, and M. A. Nielsen, J. Mod. Opt. **44**, 2455-2467 (1997).
 - [3] M. Mohseni, and D. A. Lidar, Phys. Rev. Lett. **97**, 170501 (2006).
 - [4] C. T. Schmiegelow, A. Bendersky, M. A. Larotonda, and J. P. Paz, Phys. Rev. Lett. **107**, 100502 (2011).
 - [5] M. Mohseni, and D. A. Lidar, Phys. Rev. A **75**, 062331 (2007).
 - [6] J. B. Altepeter *et al.*, Phys. Rev. Lett. **90**, 193601 (2003).
 - [7] G. M. D'Ariano, and P. L. Presti, Phys. Rev. Lett. **91**, 047902 (2003).
 - [8] R. Kumar, E. Barrios, C. Kupchak, and A. I. Lvovsky, Phys. Rev. Lett. **110**, 130403 (2013).
 - [9] J. Emerson *et al.*, Science **317**, 1893-1896 (2007).
 - [10] M. Lobino *et al.*, Science **322**, 563-566 (2008).
 - [11] R. C. Bialczak *et al.*, Nat. Phys. **6**, 409-413 (2010).
 - [12] A. Bendersky, F. Pastawski, and J. P. Paz, Phys. Rev. Lett. **100**, 190403 (2008).
 - [13] Y. Aharonov, D. Z. Albert, and L. Vaidman, Phys. Rev. Lett. **60**, 1351-1354 (1988).
 - [14] A. Romito, Y. Gefen, and Y. M. Blanter, Phys. Rev. Lett. **100**, 056801 (2008).
 - [15] A. Palacios-Laloy *et al.*, Nat. Phys. **6**, 442-447 (2010).
 - [16] K. J. Resch, Science **319**, 733 (2008).
 - [17] M. E. Goggina *et al.*, Proc. Natl. Acad. Sci. U.S.A. **108**, 1256-1261 (2011).
 - [18] N. W. M. Ritchie, J. G. Story, and R. G. Hulet, Phys. Rev. Lett. **66**, 1107-1110 (1991).
 - [19] O. Hosten, and P. Kwiat, Science **319**, 787-790 (2008).
 - [20] S. Kocsis *et al.*, Science **332**, 1170-1173 (2011).
 - [21] A. Feizpour, X. Xing, and A. M. Steinberg, Phys. Rev. Lett. **107**, 133603 (2011).
 - [22] P. B. Dixon, D. J. Starling, A. N. Jordan, and J. C. Howell, Phys. Rev. Lett. **102**, 173601 (2009).
 - [23] J. S. Lundeen, B. Sutherland, A. Patel, C. Stewart, C. Bamber, Nature **474**, 188-191 (2011).
 - [24] J. S. Lundeen, and C. Bamber, Phys. Rev. Lett. **108**, 070402 (2012).
 - [25] S. Wu, Sci. Rep. **3**, 1193 (2013).
 - [26] A. D. Lorenzo, Phys. Rev. Lett. **110**, 010404 (2013).
 - [27] M. Mohseni, A. T. Rezakhani, and D. A. Lidar, Phys. Rev. A **77**, 032322 (2008).
 - [28] S. T. Merkel, *et al.*, Phys. Rev. A **87**, 062119 (2013).
 - [29] M. Jeřek, J. Fiurášek, and H. Zdeněk, Phys. Rev. A **68**, 012305 (2003).

I. SUPPLEMENTAL MATERIAL

As stated in the main text, we like to have a tomography scheme for an unknown quantum process (QP) \mathcal{E} , which can be viewed as a linear super-operator that maps an input state ρ_{in} on \mathcal{H}_{in} (of dimension d_{in}) to the output state $\mathcal{E}(\rho)$ on \mathcal{H}_{out} (of dimension d_{out}). Here, $d_{in} \neq d_{out}$ in general.

In order to express the QP explicitly, we choose two sets of basis states $\{|\psi_{i_1}\rangle | i_1 = 1, \dots, d_{in}\}$ and $\{|\alpha_{i_2}\rangle | i_2 = 1, \dots, d_{in}\}$ in the input Hilbert space \mathcal{H}_{in} , and two sets of basis states $\{|\beta_{i_3}\rangle | i_3 = 1, \dots, d_{out}\}$ and $\{|\phi_{i_4}\rangle | i_4 = 1, \dots, d_{out}\}$ in the output Hilbert space \mathcal{H}_{out} . Any QP \mathcal{E} (more generally, any linear super-operator) is associated with an operator $E = \sum_{i_1, i_2=1}^{d_{in}} \sum_{i_3, i_4=1}^{d_{out}} \chi_{i_1 i_2 i_3 i_4} |\psi_{i_1}\rangle \langle \alpha_{i_2}| \otimes |\beta_{i_3}\rangle \langle \phi_{i_4}|$, and maps an arbitrary operator Ω_{in} on \mathcal{H}_{in} to an operator on \mathcal{H}_{out} : $\Omega_{in} \rightarrow \mathcal{E}(\Omega_{in}) = tr_{in}[(\Omega_{in} \otimes I)E]$, with the trace taken over the input Hilbert space only, i.e.,

$$\mathcal{E}(\Omega_{in}) = \sum_{i_1, i_2=1}^{d_{in}} \sum_{i_3, i_4=1}^{d_{out}} \chi_{i_1 i_2 i_3 i_4} \langle \alpha_{i_2} | \Omega_{in} | \psi_{i_1} \rangle |\beta_{i_3}\rangle \langle \phi_{i_4}|. \quad (5)$$

When the four sets of basis states are chosen, the quantum process \mathcal{E} is completely defined by the coefficients $\chi_{i_1 i_2 i_3 i_4}$. Tomography of an unknown QP \mathcal{E} is, therefore, to determine the coefficients $\chi_{i_1 i_2 i_3 i_4}$ with respect to the chosen bases. The four sets of basis states could be chosen according to our convenience.

This supplementary material is organized as follows. In Sec. A, we present our main QPT scheme for the case when the couplings between the system and the pointers are weak, and we derive the results in the main text. In Sec. B, we show the advantages of our scheme by comparing it with the existing QPT schemes. In Sec. C, we discuss the cases when the couplings are not weak, we find that QPT is still possible and the problem can actually be solved exactly when the observables we consider are all projectors. In Sec D, we present an alternative QPT scheme for a single-qubit gate, and show that the observables in the weak measurements need not be projectors. In Sec. E, we extend our scheme to the case of multi-particle processes and show that weak measurements of single-particle

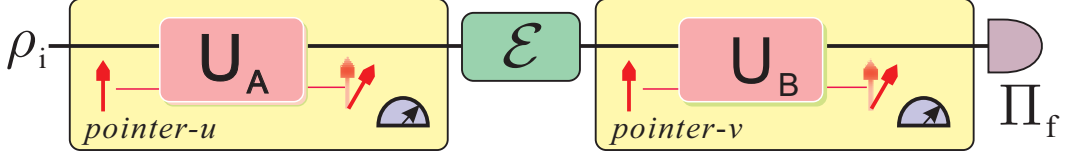


Figure 3: Our main scheme of QPT

observables are sufficient for QPT of multi-particle processes. In Sec. F, we present an ancilla-assisted version of our QPT scheme, and it requires only one input state.

A. Our main QPT scheme

The key features of our scheme are depicted in Fig. 3. Firstly, we choose a system of dimension d_{in} and prepare it in a state ρ_i , then weakly couple it with a pointer labeled by the letter “ u ”. The interaction between them is described by the Hamiltonian $H_A = g\delta(t - t_0)\hat{A} \otimes \hat{p}_u$, which results in a unitary evolution $U_A = \exp(-ig\hat{A} \otimes \hat{p}_u)$. A small g is chosen to ensure that the interaction is weak. Next, the system undergoes the unknown QP \mathcal{E} . Then, the system weakly interacts with a second pointer (labeled by “ v ”) and the evolution is described by $U_B = \exp(-i\lambda\hat{B} \otimes \hat{p}_v)$ where a small λ is chosen to ensure a weakened interaction. Finally, a projection Π_f (the post-selection) is performed on the system. We use the notation $(i\hat{A}\hat{B}f)$ to denote this particular set of actions on the system.

For simplicity, suppose the pointers “ u ” and “ v ” are initially prepared in the states σ_u and σ_v respectively. For each pointer, we can read out either its \hat{q} or \hat{p} . Therefore, there are four possible products of pointer shifts, and we define their averages as: $r_1 = \langle \hat{p}_u \otimes \hat{p}_v \rangle$, $r_2 = \langle \hat{p}_u \otimes \hat{q}_v \rangle$, $r_3 = \langle \hat{q}_u \otimes \hat{p}_v \rangle$ and $r_4 = \langle \hat{q}_u \otimes \hat{q}_v \rangle$ for each set $(i\hat{A}\hat{B}f)$ of actions on the system. These r -values can be directly obtained from the experiments.

The initial overall state of the combined system is $\varrho = \rho_i \otimes \sigma_u \otimes \sigma_v$, and the final overall state is $\varrho' = \Pi_f U_B \mathcal{E} [U_A \varrho U_A^\dagger] U_B^\dagger \Pi_f$, where $U_A \approx 1 - ig\hat{A} \otimes \hat{p}_u - \frac{1}{2}g^2\hat{A}^2 \otimes \hat{p}_u^2$ and $U_B \approx 1 - i\lambda\hat{B} \otimes \hat{p}_v - \frac{1}{2}\lambda^2\hat{B}^2 \otimes \hat{p}_v^2$. Up to the second order of the coupling constants (λ and g), the final state is given as

$$\begin{aligned} \varrho' \approx \Pi_f \{ & \mathcal{E}(\rho_i) \otimes \sigma_u \otimes \sigma_v \\ & - ig[\mathcal{E}(\hat{A}\rho_i) \otimes (\hat{p}_u\sigma_u) - \mathcal{E}(\rho_i\hat{A}) \otimes (\sigma_u\hat{p}_u)] \otimes \sigma_v \\ & - i\lambda[(\hat{B}\mathcal{E}(\rho_i)) \otimes (\hat{p}_v\sigma_v) - (\mathcal{E}(\rho_i)\hat{B}) \otimes (\sigma_v\hat{p}_v)] \otimes \sigma_u \\ & - \frac{1}{2}g^2[\mathcal{E}(\hat{A}^2\rho_i) \otimes (\hat{p}_u^2\sigma_u) + \mathcal{E}(\rho_i\hat{A}^2) \otimes (\sigma_u\hat{p}_u^2) - 2\mathcal{E}(\hat{A}\rho_i\hat{A}) \otimes (\hat{p}_u\sigma_u\hat{p}_u)] \otimes \sigma_v \\ & - \frac{1}{2}\lambda^2[(\hat{B}^2\mathcal{E}(\rho_i)) \otimes (\hat{p}_v^2\sigma_v) + (\mathcal{E}(\rho_i)\hat{B}^2) \otimes (\sigma_v\hat{p}_v^2) - 2(\hat{B}\mathcal{E}(\rho_i)\hat{B}) \otimes (\hat{p}_v\sigma_v\hat{p}_v)] \otimes \sigma_u \\ & - \lambda g[(\hat{B}\mathcal{E}(\hat{A}\rho_i)) \otimes (\hat{p}_u\sigma_u) \otimes (\hat{p}_v\sigma_v) - (\mathcal{E}(\hat{A}\rho_i)\hat{B}) \otimes (\hat{p}_u\sigma_u) \otimes (\sigma_v\hat{p}_v) \\ & - (\hat{B}\mathcal{E}(\rho_i\hat{A})) \otimes (\sigma_u\hat{p}_u) \otimes (\hat{p}_v\sigma_v) + (\mathcal{E}(\rho_i\hat{A})\hat{B}) \otimes (\sigma_u\hat{p}_u) \otimes (\sigma_v\hat{p}_v)] \} \Pi_f \end{aligned} \quad (6)$$

The trace of ϱ' is the probability of obtaining Π_f in the post-selection (when the input is ρ_i and the two observables of weak measurements are \hat{A} and \hat{B})

$$p_{f|i\hat{A}\hat{B}} = \text{tr}(\varrho'). \quad (7)$$

Then the normalized reduced density matrix of the two pointer can be obtained by a partial trace over the system:

$$\varrho_{uv} = \frac{1}{p_{f|i\hat{A}\hat{B}}} \text{tr}_s(\varrho').$$

For convenience, we assume that the initial states of the two pointers are the same and the average values of \hat{q} and \hat{p} of each pointer are initially zero, i.e., $\sigma_u = \sigma_v = \sigma$ and $\text{tr}(\hat{p}\sigma) = \text{tr}(\hat{q}\sigma) = 0$. It can be seen that only the terms containing the factor λg in (6) contribute to the four r -values $r_1 = \langle \hat{p}_u \otimes \hat{p}_v \rangle$, $r_2 = \langle \hat{p}_u \otimes \hat{q}_v \rangle$, $r_3 = \langle \hat{q}_u \otimes \hat{p}_v \rangle$ and $r_4 = \langle \hat{q}_u \otimes \hat{q}_v \rangle$. Here, the expectation value, which is defined for each fixed set of actions $(i\hat{A}\hat{B}f)$ on the system, is calculated with respect to the final state ρ_{uv} of the two pointers. For example, $r_1 = \text{tr}[(\hat{p}_u \otimes \hat{p}_v)\varrho_{uv}]$, where ϱ_{uv}

and r_1 both depend on the set of actions $(i\hat{A}\hat{B}f)$ on the system. We drop the superscripts $(i\hat{A}\hat{B}f)$ when there is no confusion.

For convenience, we can define two X -values

$$X^{i\hat{A}\hat{B}f} = \text{tr}[\Pi_f \hat{B} \mathcal{E}(\hat{A}\rho_i)], \tilde{X}^{i\hat{A}\hat{B}f} = \text{tr}[\Pi_f \mathcal{E}(\hat{A}\rho_i) \hat{B}] \quad (8)$$

The X -values can be viewed as a certain kind of joint weak values. Then the terms in ϱ_{uv} that contribute to the four r -values can be expressed as

$$\begin{aligned} \varrho_{uv} \sim & -\frac{g\lambda}{p_{f|i\hat{A}\hat{B}}} [X^{i\hat{A}\hat{B}f}(\hat{p}_u\sigma) \otimes (\hat{p}_v\sigma) - \tilde{X}^{i\hat{A}\hat{B}f}(\hat{p}_u\sigma) \otimes (\sigma\hat{p}_v) \\ & - (\tilde{X}^{i\hat{A}\hat{B}f})^*(\sigma\hat{p}_u) \otimes (\hat{p}_v\sigma) + (X^{i\hat{A}\hat{B}f})^*(\sigma\hat{p}_u) \otimes (\sigma\hat{p}_v)] \end{aligned} \quad (9)$$

Let $c_1 = \text{tr}(\hat{q}\hat{p}\sigma)$ and $c_2 = \text{tr}(\hat{p}\hat{p}\sigma)$. We drop the superscript $(i\hat{A}\hat{B}f)$ when the context is clear. The four r -values can be written as

$$\begin{pmatrix} \frac{r_1}{c_2} \\ \frac{r_2}{c_2} \\ \frac{r_3}{c_2} \\ \frac{r_4}{c_2} \end{pmatrix} = \frac{-g\lambda}{p_{f|i\hat{A}\hat{B}}} \begin{pmatrix} 1 & -1 & -1 & 1 \\ c_1 & -c_1^* & -c_1 & c_1^* \\ c_1 & -c_1 & -c_1^* & c_1^* \\ c_1^2 & -|c_1|^2 & -|c_1|^2 & c_1^{*2} \end{pmatrix} \begin{pmatrix} X \\ \tilde{X} \\ \tilde{X}^* \\ X^* \end{pmatrix}. \quad (10)$$

Since the matrix in (10) is invertible, the X -values can be expressed in terms of the r -values as

$$\begin{pmatrix} X \\ \tilde{X} \\ \tilde{X}^* \\ X^* \end{pmatrix} = \frac{-p_{f|i\hat{A}\hat{B}}}{g\lambda(c_1 - c_1^*)^2} \begin{pmatrix} (\frac{c_1^*}{c_2})^2 & -\frac{c_1^*}{c_2} & -\frac{c_1^*}{c_2} & 1 \\ (\frac{|c_1|}{c_2})^2 & -\frac{c_1}{c_2} & -\frac{c_1}{c_2} & 1 \\ (\frac{|c_1|}{c_2})^2 & -\frac{c_1}{c_2} & -\frac{c_1^*}{c_2} & 1 \\ (\frac{c_1}{c_2})^2 & -\frac{c_2}{c_2} & -\frac{c_2}{c_2} & 1 \end{pmatrix} \begin{pmatrix} r_1 \\ r_2 \\ r_3 \\ r_4 \end{pmatrix}. \quad (11)$$

Hence, we have proved Eq. (3) in the main text, which is just the first one of the above set of equations.

Now we focus on $X^{i\hat{A}\hat{B}f}$. From (5), $X^{i\hat{A}\hat{B}f}$ can be expressed as

$$\begin{aligned} X^{i\hat{A}\hat{B}f} &= \text{tr}[\Pi_f \hat{B} \mathcal{E}(\hat{A}\rho_i)] \\ &= \sum_{i'_1, i'_2=1}^{d_{in}} \sum_{i'_3, i'_4=1}^{d_{out}} \chi_{i'_1 i'_2 i'_3 i'_4} \text{tr}(\Pi_f \hat{B} |\beta_{i'_3}\rangle \langle \phi_{i'_4}|) \langle \alpha_{i'_2} | \hat{A} \rho_i | \psi_{i'_1} \rangle \end{aligned} \quad (12)$$

When $\hat{A} = |\alpha_{i_2}\rangle \langle \alpha_{i_2}|$, $\hat{B} = |\beta_{i_3}\rangle \langle \beta_{i_3}|$, $\rho_i = |\psi_{i_1}\rangle \langle \psi_{i_1}|$ and $\Pi_f = |\phi_{i_4}\rangle \langle \phi_{i_4}|$, the index $(i\hat{A}\hat{B}f)$ can be denoted as $(i_1 i_2 i_3 i_4)$. Substituting the projectors into (12) we immediately have

$$\chi_{i_1 i_2 i_3 i_4} = \frac{1}{\langle \phi_{i_4} | \beta_{i_3} \rangle \langle \alpha_{i_2} | \psi_{i_1} \rangle} X^{i_1 i_2 i_3 i_4}. \quad (13)$$

Thus, we have proved Eq. (4) in the main text.

The QP parameters are directly related to the experimental data in an elegant way, as revealed in Eqs. (3) and (4) of the main text: the parameter $\chi_{i_1 i_2 i_3 i_4}$ is completely determined by the X -value $X^{i_1 i_2 i_3 i_4}$, which, in turn, is determined by five experimental values, i.e., the four r -values and the probability $p_{f|i\hat{A}\hat{B}}$. This result is valid regardless of the dimension of the system.

From the proof, we find that $\tilde{X}^{i\hat{A}\hat{B}f}$ can also be used to determine the QP parameters. Let us rewrite the process \mathcal{E} as $\mathcal{E}(\Omega_{in}) = \sum_{i_1, i_2=1}^{d_{in}} \sum_{i_3, i_4=1}^{d_{out}} \tilde{\chi}_{i_1 i_2 i_3 i_4} \langle \alpha_{i_2} | \Omega_{in} | \psi_{i_1} \rangle |\phi_{i_4}\rangle \langle \beta_{i_3}|$, where comparing with the representation in (5), we have exchanged the roles of the two bases of \mathcal{H}_{out} . Analogous calculation leads to the following result

$$\tilde{\chi}_{i_1 i_2 i_3 i_4} = \frac{1}{\langle \beta_{i_3} | \phi_{i_4} \rangle \langle \alpha_{i_2} | \psi_{i_1} \rangle} \tilde{X}^{i_1 i_2 i_3 i_4}.$$

B. Our scheme versus the existing QPT schemes

In this section, we compare the existing QPT schemes with ours. The comparison will be under the assumption that $d_{in} = d_{out} = d$. In the literature, some schemes cannot give all the QP parameters [1]. And some schemes are designed for specific physical systems, for example, the optical system [2]. Here we focus on the four main schemes for complete QPT.

Scheme a The standard QPT scheme [3, 4]. It requires d^2 linearly independent input states, and the QP parameters are determined in an indirect way via state tomography upon the output states.

Scheme b Ancilla-assisted process tomography [5, 6]. The idea comes from the isomorphism between operators and quantum states, and the scheme also relies on state tomography. To determine all QP parameters, one needs only one full-rank mixed input state of the principal system and the ancilla, similar to the ancilla-assisted version of our QPT scheme presented in Sec. F of this Supplementary Information.

Scheme c Direct characterization of QP [7, 8]. This method is based on the error correction theory. It requires an ancillary quantum system and $d + 2$ different entangled input states of the combined system, with d being a prime number. The measurements are performed jointly, in entangled bases.

Scheme d Selective and efficient QPT [9]. Suppose the process \mathcal{E} is written as $\mathcal{E}(\rho) = \sum_{a,b} \chi_{ab} E_a \rho E_b^\dagger$ where $\{E_a | a = 1 \cdots d^2\}$ is a basis of operators. The success of this scheme relies on a fact that $\frac{1}{K} \sum_j \langle \phi_j | \mathcal{E}(E_a^\dagger | \phi_j) \langle \phi_j | E_b | \phi_j \rangle = \frac{d\chi_{ab} + \delta_{a,b}}{d+1}$, where the summation is over all input states that form a “2-design”, which has about $O(d^2)$ elements. To obtain χ_{ab} , the input state $|\phi_j\rangle$ should be acted upon by one of the four extra standard channels $(E_a \pm E_b)^\dagger$ and $(E_a \pm iE_b)^\dagger$ before undergoing the process \mathcal{E} , and finally the output state should be projected onto the set of input states $|\phi_j\rangle$.

For the physical resources, the numbers of different input states in Scheme (a) and (d) are of order d^2 , much larger than that of ours. The input states required in Schemes (b) and (c) are much more difficult to prepare. Additionally, Scheme (c) works only when d is a prime; otherwise, one should embed the system in a larger Hilbert space whose dimension is a prime number.

As to parallelism, the numbers of setups required for Schemes (a)-(c) are $O(d^4)$, $O(d^4)$ [10] and $O(d^2)$ [8], respectively. Scheme (d) is designed especially for partial QPT and different strategies are needed to determine different QP parameters. But for a complete QPT, Scheme (d) requires $O(d^6)$ setups [9]. In contrast, our scheme requires only d setups (for preparation of the d different initial states).

Then let us consider data processing and error accumulation. In Schemes (a) and (b), the QP parameters are related to all the experimental values via a $d^4 \times d^4$ matrix [10, 11]. We use δ to roughly denote each systematical error produced in the experimental operations, including the state preparation and measurements. In Schemes (a), the systematic errors of an expectation value arise from input-state preparation and the performance of the projective measurements; in scheme (b) the errors of one expectation value arise from the two measurements performed on the principal and the ancillary systems. So the error of each estimated parameter χ in both schemes originates from $2d^4$ terms, i.e., $\delta(\chi) \sim 2d^4\delta$. In Scheme (c), the d^2 diagonal QP parameters can be directly obtained, but the $O(d^4)$ non-diagonal parameters are related in a complex way to outcomes of the joint measurements performed on $O(d)$ non-maximally entangled states [8]. Preparation of the entangled states and the collective measurements on the composite system are more vulnerable to errors. In Scheme (d), to give one QP parameter, $O(d^2)$ different input states and four extra standard QPs are required. Neglecting the possible imperfections of extra QPs, the accumulated error can be expressed as $\delta(\chi) \sim 2d^2\delta$. In our QPT scheme, we have presented in the main text that $\delta(\chi) \sim 4\delta$. Therefore, our scheme has an advantage over the other schemes with respect to the robustness against error accumulation.

C. A QPT scheme with exact solutions

As weak measurements are the building blocks of our main scheme, the couplings between the pointers and the system should be weak. However, for both theoretical and practical significance, it is interesting to discuss the cases when the couplings are not weak.

Actually, for the case of strong couplings, we still have a QPT scheme if \hat{A} and \hat{B} are both projective operators. In this case, we have $U_A = I_{su} + \hat{A} \otimes (e^{-ig\hat{p}_u} - I_u)$ and $U_B = I_{sv} + \hat{B} \otimes (e^{-i\lambda\hat{p}_v} - I_v)$. Then, with the same setup as in

Fig. 1, the final density matrix of the pointers is given exactly as

$$\begin{aligned}
\text{tr}_s(\rho') = & \text{tr}[\Pi_f \mathcal{E}(\rho_i)] \sigma_u \otimes \sigma_v \\
& \textcircled{1} + \{ \text{tr}[\Pi_f \mathcal{E}(\hat{A}\rho_i)] (e^{-ig\hat{p}_u} - I)\sigma_u + \text{tr}[\Pi_f \mathcal{E}(\rho_i\hat{A})] \sigma_u (e^{ig\hat{p}_u} - I) \} \otimes \sigma_v \\
& \textcircled{1} + \{ \text{tr}[\Pi_f \hat{B}\mathcal{E}(\rho_i)] (e^{-i\lambda\hat{p}_v} - I)\sigma_v + \text{tr}[\Pi_f \mathcal{E}(\rho_i)\hat{B}] \sigma_v (e^{i\lambda\hat{p}_v} - I) \} \otimes \sigma_u \\
& \textcircled{1} + \text{tr}[\Pi_f \mathcal{E}(\hat{A}\rho\hat{A})] (e^{-ig\hat{p}_u} - I)\sigma_u (e^{ig\hat{p}_u} - I) \otimes \sigma_v + \text{tr}[\Pi_f \hat{B}\mathcal{E}(\rho_i)\hat{B}] (e^{-i\lambda\hat{p}_v} - I)\sigma_v (e^{i\lambda\hat{p}_v} - I) \otimes \sigma_u \\
& \textcircled{2} + \text{tr}[\Pi_f \hat{B}\mathcal{E}(\hat{A}\rho_i)] (e^{-ig\hat{p}_u} - I)\sigma_u \otimes (e^{-i\lambda\hat{p}_v} - I)\sigma_v + \text{tr}[\Pi_f \mathcal{E}(\hat{A}\rho_i)\hat{B}] (e^{-ig\hat{p}_u} - I)\sigma_u \otimes \sigma_v (e^{i\lambda\hat{p}_v} - I) \\
& \textcircled{2} + \text{tr}[\Pi_f \hat{B}\mathcal{E}(\rho_i\hat{A})] \sigma_u (e^{ig\hat{p}_u} - I) \otimes (e^{-i\lambda\hat{p}_v} - I)\sigma_v + \text{tr}[\Pi_f \mathcal{E}(\rho_i\hat{A})\hat{B}] \sigma_u (e^{ig\hat{p}_u} - I) \otimes \sigma_v (e^{i\lambda\hat{p}_v} - I) \\
& \textcircled{3} + \text{tr}[\Pi_f \hat{B}\mathcal{E}(\hat{A}\rho_i)\hat{B}] (e^{-ig\hat{p}_u} - I)\sigma_u \otimes (e^{-i\lambda\hat{p}_v} - I)\sigma_v (e^{i\lambda\hat{p}_v} - I) \\
& \textcircled{3} + \text{tr}[\Pi_f \hat{B}\mathcal{E}(\rho_i\hat{A})\hat{B}] \sigma_u (e^{ig\hat{p}_u} - I) \otimes (e^{-i\lambda\hat{p}_v} - I)\sigma_v (e^{i\lambda\hat{p}_v} - I) \\
& \textcircled{4} + \text{tr}[\Pi_f \hat{B}\mathcal{E}(\hat{A}\rho_i\hat{A})] (e^{-ig\hat{p}_u} - I)\sigma_u (e^{ig\hat{p}_u} - I) \otimes (e^{-i\lambda\hat{p}_v} - I)\sigma_v \\
& \textcircled{4} + \text{tr}[\Pi_f \mathcal{E}(\hat{A}\rho_i\hat{A})\hat{B}] (e^{-ig\hat{p}_u} - I)\sigma_u (e^{ig\hat{p}_u} - I) \otimes \sigma_v (e^{i\lambda\hat{p}_v} - I) \\
& \textcircled{5} + \text{tr}[\Pi_f \hat{B}\mathcal{E}(\hat{A}\rho_i\hat{A})\hat{B}] (e^{-ig\hat{p}_u} - I)\sigma_u (e^{ig\hat{p}_u} - I) \otimes (e^{-i\lambda\hat{p}_v} - I)\sigma_v (e^{i\lambda\hat{p}_v} - I)
\end{aligned} \tag{14}$$

From the above expression, we know that the terms marked with ① contribute only to the shift of one pointer, thus do not contribute to the four r -values. The terms marked with ② ③ ④ ⑤ all contribute to the r -values. In order to obtain the X -values in terms marked with ② from the r -values, we should perform additional experiments to determine the coefficients in the terms marked with ③ ④ ⑤. In the following, let $\hat{A} = |\alpha_{i_2}\rangle\langle\alpha_{i_2}|$, $\hat{B} = |\beta_{i_3}\rangle\langle\beta_{i_3}|$, $\rho_i = |\psi_{i_1}\rangle\langle\psi_{i_1}|$ and $\Pi_f = |\phi_{i_4}\rangle\langle\phi_{i_4}|$.

a. Determining the coefficient of ⑤. Since $\hat{A}\rho_i\hat{A} = |\langle\alpha_{i_2}|\psi_{i_1}\rangle|^2 \hat{A}$, $\hat{B}\Pi_f\hat{B} = |\langle\beta_{i_3}|\phi_{i_4}\rangle|^2 \hat{B}$, the coefficient $\text{tr}[\Pi_f \hat{B}\mathcal{E}(\hat{A}\rho_i\hat{A})\hat{B}]$ equals to $|\langle\alpha_{i_2}|\psi_{i_1}\rangle\langle\beta_{i_3}|\phi_{i_4}\rangle|^2 \text{tr}[\hat{B}\mathcal{E}(\hat{A})]$. The factor $|\langle\alpha_{i_2}|\psi_{i_1}\rangle\langle\beta_{i_3}|\phi_{i_4}\rangle|^2$ is fixed when the bases are chosen, we only need to determine the factor $\text{tr}[\hat{B}\mathcal{E}(\hat{A})]$ experimentally. For this purpose we need to perform the following experiment. First we initialize the quantum system in the state $|\alpha_{i_2}\rangle\langle\alpha_{i_2}| = \hat{A}$, then the system undergoes the QP \mathcal{E} and its state turns out to be $\mathcal{E}(\hat{A})$. At last, we project the system onto $|\beta_{i_3}\rangle\langle\beta_{i_3}| = \hat{B}$ as a post-selection. Then the value of $\text{tr}[\hat{B}\mathcal{E}(\hat{A})]$ equals to $p_{i_3|i_2}$, which is the probability of obtaining $|\beta_{i_3}\rangle$ in post-selection (when the input state is $|\alpha_{i_2}\rangle$).

b. Determining the coefficients of ③. Similarly, we have $\text{tr}[\Pi_f \hat{B}\mathcal{E}(\hat{A}\rho_i)\hat{B}] = |\langle\beta_{i_3}|\phi_{i_4}\rangle|^2 \text{tr}[\hat{B}\mathcal{E}(\hat{A}\rho_i)]$ and $\text{tr}[\Pi_f \hat{B}\mathcal{E}(\rho_i\hat{A})\hat{B}] = |\langle\beta_{i_3}|\phi_{i_4}\rangle|^2 \text{tr}[\hat{B}\mathcal{E}(\rho_i\hat{A})]$. To determine $\text{tr}[\hat{B}\mathcal{E}(\hat{A}\rho_i)]$ and $\text{tr}[\hat{B}\mathcal{E}(\rho_i\hat{A})]$, we need to perform another experiment. First we prepare the system in an input state $\rho_i = |\psi_{i_1}\rangle\langle\psi_{i_1}|$ and couple it with a pointer labeled by “ u ” via U_A , then the system undergoes the process \mathcal{E} , which is followed by a projective measurement onto $|\beta_{i_3}\rangle\langle\beta_{i_3}| = \hat{B}$. The reduced density matrix of the pointers is finally given as

$$\begin{aligned}
\text{tr}_s(\rho'_{su}) = & \text{tr}[\hat{B}\mathcal{E}(\rho_i)] \sigma_u + \\
& \text{tr}[\hat{B}\mathcal{E}(\hat{A}\rho_i)] (e^{-ig\hat{p}_u} - I)\sigma_u + \text{tr}[\hat{B}\mathcal{E}(\rho_i\hat{A})] \sigma_u (e^{ig\hat{p}_u} - I) + \\
& \text{tr}[\hat{B}\mathcal{E}(\hat{A}\rho_i\hat{A})] (e^{-ig\hat{p}_u} - I)\sigma_u (e^{ig\hat{p}_u} - I)
\end{aligned}$$

The first term of $\text{tr}_s(\rho'_{su})$ does not contribute to $\langle\hat{p}_u\rangle$ and $\langle\hat{q}_u\rangle$, and the term $\text{tr}[\hat{B}\mathcal{E}(\hat{A}\rho_i\hat{A})]$ has already been obtained when we try to determine the coefficient of ⑤ experimentally. So $\text{tr}[\hat{B}\mathcal{E}(\hat{A}\rho_i)]$ and $\text{tr}[\hat{B}\mathcal{E}(\rho_i\hat{A})]$ can be easily determined via the shifts of the pointer “ u ”, i.e., $\langle\hat{p}_u\rangle$ and $\langle\hat{q}_u\rangle$.

c. Determining the coefficients of ④. The method to determine the coefficients of ④ is similar to that for ③, so we just present the experiment. First we need to prepare a system in state $|\alpha_{i_2}\rangle\langle\alpha_{i_2}| = \hat{A}$ and the system undergoes the process \mathcal{E} , then we couple it with a pointer via U_B followed by a post-selection projecting onto the state $|\phi_{i_4}\rangle$.

Having determined the coefficients in the terms marked with ③ ④ ⑤, we can run our scheme in the main text (see figure 1) to obtain the r -values, and then from the expression of the final state of the pointers in (14), we can derive the X -values. From the X -values, we can obtain all the QP parameters as in (13). Thus, we also have a complete QPT scheme even when the couplings are not weak.

In conclusion, when the couplings between the system and the pointers are not weak, one needs three additional experiments to obtain each QP parameter. The directness of our scheme for this case is preserved, since the number of expectation values required to determine a QP parameter is still a constant, regardless of the dimension of the quantum system. However, there is a decline in parallelism. If the measurements of the observables $\{|\alpha_{i_2}\rangle\langle\alpha_{i_2}|\}_{i_2=1}^{d_{in}}$ and $\{|\beta_{i_3}\rangle\langle\beta_{i_3}|\}_{i_3=1}^{d_{out}}$ are all performed in a single setup, the exact solution of the reduced density matrix of any two pointers will be very complex, then we need more setups for additional experiments to obtain the X -values.

D. Tomography of a single-qubit quantum process via weak measurements of non-projective operators

So far we have only considered weak measurements of projective operators. Here, we show that projectors are not the only choice, and we present a tomography scheme for a single-qubit quantum process via weak measurements of non-projective operators.

Suppose that the single-qubit gate \mathcal{E} is expressed in the form of (5) where the four bases are all chosen as the computational basis $\{|0\rangle, |1\rangle\}$. We prepare two input states $\rho_0 = |0\rangle\langle 0|$ and $\rho_1 = |1\rangle\langle 1|$, choose both \hat{A} and \hat{B} to be $\sigma_x = |0\rangle\langle 1| + |1\rangle\langle 0|$, and perform the post-selection onto two states: $\Pi_0 = |0\rangle\langle 0|$, $\Pi_1 = |1\rangle\langle 1|$. Now, the notation $(i\hat{A}\hat{B}f)$ can be simplified as (if) ($i, f \in \{0, 1\}$). From the shifts of pointers, we could also obtain the weak values $W_{if}^{\hat{A}} = \frac{1}{p_{f|i}} \text{tr}\{\Pi_f \mathcal{E}[\hat{A}\rho_i]\}$ and $W_{if}^{\hat{B}} = \frac{1}{p_{f|i}} \text{tr}\{\Pi_f \hat{B}\mathcal{E}(\rho_i)\}$ via

$$W_{if}^{\hat{A}(\hat{B})} = \frac{1}{2c_2 \text{Im} c_1 g(\lambda)} (-c_1^* \langle \hat{p}_{u(v)} \rangle + c_2 \langle \hat{q}_{u(v)} \rangle)$$

Finally, the QP parameters are determined as $\chi_{iiff} = p_{f|i}$, $\chi_{iif\bar{f}} = p_{f|i} W_{if}^{\hat{A}}$, $\chi_{iif\bar{f}} = p_{f|i} W_{if}^{\hat{B}}$ and $\chi_{i\bar{i}\bar{f}\bar{f}} = X^{if}$ (\bar{i} stands for $1-i$, and \bar{f} stands for $1-f$). As in our main scheme, X^{if} are obtained from the r -values, which are obtained directly from the experiments.

Particularly, proper choices of \hat{p} , \hat{q} and σ will give c_1 a real part, and then the X -value can be obtained with a single r -value: $r_4 = \langle \hat{q}_u \otimes \hat{q}_v \rangle$. When $\hat{A} = \hat{B} = \sigma_x$, the hermiticity of the quantum states ensures that $X^{if} = \tilde{X}^{i\bar{f}} = (\tilde{X}^{i\bar{f}})^* = (X^{if})^*$. Suppose $c_1 \equiv \text{tr}(\hat{q}\hat{p}\sigma)$, and let $c_1^2 = \alpha + i\beta$ with real numbers α, β . Then we have

$$\begin{aligned} p_{f|i} r_4^{fi} &= 2(\alpha \text{Re} X^{fi} - \beta \text{Im} X^{fi}) - 2\sqrt{\alpha^2 + \beta^2} \text{Re} X^{\bar{f}i} \\ p_{\bar{f}|\bar{i}} r_4^{\bar{f}i} &= 2(\alpha \text{Re} X^{\bar{f}i} - \beta \text{Im} X^{\bar{f}i}) - 2\sqrt{\alpha^2 + \beta^2} \text{Re} X^{fi} \\ p_{f|\bar{i}} r_4^{f\bar{i}} &= 2(\alpha \text{Re} X^{f\bar{i}} + \beta \text{Im} X^{f\bar{i}}) - 2\sqrt{\alpha^2 + \beta^2} \text{Re} X^{fi} \\ p_{\bar{f}|i} r_4^{\bar{f}i} &= 2(\alpha \text{Re} X^{fi} + \beta \text{Im} X^{fi}) - 2\sqrt{\alpha^2 + \beta^2} \text{Re} X^{\bar{f}i} \end{aligned} \quad (15)$$

These equations can be written in a matrix form as:

$$\frac{1}{2} \begin{pmatrix} p_{f|i} r_4^{fi} \\ p_{\bar{f}|\bar{i}} r_4^{\bar{f}i} \\ p_{f|\bar{i}} r_4^{f\bar{i}} \\ p_{\bar{f}|i} r_4^{\bar{f}i} \end{pmatrix} = \begin{pmatrix} \alpha & -\beta & -\sqrt{\alpha^2 + \beta^2} & 0 \\ -\sqrt{\alpha^2 + \beta^2} & 0 & \alpha & -\beta \\ -\sqrt{\alpha^2 + \beta^2} & 0 & \alpha & \beta \\ \alpha & \beta & -\sqrt{\alpha^2 + \beta^2} & 0 \end{pmatrix} \begin{pmatrix} \text{Re} X^{fi} \\ \text{Im} X^{fi} \\ \text{Re} X^{\bar{f}i} \\ \text{Im} X^{\bar{f}i} \end{pmatrix}.$$

The determinant of the matrix is $-4\beta^4$. Thus the X -values can be obtained by the value of r_4 via an inverse matrix as long as $\beta \neq 0$. In order to have a nonzero imaginary part to c_1^2 , c_1 must have both non-zero real part and non-zero imaginary part at the same time. Usually, $c_1 \equiv \text{tr}(\hat{q}\hat{p}\sigma)$ does have a nonzero imaginary part because $\hat{q}\hat{p}$ is not a Hermite operator.

E. Tomography of multi-particle QPs

Application of our scheme for the tomography of multi-particle QPs may involve multi-particle interaction, i.e., a pointer could be coupled to all the particles. Here we show that our scheme for the tomography of multi-particle processes can be accomplished with product input states and weak measurements of single-particle observables only. So each pointer needs to be coupled to only a single particle, and the difficulty of the experiment is highly reduced.

Since we just need states in an orthonormal basis as the input, the simplest choices of input states are obviously the product states $\rho_I = \bigotimes_{j=1}^N \rho_i^j$ of the N particles. Here the N -particle process \mathcal{E} can be expressed as

$$\mathcal{E}(\bigotimes_{j=1}^N \rho_i^j) = \sum_{I_1 I_2 I_3 I_4} \chi_{I_1 I_2 I_3 I_4} \bigotimes_{j=1}^N \langle \alpha_{j,i_2} | \rho_i^j | \psi_{j,i_1} \rangle | \beta_{j,i_3} \rangle \langle \phi_{j,i_4} |, \quad (16)$$

where we use j to label the different particles, use (j, i_t) to label the basis states of the Hilbert spaces of the j -particle, the dummy index I_t is short for $\{(1, i_t), (2, i_t) \cdots (N, i_t)\}$ (we omit the range of summation), $\{|\psi_{j,i_1}\rangle\}$ is an orthonormal basis of the input Hilbert space of the j -th particle, and the other kets and bras have similar meanings.

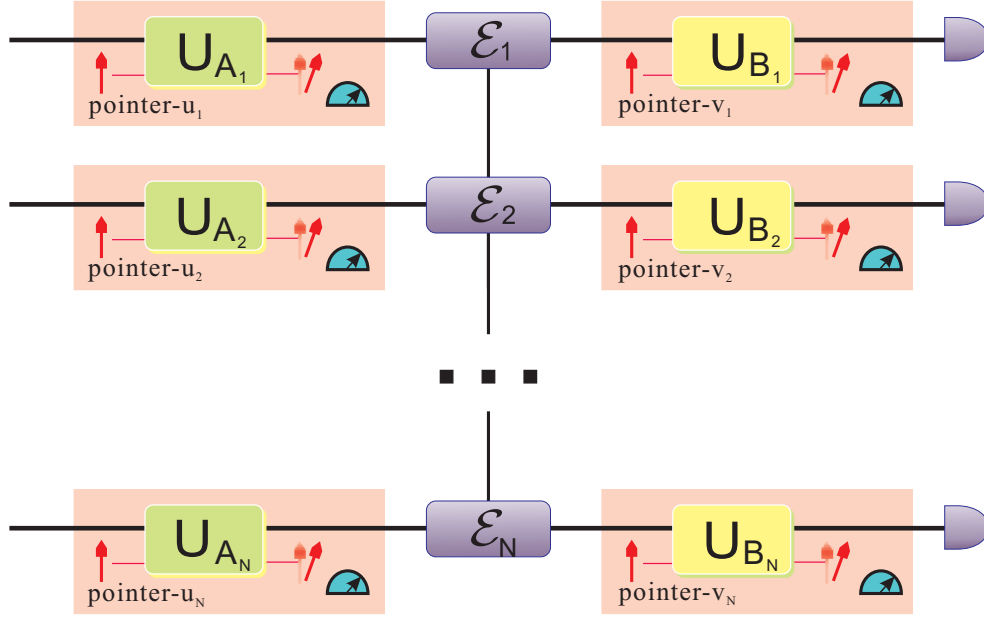


Figure 4: An illustration of our QPT scheme for multi-particle quantum processes.

As showed in Fig. 4, an N -particle QP has N entries. In our scheme, the input states of each entry compose an orthogonal basis of the corresponding Hilbert space, and so do the post-selection states. Let us mark them by $\rho_i^j \in \{|\psi_{j,i_1}\rangle\langle\psi_{j,i_1}|\}$ and $\Pi_f^j \in \{|\phi_{j,i_4}\rangle\langle\phi_{j,i_4}|\}$, respectively. Before and after the system undergoing the QP \mathcal{E} , we weakly couple each particle (the j -th particle) with pointers whose initial states are σ_{u_j} and σ_{v_j} , respectively. The couplings are described via $U_{A_j} = \exp(-g_j \hat{A}_j \otimes \hat{p}_{u_j})$ and $U_{B_j} = \exp(-\lambda_j \hat{B}_j \otimes \hat{p}_{v_j})$. For simplicity, we assume that the initial states of the pointers are all σ and $\text{tr}(\hat{q}\sigma) = \text{tr}(\hat{q}\sigma) = 0$ in the following paragraphs.

After the post-selection, the lowest-order terms of the reduced density matrix of the pointers that contribute to the 4^N averages $\langle \otimes_{j=1}^N [\hat{p}_{u_j}(\hat{q}_{u_j}) \otimes \hat{p}_{v_j}(\hat{q}_{v_j})] \rangle$ are

$$\frac{1}{p_{F|BAI}} \sum_{I_1 I_2 I_3 I_4} \chi_{I_1 I_2 I_3 I_4} \prod_{j=1}^N (-g_j \lambda_j) \times \{ X_{j,i_1 i_2 i_3 i_4}^{i\hat{A}\hat{B}f} (\hat{p}_{u_j} \sigma_{u_j}) \otimes (\hat{p}_{v_j} \sigma_{v_j}) - \tilde{X}_{j,i_1 i_2 i_3 i_4}^{i\hat{A}\hat{B}f} (\hat{p}_{u_j} \sigma_{u_j}) \otimes (\sigma_{v_j} \hat{p}_{v_j}) - (\tilde{X}_{j,i_1 i_2 i_3 i_4}^{i\hat{A}\hat{B}f})^* (\sigma_{u_j} \hat{p}_{u_j}) \otimes (\hat{p}_{v_j} \sigma_{v_j}) + (X_{j,i_1 i_2 i_3 i_4}^{i\hat{A}\hat{B}f})^* (\sigma_{u_j} \hat{p}_{u_j}) \otimes (\sigma_{v_j} \hat{p}_{v_j}) \}, \quad (17)$$

where $p_{F|BAI}$ is the probability of getting final states $\otimes_{j=1}^N \Pi_f^j$ in the post-selection, and

$$\begin{aligned} X_{j,i_1 i_2 i_3 i_4}^{i\hat{A}\hat{B}f} &= \langle \alpha_{j,i_2} | \hat{A}_j \rho_i^j | \psi_{j,i_1} \rangle \text{tr}[\Pi_f^j \hat{B}_j | \beta_{j,i_3} \rangle \langle \phi_{j,i_4} |], \\ \tilde{X}_{j,i_1 i_2 i_3 i_4}^{i\hat{A}\hat{B}f} &= \langle \alpha_{j,i_2} | \hat{A}_j \rho_i^j | \psi_{j,i_1} \rangle \text{tr}[\Pi_f^j | \beta_{j,i_3} \rangle \langle \phi_{j,i_4} | \hat{B}_j], \end{aligned} \quad (18)$$

The 4^N expectation values $\langle \otimes_{j=1}^N [\hat{p}_{u_j}(\hat{q}_{u_j}) \otimes \hat{p}_{v_j}(\hat{q}_{v_j})] \rangle$ are written as a column vector, by removing the factors c_2^2 and $(-1)^N \prod_{j=1}^N g_j \lambda_j$, one finds that this column vector equals to

$$\frac{1}{p_{F|BAI}} \sum_{I_1 I_2 I_3 I_4} \chi_{I_1 I_2 I_3 I_4} \bigotimes_{j=1}^N \begin{pmatrix} 1 & -1 & -1 & 1 \\ c_1 & -c_1^* & -c_1 & c_1^* \\ c_1 & -c_1 & -c_1^* & c_1^* \\ c_1^2 & -|c_1|^2 & -|c_1|^2 & c_1^{*2} \end{pmatrix} \begin{pmatrix} X_{j,i_1 i_2 i_3 i_4}^{i\hat{A}\hat{B}f} \\ \tilde{X}_{j,i_1 i_2 i_3 i_4}^{i\hat{A}\hat{B}f} \\ (\tilde{X}_{j,i_1 i_2 i_3 i_4}^{i\hat{A}\hat{B}f})^* \\ (X_{j,i_1 i_2 i_3 i_4}^{i\hat{A}\hat{B}f})^* \end{pmatrix}. \quad (19)$$

In (19), the constant matrix (invertible) can be moved out of the summation, and then we are left with a vector with

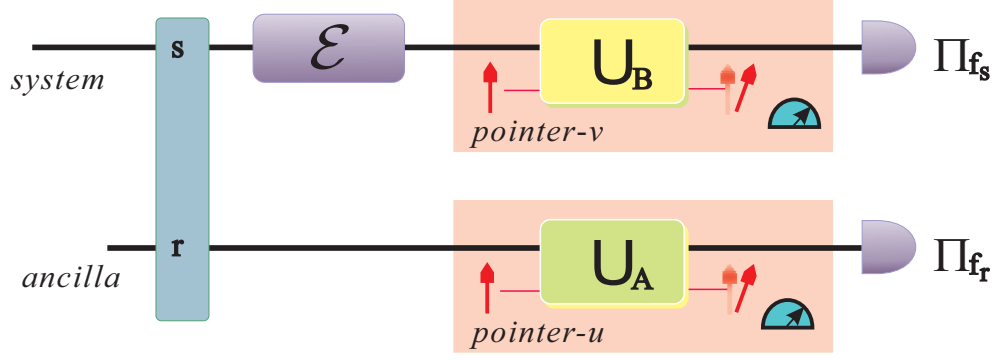


Figure 5: An illustration of the ancilla-assisted version of our QPT scheme.

4^N elements

$$\sum_{I_1 I_2 I_3 I_4} \chi_{I_1 I_2 I_3 I_4} \bigotimes_{j=1}^N (X_{j,i_1 i_2 i_3 i_4}^{i \hat{A} \hat{B} f}, \tilde{X}_{j,i_1 i_2 i_3 i_4}^{i \hat{A} \hat{B} f}, (\tilde{X}_{j,i_1 i_2 i_3 i_4}^{i \hat{A} \hat{B} f})^*, (X_{j,i_1 i_2 i_3 i_4}^{i \hat{A} \hat{B} f})^*)$$

which is related via an inversion matrix to the expectation values $\langle \bigotimes_{j=1}^N [\hat{p}_{u_j}(\hat{q}_{u_j}) \otimes \hat{p}_{v_j}(\hat{q}_{v_j})] \rangle$ that are directly obtained from the experiments. Particularly, the first element of this vector is

$$X^{IABF} = \text{tr}[\Pi_F B \mathcal{E}(A \rho_I)] = \sum_{I'_1 I'_2 I'_3 I'_4} \chi_{I'_1 I'_2 I'_3 I'_4} \prod_{j=1}^N X_{j,i'_1 i'_2 i'_3 i'_4}^{i \hat{A} \hat{B} f}. \quad (20)$$

Now we choose $\hat{A}_j = |\alpha_{j,i_2}\rangle\langle\alpha_{j,i_2}|$, $\hat{B}_j = |\beta_{j,i_3}\rangle\langle\beta_{j,i_3}|$, then the QP parameters can be obtained via

$$\chi_{I_1 I_2 I_3 I_4} = \frac{X^{IABF}}{\prod_{j=1}^N \langle \alpha_{j,i_2} | \psi_{j,i_1} \rangle \langle \phi_{j,i_4} | \beta_{j,i_3} \rangle}, \quad (21)$$

so the QP can be expressed generally as

$$\mathcal{E}(\rho_N) = \sum_{I_1 I_2 I_3 I_4} \chi_{I_1 I_2 I_3 I_4} \text{tr}[(\bigotimes_{j=1}^N |\psi_{j,i_1}\rangle\langle\alpha_{j,i_2}|) \rho_N] \bigotimes_{j=1}^N |\beta_{j,i_3}\rangle\langle\phi_{j,i_4}|.$$

F. Ancilla-assisted version of our QPT scheme

In this section, we present an ancilla-assisted version of our main QPT scheme, which requires only one input state. We introduce an ancilla denoted by the letter “ r ”. In the Schmidt bases, the input state we need can be written as:

$$\rho_{sr} = \sum_{i_1, i_2=1}^{d_{in}} \gamma_{i_1 i_2} |\alpha_{i_2}\rangle_s \langle\psi_{i_1}| \otimes |\alpha_{i_2}\rangle_r \langle\psi_{i_1}|, \quad (22)$$

The ancilla-assisted version of our QPT scheme is illustrated in Fig. 3. The system undergoes the process, while we keep the ancilla invariant. Then \mathcal{E} translates the input state into

$$\mathcal{E}_s \otimes I_r(\rho_{sr}) = \sum_{i_1, i_2=1}^{d_{in}} \sum_{i_3, i_4=1}^{d_{out}} \chi_{i_1 i_2 i_3 i_4} \gamma_{i_1 i_2} |\beta_{i_3}\rangle_s \langle\phi_{i_4}| \otimes |\alpha_{i_2}\rangle_r \langle\psi_{i_1}|$$

Then we couple the system with pointer “ v ” weakly via the evolution operator U_B , and couple the ancilla with pointer “ u ” weakly via U_A , followed by post-selections Π_{f_s} and Π_{f_r} on the system and the ancilla, respectively. So the final overall state of the system, the ancilla and the pointers is

$$\varrho_{sr uv} = \Pi_{f_s} \Pi_{f_r} U_B U_A \{ [\mathcal{E}_s \otimes I_r(\rho_{sr})] \otimes \sigma_u \otimes \sigma_v \} U_A^\dagger U_B^\dagger \Pi_{f_r} \Pi_{f_s},$$

The probability of getting the post-selected state $\Pi_{f_s} \otimes \Pi_{f_r}$ is

$$p_{f_s f_r | \hat{A} \hat{B}} = \text{tr}(\varrho_{sr uv})$$

To the second order, the reduced density matrix of the two pointers is

$$\begin{aligned} \varrho_{uv} &= \frac{1}{p_{f_s f_r | \hat{A} \hat{B}}} \text{tr}_{sr}(\varrho_{sr uv}) \\ &= \frac{1}{p_{f_s f_r | \hat{A} \hat{B}}} \sum_{i_1 i_2 i_3 i_4} \chi_{i_1 i_2 i_3 i_4} \gamma_{i_1 i_2} \{ \text{tr}(\Pi_{f_r} |\alpha_{i_2}\rangle_r \langle \psi_{i_1}|) \text{tr}(\Pi_{f_s} |\beta_{i_3}\rangle_s \langle \phi_{i_4}|) \sigma_u \otimes \sigma_v \\ &\quad - i g \text{tr}(\Pi_{f_s} |\beta_{i_3}\rangle_s \langle \phi_{i_4}|) [\text{tr}(\Pi_{f_r} \hat{A} |\alpha_{i_2}\rangle_r \langle \psi_{i_1}|) \hat{p}_u \sigma_u + \text{tr}(\Pi_{f_r} |\alpha_{i_2}\rangle_r \langle \psi_{i_1}| \hat{A}) \sigma_u \hat{p}_u] \otimes \sigma_v \\ &\quad - i \lambda \text{tr}(\Pi_{f_r} |\alpha_{i_2}\rangle_r \langle \psi_{i_1}|) [\text{tr}(\Pi_{f_s} \hat{B} |\beta_{i_3}\rangle_s \langle \phi_{i_4}|) \hat{p}_v \sigma_v - \text{tr}(\Pi_{f_s} |\beta_{i_3}\rangle_s \langle \phi_{i_4}| \hat{B}) \sigma_v \hat{p}_v] \otimes \sigma_u \\ &\quad - \frac{1}{2} g^2 \text{tr}(\Pi_{f_s} |\beta_{i_3}\rangle_s \langle \phi_{i_4}|) [\text{tr}(\Pi_{f_r} \hat{A}^2 |\alpha_{i_2}\rangle_r \langle \psi_{i_1}|) \hat{p}_u^2 \sigma_u + \text{tr}(\Pi_{f_r} |\alpha_{i_2}\rangle_r \langle \psi_{i_1}| \hat{A}^2) \sigma_u \hat{p}_u^2 \\ &\quad - 2 \text{tr}(\Pi_{f_r} \hat{A} |\alpha_{i_2}\rangle_r \langle \psi_{i_1}| \hat{A}) \hat{p}_u \sigma_u \hat{p}_u] \otimes \sigma_v \\ &\quad - \frac{1}{2} \lambda^2 \text{tr}(\Pi_{f_r} |\alpha_{i_2}\rangle_r \langle \psi_{i_1}|) [\text{tr}(\Pi_{f_s} \hat{B}^2 |\beta_{i_3}\rangle_s \langle \phi_{i_4}|) \hat{p}_v^2 \sigma_v + \text{tr}(\Pi_{f_s} |\beta_{i_3}\rangle_s \langle \phi_{i_4}| \hat{B}^2) \sigma_v \hat{p}_v^2 \\ &\quad - 2 \text{tr}(\Pi_{f_s} \hat{B} |\beta_{i_3}\rangle_s \langle \phi_{i_4}| \hat{B}) \hat{p}_v \sigma_v \hat{p}_v] \otimes \sigma_u \\ &\quad - g \lambda [\text{tr}(\Pi_{f_r} \hat{A} |\alpha_{i_2}\rangle_r \langle \psi_{i_1}|) \text{tr}(\Pi_{f_s} \hat{B} |\beta_{i_3}\rangle_s \langle \phi_{i_4}|) \hat{p}_u \sigma_u \otimes \hat{p}_v \sigma_v - \text{tr}(\Pi_{f_r} \hat{A} |\alpha_{i_2}\rangle_r \langle \psi_{i_1}|) \text{tr}(\Pi_{f_s} |\beta_{i_3}\rangle_s \langle \phi_{i_4}| \hat{B}) \hat{p}_u \sigma_u \otimes \sigma_v \hat{p}_v \\ &\quad - \text{tr}(\Pi_{f_r} |\alpha_{i_2}\rangle_r \langle \psi_{i_1}| \hat{A}) \text{tr}(\Pi_{f_s} \hat{B} |\beta_{i_3}\rangle_s \langle \phi_{i_4}|) \sigma_u \hat{p}_u \otimes \hat{p}_v \sigma_v + \text{tr}(\Pi_{f_r} |\alpha_{i_2}\rangle_r \langle \psi_{i_1}| \hat{A}) \text{tr}(\Pi_{f_s} |\beta_{i_3}\rangle_s \langle \phi_{i_4}| \hat{B}) \sigma_u \hat{p}_u \otimes \sigma_v \hat{p}_v] \} \end{aligned} \quad (23)$$

Only the terms with factor $g\lambda$ contribute to the four expectation values of the pointers $\langle \hat{p}_u \otimes \hat{p}_v \rangle$, $\langle \hat{p}_u \otimes \hat{q}_v \rangle$, $\langle \hat{q}_u \otimes \hat{p}_v \rangle$ and $\langle \hat{q}_u \otimes \hat{q}_v \rangle$. Define two X -values as:

$$\begin{aligned} X^{f_r \hat{A} \hat{B} f_s} &= \sum_{i_1 i_2 i_3 i_4} \chi_{i_1 i_2 i_3 i_4} \gamma_{i_1 i_2} \text{tr}(\Pi_{f_r} \hat{A} |\alpha_{i_2}\rangle_r \langle \psi_{i_1}|) \text{tr}(\Pi_{f_s} \hat{B} |\beta_{i_3}\rangle_s \langle \phi_{i_4}|), \\ \tilde{X}^{f_r \hat{A} \hat{B} f_s} &= \sum_{i_1 i_2 i_3 i_4} \chi_{i_1 i_2 i_3 i_4} \gamma_{i_1 i_2} \text{tr}(\Pi_{f_r} \hat{A} |\alpha_{i_2}\rangle_r \langle \psi_{i_1}|) \text{tr}(\Pi_{f_s} |\beta_{i_3}\rangle_s \langle \phi_{i_4}| \hat{B}), \end{aligned} \quad (24)$$

They can be obtained from the four expectation values via the inversion relation given in (11).

Suppose the post-selections of the system and the ancilla are projections onto $\Pi_{f_s} \in \{|\phi_{i_4}\rangle\langle\phi_{i_4}|\}_{i_4=1}^{d_{out}}$ and $\Pi_{f_r} \in \{|\psi_{i_1}\rangle\langle\psi_{i_1}|\}_{i_1=1}^{d_{in}}$, respectively. When $\hat{A} = |\alpha_{i_2}\rangle\langle\alpha_{i_2}|$, $\hat{B} = |\beta_{i_3}\rangle\langle\beta_{i_3}|$, $\Pi_{f_r} = |\psi_{i_1}\rangle\langle\psi_{i_1}|$ and $\Pi_{f_s} = |\phi_{i_4}\rangle\langle\phi_{i_4}|$, we denote the set of indexes $(f_r \hat{A} \hat{B} f_s)$ as $(i_1 i_2 i_3 i_4)$. We now focus on $X^{i_1 i_2 i_3 i_4}$ for a fixed set of indexes $(i_1 i_2 i_3 i_4)$. From (24), it is apparent to see that

$$\chi_{i_1 i_2 i_3 i_4} = \frac{X^{i_1 i_2 i_3 i_4}}{\gamma_{i_1 i_2} \langle \phi_{i_4} | \beta_{i_3} \rangle \langle \psi_{i_1} | \alpha_{i_2} \rangle}. \quad (25)$$

Therefore, each QP parameter $\chi_{i_1 i_2 i_3 i_4}$ is directly related to the X -value $X^{i_1 i_2 i_3 i_4}$, which, in turn, is related to the experimental expectation values via (11). \tilde{X} can also be used to determine the QP parameters in a similar way.

If the QP is a multi-particle one, the ancilla-assisted version can also be accomplished with weak measurements of single-particle observables only. The derivation is similar to that in Section E, and we don't repeat it here. In brief, the strategy showed in Fig. 4 contains our main scheme as basic elements, we just need to replace each of them with the ancilla-assisted version showed in Fig. 5. And then the input state we need is just a product of N bipartite states.

[1] Emerson, J. *et al.* Symmetrized characterization of noisy quantum processes. *Science* **317**, 1893-1896 (2007).

- [2] Lobino, M. *et al.* Complete characterization of quantum-optical processes. *Science* **322**, 563-566 (2008).
- [3] Poyatos, J. F., Cirac, J. I. & Zoller, P. Complete characterization of a quantum process: the two-bit quantum gate. *Phys. Rev. Lett.* **78**, 390 (1997).
- [4] Chuang, I. L. & Nielsen, M. A. Prescription for experimental determination of the dynamics of a quantum black box. *J. Mod. Opt.* **44**, 2455-2467 (1997).
- [5] Altepeter, J. B., *et al.* Ancilla-assisted quantum process tomography. *Phys. Rev. Lett.* **90**, 193601 (2003).
- [6] D'Ariano, G. M., & Presti, P. L. Imprinting complete information about a quantum channel on its output state. *Phys. Rev. Lett.* **91**, 047902 (2003).
- [7] Mohseni, M. & Lidar, D. A. Direct characterization of quantum dynamics. *Phys. Rev. Lett.* **97**, 170501 (2006).
- [8] Mohseni, M. & Lidar, D. A. Direct characterization of quantum dynamics: General theory. *Phys. Rev. A* **75**, 062331 (2007).
- [9] Schmiegelow, C. T., Bendersky, A., Larotonda, M. A., Paz, J. P. Selective and efficient quantum process tomography without ancilla. *Phys. Rev. Lett.* **107**, 100502 (2011).
- [10] Mohseni, M., Rezakhani, A. T. & Lidar, D. A. Quantum-process tomography: resource analysis of different strategies. *Phys. Rev. A* **77**, 032322 (2008).
- [11] Nilsen, M. A. & Chuang, I. L. *Quantum Computation and Quantum Information* (Cambridge Univ. Press, 2000).