

Randall-Sundrum scenario with small curvature and dilepton production at LHC

A.V. Kisselev*

Institute for High Energy Physics, 142281 Protvino, Russia

and

Department of Physics, Moscow State University, 119991 Moscow, Russia

Abstract

The brief review of the recent results obtained in the Randall-Sundrum scenario with the small curvature of the five-dimensional space-time is presented.

1 RSSC model

In the recent papers [1], [2] the dilepton (dimuon and dielectron) production at the LHC was studied in the framework of the *RSSC model* (Randall-Sundrum-like model with the small curvature) [3]-[5].

The classical action of the model is

$$\begin{aligned}
 S &= \int d^4x \int_{-\pi r_c}^{\pi r_c} dy \sqrt{G} (2\bar{M}_5^3 \mathcal{R} - \Lambda) \\
 &+ \int d^4x \sqrt{|g^{(1)}|} (\mathcal{L}_1 - \Lambda_1) + \int d^4x \sqrt{|g^{(2)}|} (\mathcal{L}_2 - \Lambda_2), \quad (1)
 \end{aligned}$$

where $G_{MN}(x, y)$ is the 5-dimensional metric, with $M, N = 0, 1, 2, 3, 4$, $\mu = 0, 1, 2, 3$, and y is the 5-th dimension coordinate of the size r_c . The quantities

$$g_{\mu\nu}^{(1)}(x) = G_{\mu\nu}(x, y = 0), \quad g_{\mu\nu}^{(2)}(x) = G_{\mu\nu}(x, y = \pi r_c) \quad (2)$$

* Talk presented at the International School-Seminar “New Physics and Quantum Chromodynamics at External Conditions”, May 22-24, 2013, Dnipropetrovsk, Ukraine.

are induced metrics on the branes, \mathcal{L}_1 and \mathcal{L}_2 are brane Lagrangians, $G = \det(G_{MN})$, $g^{(i)} = \det(g_{\mu\nu}^{(i)})$.

As in the original RS model [6], the periodicity $y = y + 2\pi r_c$ is imposed and the points (x_μ, y) and $(x_\mu, -y)$ are identified. Thus, we get the orbifold S^1/Z_2 . There are two 3D branes located at the fixed points $y = 0$ (Planck brane) and $y = \pi r_c$ (TeV brane). The SM fields are constrained to the TeV brane, while the gravity propagates in all spatial dimensions.

In order to solve Einstein-Hilbert's equations which follow from the action (1), it is assumed that the background metric respects 4-dimensional Poincare invariance

$$ds^2 = e^{-2\sigma(y)} \eta_{\mu\nu} dx^\mu dx^\nu - dy^2 , \quad (3)$$

Thus, the 5-dimensional metric tensor has the form

$$G_{MN} = \begin{pmatrix} g_{\mu\nu} & 0 \\ 0 & -1 \end{pmatrix} , \quad (4)$$

where

$$g_{\mu\nu} = e^{-2\sigma(y)} \eta_{\mu\nu} , \quad (5)$$

and $\eta_{\mu\nu}$ is the Minkowski tensor $(1, -1, -1, -1)$.

The background metric was found to be [2]

$$\sigma(y) = \frac{\kappa}{2} (|y| - |\pi r_c - y|) - \frac{\kappa\pi r_c}{2} , \quad (6)$$

with the fine tuning

$$\begin{aligned} \Lambda &= -6\bar{M}_5^3 \kappa^2 [\varepsilon(y) + \varepsilon(\pi r_c - y)]^2 , \\ \Lambda_1 &= -\Lambda_2 = 12\bar{M}_5^3 \kappa . \end{aligned} \quad (7)$$

The quantity κ defines the curvature of the 5-dimensional space-time.

In the RSSC model the hierarchy relation looks like

$$\bar{M}_{\text{Pl}}^2 = \frac{\bar{M}_5^3}{\kappa} (e^{2\pi\kappa r_c} - 1) , \quad (8)$$

where $\bar{M}_{\text{Pl}} = M_{\text{Pl}}/\sqrt{8\pi}$ is the reduced Planck scale, and \bar{M}_5 is the *reduced* fundamental gravity scale. \bar{M}_5 is related to the 5-dimensional Planck scale as

$$\bar{M}_5 = (2\pi)^{-1/3} M_5 . \quad (9)$$

The masses of the Kaluza-Klein (KK) graviton excitations $h_{\mu\nu}^{(n)}$ are proportional to κ ,

$$m_n = x_n \kappa, \quad n = 1, 2, \dots \quad (10)$$

The interaction Lagrangian of gravitons is given by [3], [4]

$$\begin{aligned} \mathcal{L}_{\text{int}} &= -\frac{1}{\bar{M}_5^{3/2}} \sum_{n=1}^{\infty} \int dy \sqrt{G} h_{\mu\nu}^{(n)}(x, y) T_{\alpha\beta}(x) g^{\mu\alpha} g^{\nu\beta} \delta(y - \pi\kappa r_c) \\ &= -\frac{1}{\Lambda_\pi} T_{\alpha\beta}(x) \sum_{n=1}^{\infty} h_{\mu\nu}^{(n)}(x) \eta^{\mu\alpha} \eta^{\nu\beta}, \end{aligned} \quad (11)$$

where $T_{\alpha\beta}(x)$ is the energy-momentum tensor of the SM fields on the TeV brane, and

$$\Lambda_\pi = \bar{M}_{\text{Pl}} e^{-\pi\kappa r_c}. \quad (12)$$

Note that in the RSSC model the mass spectrum (10) and experimental signature are similar to those in the ADD model with one flat extra dimension [7]. Let us remember that the original RS model predicts heavy graviton resonances.

2 Graviton contribution to dilepton production at the LHC

In the framework of the RSSC model [4], [5], gravity effects can be searched for in the dilepton production ($l = \mu$ or e),

$$pp \rightarrow l^+ l^- + X. \quad (13)$$

In particular, the p_\perp -distribution of the final leptons in the process (13) is given by the formula

$$\begin{aligned} \frac{d\sigma}{dp_\perp}(pp \rightarrow l^+ l^- + X) &= 2p_\perp \sum_{a,b=q,\bar{q},g} \int \frac{d\tau \sqrt{\tau}}{\sqrt{\tau - x_\perp^2}} \int \frac{dx_1}{x_1} f_{a/p}(\mu^2, x_1) \\ &\times f_{b/p}(\mu, \tau/x_1) \frac{d\hat{\sigma}}{d\hat{t}}(ab \rightarrow l^+ l^-), \end{aligned} \quad (14)$$

Here $f_{c/p}(\mu^2, x)$ is the distribution of the parton of the type c in momentum fraction x inside the proton taken at the scale μ . $d\hat{\sigma}/d\hat{t}$ is the differential

cross section of the subprocess $ab \rightarrow l^+l^-$. In eq. (14) two dimensionless variables are introduced

$$x_\perp = \frac{2p_\perp}{\sqrt{s}}, \quad \tau = x_1x_2, \quad (15)$$

where x_2 is the momentum fraction of the parton b inside the proton.

The contribution of the virtual gravitons to lepton pair production comes from the quark-antiquark annihilation and gluon-gluon fusion,

$$\begin{aligned} \frac{d\hat{\sigma}}{d\hat{t}}(q\bar{q} \rightarrow l^+l^-) &= \frac{\hat{s}^4 + 10\hat{s}^3\hat{t} + 42\hat{s}^2\hat{t}^2 + 64\hat{s}\hat{t}^3 + 32\hat{t}^4}{1536\pi\hat{s}^2} |\mathcal{S}(\hat{s})|^2, \\ \frac{d\hat{\sigma}}{d\hat{t}}(gg \rightarrow l^+l^-) &= -\frac{\hat{t}(\hat{s} + \hat{t})(\hat{s}^2 + 2\hat{s}\hat{t} + 2\hat{t}^2)}{256\pi\hat{s}^2} |\mathcal{S}(\hat{s})|^2, \end{aligned} \quad (16)$$

where \hat{s} and \hat{t} are Mandelstam variables of the subprocess. The sum

$$\mathcal{S}(s) = \frac{1}{\Lambda_\pi^2} \sum_{n=1}^{\infty} \frac{1}{s - m_n^2 + i m_n \Gamma_n} \quad (17)$$

is the invariant part of the partonic matrix elements, with Γ_n being total width of the graviton with the KK number n and mass m_n [5]

$$\Gamma_n = \eta m_n \left(\frac{m_n}{\Lambda_\pi} \right)^2, \quad \eta \simeq 0.09. \quad (18)$$

Note that the function $\mathcal{S}(s)$ is universal for all processes mediated by s -channel virtual gravitons.

In the RSSC model [5] the explicit expression was obtained for $\mathcal{S}(s)$ (17) at $s \sim \bar{M}_5 \gg \kappa$

$$\mathcal{S}(s) = -\frac{1}{4\bar{M}_5^3\sqrt{s}} \frac{\sin 2A + i \sinh 2\varepsilon}{\cos^2 A + \sinh^2 \varepsilon}, \quad (19)$$

where

$$A = \frac{\sqrt{s}}{\kappa}, \quad \varepsilon = \frac{\eta}{2} \left(\frac{\sqrt{s}}{\bar{M}_5} \right)^3. \quad (20)$$

In papers [1], [2] contributions from s -channel gravitons to the p_\perp -distributions of the final leptons were calculated in the RSSC model by using eqs. (14)-(20). The calculations were made for different values of 5-dimensional Planck

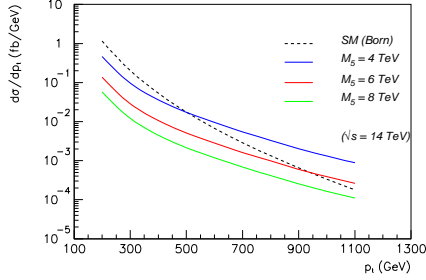


Figure 1: The KK graviton contribution to the dimuon production at the LHC for several values of 5-dimensional reduced Planck scale (solid curves) vs. SM contribution (dashed curve) at $\sqrt{s} = 14$ TeV.

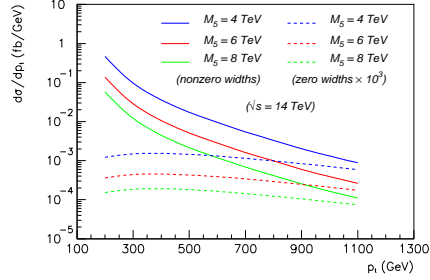


Figure 2: The contributions to the dimuon events from the KK gravitons with nonzero widths (solid curves) vs. contributions from zero width gravitons (multiplied by 10^3 , dashed curves).

scale \bar{M}_5 . The MSTW 2008 NNLO parton distributions [8] were used. The PDF scale μ was taken to be equal to the invariant mass of the lepton pair, $\mu = M_{l+l-} = \sqrt{\hat{s}}$.

The CMS cuts on the lepton pseudorapidities were imposed. For the dimuon events the cut looks like

$$|\eta| < 2.4, \quad (21)$$

while for the dielectron events the cuts are the following

$$|\eta| < 1.44, \quad 1.57 < |\eta| < 2.50. \quad (22)$$

The reconstruction efficiency of 85% was assumed for the dilepton events [9].

In Fig. 1 the gravity cross sections for the dimuon production at the LHC are presented. The gravity mediated contributions to the cross sections do not include the SM contribution. Fig. 2 demonstrates that an ignorance of the graviton widths would be a rough approximation since it results in very large suppression of the gravity contributions. The p_{\perp} -distributions for the dielectron production are shown in Fig. 3 and Fig. 4, for $\sqrt{s} = 8$ TeV and $\sqrt{s} = 13$ TeV, respectively.

Let $N_S(N_B)$ be a number of signal (background) dilepton events with $p_{\perp} > p_{\perp}^{\text{cut}}$,

$$N_B = \int_{p_{\perp} > p_{\perp}^{\text{cut}}} \frac{d\sigma(\text{SM})}{dp_{\perp}} dp_{\perp}, \quad N_S = \int_{p_{\perp} > p_{\perp}^{\text{cut}}} \frac{d\sigma(\text{grav})}{dp_{\perp}} dp_{\perp}. \quad (23)$$

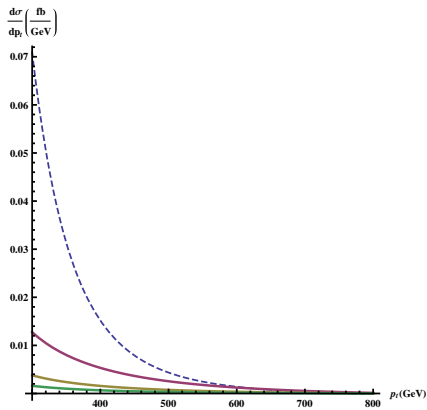


Figure 3: The KK graviton contribution to the dielectron production for $M_5 = 2, 4, 6$ TeV (solid curves, from above) vs. SM (Born) contribution (dashed curve) at $\sqrt{s} = 8$ TeV.

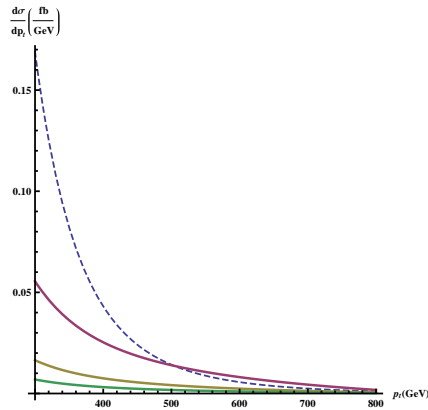


Figure 4: The same as in Fig. 4, but for $M_5 = 4, 6, 8$ TeV and $\sqrt{s} = 13$ TeV.

Then one can define the statistical significance

$$\mathcal{S} = \frac{N_S}{\sqrt{N_B + N_S}}, \quad (24)$$

and require a 5σ effect. In Fig. 5 the statistical significance is shown for $\sqrt{s} = 7$ TeV as a function of the transverse momentum cut p_{\perp}^{cut} and reduced 5-dimensional Planck scale \bar{M}_5 . Fig. 6 represents the statistical significance for the dimuon events at $\sqrt{s} = 14$ TeV. The statistical significances for the dielectron events are shown in Fig. 7 and Fig. 8.

To take into account higher order contributions, the K -factor of 1.5 for the SM background was taken, while the factor $K = 1$ was used for the signal.

As a result, LHC discovery limits on the 5-dimensional Planck scale M_5 were obtained. In particular, for the (7+8) TeV LHC with the integrated luminosity $(5+20) \text{ fb}^{-1}$ the search limit in the dielectron production is equal to [2]

$$M_5 = 6.35 \text{ TeV} . \quad (25)$$

For the 13 TeV dielectron events with the integrated luminosity 30 fb^{-1} the

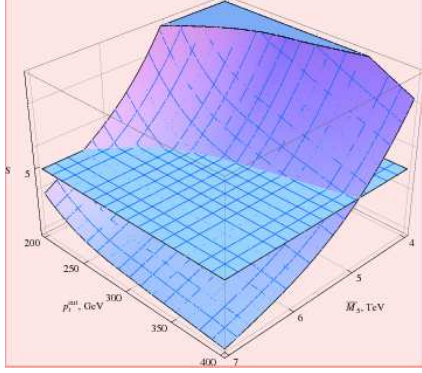


Figure 5: The statistical significance S for the dimuon production at the LHC for $\sqrt{s} = 7$ TeV and integrated luminosity 5 fb^{-1} as a function of the transverse momentum cut p_{\perp}^{cut} and reduced gravity scale \bar{M}_5 . The plane $S = 5$ is also shown.

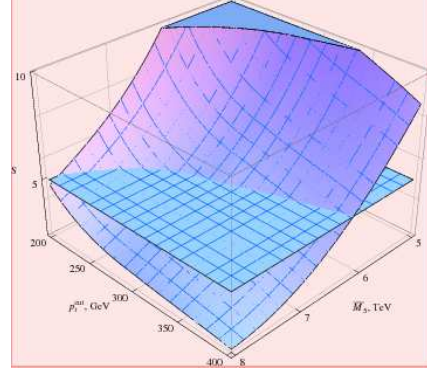


Figure 6: The same as in Fig. 5, but for $\sqrt{s} = 14$ TeV and integrated luminosity 30 fb^{-1} .

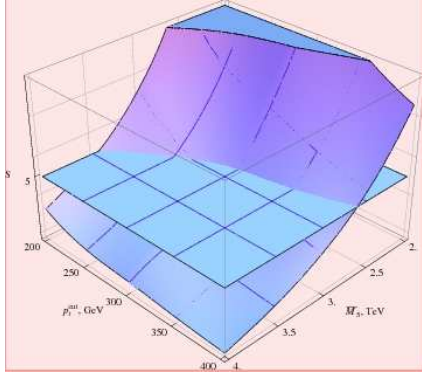


Figure 7: The statistical significance for the dielectron production at the LHC for $\sqrt{s} = (7 + 8)$ TeV and integrated luminosity $(5+20) \text{ fb}^{-1}$.

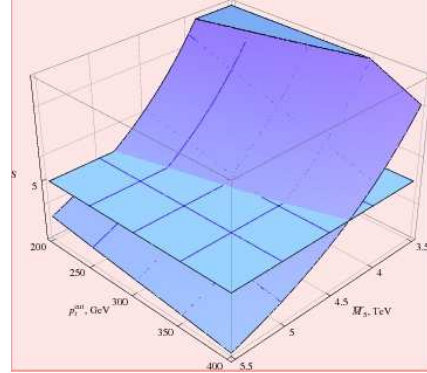


Figure 8: The same as in Fig. 7, but for $\sqrt{s} = 13$ TeV and integrated luminosity 30 fb^{-1} .

search limit was found to be [2]

$$M_5 = 8.95 \text{ TeV} . \tag{26}$$

Let us underline that in the RSSC model these bounds do not depend on the curvature κ , contrary to the original RS model [6].

References

- [1] A.V. Kisselev, JHEP **04**, 025 (2013) [arXiv:1210.3238].
- [2] A.V. Kisselev, arXiv:1306.5402.
- [3] G. F. Giudice, T. Plehn and A. Strumia, Nucl. Phys. **B 706**, 455 (2005) [hep-ph/0408320].
- [4] A.V. Kisselev and V.A. Petrov, Phys. Rev. **D 71**, 124032 (2005) [hep-ph/0504203].
- [5] A.V. Kisselev, Phys. Rev. **D 73**, 024007 (2006) [hep-th/0507145].
- [6] L. Randall and R. Sundrum, Phys. Lett. **83**, 3370 (1999) [hep-ph/9905221].
- [7] N. Arkani-Hamed, S. Dimopoulos and G. Dvali, Phys. Lett. **B 429**, 263 (1998) [hep-ph/9803315]; I. Antoniadis, N. Arkani-Hamed, S. Dimopoulos and G. Dvali, Phys. Lett. **B 436**, 257 (1998) [hep-ph/9804398]; N. Arkani-Hamed, S. Dimopoulos and G. Dvali, Phys. Rev. **D 59**, 086004 (1999) [hep-ph/9807344].
- [8] A.D. Martin, W.J. Stirling, R.S. Thorne and G. Watt, Eur. Phys. J. C **63**, 189 (2009) [arXiv:0901.0002].
- [9] CMS collaboration, Phys. Lett. **B 711**, 15 (2012) [arXiv:1202.3827].