

BPS spectrum of Argyres-Douglas theory via spectral network

Kazunobu Maruyoshi, Chan Y. Park, and Wenbin Yan

*California Institute of Technology
Pasadena, CA 91125, USA*

E-mail: maruyosh@caltech.edu, splendid@caltech.edu,
wbyan@theory.caltech.edu

ABSTRACT: We study the BPS spectrum of four-dimensional $\mathcal{N} = 2$ superconformal field theory of Argyres-Douglas type, obtained via twisted compactification of six-dimensional $A_{N-1} (2, 0)$ theory on a sphere with an irregular puncture, by using spectral networks. We give strong evidence of the equivalence of $\mathcal{N} = 2$ superconformal field theories from six-dimensional theories of different ranks by systematically comparing the chamber structure and wall-crossing phenomena.

KEYWORDS: BPS spectrum, Wall-crossing, superconformal field theory, extended supersymmetry

Contents

1	Introduction and Summary of Results	1
2	$\mathcal{N} = 2$ SCFTs and Spectral Networks	3
2.1	$\mathcal{N} = 2$ SCFTs of Class \mathcal{S}	3
2.2	Spectral Network	6
3	4d SCFTs in A_n-class	13
3.1	$\mathcal{S}[A_1; \mathcal{D}_{n+5}]$ Theories	13
3.2	$\mathcal{S}[A_{N-1}; \mathcal{D}_I]$ Theories	18
4	4d SCFTs in D_n-class	26
4.1	$\mathcal{S}[A_1; \mathcal{D}_{\text{reg}}, \mathcal{D}_{n+2}]$ Theories	26
4.2	$\mathcal{S}[A_{N-1}; \mathcal{D}_{\text{II}}]$ Theories	35
4.3	$\mathcal{S}[A_2; \mathcal{D}_{\text{reg}}, \mathcal{D}_{\text{III}}]$ Theories	43
5	Discussion and Outlook	46
A	SCFTs of Argyres-Douglas Type	48
A.1	$\mathcal{S}[A_{N-1}; \mathcal{D}_I]$ Theories from $\text{SU}(N)$ Pure SYM	48
A.2	$\mathcal{S}[A_{N-1}; \mathcal{D}_{\text{II}}]$ from $\text{SU}(N)$ with $N_f = 2$	49
A.3	$\mathcal{S}[A_2; \mathcal{D}_{\text{reg}}, \mathcal{D}_{\text{III}}]$ Theories from $\text{SU}(3)$ with $N_f = 3$	50
B	Finite \mathcal{S}-walls, 1-cycles and intersection numbers	51

1 Introduction and Summary of Results

The BPS spectrum of supersymmetric field theory is a remarkable object which is protected by supersymmetry and includes a lot of information of the theory. With $\mathcal{N} = 2$ supersymmetry in four dimensions, we have much more control over the BPS spectrum on the Coulomb branch moduli space via the Seiberg-Witten theory [1, 2]. Not only massless BPS states can be found at the loci where the Seiberg-Witten curve degenerates, but the full spectrum of massive BPS states is also tractable.

There are special points on the Coulomb branch of an $\mathcal{N} = 2$ theory where mutually non-local BPS states become massless, first found by Argyres and Douglas [3]. Theories at these points have a superconformal symmetry, and are strongly coupled: there is no known Lagrangian description of such theories. Recently, a lot of superconformal field theories (SCFTs) of this Argyres-Douglas type have been found and studied by making use of the six-dimensional (2,0) theory viewpoint of four-dimensional $\mathcal{N} = 2$ theory [4, 5]: the

topologically twisted compactification on the Riemann sphere with an irregular puncture¹ leads to a four-dimensional SCFT of Argyres-Douglas type [5–13]. We will focus on the SCFTs obtained from the A_{N-1} (2, 0) theory, whose Seiberg-Witten curve is the N -sheeted cover of the sphere.

The aim of this paper is to find the BPS spectra of the theories on the Coulomb branch of these SCFTs. The main tool we will use is spectral network [14, 15], which was recently used to study an interesting behavior of BPS spectrum of $\mathcal{N} = 2$ SU(3) super Yang-Mills theory in [16]. A spectral network consists of a set of real one-dimensional lines on the Riemann surface (in our present case the sphere). These are referred to as \mathcal{S} -walls and each \mathcal{S}_{jk} -wall is obtained as a solution of

$$\frac{\partial \lambda_{jk}}{\partial \tau} = e^{i\theta}, \quad (1.1)$$

where $\lambda_{jk} := \lambda_j - \lambda_k$, λ_j is the Seiberg-Witten differential on the j -th sheet, and τ is a real parameter along the \mathcal{S}_{jk} -wall. By sweeping θ from 0 to 2π , there could be critical phases θ_c where \mathcal{S} -walls corresponding to BPS states of the four-dimensional theory with central charge of phase θ_c appear. By this method we find all the BPS states at a general point of Coulomb branch moduli space, including strongly-coupled regimes.

One merit of the method using spectral network is that one can examine the BPS spectra over the whole Coulomb moduli space of a theory of class \mathcal{S} and find various chambers depending on the moduli. These chambers are separated by codimension-one lines, called walls of marginal stability, across which the BPS spectrum is changed. In the chamber where the number of the BPS states are minimal, the spectrum of the SCFTs which we will study here is specified by the A - and the D -type Dynkin diagrams, agreeing with the results in [6–8, 17].

We study BPS spectra of various SCFTs obtained from the A_1 theory compactified on a punctured sphere. There are infinitely many theories depending on the singularity of the punctures. When the sphere has one irregular puncture, the theory corresponds to the maximal conformal point of the pure SU(n) SYM theory, and when the sphere has two punctures with one being irregular and the other being regular, the theory corresponds to the maximal conformal point of the SU(n) gauge theory with two flavors.

As pointed out in [6], the SCFTs from the A_1 theory discussed above have another realizations from the A_{N-1} theory, which can be expected from the fact that the “original” pure SU(N) SYM theory and SU(N) theory with two flavors can be constructed in the A_{N-1} theory framework. Spectral network enables us to deal with the theory from the higher rank A_{N-1} theory ($N > 2$), whose spectral networks differ from those from the A_1 theory by the existence of a joint of multiple \mathcal{S} -walls. Using spectral network, we elucidate the BPS spectra of the SCFTs obtained from the A_{N-1} theory compactified on a punctured sphere.

We get strong evidence that each SCFT from the A_1 theory considered above is equivalent to an SCFT from the A_{N-1} theory on a sphere with one puncture of a particular

¹ When a Seiberg-Witten differential $\lambda = x dt$ has a singularity at a point on a Riemann surface of degree more than one we call the point an irregular puncture. When the degree is equal to or less than one we call it a regular puncture.

singularity by showing that the equivalence of the chamber structure, minimal and maximal BPS spectra of the two when they have the maximal flavor symmetry, i.e. when all mass parameters vanish. We also see the enhancement of the flavor symmetry discussed in [18], by checking that the BPS states indeed form representations of the flavor symmetry when we set the associated mass parameters to vanish.

This paper is organized as follows. Section 2 describes four-dimensional SCFTs that we will consider in this paper, and reviews how to construct a spectral network and find 4d BPS states from it. In Sections 3 and 4 we study spectral networks of SCFTs whose minimal BPS spectra can be represented with A_n - and D_n -quiver, respectively, and propose the equivalence between the theories in each class. In Section 5 we discuss interesting questions that can be addressed with the approach presented in this paper. In Appendix A we describe in detail how to obtain various SCFTs at Argyres-Douglas fixed points starting from high-energy 4d $\mathcal{N} = 2$ theories. In Appendix B we explain how to read out low-energy gauge charges of BPS states from spectral network.

2 $\mathcal{N} = 2$ SCFTs and Spectral Networks

In this section we introduce the $\mathcal{N} = 2$ SCFTs analyzed in this paper and its construction from the six-dimensional A_{N-1} $(2, 0)$ theory. We then give a quick review of spectral network that will be used to analyze the BPS spectra of the SCFTs in the subsequent sections.

2.1 $\mathcal{N} = 2$ SCFTs of Class \mathcal{S}

By partially twisted compactification of the six-dimensional A_{N-1} $(2, 0)$ theory on $\mathbb{R}^{1,3} \times \mathcal{C}$ where \mathcal{C} is a Riemann surface, we have a class of four-dimensional $\mathcal{N} = 2$ SCFTs on $\mathbb{R}^{1,3}$, specified by the rank of A_{N-1} and by the Riemann surface \mathcal{C} [4, 5]. The Seiberg-Witten curve Σ which determines the low energy effective theory on the Coulomb branch is given by a curve in $(x, t) \in T^*\mathcal{C}$ where x and t are the coordinates of the fiber and the base respectively:

$$x^N + \sum_{k=2}^N \phi_k(t) x^{N-k} = 0. \quad (2.1)$$

The moduli of the k -th differentials ϕ_k on \mathcal{C} are identified with the Coulomb moduli. In terms of the Seiberg-Witten differential which is given in the coordinates as $\lambda = x dt$, the central charge of a BPS state is calculated as

$$Z = \oint_{\gamma} \lambda, \quad (2.2)$$

where γ is a two-cycle in the curve (2.1). We will see a way to determine γ in the next subsection.

We allow the Riemann surface to have punctures, at which we place codimension-two defects in the $(2, 0)$ theory. A puncture is associated with a flavor symmetry of four-dimensional theory, and is classified into the following two types: regular where λ has a

simple pole; irregular where λ has a higher order pole. Equipped with punctures, we denote the class of theories as $\mathcal{S}[A_{N-1}, \mathcal{C}; \mathcal{D}_1, \mathcal{D}_2, \dots]$ where \mathcal{D} represents a puncture or defect.

A_1 case Let us first focus on the rank one case, namely $\mathcal{S}[A_1, \mathcal{C}; \mathcal{D}]$. In this case the puncture is simply specified by the degree of the pole of the quadratic differential. When the degree is two, λ has a simple pole, thus it is regular. This is related with an $SU(2)$ flavor symmetry and denoted as \mathcal{D}_{reg} . When the degree is more than two, it is irregular. If all the punctures are regular, the four-dimensional theory is a class of SCFTs. There are various weak coupling descriptions of this class associated with possible degeneration limits of \mathcal{C} , where all the $SU(2)$ gauge groups have vanishing one-loop beta functions. Thus, the only building block of this theory is three-punctured sphere associated with four free hypermultiplets. Conversely, connecting two punctures corresponds to the gauging of the diagonal $SU(2)$ symmetry by an $\mathcal{N} = 2$ vector multiplet.

Allowing irregular punctures gives us two more building blocks: one is one-punctured sphere with an irregular puncture; the other is two-punctured sphere where one of them is regular and the other is irregular. The former is “isolated” in the sense that this cannot be used to construct a bigger theory. This is classified by the degree $n+5$ ($n > 1$) of the pole of the quadratic differential at the puncture. Thus let us denote this puncture as \mathcal{D}_{n+5} . The four-dimensional theory resulting from the compactification of the six-dimensional theory on this sphere is indeed the nontrivial SCFT of Argyres-Douglas type: the maximal superconformal point of $SU(n+1)$ pure SYM theory [10, 18]. (The central charges, a and c , have been computed in [10, 13, 19, 20].) We will denote this SCFT as $\mathcal{S}[A_1; \mathcal{D}_{n+5}]$. We omit \mathcal{C} here and below, since we always consider the case where \mathcal{C} is a sphere.

The latter also corresponds to SCFTs of Argyres-Douglas type. We denote it as $\mathcal{S}[A_1; \mathcal{D}_{\text{reg}}, \mathcal{D}_{n+2}]$. Because of the existence of the regular puncture, this is not isolated in the sense mentioned previously. When $n = 1$, the theory is trivial. By gauging the diagonal $SU(2)$ flavor symmetry coming from the two regular punctures of two $\mathcal{S}[A_1; \mathcal{D}_{\text{reg}}, \mathcal{D}_3]$ ’s, we obtain the pure $SU(2)$ SYM theory. When $n = 2$, the theory is just two free hypermultiplets. When $n > 2$, we have the nontrivial SCFT which is the maximal superconformal point of $SU(n-1)$ gauge theory with two flavors [9]. Indeed, for $n > 2$ the quadratic differential has moduli, indicating that the theory is nontrivial. Note that these SCFTs have at least an $SU(2)$ flavor symmetry associated with the regular puncture.

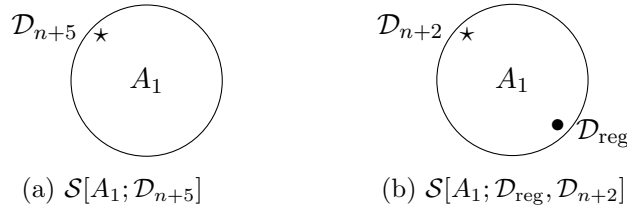


Figure 1: 4d SCFTs from 6d A_1 theory.

These two classes are the only possibilities which can be constructed in the A_1 theory on the sphere with the irregular puncture. We will elucidate how to obtain the BPS spectra of these two classes of SCFTs in Sections 3.1 and 4.1.

A_{N-1} case We then consider the higher rank theory $\mathcal{S}[A_{N-1}; \mathcal{D}]$. The four-dimensional SCFTs of Argyres-Douglas type are again constructed by the compactification on the one-punctured sphere and on two-punctured sphere with one of them being regular. We will focus on the case with the regular puncture having an $SU(N)$ flavor symmetry. Let us denote this puncture as \mathcal{D}_{reg} .

There are various choices of the irregular puncture. Among them we will study the following three types of SCFTs in the subsequent sections. The one is associated with the one-punctured sphere where the degree d_k of the pole of the differential ϕ_k is

$$(d_2, d_3, \dots, d_{N-1}, d_N) = (4, 6, \dots, 2N-2, 2N+2). \quad (2.3)$$

We will refer to this as \mathcal{D}_{I} . This type of SCFTs $\mathcal{S}[A_{N-1}; \mathcal{D}_{\text{I}}]$ can be obtained as the maximal conformal point of an $SU(N)$ pure SYM theory, as shown in Appendix A.1. Note that we obtained $\mathcal{S}[A_1; \mathcal{D}_{N+4}]$ from the same four-dimensional $\mathcal{N} = 2$ theory, so we propose that the two SCFTs are equivalent, though the constructions of these SCFTs are quite different. This equivalence was also proposed in [6].

The second type is associated with the one-punctured sphere with the following singularity

$$(d_2, d_3, \dots, d_{N-2}, d_{N-1}, d_N) = (4, 6, \dots, 2N-4, 2N, 2N+2), \quad (2.4)$$

which we will refer to as \mathcal{D}_{II} . This type of SCFTs, $\mathcal{S}[A_{N-1}; \mathcal{D}_{\text{II}}]$, can be obtained as the maximal conformal point of $SU(N)$ gauge theory with two flavors, as shown in Appendix A.2. Because we get $\mathcal{S}[A_1; \mathcal{D}_{\text{reg}}, \mathcal{D}_{N+3}]$ from the maximal conformal point of the same four-dimensional theory, we propose that the two SCFTs are equivalent. Note that when $N = 3$, the singularity is $(d_2, d_3) = (6, 8)$.

The third type is the one associated with the sphere with one regular puncture and one irregular puncture. As an illustration of the inclusion of a regular puncture, we consider in this paper only one example of SCFT from 6d A_2 theory with a regular puncture of the following singularity

$$(d_2, d_3) = (3, 5), \quad (2.5)$$

which we will denote as \mathcal{D}_{III} . We show in appendix A.3 that this is obtained from $SU(3)$ gauge theory with three flavors as the maximal superconformal point [12].

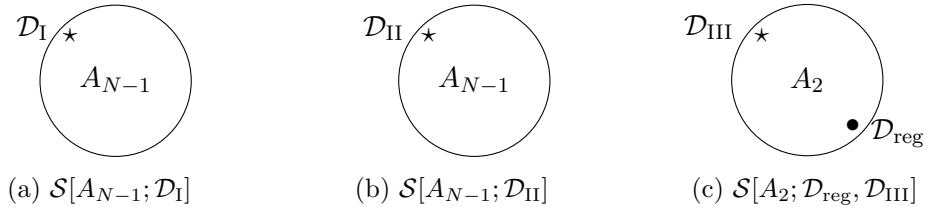


Figure 2: 4d SCFTs from 6d A_{N-1} theory.

The central charges and some properties of these SCFTs have been considered in [6, 13, 20], and the matching of the central charges of the SCFTs supports the proposed

equivalences. Matching their BPS spectra provides more powerful evidence for the claims, and we will find the BPS spectra of these SCFTs in Sections 3.2, 4.2, and 4.3.

Equivalence classes of SCFTs One way to summarize the proposed equivalences of the SCFTs is to introduce a notion of equivalence classes of them. Because all the theories above mentioned that are proposed to flow to the same IR fixed point have the same minimal BPS spectrum, which in turn can be conveniently represented by a quiver based on a Dynkin diagram Γ , we will denote such an equivalence class of SCFTs as a Γ -class.

In Table 1 we summarized the SCFTs in the way that each row corresponds to SCFTs that are in the same class and therefore have the same BPS spectrum & the same chamber structure. We also described in the table from which 4d $\mathcal{N} = 2$ gauge theories we can obtain the SCFT of each row.

Γ	6d A_1	6d A_{N-1}	UV 4d gauge theory
$A_{n=N-1}, N \geq 3$	$\mathcal{S}[A_1; \mathcal{D}_{n+5}]$	$\mathcal{S}[A_{N-1}; \mathcal{D}_I]$	pure $SU(N)$
$D_3 = A_3$	$\mathcal{S}[A_1; \mathcal{D}_8]$	$\mathcal{S}[A_3; \mathcal{D}_I]$	$SU(2), N_f = 2$ (pure $SO(6)$)
	$\mathcal{S}[A_1; \mathcal{D}_{\text{reg}}, \mathcal{D}_5]$		pure $SU(4)$
D_4	$\mathcal{S}[A_1; \mathcal{D}_{\text{reg}}, \mathcal{D}_6]$	$\mathcal{S}[A_2; \mathcal{D}_{II}]$	$SU(3), N_f = 2$ (pure $SO(8)$)
		$\mathcal{S}[A_2; \mathcal{D}_{\text{reg}}, \mathcal{D}_{III}]$	$SU(3), N_f = 3$
$D_{n=N+1}, N \geq 4$	$\mathcal{S}[A_1; \mathcal{D}_{\text{reg}}, \mathcal{D}_{n+2}]$	$\mathcal{S}[A_{N-1}; \mathcal{D}_{II}]$	$SU(N), N_f = 2$ (pure $SO(2N+2)$)

Table 1: Various SCFTs from the 6d $(2,0)$ A_1 and A_{N-1} theories in the same Γ -class.

2.2 Spectral Network

Spectral network is introduced in [14] as an extension of the analysis done in [17, 21], building on the previous related work of [5, 22, 23]. Here we will briefly review the topic of spectral network and introduce a couple of additional ingredients in its construction.

2.2.1 \mathcal{S} -walls

A spectral network consists of \mathcal{S} -walls, and each \mathcal{S} -wall carries two indices. One convenient picture to have in mind is that, when we consider the low energy effective theory of a four-dimensional $\mathcal{N} = 2$ gauge theory on the Coulomb branch as coming from an M5-brane that wraps a punctured Riemann surface as an N -sheeted cover over it (2.1), these \mathcal{S} -walls correspond to the projections of the boundaries of M2-branes stretched between two sheets of the M5-brane onto the Riemann sphere, and the indices indicate which two sheets the boundaries are. This is not a precise statement, though, as pointed in [24], but in some limit of the metric that the M-branes live the correspondence works. More precise statement is understanding an \mathcal{S} -wall as a self-dual string on the Riemann sphere, as explained in [21]. However we expect both will give the same answer for the existence of a BPS state and the value of its central charge thanks to supersymmetry.

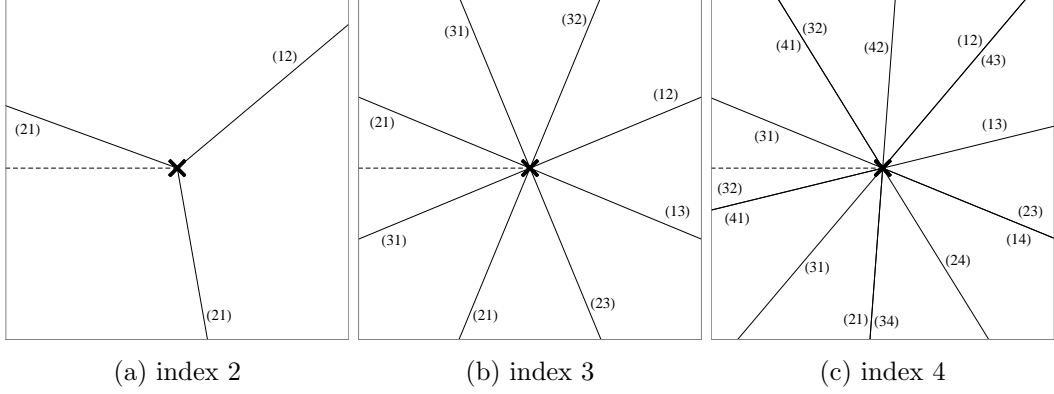


Figure 3: \mathcal{S} -walls around a branch point. \mathcal{S}_{jk} -walls are denoted by solid lines with (jk) . The broken line denotes the branch cut.

Each \mathcal{S} -wall follows the path described by the Seiberg-Witten curve and differential of the four-dimensional theory. When we have a Seiberg-Witten curve $f(t, x) = 0$ as a multi-sheeted cover over the t -plane and the corresponding Seiberg-Witten differential $\lambda = xdt$, an \mathcal{S}_{jk} -wall of a spectral network satisfies

$$\frac{\partial \lambda_{jk}}{\partial \tau} = (\lambda_j(t, x) - \lambda_k(t, x)) \frac{dt}{d\tau} = e^{i\theta}, \quad (2.6)$$

where λ_j is the value of λ on the j -th sheet of x and τ is a real parameter along the \mathcal{S}_{jk} -wall.

An \mathcal{S} -wall starts either from a branch point or from a supersymmetric joint of \mathcal{S} -walls and flows in general into a puncture. In the following we will provide local descriptions of such cases. By patching the local pictures with the flow that (2.6) describes we construct a spectral network at a value of θ .

Around a Branch Point of Ramification Index N First consider \mathcal{S} -walls on the curve $t = x^2$ around the branch point $t = 0$, with $\lambda = xdt$. On the t -plane, each \mathcal{S} -wall travels from the branch point along a real one-dimensional path defined by (2.6). For a fixed θ , each \mathcal{S} -wall starts at the branch point and goes to infinity as shown in Figure 3a. Let us find out the equation that describes each \mathcal{S} -wall. We get two branches from the curve,

$$x_1 = \sqrt{t}, \quad x_2 = -\sqrt{t}, \quad (2.7)$$

which give us two differential equations for each θ ,

$$\lambda_{12}(t) \frac{dt}{d\tau} = 2\sqrt{t} \frac{dt}{d\tau} = \exp(i\theta), \quad (2.8)$$

$$\lambda_{21}(t) \frac{dt}{d\tau} = -2\sqrt{t} \frac{dt}{d\tau} = \exp(i\theta). \quad (2.9)$$

We will call the \mathcal{S} -walls obtained from the first equation \mathcal{S}_{12} , and the \mathcal{S} -walls from the second equation \mathcal{S}_{21} . By changing $\theta \rightarrow \theta + \pi$ we can also absorb the sign difference of λ_{12}

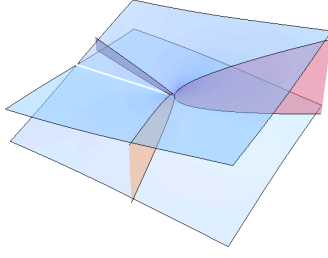


Figure 4: A Seiberg-Witten curve and \mathcal{S} -walls around a branch point of index 2

and λ_{21} , which implies in practice we only need to solve the equation for $\theta \in [0, \pi)$ because the spectral network for $\theta + \pi$ can be obtained by flipping the indices of every \mathcal{S} -walls.

It is easy to solve the differential equations. We get, for \mathcal{S}_{12} ,

$$t(\tau) = \exp\left(\frac{2}{3}i\theta\right) \tau^{2/3}, \quad (2.10)$$

after an appropriate redefinition of τ . Now consider the cases when θ is changed by a multiple of 2π . When $\theta \rightarrow \theta + 2\pi$, the solution gets rotated around the branch point by $4\pi/3$, and it should be another \mathcal{S} -wall. However there is a branch cut on the x -plane, and if the rotation by $4\pi/3$ makes the \mathcal{S}_{12} go through the branch cut, then the \mathcal{S} -wall becomes \mathcal{S}_{21} , otherwise it is another \mathcal{S}_{12} . When we change θ by π , the overall spectral network rotates by $\frac{2\pi}{3}$, which can be easily understood from (2.10), modulo the flip of the indices of the \mathcal{S} -walls as mentioned above. A spectral network around a branch point should be consistent under these monodromies, therefore we have three \mathcal{S} -walls as shown in Figure 3a. Figure 4 illustrates the Seiberg-Witten curve and real two-dimensional surfaces that ends on the curve along the \mathcal{S} -walls. Here the Seiberg-Witten curve is represented by plotting the real part of x of the curve over the t -plane around a branch point of index 2.

Now let us generalize this analysis to the spectral network from a branch point of index N [25]. When we have a branch point of ramification index N at $t = 0$, the corresponding curve is $t = x^N$, and the differential equation that governs the behavior of each \mathcal{S}_{ij} on the t -plane is

$$\omega_{ij} t^{1/N} \frac{\partial t}{\partial \tau} = \exp(i\theta), \quad (2.11)$$

where $\omega_{ij} = \omega_i - \omega_j$ and

$$\omega_k = \exp\left(\frac{2\pi i}{N} k\right), \quad k = 0, 1, \dots, N-1. \quad (2.12)$$

Then the solution for an \mathcal{S}_{ij} is

$$t_{ij}(\tau) = \left(\frac{\tau}{\omega_{ij}}\right)^{N/(N+1)} \exp\left(\frac{N}{N+1}i\theta\right) \quad (2.13)$$

after rescaling τ to absorb a real numerical coefficient. From the factor $1/\omega_{ij}$ we find $N(N-1)$ walls, and the exponent $\frac{N}{N+1}$ makes the angles between the walls to be multiplied

by the factor $\frac{N}{N+1}$ from the differences of $\arg(1/\omega_{ij})$'s. As in the $N = 2$ case, the whole spectral network rotates by $\frac{2Nk\pi}{N+1}$ when we change θ from 0 to $2k\pi$. Consistency of a spectral network under this rotation requires $N - 1$ additional walls and we have $N^2 - 1$ \mathcal{S} -walls around the branch point. The indices of \mathcal{S} -walls are determined by choosing the branch cut. Figures 3b, 3c shows spectral networks around a branch point of index 3 and 4, respectively.

Around a Regular Puncture of Ramification Index N Let us first consider a regular puncture that carries an $SU(2)$ flavor symmetry in the A_1 theory. The residue of the Seiberg-Witten differential at the puncture is the Cartan of the flavor symmetry, in this case a mass parameter m . Consider such a regular puncture at $t = 0$, having $m \neq 0$. Then the corresponding (local) Seiberg-Witten curve is

$$t = (v - m)(v + m) = v^2 - m^2 \quad (2.14)$$

and the Seiberg-Witten differential is $\lambda = \frac{v}{t} dt$. When we project the curve on the t -plane, we have one branch point of index 2 at $t = -m^2$ and one puncture at $t = 0$.

When $m \neq 0$, we can start with a spectral network from a branch point of index 2, as shown in Figure 5a. Note that one \mathcal{S} -wall flows into the puncture, while the other two escapes to infinity [5]. When $\theta = \theta_c$, where $\theta_c = \arg(m_1 - m_2) + \pi/2 = \arg(2m) + \pi/2$, closed \mathcal{S} -walls can form around the puncture. This \mathcal{S} -wall has a topology of a cylinder, with its boundaries lying along the \mathcal{S} -walls on the two sheets. Therefore it corresponds to a BPS state carrying an $SU(2)$ flavor charge. This is consistent with the fact that an $\mathcal{N} = 2$ vector multiplet corresponds to an M2-brane with a topology of a cylinder, and when we gauge the flavor symmetry the \mathcal{S} -wall corresponds to a vector multiplet. Now consider the limit of $m \rightarrow 0$. Then the branch point moves toward the puncture as shown in Figure 5c, and when the two collide, we have a doublet of \mathcal{S} -walls emanating from the puncture.

Let us then consider the puncture with an $SU(N)$ flavor symmetry in the A_{N-1} theory. The curve around the puncture is described by

$$t = \prod_{i=1}^N (v - m_i), \quad (2.15)$$

where $\sum_i m_i = 0$ and the Seiberg-Witten differential is $\lambda = \frac{v}{t} dt$. Let us focus on the massless limit where $t = 0$ becomes the branch point of index N , in addition to being the puncture. The asymptotic behavior of the \mathcal{S} -walls is obtained by solving

$$\int_0^t \omega_{ij} \frac{t'^{1/N}}{t'} dt' = e^{i\theta} \tau, \quad (2.16)$$

where we get $t(\tau) = \left(e^{iN\theta} / \omega_{ij}^N \right) \tau$ after rescaling real parameter τ . There are $N - 1$ sets of asymptotic directions for a value of θ due to the factor $1/\omega_{ij}^N$, and along each direction N \mathcal{S} -walls of same indices flow from the puncture. In total there are $N(N - 1)$ \mathcal{S} -walls from the massless puncture.

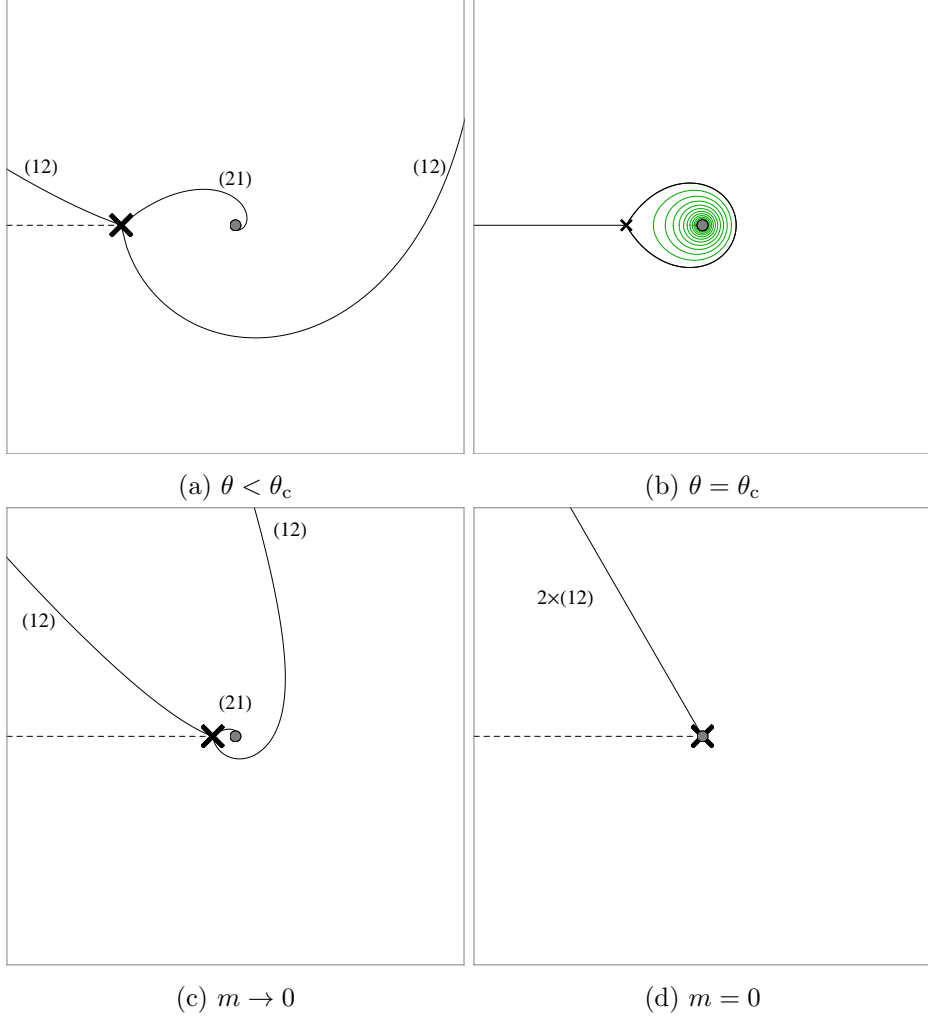


Figure 5: \mathcal{S} -walls around an $SU(2)$ puncture

BPS Joint of \mathcal{S} -Walls When we consider the spectral network in (the compactification of) the A_{N-1} theory, $N > 2$, then there are more than two types of \mathcal{S} -walls. When there is a set of n \mathcal{S} -walls $\mathcal{S}_{i_1 i_2}, \mathcal{S}_{i_2 i_3}, \dots, \mathcal{S}_{i_n i_1}$, there can be a joint of the \mathcal{S} -walls. This is because $\lambda_{i_1 i_2} + \lambda_{i_2 i_3} + \dots + \lambda_{i_n i_1} = 0$ is satisfied at the joint such that it preserves supersymmetry.

Figure 6a shows the spectral network of the A_2 theory with two branch points of index 2, where we have \mathcal{S}_{13} coming from the joint of \mathcal{S}_{12} and \mathcal{S}_{23} . Figure 6b illustrates the Seiberg-Witten curve and the three \mathcal{S} -walls that form a joint.

2.2.2 BPS States from Spectral Network

Using the spectral network, we can identify a BPS state of the low energy effective theory, which corresponds to a cycle of the Seiberg-Witten curve, with a finite \mathcal{S} -walls [5, 14]. This is an \mathcal{S} -wall that has a finite value of

$$\int_{\mathcal{S}_{jk}} \lambda_{jk} = \int_{\tau_i}^{\tau_f} \lambda_{jk}(t) \frac{\partial t}{\partial \tau} d\tau = \int_{\tau_i}^{\tau_f} e^{i\theta_c} d\tau = Z, \quad (2.17)$$

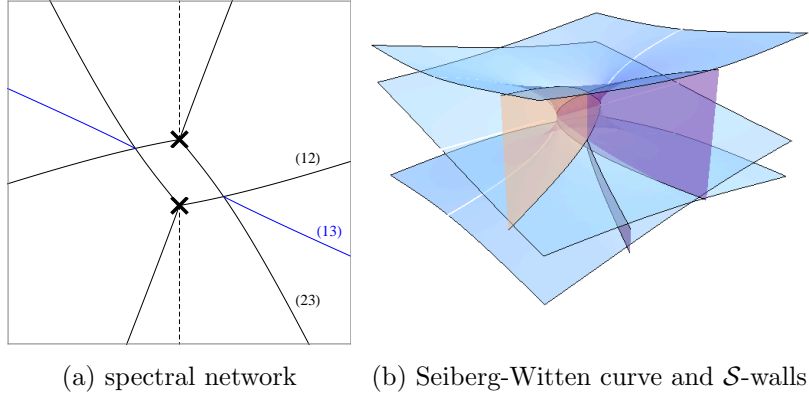


Figure 6: \mathcal{S} -walls forming a joint

where θ_c is the value of θ when such a finite \mathcal{S} -wall appears, as shown in Figure 7b, and Z is the central charge of the corresponding BPS state. To find out the whole set of BPS states, we evolve a spectral network from $\theta = 0$ to $\theta = 2\pi$ and identify finite \mathcal{S} -walls.

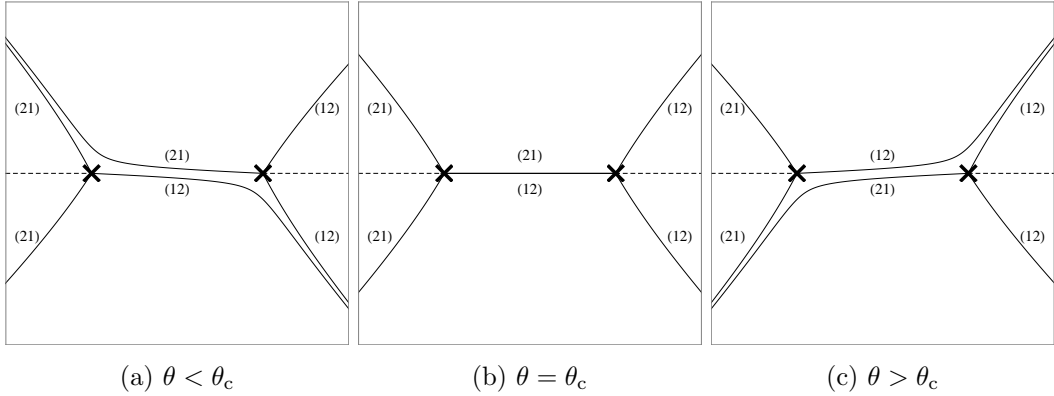


Figure 7: Finite \mathcal{S} -wall

Figure 7 shows how a finite \mathcal{S} -wall forms at $\theta = \theta_c$. When $\theta < \theta_c$, the corresponding spectral network, shown in Figure 7a, has two \mathcal{S} -walls of opposite indices that approach each other. When $\theta = \theta_c$, the two collide and this indicates that there is a finite \mathcal{S} -wall connecting the two branch points, forming a 1-cycle of the Seiberg-Witten curve. Figure 8 illustrates the Seiberg-Witten curve and the finite \mathcal{S} -wall.

A spectral network provides more information than just the existence and the central charge of each BPS state: it also allows us to calculate the electric and the magnetic charges of the BPS state with respect to the IR gauge group. This is done by considering the intersections of the cycles corresponding to finite \mathcal{S} -walls, and in order to do that we need to put down the indices of every \mathcal{S} -wall of a spectral network.

We have already studied how to put indices to the \mathcal{S} -walls from a branch point and those from a joint, so the only question remaining is how to patch the \mathcal{S} -walls in the right way. The indices are changed only when an \mathcal{S} -wall crosses a relevant branch cut, which

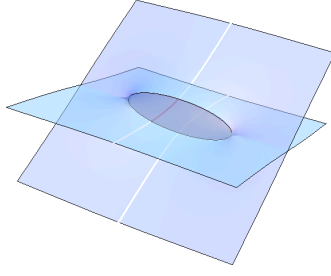


Figure 8: Seiberg-Witten curve from A_1 and a finite \mathcal{S} -wall

is from the trivialization of the covering map from the Seiberg-Witten curve to the base space. Suppose we have an \mathcal{S}_{ij} -wall crossing a (jk) -cut. Then after crossing the cut it becomes an \mathcal{S}_{ik} -wall [14], as shown in Figure 9.

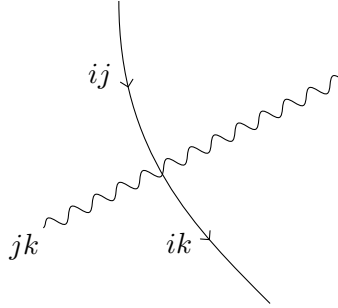


Figure 9: \mathcal{S} -wall crossing a branch cut

We can give indices for all the \mathcal{S} -walls of a spectral network in a globally consistent manner, however local information around each intersection of finite \mathcal{S} -walls is enough for us to find out the IR charges of the corresponding BPS states. Appendix B explains how to calculate the intersections of the cycles from finite \mathcal{S} -walls of a spectral network.

2.2.3 Study of Argyres-Douglas Fixed Points via Spectral Networks

In Section 2.2.1 we have discussed which SCFTs from Argyres-Douglas fixed points we are interested in. Here we provide a schematic description of how to study the SCFTs using spectral network.

The distances between branch points depend on the Coulomb branch parameters of the theory, and therefore the mass of the BPS states from finite \mathcal{S} -walls connecting those branch points vanish as we make the parameters to vanish. This could give the mutually nonlocal massless states required for an Argyres-Douglas fixed point. Therefore the limit of Coulomb branch parameters that results in the collisions of branch points are indications of interesting physics, especially for Seiberg-Witten theories from the six-dimensional A_{N-1} $(2,0)$ theory [26]. In general we have many complex parameters controlling the locations of the branch points, which in turn determine the shape of the Seiberg-Witten curve that is a multi-sheeted cover over a punctured Riemann surface. Studying BPS spectra when those parameters have general values is an extensive, often practically impossible task. Instead,

here we will pick a few choices of the parameters that are both physically interesting and practically less demanding.

First we maintain as much flavor symmetry as necessary. This makes mass parameters vanish and at the same time simplifies the analysis of spectral networks. When we maintain the maximal flavor symmetry it is easier to discuss an upper bound of the number of BPS states of the theory.

Next, to identify interesting points in the moduli space we consider the discriminant of the equation that describes the locations of the branch points on the t -plane. For a Seiberg-Witten curve $f(t, x; u_i)$, where u_i are Coulomb branch parameters, by eliminating x from the following equations

$$f(t, x) = 0, \quad \partial_t f(t, x) = 0, \quad (2.18)$$

we get a polynomial equation $g(t; u_i) = 0$, whose solutions are the locations of the branch points. Therefore the solutions of the discriminant of $g(t; u_i)$, $\Delta_t g(u_i)$, denotes the loci on the Coulomb branch where branch points collide. When we describe the Seiberg-Witten curve as a multi-sheeted cover, not all the choices correspond to singularities of the curve, however some of the choices can result in the collisions of the branch points that connect the same sheets, then it is exactly where we have the singularity of the curve and therefore it may result in a massless hypermultiplet. Even if a solution of the discriminant does not correspond to a singularity, it correspond to having a branch point of higher ramification index, and as we have seen above it results in a more symmetric configuration of spectral network which is easier to analyze.

3 4d SCFTs in A_n -class

3.1 $\mathcal{S}[A_1; \mathcal{D}_{n+5}]$ Theories

Let us start studying the spectral network of the $\mathcal{S}[A_1; \mathcal{D}_{n+5}]$ theories, which are in A_n -class. The Seiberg-Witten curve of (the deformation of) this theory is

$$x^2 = t^{n+1} + u_2 t^{n-1} + \cdots + u_{n+1}, \quad (3.1)$$

and the Seiberg-Witten differential is $\lambda = x dt$ which has one irregular puncture of degree $n + 5$ at $t = \infty$ and no regular puncture.

3.1.1 $\mathcal{S}[A_1; \mathcal{D}_7]$ in A_2 -class

The simplest theory is $\mathcal{S}[A_1; \mathcal{D}_7]$. This corresponds to the original example found in [3], and its spectral network, which is studied in [5], is the building block of that of $n > 2$. The Seiberg-Witten curve is

$$x^2 = t^3 + c_2 t + v_2. \quad (3.2)$$

The parameters v_2 and c_2 are respectively the vev of the relevant deformation operator and its coupling constant with scaling dimensions $6/5$ and $4/5$. Thus v_2 is considered as the moduli of the theory. For a fixed value of c_2 , there is a single, closed BPS wall on the v_2 -plane encircling $v_2 = 0$ [5].

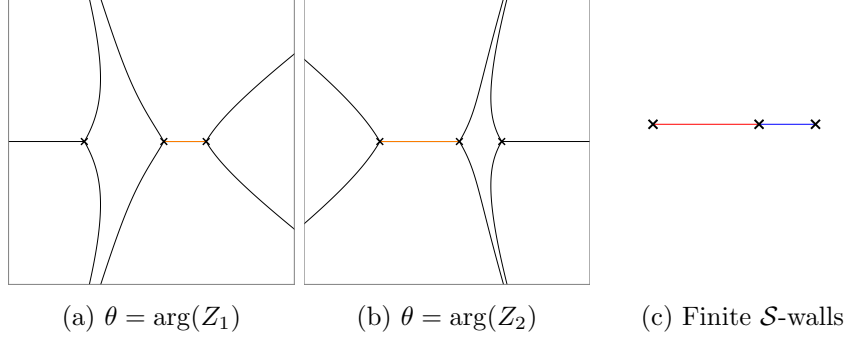


Figure 10: Spectral network of $\mathcal{S}[A_1; D_7]$ when the BPS spectrum is minimal.

Minimal BPS spectrum We first start inside the BPS wall, where the BPS spectrum is minimal. The spectral networks of $\mathcal{S}[A_1; D_7]$ when c_2, v_2 are inside the BPS wall and when $\theta = \arg(Z_i)$ such that there is a finite \mathcal{S} -wall corresponding to a BPS state are shown in Figure 10. The animated version of Figure 10 can be found at [this website](#).

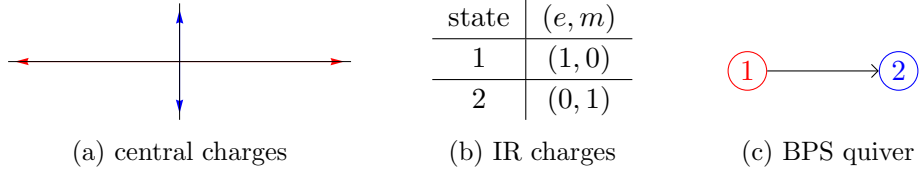


Figure & Table 11: Minimal BPS spectrum of $\mathcal{S}[A_1; D_7]$.

To summarize the results from the spectral network, let us collect the finite \mathcal{S} -walls and calculate the central charge of each BPS state from the corresponding finite \mathcal{S} -walls, which is shown in Figure 11a. One of the two \mathcal{S} -walls is an A-cycle of the Seiberg-Witten curve of $\mathcal{S}[A_1; D_7]$, and the other is a B-cycle. Therefore the BPS spectrum of the theory has two BPS states, which is the minimal BPS spectrum of $\mathcal{S}[A_1; D_7]$.

We can determine the low-energy $U(1)$ charges of the BPS states from Figure 10 after picking up a suitable basis. If one chooses a branch cut along one of the finite \mathcal{S} -walls, say \mathcal{S}_1 , of Figure 10c, it is natural to define the cycle corresponding to that finite \mathcal{S} -wall as an A-cycle and the one corresponding to the other finite \mathcal{S} -wall, \mathcal{S}_2 , as a B-cycle. Their intersection number is $\langle \mathcal{S}_1, \mathcal{S}_2 \rangle = 1$ with a proper choice of orientations of the cycles, see Appendix B for the details. The IR charges of the BPS states are summarized in Table 11b and their anti-states have charges of opposite sign. Using the $U(1)$ charges, this BPS spectrum can be represented with an A_2 quiver shown in Figure 11c, where the direction and the number of the heads of an arrow correspond to the inner product of the charges connected by the arrow.

When we deform v_2 a bit, as long as the parameters are inside the BPS wall, the number of BPS states does not change, which is shown in Figure 12. The animated version of Figure 12 can be found at [this website](#). Figure 12d describes the central charges of the BPS states. Now each BPS state has a different value of central charge from those in Figure 11a, however the $U(1)$ charges are the same as shown in Table 11b and therefore

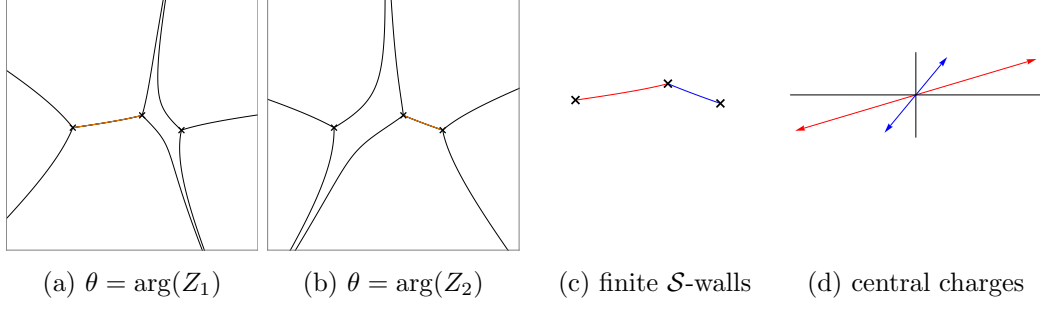


Figure 12: Spectral network of $\mathcal{S}[A_1; D_7]$ from different choices of parameters with minimal BPS spectrum. (c) and (d): finite \mathcal{S} -walls corresponding to two BPS states and their central charges.

the BPS spectrum is also represented by an A_2 quiver.

Maximal BPS spectrum When v_2 is further changed so that now the parameters are on the other side of the BPS wall, we observe a wall-crossing phenomenon of spectral network [5] as shown in Figure 13, where we have an additional finite \mathcal{S} -wall. An animated version of the spectral network can be found at [this website](#).

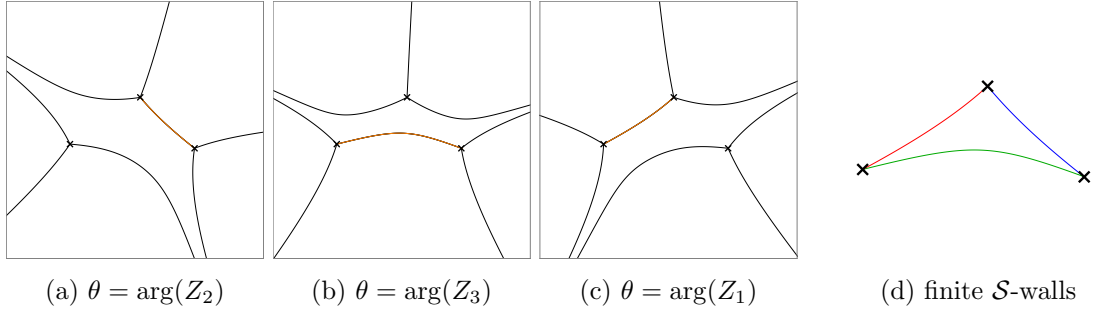


Figure 13: Spectral network of $\mathcal{S}[A_1; D_7]$ with a maximal BPS spectrum

The BPS spectrum of the theory after the wall-crossing is described in Figure 14a and Table 14b, where we have an additional BPS state from the third finite \mathcal{S} -wall. This is the maximal BPS spectrum of $\mathcal{S}[A_1; \mathcal{D}_7]$.

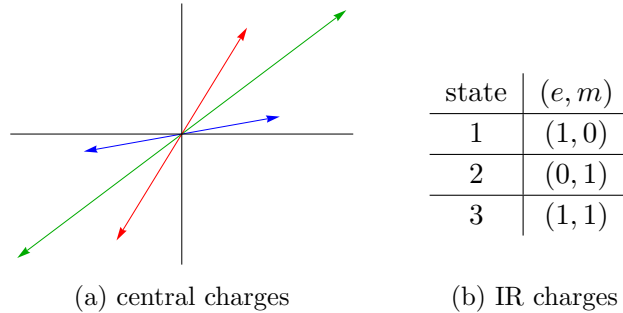


Figure & Table 14: Maximal BPS spectrum of $\mathcal{S}[A_1; \mathcal{D}_7]$.

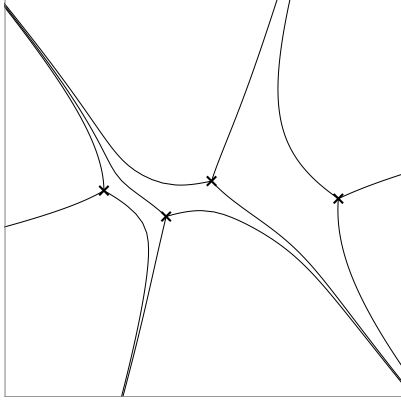


Figure 15: Spectral network of $\mathcal{S}[A_1; \mathcal{D}_8]$.

3.1.2 $\mathcal{S}[A_1; \mathcal{D}_{n+5}]$ in A_n -class, $n > 2$

Now we generalize the previous analysis to general n . The Seiberg-Witten curve of the $\mathcal{S}[A_1; \mathcal{D}_{n+5}]$ theory when $n = 2k$ is

$$x^2 = t^{2k+1} + c_2 t^{2k-1} + \cdots + c_{k+1} t^k + v_{k+1} t^{k-1} + \cdots + v_2 \quad (3.3)$$

with dimensions $\Delta(v_i) = 2 - \frac{2i}{2k+3}$ and $\Delta(c_i) = \frac{2i}{2k+3}$, and when $n = 2k - 1$ the Seiberg-Witten curve is

$$x^2 = t^{2k} + c_2 t^{2k-2} + \cdots + c_k t^k + c_{k+1} t^{k-1} + v_k t^{k-2} + \cdots + v_2 \quad (3.4)$$

with dimensions $\Delta(v_i) = 2 - \frac{i}{k+1}$, $\Delta(c_i) = \frac{i}{k+1}$, where $i = 2, \dots, k$, and $\Delta(c_{k+1}) = 1$. v_i and c_i ($i = 2, \dots, [n/2] + 1$) are the vevs of the relevant deformation operators and their couplings respectively. We can see that the Coulomb moduli space is of $[n/2]$ dimensional. When $n = 2k - 1$, λ has a nonzero residue at $t = \infty$, which is $\frac{1}{2}c_{k+1} + f(c_i)$, where $f(c_i)$ is a polynomial with $i \leq k$ and homogeneous of scaling dimension one [18].

Wall-crossing of $\mathcal{S}[A_1; \mathcal{D}_{n+5}]$ Studying the spectral network of $\mathcal{S}[A_1; \mathcal{D}_8]$ gives us a good idea of the generalization to general $\mathcal{S}[A_1; \mathcal{D}_{n+5}]$. The Seiberg-Witten curve of $\mathcal{S}[A_1; \mathcal{D}_8]$ is

$$x^2 = t^4 + c_2 t^2 + c_3 t + v_2. \quad (3.5)$$

An example of its spectral network is shown in Figure 15. After analyzing the spectral networks for various values of the parameters, which is done in [5], we obtain the finite \mathcal{S} -walls and corresponding BPS spectra as shown in Figure 17.

The first row of Figure 17 shows finite \mathcal{S} -walls corresponding to three states in the BPS spectrum and the central charges of the states when the residue of λ at $x = \infty$ is not zero, i.e. $\frac{1}{2}c_3 + f(c_2) = \frac{1}{2}c_3 \neq 0$. (f is zero in this case.) This is a minimal BPS spectrum of $\mathcal{S}[A_1; \mathcal{D}_8]$, but this does not have the $SU(2)$ flavor symmetry and we have three BPS states of different central charges. This spectrum can be represented with a quiver diagram shown in Figure 16, which is based on an A_3 Dynkin diagram.

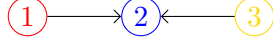


Figure 16: BPS quiver of the minimal BPS spectrum of $\mathcal{S}[A_1; \mathcal{D}_8]$.

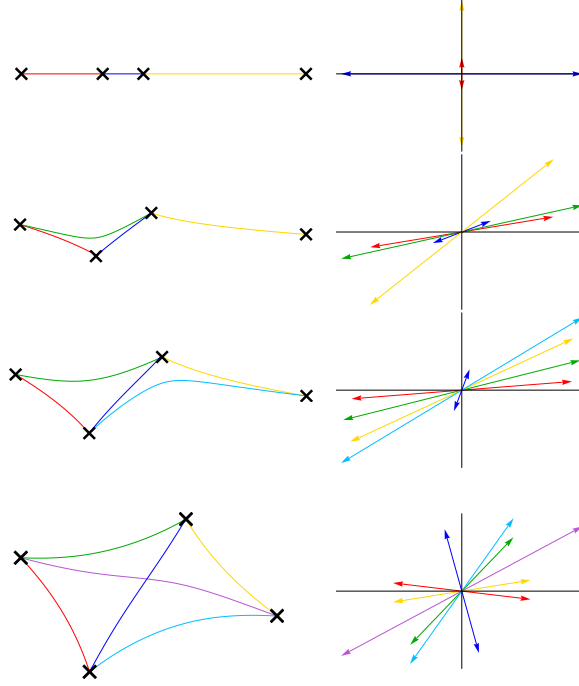


Figure 17: BPS spectra of $\mathcal{S}[A_1; \mathcal{D}_8]$ and their wall-crossings.

As we change the value of v_2 while fixing c_i , we can observe three wall-crossings as shown in the bottom three rows of Figure 17. Each wall-crossing is similar to that of $\mathcal{S}[A_1; \mathcal{D}_7]$: each wall-crossing adds an additional BPS state to the spectrum, and at the end of the series of wall-crossings, we get the maximal BPS spectrum as shown in the last row of Figure 17, where we have a BPS state from an \mathcal{S} -wall connecting every pair of branch points as found in [17]. The IR gauge charges of the states in the maximal BPS spectrum is described in Table 2.

state	(e, m)
1	$(1, 0)$
2	$(0, 1)$
3	$(1, 0)$
4	$(1, 1)$
5	$(1, 1)$
6	$(2, 1)$

Table 2: IR charges of the BPS states in the BPS spectrum of $\mathcal{S}[A_1; \mathcal{D}_8]$.

We can generalize this to $n > 3$ using the fact that the spectral network of $\mathcal{S}[A_1; \mathcal{D}_7]$ serves as the building block of that of $\mathcal{S}[A_1; \mathcal{D}_{n+5}]$. When $\mathcal{S}[A_1; \mathcal{D}_{n+5}]$ has a minimal

BPS spectrum, its spectral network can be considered as a combination of $(n - 1)$ number of $\mathcal{S}[A_1; \mathcal{D}_7]$ spectral networks, where $(k - 1)$ -th, k -th, and $(k + 1)$ -th branch points of $\mathcal{S}[A_1; \mathcal{D}_{n+5}]$ are in the k -th building block. Starting from that configuration, the spectral network of $\mathcal{S}[A_1; \mathcal{D}_{n+5}]$ undergoes a series of the wall-crossing of $\mathcal{S}[A_1; \mathcal{D}_7]$ when the theory moves away from the minimal chamber in the Coulomb branch moduli space, at the end of which we get the maximal BPS spectrum having $\binom{n}{2}$ states.

Wall-crossing of $\mathcal{S}[A_1; \mathcal{D}_8]$ with an SU(2) flavor symmetry Now let us consider the wall-crossing from the minimal BPS spectrum to the maximal one for $\mathcal{S}[A_1; \mathcal{D}_8]$ with the SU(2) flavor symmetry, i.e. the residue of λ at $t = \infty$ vanishes: $c_3 = 0$. The first row of Figure 19 describes its BPS spectrum. Because of the vanishing residue, two of the three BPS states form an SU(2) doublet [18]: the two cycles of the Seiberg-Witten curve corresponding to the two red \mathcal{S} -walls are the same cycle when the residue vanishes. This is a minimal BPS spectrum of $\mathcal{S}[A_1; \mathcal{D}_8]$ with the SU(2) flavor symmetry, which can be represented with a quiver of Figure 18.



Figure 18: BPS quiver of the minimal BPS spectrum of $\mathcal{S}[A_1; \mathcal{D}_8]$ with an SU(2) flavor symmetry. The left and the right nodes correspond to the BPS states forming the doublet of SU(2).

Note that when c_3 vanishes, the Seiberg-Witten curve is $x^2 = t^4 + c_2 t^2 + v_2$, so for general values of c_2 and v_2 , we have four branch points where each pair is located symmetrically across $t = 0$. Because of the symmetry and the vanishing residue at $t = \infty$, we can see in Figure 19 that the three wall-crossings in Figure 17 happens now at the same time, after which we have three additional BPS states, two of them forming another doublet of the SU(2) flavor symmetry. Note that maintaining the maximal flavor symmetry simplifies the analysis of wall-crossings of spectral network: we have less number of free parameters, which constrains the motion of branch points and in the end we have one wall-crossing rather than three between the minimal and the maximal BPS spectrum. Figure 20 shows the spectral network when the theory is on the BPS wall and θ has a value such that the finite \mathcal{S} -walls appear at the same time.

3.2 $\mathcal{S}[A_{N-1}; \mathcal{D}_1]$ Theories

As we stated in section 2.1, this SCFT is obtained as the maximal conformal point of SU(N) pure SYM theory. See appendix A.1 for the detailed derivation. We claim this SCFT is the same as $\mathcal{S}[A_1; \mathcal{D}_{N+4}]$.

The Seiberg-Witten curve of the SCFT is of canonical form $x^N + \sum_{i=2}^N \phi_i(t) x^{N-i} = 0$ where

$$\begin{aligned} \phi_i &= c_i, \quad (i = 2, \dots, \lfloor \frac{N+2}{2} \rfloor), \\ \phi_i &= v_{N-i+2}, \quad (i = \lfloor \frac{N+2}{2} \rfloor + 1, \dots, N-1), \quad \text{and} \quad \phi_N = t^2 + v_2, \end{aligned} \quad (3.6)$$

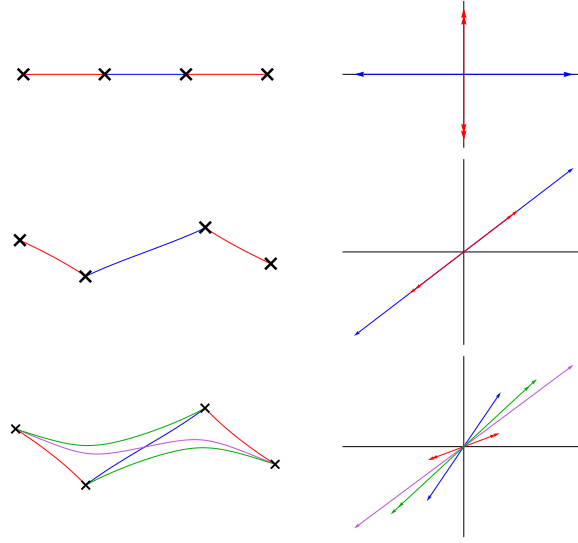


Figure 19: BPS spectra of $\mathcal{S}[A_1; \mathcal{D}_8]$ and their wall-crossings with an $SU(2)$ flavor symmetry.

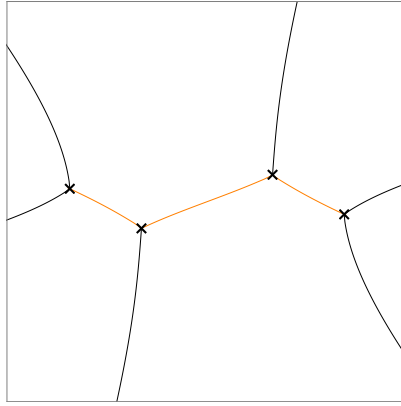


Figure 20: Spectral network of $\mathcal{S}[A_1; \mathcal{D}_8]$ with an $SU(2)$ flavor symmetry on the BPS wall.

and the Seiberg-Witten differential is $\lambda = x dt$. The scaling dimensions are given by $\Delta(v_i) = 2 - \frac{2i}{N+2}$ and $\Delta(c_i) = \frac{2i}{N+2}$ for $i = 2, \dots, [\frac{N+1}{2}]$. When $N = 2k$, there is a mass parameter c_{k+1} with dimension 1. We can see that the dimensions of the operators are the same as those of $\mathcal{S}[A_1; \mathcal{D}_{N+4}]$.

We see that there is a singularity only at $t = \infty$ where the differentials ϕ_k have poles as described in (2.3). Note that from this curve we can obtain the curve of $\mathcal{S}[A_1; \mathcal{D}_{N+4}]$ by changing $t \rightarrow ix$ [14], which illustrates that this description boils down to how to project the complex one-dimensional curve living in a complex two-dimensional space onto a complex plane as either a 2-to-1 or an N -to-1 mapping. However the Seiberg-Witten differentials for the two theories differ by an exact 1-form.

3.2.1 $\mathcal{S}[A_2; \mathcal{D}_1]$ in A_2 -class

The building block of the spectral network of $\mathcal{S}[A_{N-1}; \mathcal{D}_1]$ is that of $\mathcal{S}[A_2; \mathcal{D}_1]$, which is studied in [14]. We will reproduce their result and provide a configuration of the spectral network that is useful in studying general N case. The Seiberg-Witten curve and the differential are

$$x^3 + c_2x + v_2 + t^2 = 0, \quad \lambda = x dt, \quad (3.7)$$

where $\Delta(c_2) = \frac{4}{5}$ and $\Delta(v_2) = \frac{6}{5}$.

Minimal BPS spectrum We first consider the case of $c_2 \neq 0$ and $v_2 = 0$, when the theory has a minimal BPS spectrum. This choice of parameters results in four branch points of index 2 at finite t and one branch point of index 3 at $t = \infty$, which is the location of the irregular puncture. A spectral network at a value of θ that contains a finite \mathcal{S} -wall is shown in Figure 21a. The animated version of the spectral network can be found at [this website](#). There will be another spectral network at $\pi - \theta$ that has the second finite \mathcal{S} -wall, and both of the \mathcal{S} -walls are shown in Figures 21b.

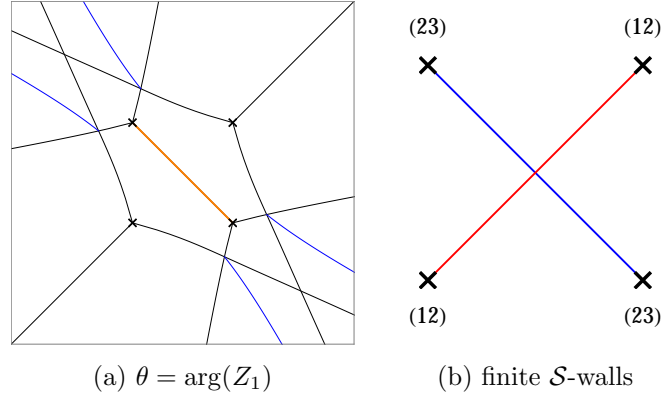


Figure 21: Spectral network of $\mathcal{S}[A_2; \mathcal{D}_1]$ with minimal BPS spectrum.

Figure 22a shows the central charges of the BPS states, and their low-energy $U(1)$ -charges are in Table 22b, which can be read out from the intersections of the cycles that are homologically equivalent to the \mathcal{S} -walls. This BPS spectrum can be represented by the BPS quiver shown in Figure 22c, which is an A_2 quiver. Note that this is exactly the same BPS spectrum as the minimal spectrum of $\mathcal{S}[A_1; \mathcal{D}_7]$, see Figure & Table 11.

Wall-crossing to a maximal BPS spectrum Now we fix c_2 and set v_2 to be nonzero. When v_2 is small, this deforms the previous configuration of spectral networks but does not cause a wall-crossing. After the value of v_2 is over a certain threshold, now the theory is on the other side of a BPS wall in the Coulomb branch moduli space.

Figure 23a shows a spectral network with a finite \mathcal{S} -wall that is similar to the one in Figure 21a. But in Figure 23b we have a finite \mathcal{S} -wall that appears only for A_{N-1} with $N > 2$ [14]. We can see there is a supersymmetric joint formed by three \mathcal{S} -walls,

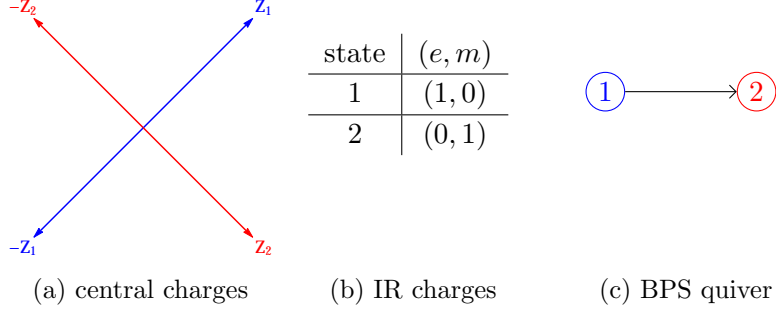


Figure & Table 22: Minimal BPS spectrum of $\mathcal{S}[A_2; \mathcal{D}_I]$.

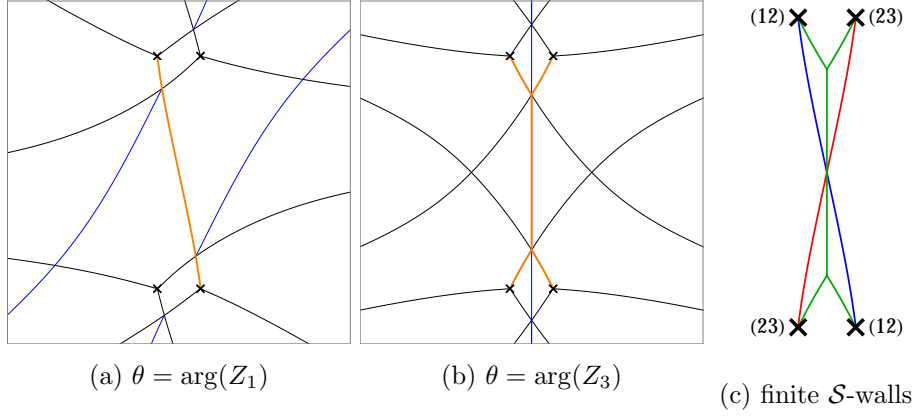


Figure 23: Spectral network of $\mathcal{S}[A_2; \mathcal{D}_I]$ with maximal BPS spectrum.

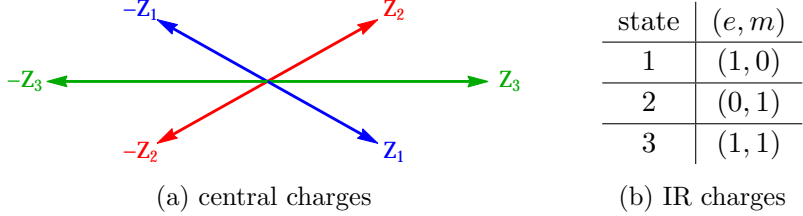


Figure & Table 24: Maximal BPS spectrum of $\mathcal{S}[A_2; \mathcal{D}_I]$.

where $\lambda_{12} + \lambda_{23} = \lambda_{13}$ is satisfied. The animated version of Figure 23 can be found [at this webpage](#).

Figure 23c shows the three finite \mathcal{S} -walls, and the central charges of the corresponding BPS states are shown in Figure 24a. When we compare it with Figure 22a, we see that Z_1 and Z_2 approach and cross over each other when the wall-crossing happens, resulting in the creation of Z_3 [14]. By considering the intersections of the cycles that are homologically equivalent to the finite \mathcal{S} -walls, we can find out the IR charges of the BPS states as in Table 24b. This maximal BPS spectrum is the same as that of $\mathcal{S}[A_1, \mathcal{D}_7]$, see Figure & Table 14.

Maximal, symmetric BPS spectrum We can collide two pairs of branch points of index 2 at finite values of t without causing a singularity, creating two branch points of index 3. This is obtained by setting $c_2 = 0$ and $v_3 \neq 0$, which gives us the maximal, symmetric BPS spectrum. Figure 25a shows a spectral network from the two branch points of index 3 when there is a finite \mathcal{S} -wall.

There are three finite \mathcal{S} -walls connecting the two (123) branch points for $0 \leq \theta < \pi$. The animated version of Figure 25a can be found [at this webpage](#). Figure 25b shows the three finite \mathcal{S} -walls connecting the two branch points. Figure 26a and Table 26b describe the maximal symmetric BPS spectrum of $\mathcal{S}[A_2; \mathcal{D}_I]$, which can be identified with the symmetric maximal BPS spectrum of $\mathcal{S}[A_1; \mathcal{D}_7]$.

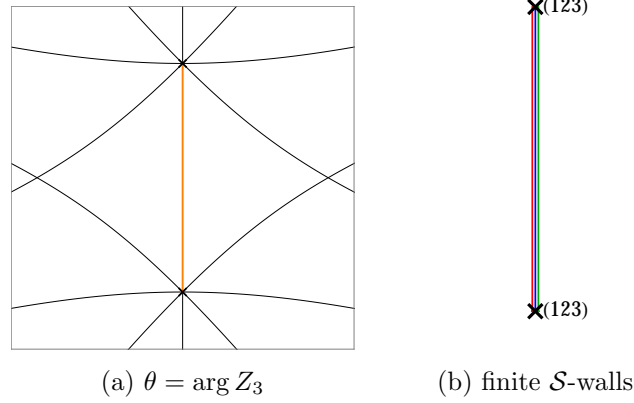


Figure 25: Spectral network of $\mathcal{S}[A_2; \mathcal{D}_I]$ with maximal, symmetric BPS spectrum.

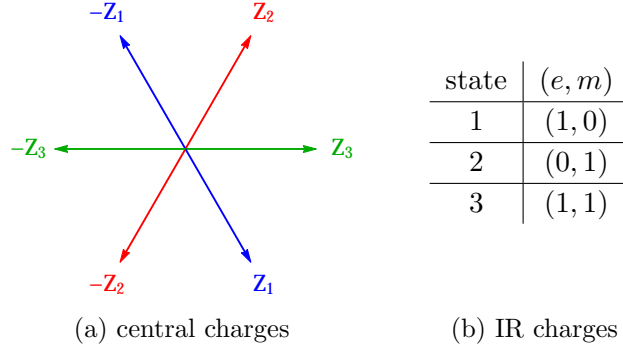


Figure & Table 26: Maximal, symmetric BPS spectrum of $\mathcal{S}[A_2; \mathcal{D}_I]$.

3.2.2 $\mathcal{S}[A_{N-1}; \mathcal{D}_I]$ in A_{N-1} -class, $N > 3$

Now we generalize the previous analysis to $\mathcal{S}[A_{N-1}; \mathcal{D}_I]$. We will compare its spectral network with that of $\mathcal{S}[A_1; \mathcal{D}_{N+4}]$ to see that both SCFTs have the same minimal and maximal BPS spectra, and check for an example that the two theories have the same BPS chamber structure, which we expect to hold for general N and is therefore good evidence that both theories are in A_{N-1} -class.

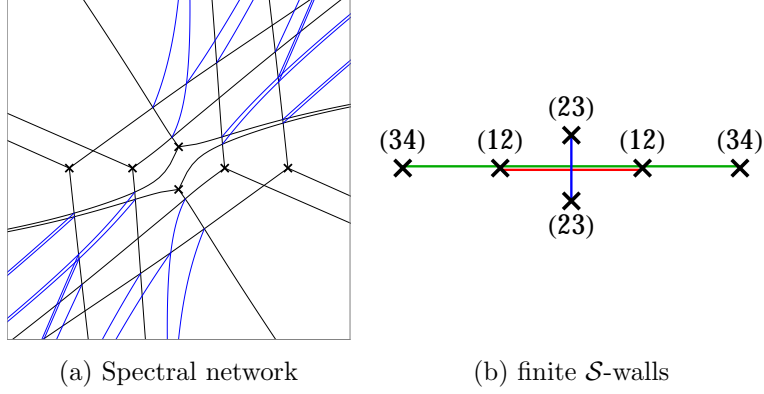


Figure 27: Spectral network of $\mathcal{S}[A_3; \mathcal{D}_I]$ with minimal BPS spectrum.

Minimal BPS spectrum For general values of parameters, the Seiberg-Witten curve of $\mathcal{S}[A_{N-1}; \mathcal{D}_I]$ has $2(N-1)$ branch points of index 2 at finite t . In addition to that, when N is odd, there is a branch point of index N at $t = \infty$, and by applying the Riemann-Hurwitz formula we get the genus of the Seiberg-Witten curve $g = (N-1)/2$. When N is even, there are two branch points of index $N/2$ at $t = \infty$, and the genus of the Seiberg-Witten curve is $g = N/2 - 1$. We choose a branch cut between every branch point of finite t and the irregular puncture at $t = \infty$.

With this, when the theory has a minimal BPS spectrum the configuration of spectral network has its branch points at finite t being aligned along two perpendicular lines. There is a finite \mathcal{S} -wall for every pair of branch points of the same kind, and none between the branch points of different kinds. This gives us the BPS spectrum that can be represented as an A_{N-1} quiver diagram.

The case of $N = 4$ is a useful example to understand the generalization. Its Seiberg-Witten curve is

$$x^4 + c_2 x^2 + m x + v_2 + t^2 = 0, \quad (3.8)$$

where $\Delta(c_2) = \frac{2}{3}$, $\Delta(m) = 1$, $\Delta(v_2) = \frac{4}{3}$. m is a mass parameter, and when it is zero we expect an $SU(2)$ doublet to appear. Figure 27a shows the spectral network at a general value of θ and Figure 27b shows finite \mathcal{S} -walls of $\mathcal{S}[A_3; \mathcal{D}_I]$ when it has a minimal BPS spectrum and when $m \neq 0$. When $m = 0$, (12)- and (34)-branch points are at the same location, resulting in an $SU(2)$ doublet of two finite \mathcal{S} -walls.

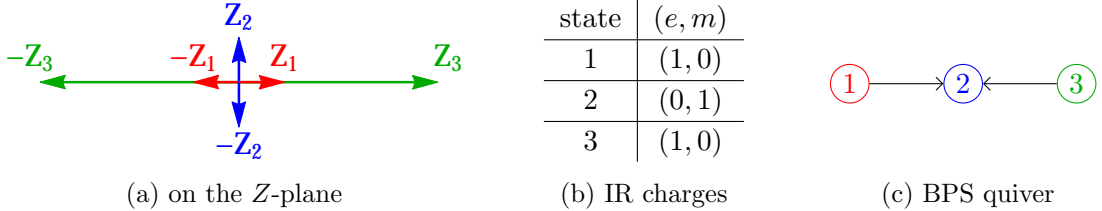


Figure & Table 28: Minimal BPS spectrum of $\mathcal{S}[A_3; \mathcal{D}_I]$.

Figure 28a describes the central charges of the states in the minimal BPS spectrum of $\mathcal{S}[A_3; \mathcal{D}_I]$ when $m \neq 0$. When $m = 0$, we have an $SU(2)$ doublet with $Z_1 = Z_3$. Table 28b describes the IR $U(1)$ -charges of the states, from which we can construct a BPS quiver as shown in Figure 28c. This is the same BPS spectrum as the minimal BPS spectrum of $\mathcal{S}[A_1; \mathcal{D}_8]$, see Figures 16 and 17.

Wall-crossing to the maximal symmetric BPS spectrum From the minimal BPS spectrum of $\mathcal{S}[A_{N-1}; \mathcal{D}_I]$, when its parameters have general nonzero values, it undergoes one wall-crossing of $\mathcal{S}[A_2; \mathcal{D}_I]$ after another to reach the maximal BPS spectrum, where each wall-crossing adds a BPS state in the spectrum. Remember that each wall-crossing of $\mathcal{S}[A_1; \mathcal{D}_{N+4}]$ is that of $\mathcal{S}[A_1; \mathcal{D}_7]$, and from the minimal BPS spectrum after a series of such wall-crossings $\mathcal{S}[A_1; \mathcal{D}_{N+4}]$ reaches the chamber of the maximal BPS spectrum. This matching of both the BPS spectrum and its wall-crossings from the minimal chamber to the maximal one is good evidence for the equivalence of $\mathcal{S}[A_{N-1}; \mathcal{D}_I]$ and $\mathcal{S}[A_1; \mathcal{D}_{N+4}]$.

We illustrate this procedure with the example of $\mathcal{S}[A_3; \mathcal{D}_I]$. Starting from the configuration of Figure 27, we change the parameters such that two pairs of branch points of index 2 collide with each other to form two branch points of index 3 as shown in Figure 29. During the change we cross a BPS wall in the Coulomb branch moduli space, adding a BPS state in the spectrum.

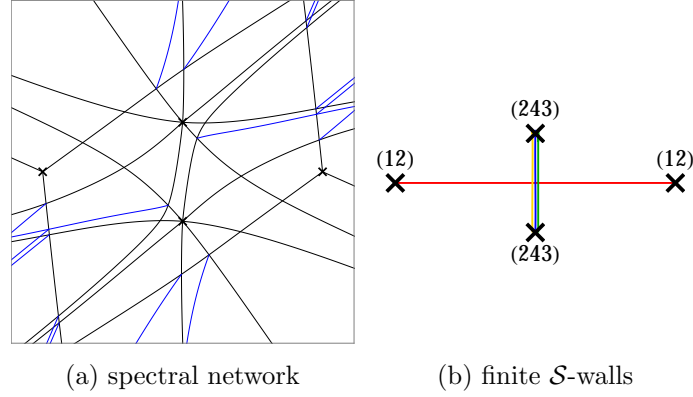


Figure 29: Spectral network of $\mathcal{S}[A_3; \mathcal{D}_I]$ after one wall-crossing from the minimal BPS spectrum.

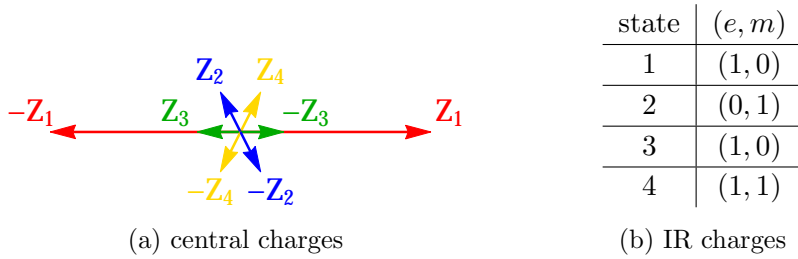


Figure & Table 30: Next-to-minimal BPS spectrum of $\mathcal{S}[A_3; \mathcal{D}_I]$.

When we compare Figure 30a with Figure 28a, we see that as we collide the two branch points, Z_3 move across Z_2 when the BPS spectrum gains a BPS state with charge Z_4 . Analyzing the intersections of the cycles corresponding to the finite \mathcal{S} -walls shown in Figure 29b gives the IR charges of the BPS states in Table 30b. When we collide the two pairs of two branch points of different kinds, the BPS spectrum undergoes two additional wall-crossings, becoming a maximal symmetric BPS spectrum that we will see below.

Note that if we keep $m = 0$ throughout the whole process, then Z_1 and Z_3 should move on the Z -plane together because they form an $SU(2)$ doublet, and the wall-crossing from the minimal to the maximal BPS spectrum happens at once as the BPS spectrum of $\mathcal{S}[A_1; \mathcal{D}_8]$ with an $SU(2)$ flavor symmetry does, see Figure 19.

Maximal, symmetric BPS spectrum When $v_2 \neq 0$ and the other parameters are zero, the spectral network of $\mathcal{S}[A_{N-1}; \mathcal{D}_1]$ has two branch points of index N . It results in the maximal symmetric BPS spectrum that contains $2 \times \binom{N}{2} = N(N-1)$ states, including anti-states having $\pi \leq \arg(Z) \leq 2\pi$. Thanks to the symmetric configuration, the central charges of the BPS states can be identified with the projections of root vectors connecting every pair of weights of the fundamental representation of A_{N-1} in the weight space onto the Z -plane [25]. The maximal symmetric BPS spectrum of $\mathcal{S}[A_1; \mathcal{D}_{N+4}]$ has the same structure: the corresponding spectral network comes from a symmetric configuration of its branch points that form vertices of an N -polygon, and there is a finite \mathcal{S} -wall between every pair of the branch points.

Figure 31 shows the spectral network of $\mathcal{S}[A_3; \mathcal{C}; D_1]$. Note that there is a value of θ that two \mathcal{S} -walls appear at the same time, corresponding to the $SU(2)$ doublet, as shown in Figure 31a. Although the two \mathcal{S} -walls are projected onto the same location on the t -plane, they are two distinct \mathcal{S} -walls. There are two values of θ between 0 and π that a doublet appears, and at the other two values of θ only a single finite \mathcal{S} -wall appears, thereby giving 6 BPS states and 6 anti-states.

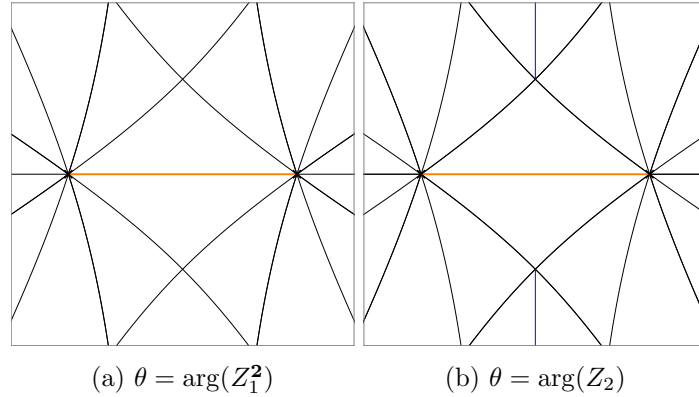


Figure 31: Spectral network of $\mathcal{S}[A_3; \mathcal{D}_1]$ with maximal BPS spectrum.

Figure 32a and Table 32b describe the maximal symmetric BPS spectrum of $\mathcal{S}[A_3; \mathcal{D}_1]$, which can be identified with that of $\mathcal{S}[A_{N-1}; \mathcal{D}_8]$, see Figure 19 and Table 2.

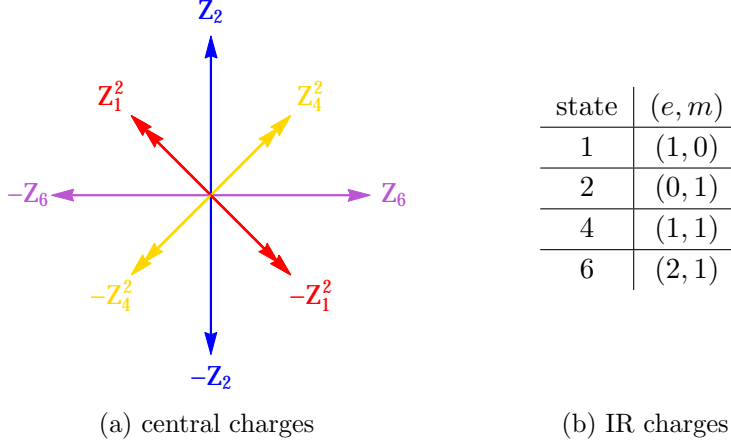


Figure & Table 32: Maximal, symmetric BPS spectrum of $\mathcal{S}[A_3, \mathcal{C}; D_I]$

4 4d SCFTs in D_n -class

4.1 $\mathcal{S}[A_1; \mathcal{D}_{\text{reg}}, \mathcal{D}_{n+2}]$ Theories

Let us next consider the SCFTs obtained from the A_1 theory on a sphere with the irregular puncture \mathcal{D}_{n+2} and the regular puncture \mathcal{D}_{reg} . This class of SCFTs $\mathcal{S}[A_1; \mathcal{D}_{\text{reg}}, \mathcal{D}_{n+2}]$ differs from $\mathcal{S}[A_1; D_{n+5}]$ in that there is one regular puncture with a mass parameter. The Seiberg-Witten curve is given by

$$v^2 = t^n + \sum_{i=1}^{n-1} s_{2i} t^{n-i} + m^2, \quad (4.1)$$

and the Seiberg-Witten differential $\lambda = \frac{v}{t} dt$, which has one regular puncture at $t = 0$ and one irregular puncture at $t = \infty$. The dimensions of the parameters are obtained as $\Delta(s_{2i}) = \frac{2i}{n}$. The parameter m with dimension one is associated with the global $\text{SU}(2)$ symmetry which is a subgroup of the full flavor symmetry.

4.1.1 $\mathcal{S}[A_1; \mathcal{D}_{\text{reg}}, \mathcal{D}_5]$ in D_3 -class

Let us first study the simplest example $\mathcal{S}[A_1; \mathcal{D}_{\text{reg}}, \mathcal{D}_5]$, whose Seiberg-Witten curve is

$$v^2 = t^3 + c_1 t^2 + v_1 t + m^2, \quad (4.2)$$

where we denoted the parameters as v_1 and c_1 in order to emphasize that v_1 is the vev of the relevant operator and c_1 is its coupling.

Here we describe how spectral networks can be used to show that $\mathcal{S}[A_1; \mathcal{D}_{\text{reg}}, \mathcal{D}_5]$ is in the same D_3 -class ($= A_3$ -class) as $\mathcal{S}[A_1; \mathcal{D}_8]$ and $\mathcal{S}[A_3; \mathcal{D}_I]$ are. We will see here in particular that when the three theories have the $\text{SU}(2)$ flavor symmetry they have the same BPS spectrum. However, the way that the $\text{SU}(2)$ doublet of $\mathcal{S}[A_1; \mathcal{D}_{\text{reg}}, \mathcal{D}_5]$ appears is different from the other two theories due to the existence of a regular puncture.

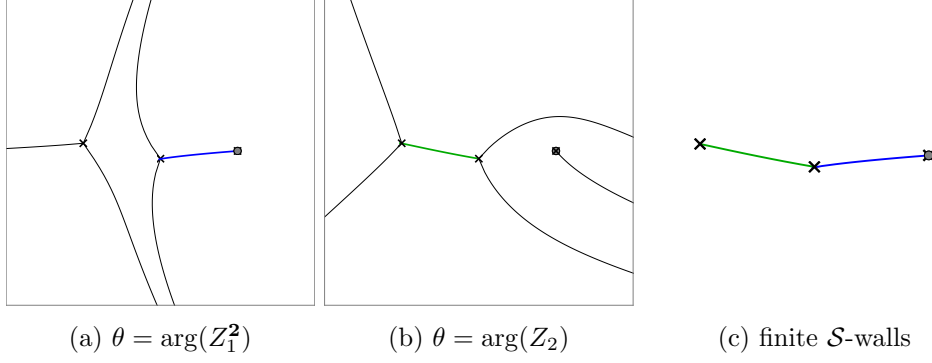


Figure 33: Spectral network of $\mathcal{S}[A_1; \mathcal{D}_{\text{reg}}, \mathcal{D}_5]$ with minimal BPS spectrum.

Minimal BPS spectrum When the parameters, c_1 , v_1 and m , have general values there are three branch points on the t -plane. When we take $m \rightarrow 0$, one of the three branch points now collides with the regular puncture at $t = 0$, as we discussed in Section 2.2.1, resulting in the spectral network shown in Figure 33, where we have a doublet of \mathcal{S} -walls from the branch point on the puncture along the same direction reaching another branch point (Figure 33a). For a different value of θ there is another \mathcal{S} -wall, now a singlet, connecting two branch points that are not on the puncture (Figure 33b).

From the finite \mathcal{S} -walls we get the corresponding BPS states. Figure 34a describes their central charges, where we denote a doublet as a double-headed arrow. Table 34b shows the IR U(1)-charges of the states. This is a minimal BPS spectrum of $\mathcal{S}[A_1; \mathcal{D}_{\text{reg}}, \mathcal{D}_5]$, which is represented by a $D_3 = A_3$ quiver shown in Figure 34c. In fact it is the same as the minimal BPS spectrum of A_3 -class theories with the SU(2) flavor symmetry. For example, see Figure 18 and the first row of Figure 19 that illustrate the minimal BPS spectrum of $\mathcal{S}[A_1; \mathcal{D}_8]$.

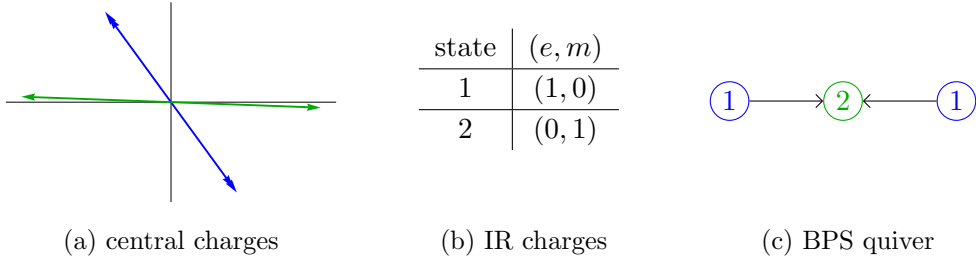


Figure & Table 34: Minimal BPS spectrum of $\mathcal{S}[A_1; \mathcal{D}_{\text{reg}}, \mathcal{D}_5]$.

Wall-crossing to the maximal BPS spectrum Next we consider the wall-crossing of the BPS spectra of $\mathcal{S}[A_1; \mathcal{D}_{\text{reg}}, \mathcal{D}_5]$. This wall-crossing mechanism, in combination with that of $\mathcal{S}[A_1; \mathcal{D}_7]$, will form building blocks for the wall-crossings of $\mathcal{S}[A_1; \mathcal{D}_{\text{reg}}, \mathcal{D}_{n+2}]$. Figure 35 shows how a wall-crossing happens in $\mathcal{S}[A_1; \mathcal{D}_{\text{reg}}, \mathcal{D}_5]$ with the SU(2) flavor symmetry as we move one of the branch points that is not on the puncture.

The second row of Figure 35 shows the finite \mathcal{S} -walls and the central charges of the

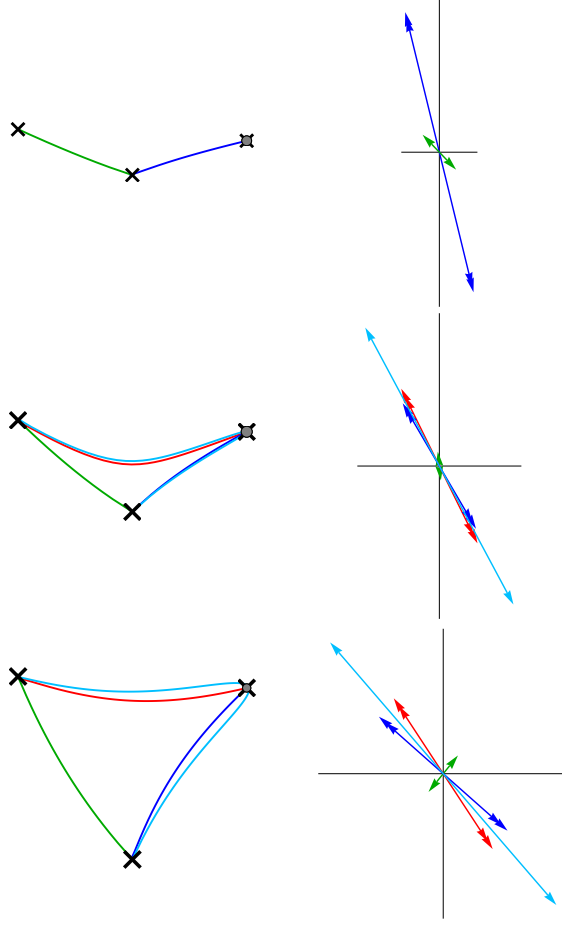


Figure 35: Wall-crossing of $\mathcal{S}[A_1; \mathcal{D}_{\text{reg}}, \mathcal{D}_5]$.

corresponding BPS states right after a wall-crossing happens. Again it happens when the central charges of two BPS states move across each other on the Z -plane, see the first two row of Figure 35, which shows the central charge of a singlet BPS state going over that of the doublet. And similarly to the wall-crossing of $\mathcal{S}[A_1; \mathcal{D}_{n+5}]$ with the $SU(2)$ flavor symmetry, which is shown in Figure 19, when the wall-crossing happens we have another doublet and an additional BPS state whose central charge is the sum of the central charges of two states from each doublet.

state	(e, m)
1	$(1, 0)$
2	$(0, 1)$
3	$(1, 1)$
4	$(2, 1)$

Table 3: IR charges of the states in the maximal BPS spectrum of $\mathcal{S}[A_1; \mathcal{D}_{\text{reg}}, \mathcal{D}_5]$.

To understand the wall-crossing involving a doublet, it is helpful to introduce an in-

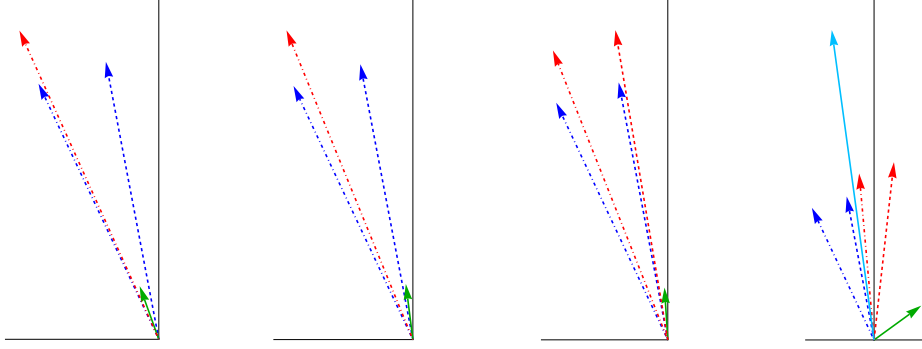


Figure 36: Wall-crossing of a doublet and a singlet.

finitesimal value of the mass parameter m to resolve each doublet into two states with infinitesimal difference in their central charges, as shown in Figure 36, where a series of three usual wall-crossings are illustrated. When $m \rightarrow 0$, the three wall-crossings happen at the same time, leading to the new wall-crossing phenomena shown in Figure 35.

The last row of Figure 35 shows the maximal BPS spectrum of $\mathcal{S}[A_1; \mathcal{D}_{\text{reg}}, \mathcal{D}_5]$ with the $\text{SU}(2)$ flavor symmetry, which consists of six BPS states with two doublets. This is the same as that of $\mathcal{S}[A_1; \mathcal{D}_8]$ with vanishing residue at infinity, see the last row of Figure 19.

Equivalence of $\mathcal{S}[A_1; \mathcal{D}_{\text{reg}}, \mathcal{D}_5]$ and $\mathcal{S}[A_1; \mathcal{D}_8]$ We have seen that the analysis of BPS spectra of $\mathcal{S}[A_1; \mathcal{D}_{\text{reg}}, \mathcal{D}_5]$ and $\mathcal{S}[A_1; \mathcal{D}_8]$ via spectral network provides good evidence for the equivalence of the two SCFTs. Another piece of evidence comes from comparing the central charges of the SCFTs, which are $a = \frac{11}{24}$ and $c = \frac{1}{2}$. The central charge of $\mathcal{S}[A_1; \mathcal{D}_8]$ was computed in [17], see eq. (4.31) with $r = 1$. The central charge of the $\mathcal{S}[A_1; \mathcal{D}_{\text{reg}}, \mathcal{D}_5]$ theory was computed in some papers, e.g. [20], see $I_{2,1,F}$ in Table 3.

Actually, we can show the SCFTs have the same Seiberg-Witten curves when both of them have the $\text{SU}(2)$ flavor symmetry. Let us start with the curve of $\mathcal{S}[A_1; \mathcal{D}_8]$ with $c_3 = 0$,

$$x^2 = t^4 + c_2 t^2 + v_2, \quad (4.3)$$

where $\lambda = x dt$. Now we change variables: first we take $t \rightarrow \sqrt{\tilde{t}}$,

$$\lambda = x dt = \frac{1}{2} \sqrt{\tilde{t} + c_2 + \frac{v_2}{\tilde{t}}} d\tilde{t} = \tilde{x} d\tilde{t}, \quad (4.4)$$

and then define $v = \tilde{t}\tilde{x}$, after which we have $\lambda = (v/\tilde{t}) d\tilde{t}$ and

$$v^2 = \tilde{t}^3 + c_2 \tilde{t}^2 + v_2 \tilde{t}. \quad (4.5)$$

These are equivalent to the Seiberg-Witten differential and curve of $\mathcal{S}[A_1; \mathcal{D}_{\text{reg}}, \mathcal{D}_5]$. Therefore we expect the two theories to be fully equivalent.

4.1.2 $\mathcal{S}[A_1; \mathcal{D}_{\text{reg}}, \mathcal{D}_6]$ in D_4 -class

The Seiberg-Witten curve of $\mathcal{S}[A_1; \mathcal{D}_{\text{reg}}, \mathcal{D}_6]$ is

$$v^2 = t^4 + c_1 t^3 + c_2 t^2 + v_1 t + m^2. \quad (4.6)$$

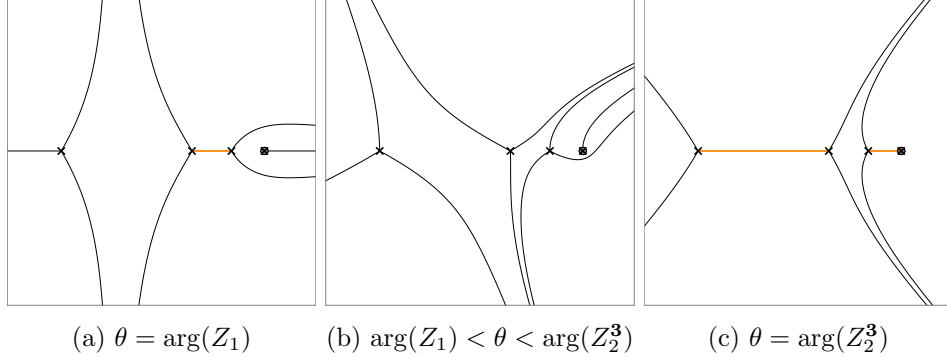


Figure 37: Spectral networks of $\mathcal{S}[A_1; \mathcal{D}_{\text{reg}}, \mathcal{D}_6]$ with an $\text{SU}(3)$ flavor symmetry and minimal BPS spectrum.

The residue of the Seiberg-Witten differential $\lambda = \frac{v}{t} dt$ at $t = \infty$ is $\frac{1}{8} (c_1^2 - 4c_2)$, which is associated with a $\text{U}(1)$ flavor symmetry. As in the previous case, the parameter m , which is the residue of the regular puncture at $x = 0$, is associated with an $\text{SU}(2)$ flavor symmetry. When both mass parameters vanish, we expect to have an enhanced $\text{SU}(3)$ flavor symmetry [18], which we will confirm here from the analysis of spectral networks. When only $m = 0$ but the residue of λ at $t = \infty$ is nonzero, it serves as a good stepping stone to understand the cases of general n , as we will see later.

Minimal BPS spectrum of $\mathcal{S}[A_1; \mathcal{D}_{\text{reg}}, \mathcal{D}_6]$ with an $\text{SU}(3)$ flavor symmetry When we set both $m = 0$ and $c_1^2 = 4c_2$ and set $v_1 = c_1^3/54 - \delta$, where δ is a small number, $\mathcal{S}[A_1; \mathcal{D}_{\text{reg}}, \mathcal{D}_6]$ has a spectral network shown in Figure 37. There are three BPS states of the same central charge Z_2^3 , which is represented as a three-headed arrow in the first row of Figure 39. This shows that when both the mass parameters vanish we indeed have an $\text{SU}(3)$ flavor symmetry, and that there is a triplet of the $\text{SU}(3)$.

We can determine the IR charges of BPS states from Figure 37 after picking up a suitable basis. If one chooses the two cuts along the triplet \mathcal{S} -walls at $\theta = \arg(Z_2^3)$ of the minimal spectrum in Figure 37c, we define the cycle corresponding to the singlet finite \mathcal{S} -wall at $\theta = \arg(Z_1)$, say \mathcal{S}_1 , as an A-cycle and one of the triplet finite \mathcal{S} -walls at $\theta = \arg(Z_2^3)$, say \mathcal{S}_2 , as a B-cycle. Their intersection number is $\langle \mathcal{S}_1, \mathcal{S}_2 \rangle = 1$ with a proper choice of orientations of the cycles, and from this we get the IR charges as described in Table 38a. This BPS spectrum can be represented by a D_4 quiver as shown in Figure 38b.

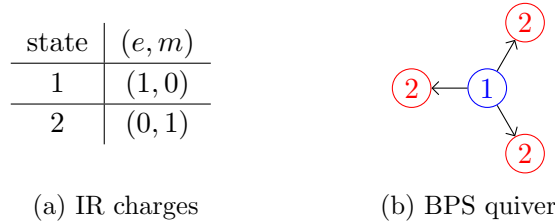


Figure 38: Minimal BPS spectrum of $\mathcal{S}[A_1; \mathcal{D}_{\text{reg}}, \mathcal{D}_6]$ with an $\text{SU}(3)$ flavor symmetry.

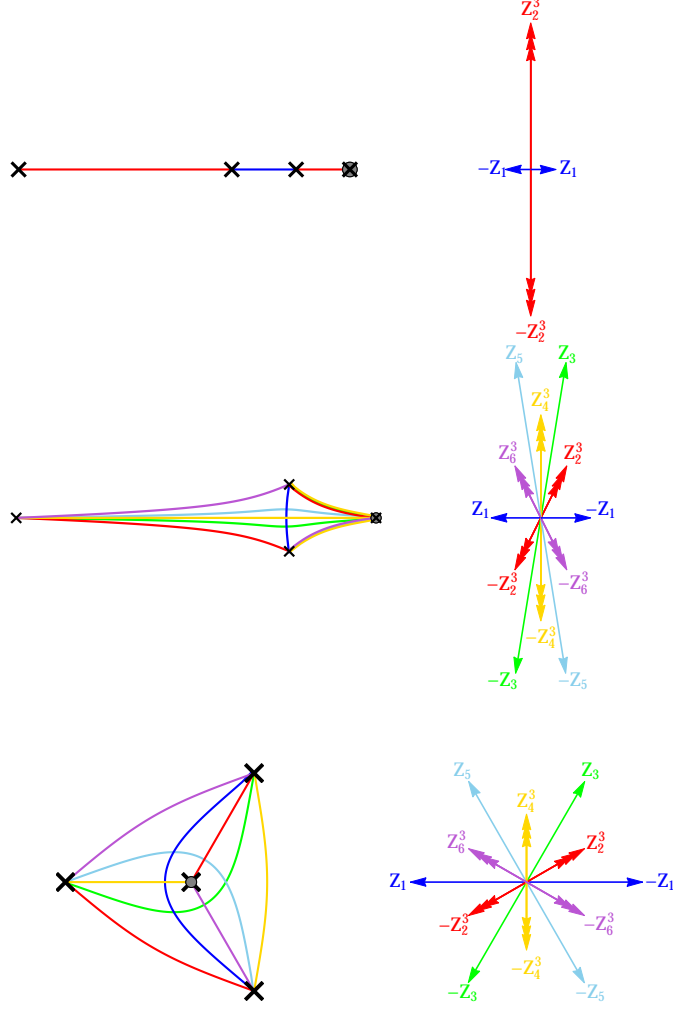


Figure 39: Wall-crossing of $\mathcal{S}[A_1; \mathcal{D}_{\text{reg}}, \mathcal{D}_6]$ with an $\text{SU}(3)$ flavor symmetry.

Wall-crossing of $\mathcal{S}[A_1; \mathcal{D}_{\text{reg}}, \mathcal{D}_6]$ with an $\text{SU}(3)$ flavor symmetry When we maintain the maximal flavor symmetry of $\mathcal{S}[A_1; \mathcal{D}_{\text{reg}}, \mathcal{D}_6]$ during the wall-crossing, we observe that the BPS spectrum jumps from the minimal to the maximal one at once. Figure 39 illustrates such a wall-crossing.

When $\delta \rightarrow 0$, the singlet becomes massless and the BPS spectrum jump from the minimal one to the maximal one at once, and the result is as shown in the second row of 39, where now $v_1 = c_1^3/54 + \delta$. The last row of Figure 39 shows the case of $c_1 = c_2 = m = 0$ and $v_1 \neq 0$, which has the $\text{SU}(3)$ flavor symmetry and also symmetric arrangement of branch points and therefore a symmetric BPS spectrum. Under the same basis the charges of BPS states as we found to get Table 38a, states in the maximal BPS spectrum has IR charges as described in Table 4.

Figure 40 provides an explanation of such a wall-crossing by resolving the triplet into

state	(e, m)
1	$(1, 0)$
2	$(0, 1)$
3	$(1, 3)$
4	$(1, 2)$
5	$(2, 3)$
6	$(1, 1)$

Table 4: IR charges of the states in the maximal BPS spectrum of $\mathcal{S}[A_1; \mathcal{D}_{\text{reg}}, \mathcal{D}_6]$ with an $\text{SU}(3)$ flavor symmetry.

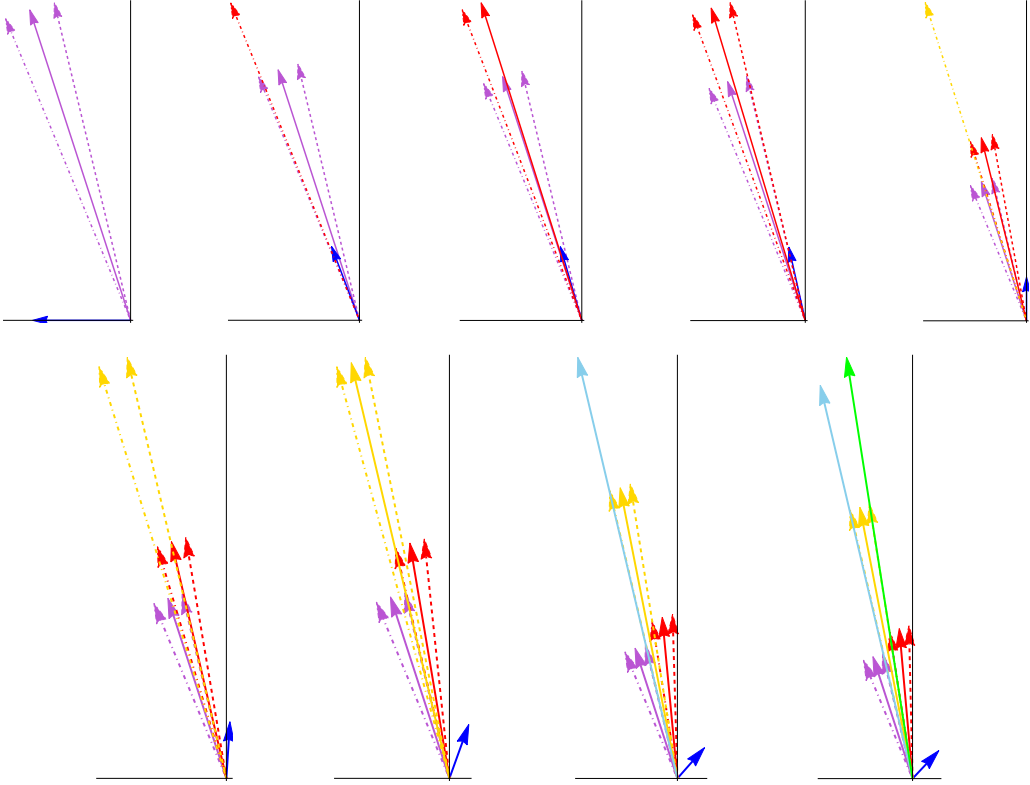


Figure 40: Wall-crossing of a singlet and a triplet.

three BPS states and consider a series of usual wall-crossings between a singlet and a triplet, as we have resolved the doublet of $\mathcal{S}[A_1; \mathcal{D}_{\text{reg}}, \mathcal{D}_5]$ to understand the wall-crossing of its BPS spectrum, see Figure 36. In the limit of the three resolved BPS states becoming a triplet, these eight wall-crossings happen at the same time, resulting in two additional triplets and two additional singlets. We can also see that the structures of the triplets and the singlets suit well with what we have in Figure 39.

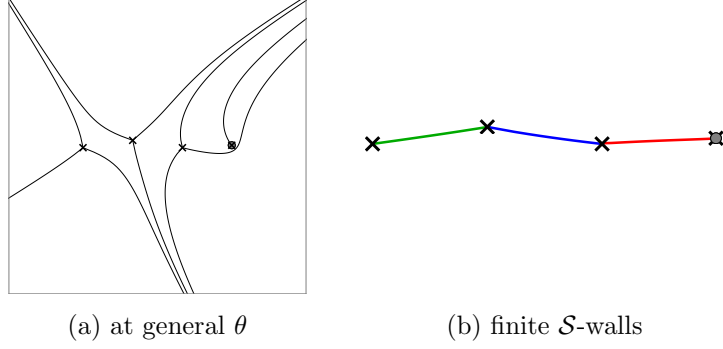


Figure 41: Spectral networks of $\mathcal{S}[A_1; \mathcal{D}_{\text{reg}}, \mathcal{D}_6]$ with an $U(1) \times SU(2)$ flavor symmetry and minimal BPS spectrum.

4.1.3 $\mathcal{S}[A_1; \mathcal{D}_{\text{reg}}, \mathcal{D}_{n+2}]$ in D_n -class, $n \geq 4$

Now we consider $\mathcal{S}[A_1; \mathcal{D}_{\text{reg}}, \mathcal{D}_{n+2}]$ for a general n . When $n = 2k + 1$, the Seiberg-witten curve is

$$v^2 = t^{2k+1} + c_1 t^{2k} + \cdots + c_k t^{k+1} + v_k t^k + \cdots + v_1 t + m^2, \quad (4.7)$$

and when $n = 2k$ the Seiberg-Witten curve is

$$v^2 = t^{2k} + c_1 t^{2k-1} + \cdots + c_{k-1} t^{k+1} + c_k t^k + v_{k-1} t^{k-1} + \cdots + v_1 t + m^2. \quad (4.8)$$

We will focus on the case of $m = 0$, where the BPS spectrum has an $SU(2)$ flavor symmetry.

$\mathcal{S}[A_1; \mathcal{D}_{\text{reg}}, \mathcal{D}_{n+2}]$ with a minimal BPS spectrum & an $SU(2)$ flavor symmetry To consider the generalization, let us go back to the previous example and focus on the case with $m = 0$ and general values of c_1 , c_2 and v_1 where the flavor symmetry is $U(1) \times SU(2)$. Figure 41 shows the spectral network of $\mathcal{S}[A_1; \mathcal{D}_{\text{reg}}, \mathcal{D}_6]$ of the choice of the parameters. In Figure 41b we have an $SU(2)$ doublet of the finite \mathcal{S} -walls connecting the puncture and one of the other branch point, as we have seen from the spectral network of $\mathcal{S}[A_1; \mathcal{D}_{\text{reg}}, \mathcal{D}_5]$.

We can see that the spectral network can be considered as a combination of an $\mathcal{S}[A_1; \mathcal{D}_7]$ spectral network and an $\mathcal{S}[A_1; \mathcal{D}_{\text{reg}}, \mathcal{D}_5]$ spectral network. This also applies for every $\mathcal{S}[A_1; \mathcal{D}_{\text{reg}}, \mathcal{D}_{n+2}]$ with $n > 4$, whose spectral network can be considered as a combination of an $\mathcal{S}[A_1; \mathcal{D}_{\text{reg}}, \mathcal{D}_5]$ spectral network and an $\mathcal{S}[A_1; \mathcal{D}_{n+3}]$ spectral network, which in turn consists of spectral networks of $\mathcal{S}[A_1; \mathcal{D}_7]$.

Figure 42a and Table 42b describe the minimal BPS spectrum of $\mathcal{S}[A_1; \mathcal{D}_{\text{reg}}, \mathcal{D}_6]$ with only the $U(1) \times SU(2)$ flavor symmetry. For general values of c_1 and c_2 , we have a nonzero residue of λ at $t = \infty$. Then the central charge of the doublet is differ by the residue from the central charge of one of the other two BPS states, whose corresponding \mathcal{S} -wall is the same cycle of the elliptic curve from the Seiberg-Witten curve as the \mathcal{S} -wall for the doublet.

Wall-crossing of $\mathcal{S}[A_1; \mathcal{D}_{\text{reg}}, \mathcal{D}_{n+2}]$ with a $U(1) \times SU(2)$ flavor symmetry The wall-crossings of $\mathcal{S}[A_1; \mathcal{D}_{\text{reg}}, \mathcal{D}_6]$ consists of the wall-crossings from $\mathcal{S}[A_1; \mathcal{D}_7]$ and $\mathcal{S}[A_1; \mathcal{D}_{\text{reg}}, \mathcal{D}_5]$, as illustrated in Figure 43. Starting from the minimal BPS spectrum of Figures 41b and

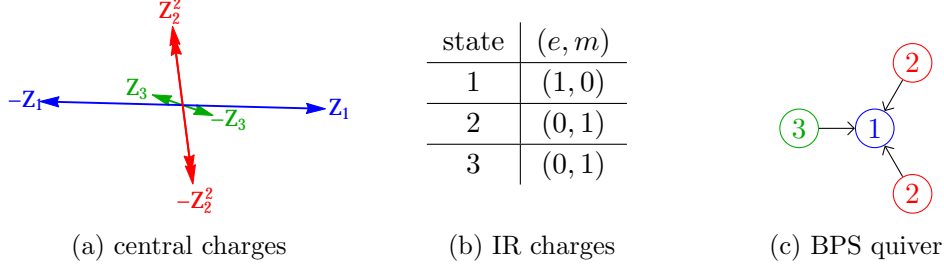


Figure & Table 42: Minimal BPS spectrum of $\mathcal{S}[A_1; \mathcal{D}_{\text{reg}}, \mathcal{D}_6]$ with an $U(1) \times SU(2)$ flavor symmetry.

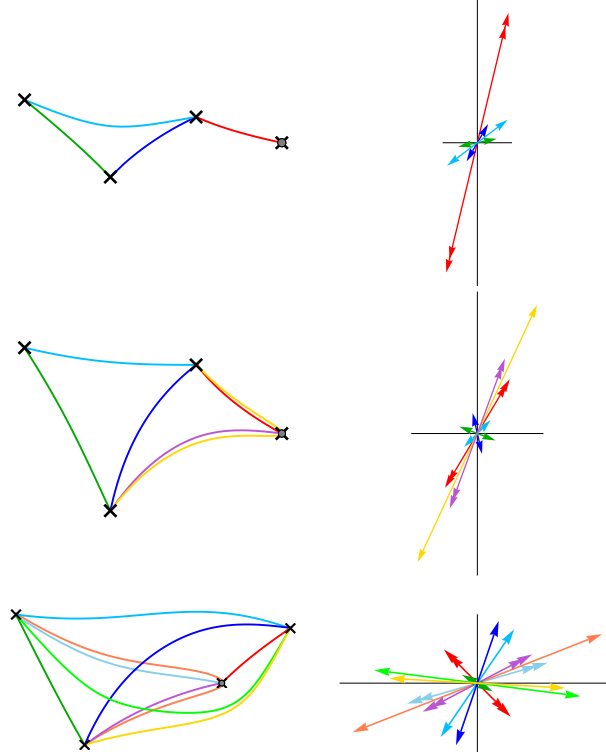


Figure 43: Wall-crossing of $\mathcal{S}[A_1; \mathcal{D}_{\text{reg}}, \mathcal{D}_6]$ with a $U(1) \times SU(2)$ flavor symmetry.

42a, after an $\mathcal{S}[A_1; \mathcal{D}_7]$ wall-crossing we get the BPS spectrum at the first row of Figure 43. Between the first row and the second row is another $\mathcal{S}[A_1; \mathcal{D}_{\text{reg}}, \mathcal{D}_5]$ wall-crossing, and after two additional $\mathcal{S}[A_1; \mathcal{D}_{\text{reg}}, \mathcal{D}_5]$ wall-crossings we arrive at the last row of Figure 43, where we have the maximal number of BPS state, six BPS states and six anti-states.

Maximal BPS spectrum of $\mathcal{S}[A_1; \mathcal{D}_{\text{reg}}, \mathcal{D}_{n+2}]$ with a $U(1) \times SU(2)$ flavor symmetry

The configuration of the spectral network of $\mathcal{S}[A_1; \mathcal{D}_{\text{reg}}, \mathcal{D}_{n+2}]$ is a straightforward generalization of the previous discussions and the resulting minimal BPS spectrum has the BPS quiver of \mathcal{D}_n . However its maximal BPS spectrum, which has $\binom{n}{2} \times 2$ states and their anti-states, is more complicated, so here we describe an example of the maximal BPS spectrum,

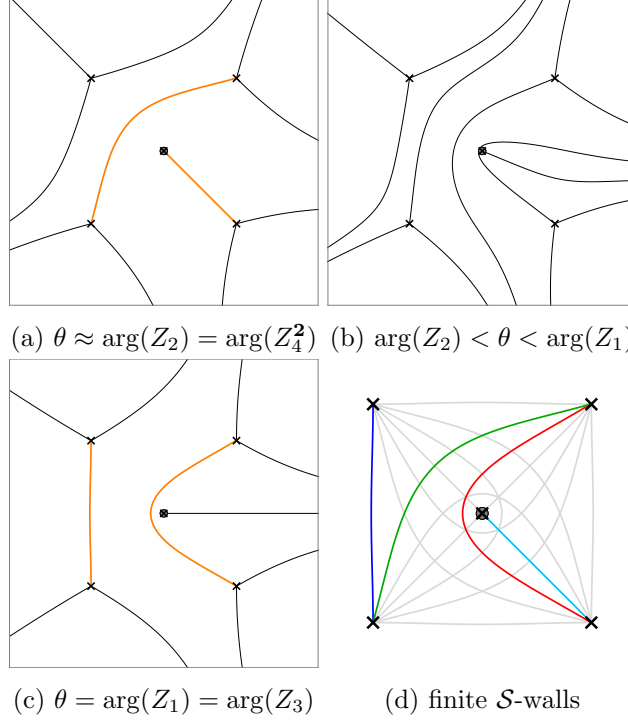


Figure 44: spectral network of $\mathcal{S}[A_1; \mathcal{D}_{\text{reg}}, \mathcal{D}_7]$ with maximal, symmetric BPS spectrum.

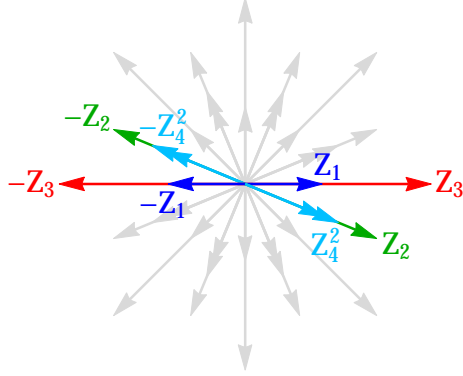
having in mind that this will be used to analyze the equivalence of $\mathcal{S}[A_1; \mathcal{D}_{\text{reg}}, \mathcal{D}_{n+2}]$ and $\mathcal{S}[A_{n-2}; \mathcal{D}_{\text{II}}]$.

Consider $\mathcal{S}[A_1; \mathcal{D}_{\text{reg}}, \mathcal{D}_7]$. When only $v_1 \neq 0$ and all the other parameters vanish, we have a symmetric arrangement of branch points around the massless puncture, which results in the spectral network shown in Figure 44. From the finite \mathcal{S} -walls shown in Figure 44d, we can find the maximal, symmetric BPS spectrum of $\mathcal{S}[A_1; \mathcal{D}_{\text{reg}}, \mathcal{D}_7]$, described in Figure & Table 45, where each state is labeled such that $Z_{i+4} = Z_i e^{i\pi/4}$. Between the minimal and the maximal BPS spectra there is a series of wall-crossings relating the two spectra.

4.2 $\mathcal{S}[A_{N-1}; \mathcal{D}_{\text{II}}]$ Theories

Here we study the BPS spectrum of the SCFT associated with the sphere with one irregular puncture of degree (2.4).² We claim that this class of SCFTs is the same as $\mathcal{S}[A_1; \mathcal{D}_{\text{reg}}, \mathcal{D}_{N+3}]$, namely the maximal conformal point of $\mathcal{N} = 2$ $\text{SU}(N)$ gauge theory with two flavors. Indeed, as we will see in appendix A.2, starting from the N -sheeted cover form of the Seiberg-Witten curve of the latter theory we can obtain the irregular singularity as described above.

²When $N = 3$, the degree of ϕ_2 at the irregular puncture is 6, so we have $\mathcal{C}_{(6,8)}$, which is an exception compared to $N > 3$.



(a) central charges

state	U(1) ₁	U(1) ₂
1	(1, 0)	(0, 0)
2	(0, 1)	(0, 0)
3	(1, 0)	(1, 0)
4	(0, 0)	(0, 1)
5	(1, 1)	(1, 0)
6	(2, 1)	(1, 0)
7	(3, 1)	(2, 2)
8	(1, 0)	(1, 1)
9	(1, 0)	(1, 2)
10	(2, 1)	(2, 2)
11	(3, 2)	(2, 2)
12	(2, 1)	(1, 1)
13	(1, 1)	(0, 0)
14	(2, 1)	(1, 2)
15	(1, 1)	(1, 2)
16	(1, 1)	(1, 1)

(b) IR charges

Figure & Table 45: Maximal BPS spectrum of $\mathcal{S}[A_1; \mathcal{D}_{\text{reg}}, \mathcal{D}_7]$.

The Seiberg-Witten curve of this theory is again of canonical form

$$x^N + \sum_{i=2}^N \phi_i x^{N-i} = 0, \quad (4.9)$$

where

$$\begin{aligned} \phi_i &= c_i, \quad (i = 2, \dots, \lfloor \frac{N+1}{2} \rfloor), \\ \phi_i &= v_{N-i+1}, \quad (i = \lfloor \frac{N+1}{2} \rfloor + 1, \dots, N-2), \\ \phi_{N-1} &= t^2 + v_2, \quad \phi_N = c_1 t^2 + C_2 t + v_1. \end{aligned} \quad (4.10)$$

The dimensions of the parameters are easily obtained as

$$\Delta(v_i) = 2 - \frac{2i}{N+1}, \quad \Delta(c_i) = \frac{2i}{N+1}, \quad \Delta(C_1) = \Delta(C_2) = 1, \quad (4.11)$$

for $i = 1, \dots, \lfloor N/2 \rfloor$, where $C_1 := c_{\lfloor (N+1)/2 \rfloor}$ with dimension-one exists only when N is odd. Note that the sum of dimensions of v_k and c_k is 2. This is the same set of operators as that of $\mathcal{S}[A_1; \mathcal{D}_{\text{reg}}, \mathcal{D}_{N+3}]$.

4.2.1 $\mathcal{S}[A_2; \mathcal{D}_{\text{II}}]$ in D_4 -class

We first study $\mathcal{S}[A_2; \mathcal{D}_{\text{II}}]$, which has a couple of interesting features because of its $\text{SU}(3)$ flavor symmetry. The curve is $x^3 + \phi_2 x + \phi_3 = 0$ with

$$\phi_2 = t^2 + C_1, \quad \phi_3 = c_1 t^2 + C_2 t + v_1, \quad (4.12)$$

where the scaling dimensions of the parameters are $\Delta(v_1) = \frac{3}{2}$, $\Delta(c_1) = \frac{1}{2}$ and $\Delta(C_1) = \Delta(C_2) = 1$. This is the same spectrum of operators as that of $\mathcal{S}[A_1; \mathcal{D}_{\text{reg}}, \mathcal{D}_6]$. Note that we can only see a $\text{U}(1)^2$ flavor symmetry whose mass parameters are combinations of C_1 , C_2 and c_1^2 . We propose that this is enhanced to $\text{SU}(3)$, which is the case of $\mathcal{S}[A_1; \mathcal{D}_{\text{reg}}, \mathcal{D}_6]$.

Each λ_{ij} has a residue at the irregular puncture $t = \infty$, which are of the form

$$\text{Res}(\lambda_{ij}(t), \infty) = \alpha_{ij} C_1 + \beta_{ij} C_2 + \gamma_{ij} c_1^2, \quad (4.13)$$

where α_{ij} , β_{ij} , and γ_{ij} are numerical coefficients. The residues are mass parameters for the $\text{SU}(3)$ flavor symmetry. By requiring the mass parameters to vanish, we find the relations between the three parameters

$$C_1 = -\frac{3}{4} c_1^2, \quad C_2 = 0, \quad (4.14)$$

which ensures the theory to have the maximal flavor symmetry. From now on we will fix C_1 and C_2 to satisfy the above relations.

Now we have two complex parameters c_1 and v_1 that can be changed. The discriminant of the equation that describes the branch points is

$$\Delta_t g(c_1, v_1) \propto \left(v_1 - \frac{c_1^3}{4}\right)^3 \left(v_1 + \frac{c_1^3}{4}\right) \left(v_1 + \frac{3}{4} c_1^3\right)^6. \quad (4.15)$$

The choice of $\frac{v_1}{c_1^3} = a_1 = \frac{1}{4}$ corresponds to the singularity where we have a massless triplet of the flavor $\text{SU}(3)$, whereas the choice of $\frac{v_1}{c_1^3} = a_2 = -\frac{1}{4}$ results in a massless singlet. The third choice, $\frac{v_1}{c_1^3} = a_3 = -\frac{3}{4}$ does not correspond to any singularity but gives us a branch point of index 3.

Minimal BPS spectrum Let us first consider the case of $a_2 < \frac{v_1}{c_1^3} < a_1$, when the theory has its minimal BPS spectrum. Its spectral network at a general value of θ and the resulting finite \mathcal{S} -walls are shown in Figure 46.

There are six branch points of index 2. Because the irregular puncture at $t = \infty$ is not a branch point for this case, the (12)-branch cut should terminate at two (12)-branch points without intersecting two (23)-branch cuts connecting each pair of (23)-branch points. Thus we can figure out the intersections of the cycles corresponding to the finite \mathcal{S} -walls. The finite \mathcal{S} -walls corresponding to the BPS states of the triplet correspond to the same cycle, say A-cycle, of the Seiberg-Witten curve, which is a genus-1 curve in this case. The other finite \mathcal{S} -wall corresponding to the singlet is a B-cycle that has intersection number 1 with the A-cycle. This intersection corresponds to the IR $\text{U}(1)$ charges described in Table 47b, and we can represent this BPS spectrum with a BPS quiver of D_4 as shown in Figure 47c, which illustrates the $\text{SU}(3)$ flavor symmetry. This is the same BPS spectrum as that of the minimal BPS spectrum of $\mathcal{S}[A_1; \mathcal{D}_{\text{reg}}, \mathcal{D}_6]$, see Figure 38 and the first row of Figure 39.

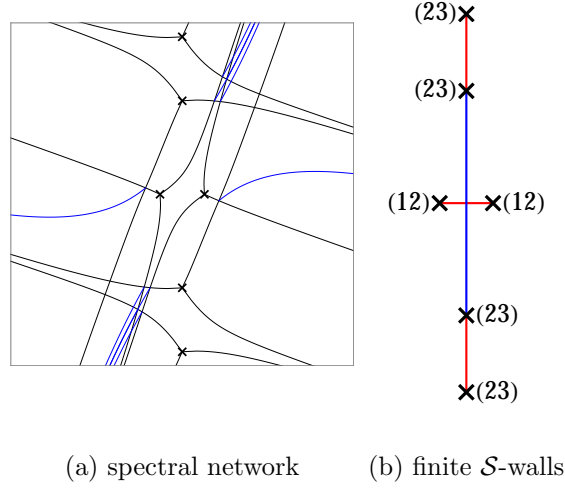


Figure 46: Spectral network of $\mathcal{S}[A_2; \mathcal{D}_{\text{II}}]$ with a minimal BPS spectrum.

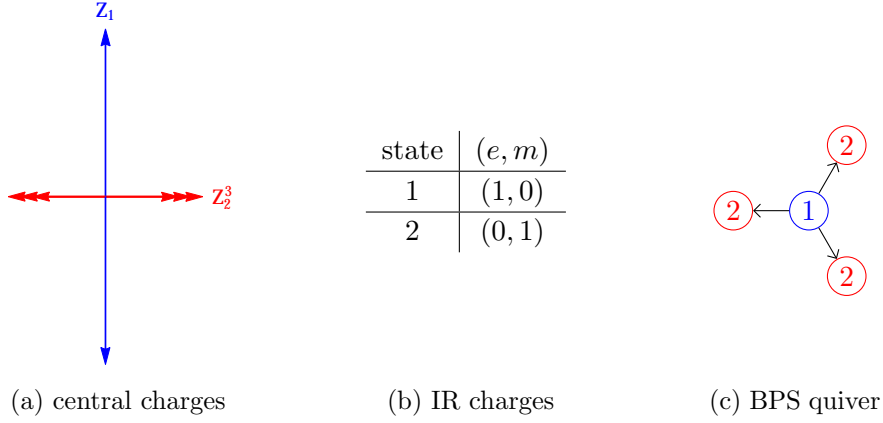


Figure & Table 47: Minimal BPS spectrum of $\mathcal{S}[A_2; \mathcal{D}_{\text{II}}]$.

Wall-crossing to the maximal BPS spectrum When $\frac{v_1}{c_1^3}$ approaches the value of a_1 , each pair of two branch points of the same indices collides, thereby giving a massless triplet. From the consideration of the wall-crossing of $\mathcal{S}[A_1; \mathcal{D}_{\text{reg}}, \mathcal{D}_6]$ with the $\text{SU}(3)$ flavor symmetry that we studied previously in Section 4.1.2, we expect $\mathcal{S}[A_2; \mathcal{D}_{\text{II}}]$ to have a maximal BPS spectrum as we go across the BPS wall. When the value of $\frac{v_1}{c_1^3}$ approaches a_2 , now it's the singlet that becomes massless, and again a similar wall-crossing will give us a maximal BPS spectrum after we go over the BPS wall. Therefore when we consider the plane of the value of $\frac{v_1}{c_1^3}$, there is one chamber of the minimal BPS spectrum and the rest is another chamber of the maximal BPS spectrum, and the BPS wall goes through $\frac{v_1}{c_1^3} = a_1$ and $\frac{v_1}{c_1^3} = a_2$.

Deep in the chamber of the maximal BPS spectrum is the point $c = C_1 = C_2 = 0$, $v \neq 0$, where we have a symmetric arrangement of branch points that leads to a symmetric BPS spectrum. Figure 48 shows two examples of its spectral network, one near the value of θ for an $\text{SU}(3)$ triplet and the other for a singlet.

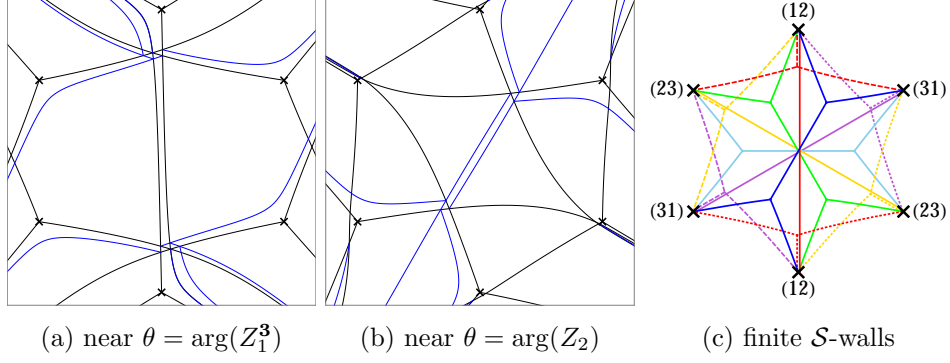


Figure 48: spectral network of $\mathcal{S}[A_2; \mathcal{D}_{\text{II}}]$ with a maximal & symmetric BPS spectrum.

Figure 49a and Table 49b describe the maximal symmetric BPS spectrum that has three triplets and three singlets, which can be identified with the maximal, symmetric BPS spectrum of $\mathcal{S}[A_1; \mathcal{D}_{\text{reg}}, \mathcal{D}_6]$, see the last row of Figure 39. Upon suitable choice of A and B-cycles, the BPS states in the spectrum have the same electric and magnetic charges as those in the maximal BPS spectrum of $\mathcal{S}[A_1; \mathcal{D}_{\text{reg}}, \mathcal{D}_6]$, compare Table 49b and Table 4.

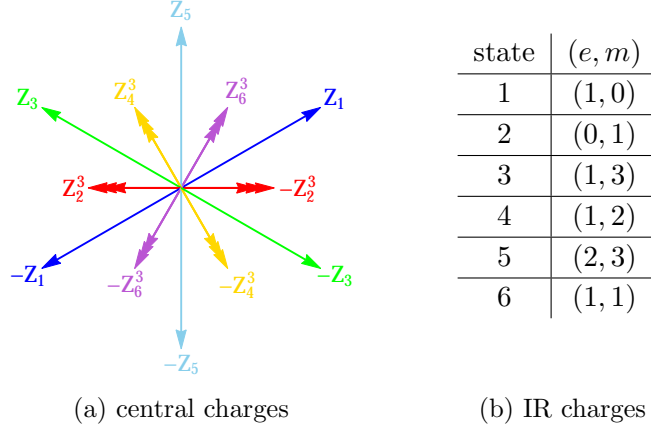


Figure & Table 49: Maximal & symmetric BPS spectrum of $\mathcal{S}[A_2; \mathcal{D}_{\text{II}}]$.

4.2.2 Exactly Marginal Deformation of $\mathcal{S}[A_2; \mathcal{D}_{\text{II}}]$

When and only when $N = 3$, we can add a marginal deformation to the theory at the fixed point. The corresponding curve is

$$\phi_2 = t^2 + C_1, \quad \phi_3 = t^3 + c_1 t^2 + C_2 t + v_1. \quad (4.16)$$

Compared to the previous curve of $\mathcal{S}[A_2, \mathcal{C}; \mathcal{D}_{\text{II}}]$ there is an additional t^3 term whose coefficient is dimensionless which we have fixed to 1. We claim this corresponds to an exactly marginal deformation by showing that the BPS spectrum of the SCFT and its wall-crossing is the same as those of the theory without the deformation.

By requiring the residue of λ_{ij} to vanish, we find the relations between the three parameters such that the theory has the maximal $\text{SU}(3)$ flavor symmetry are $C_1 = -\frac{3}{31}c_1^2$

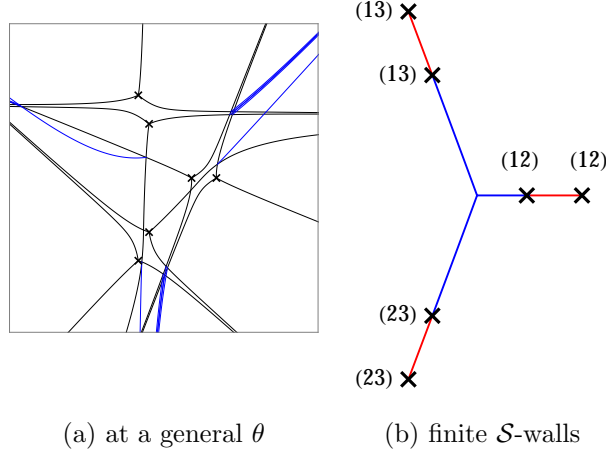


Figure 50: Spectral network of the deformation of $\mathcal{S}[A_2; \mathcal{D}_{II}]$ by a t^3 -term, with minimal BPS spectrum.

and $C_2 = \frac{9}{31}c_1^2$. From now on we will fix C_1 and C_2 to satisfy the above relations. The discriminant for the given Seiberg-Witten curve is

$$\Delta_t g(c_1, v_1) \propto \left(v_1 - \frac{23c_1^3}{31^2} \right) \left(v_1 - \frac{c_1^3}{31} \right) \left(v_1 - \frac{3c_1^3}{31^2} (4\sqrt{93} - 31) \right) \left(v_1 + \frac{3c_1^3}{31^2} (4\sqrt{93} + 31) \right). \quad (4.17)$$

The choice of $\frac{v_1}{c_1^3} = a_1 = \frac{23}{31^2}$ corresponds to the singularity where we have a massless triplet of the flavor $SU(3)$, whereas the choice of $\frac{v_1}{c_1^3} = a_2 = \frac{1}{31}$ results in a massless singlet. The other two choices, $\frac{v_1}{c_1^3} = a_{\pm} = \pm \frac{3}{31^2} (4\sqrt{93} \mp 31)$ do not correspond to any singularity but give us a branch point of index 3. Therefore the singularity structure is the same as that of $\mathcal{S}[A_2, \mathcal{C}; D_{II}]$, and we observe the same wall-crossing.

Minimal BPS spectrum Let us first consider the case of $a_2 < \frac{v_1}{c_1^3} < a_1$. An example of its spectral network and the resulting finite \mathcal{S} -walls are shown in Figure 50. Indeed the configuration of the spectral network and the \mathcal{S} -walls are different from what we had for $\mathcal{S}[A_2; \mathcal{D}_{II}]$ without the t^3 -term, but the BPS spectrum is the same, see Figure 51a and Table 51b. Its BPS quiver is again a D_4 quiver as shown in Figure 51c, which exhibits the $SU(3)$ flavor symmetry.

Wall-crossing to a maximal BPS spectrum When we change the value of v_1 from $(a_1 - \delta)c_1^3$ to $(a_1 + \delta)c_1^3$, where δ is a small positive real number, we are on the other side of the BPS wall in the Coulomb branch moduli space, where the triplet went through the phase of becoming massless.

When $c_1 = C_1 = C_2 = 0$, $v_1 \neq 0$ the deformed theory has the maximal, symmetric BPS spectrum, as $\mathcal{S}[A_2; \mathcal{D}_{II}]$ did. Figures 52a and 52b show its spectral network when θ is close to having a triplet and a singlet, respectively. Again, spectral networks are different from those of the undeformed theory.

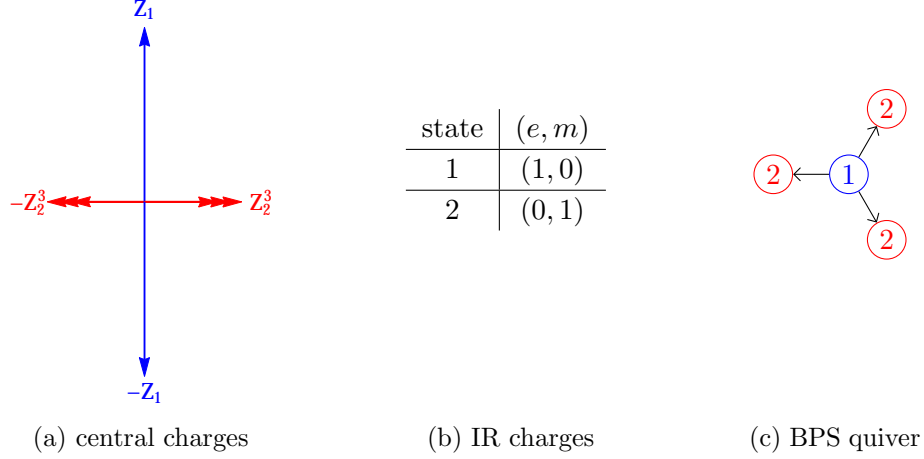


Figure 51: Minimal BPS spectrum of the deformation of $\mathcal{S}[A_2; \mathcal{D}_{\text{II}}]$ by a t^3 -term.

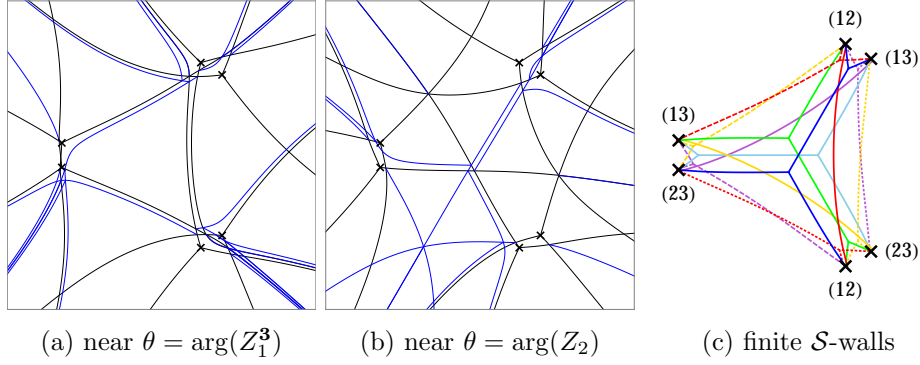


Figure 52: spectral network of the deformation of $\mathcal{S}[A_2; \mathcal{D}_{\text{II}}]$ by t^3 , with a maximal & symmetric BPS spectrum.

Figure 53a and Table 53b describe the BPS spectrum of the deformed theory, which can be identified with the maximal, symmetric BPS spectrum of $\mathcal{S}[A_2; \mathcal{D}_{\text{II}}]$, see Figure 49a and Table 49b. Although the two theories have different spectral networks, their BPS spectra agree and this is good evidence for the claim that t^3 -term corresponds to an exactly marginal deformation for the 4d SCFT.

4.2.3 $\mathcal{S}[A_{N-1}; \mathcal{D}_{\text{II}}]$ in D_{N+1} -class

Now we want to consider $\mathcal{S}[A_{N-1}; \mathcal{D}_{\text{II}}]$ with general N and show its BPS spectra and their wall-crossings are the same as those of $\mathcal{S}[A_1; \mathcal{D}_{\text{reg}}, \mathcal{D}_{N+3}]$. One difference from $N = 3$ case is that when $N > 3$ the maximal flavor symmetry is $\text{SU}(2)$ (or $\text{SU}(2) \times \text{U}(1)$ when N is odd), and we only have doublets rather than triplets of $\text{SU}(3)$ that exist in the BPS spectrum of $\mathcal{S}[A_2; \mathcal{D}_{\text{II}}]$.

Let us start with the minimal BPS spectrum. The configuration of a spectral network that provides the minimal BPS spectra of $\mathcal{S}[A_{N-1}; \mathcal{D}_{\text{II}}]$ has branch points of index 2 aligned along two perpendicular lines on the t -plane. Because the BPS spectrum is represented by a D_{N+1} quiver, which contains A_{N-1} quiver in it, we expect the spectral network of

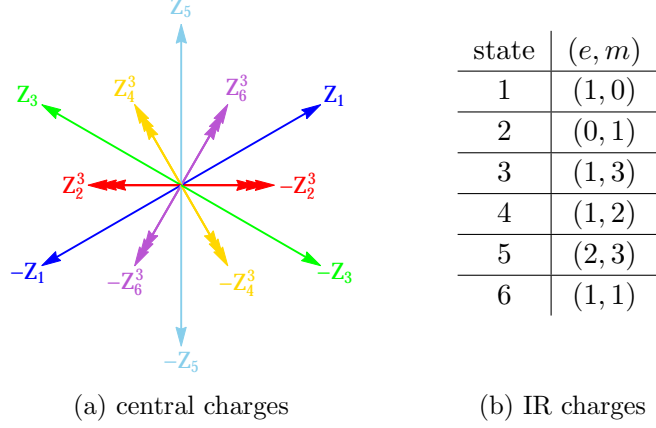


Figure & Table 53: Maximal & symmetric BPS spectrum of the deformed $\mathcal{S}[A_2; \mathcal{D}_{\text{II}}]$.

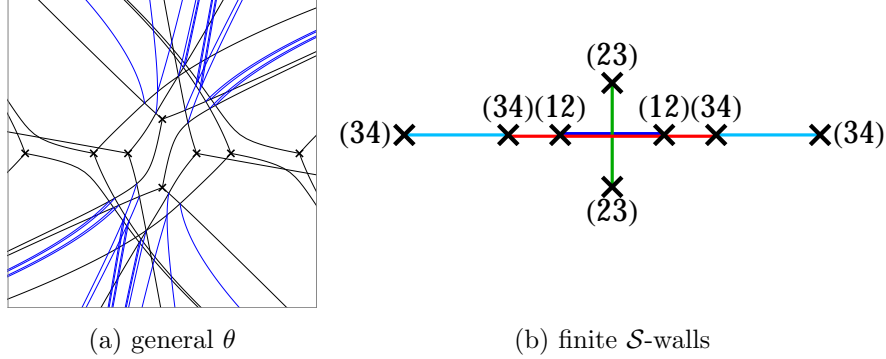


Figure 54: Spectral network of $\mathcal{S}[A_3; \mathcal{D}_{\text{II}}]$ with minimal BPS spectrum.

$\mathcal{S}[A_{N-1}; \mathcal{D}_{\text{I}}]$ to be a part of that of $\mathcal{S}[A_{N-1}; \mathcal{D}_{\text{II}}]$ and it is indeed the case, see Figures 46 and 54, which represent $N = 3$ and $N = 4$ cases, respectively, and contain the spectral networks of $\mathcal{S}[A_2; \mathcal{D}_{\text{I}}]$ and $\mathcal{S}[A_3; \mathcal{D}_{\text{I}}]$, respectively, see Figures 21 and 27.

The Seiberg-Witten curve of $\mathcal{S}[A_{N-1}; \mathcal{D}_{\text{II}}]$ has two more branch points of index 2 in addition to those of the curve of $\mathcal{S}[A_{N-1}; \mathcal{D}_{\text{I}}]$. Remember that a trivialization of $\mathcal{S}[A_{N-1}; \mathcal{D}_{\text{I}}]$ is achieved by putting a branch cut between every branch point at finite t to $t = \infty$, where either there is a branch point of index N when N is odd, or there are two branch points of index $N/2$ when N is even. The two additional branch points are connecting the $(N-1)$ -th and N -th sheets. These branch points intercept two branch cuts from the other two branch points of the same kind, therefore at $t = \infty$ the curve of $\mathcal{S}[A_{N-1}; \mathcal{D}_{\text{II}}]$ has either a branch points of index $N-1$ when N is even, or two branch points of index $(N-1)/2$ when N is odd. Note that by applying Riemann-Hurwitz formula we find the genus of the Seiberg-Witten curve to be $g = N/2$ when N is even and $g = (N-1)/2$ when N is odd. With this trivialization of the curve of $\mathcal{S}[A_{N-1}; \mathcal{D}_{\text{II}}]$, and that we have two more finite \mathcal{S} -walls compared to $\mathcal{S}[A_{N-1}; \mathcal{D}_{\text{I}}]$ with minimal BPS spectrum, it is straightforward that the minimal BPS spectrum of $\mathcal{S}[A_{N-1}; \mathcal{D}_{\text{II}}]$ is equivalent to that of $\mathcal{S}[A_1; \mathcal{D}_{\text{reg}}, \mathcal{D}_{N+3}]$ and can be represented by a D_{N+1} quiver. Figure 55a and Table 55b describe the minimal

BPS spectrum of $\mathcal{S}[A_3; \mathcal{D}_{\text{II}}]$, which can be represented with a D_5 quiver as shown in Figure 55c.

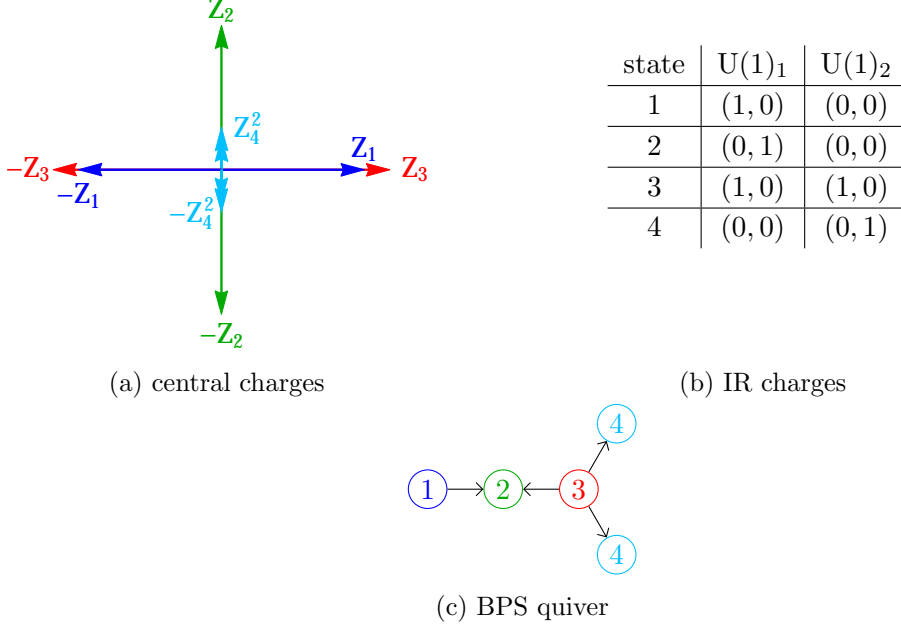


Figure & Table 55: Minimal BPS spectrum of $\mathcal{S}[A_3; \mathcal{D}_{\text{II}}]$.

To show that $\mathcal{S}[A_{N-1}; \mathcal{D}_{\text{II}}]$ is equivalent to $\mathcal{S}[A_1; \mathcal{D}_{\text{reg}}, \mathcal{D}_{N+3}]$, we also compare the maximal, symmetric BPS spectrum of the two. When only $v_1 \neq 0$ and all the other parameters vanish, $\mathcal{S}[A_{N-1}; \mathcal{D}_{\text{II}}]$ has a symmetric arrangement of branch points around $t = 0$. There are $2N$ branch points of index 2, each pair of them having the same indices and being located oppositely from $t = 0$. The indices of the first N branch points are (12) , (23) , \dots , $(N-1, N)$, $(N, 1)$, and each branch point is an end point of a branch cut that goes to $t = \infty$. When $N = 3$ this leads to no branch point at $t = \infty$ as we have seen previously. When $N > 3$, if N is even there is a branch point of index $N - 1$ at $t = \infty$, and if N is odd there are two branch points of index $(N - 1)/2$ at $t = \infty$.

This configuration leads to a symmetric, maximal BPS spectrum, where there are $N(N-1)$ singlets and N doublets, including anti-states, which results in $N(N-1) + 2 \times N = N(N+1) = 2 \binom{N+1}{2}$ states in the BPS spectrum, which is the same number of the states in the maximal BPS spectrum of $\mathcal{S}[A_1; \mathcal{D}_{\text{reg}}, \mathcal{D}_{N+3}]$. An example of spectral networks for the $N = 4$ case is shown in Figure 56. The resulting BPS spectrum is described by Figure 57a and Table 57b, which is the same as the maximal symmetric BPS spectrum of $\mathcal{S}[A_1; \mathcal{D}_{\text{reg}}, \mathcal{D}_7]$, see Figure 45a and Table 45b.

4.3 $\mathcal{S}[A_2; \mathcal{D}_{\text{reg}}, \mathcal{D}_{\text{III}}]$ Theories

Here we will see an example of 4d SCFT from the 6d $(2, 0)$ A_{N-1} theory with $N > 2$ compactified on a Riemann surface with both a regular puncture and an irregular one.

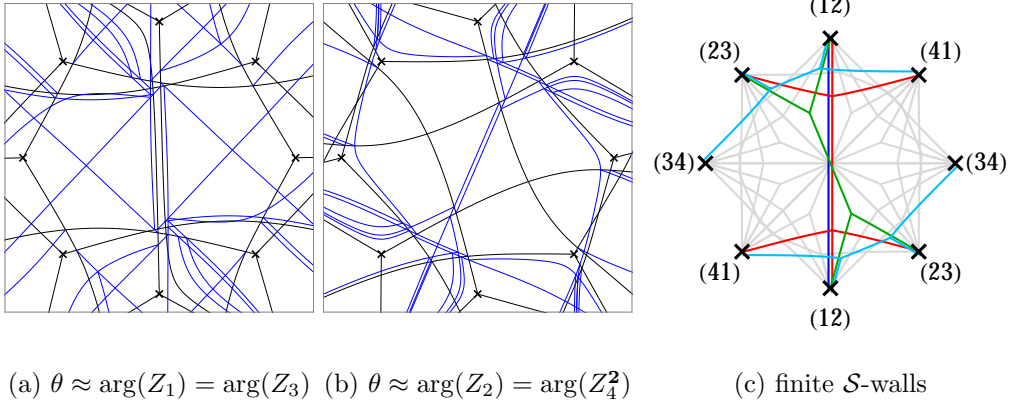
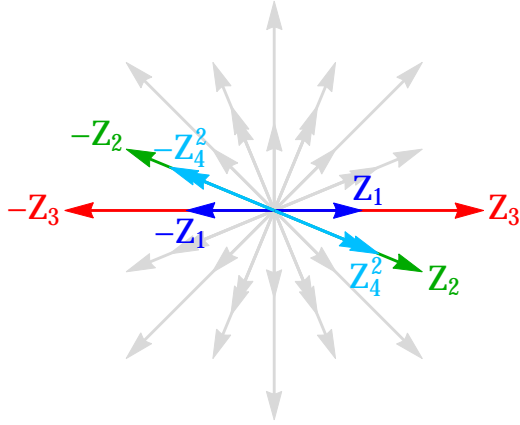


Figure 56: Spectral network of $\mathcal{S}[A_3; \mathcal{D}_{II}]$ with maximal, symmetric BPS spectrum.



(a) central charges

state	$U(1)_1$	$U(1)_2$
1	(1, 0)	(0, 0)
2	(0, 1)	(0, 0)
3	(1, 0)	(1, 0)
4	(0, 0)	(0, 1)
5	(1, 1)	(1, 0)
6	(2, 1)	(1, 0)
7	(3, 1)	(2, 2)
8	(1, 0)	(1, 1)
9	(1, 0)	(1, 2)
10	(2, 1)	(2, 2)
11	(3, 2)	(2, 2)
12	(2, 1)	(1, 1)
13	(1, 1)	(0, 0)
14	(2, 1)	(1, 2)
15	(1, 1)	(1, 2)
16	(1, 1)	(1, 1)

(b) IR charges

Figure & Table 57: Maximal, symmetric BPS spectrum of $\mathcal{S}[A_3; \mathcal{D}_{II}]$.

The Seiberg-Witten curve is $v^3 + \tilde{\phi}_2 v + \tilde{\phi}_3 = 0$ with

$$\begin{aligned}\tilde{\phi}_2 &= ct + (C_2 - m_+^2/3), \\ \tilde{\phi}_3 &= t^2 - vt - \left(C_3 - \frac{C_2 m_+}{3} + \frac{2m_+^3}{27}\right),\end{aligned}\tag{4.18}$$

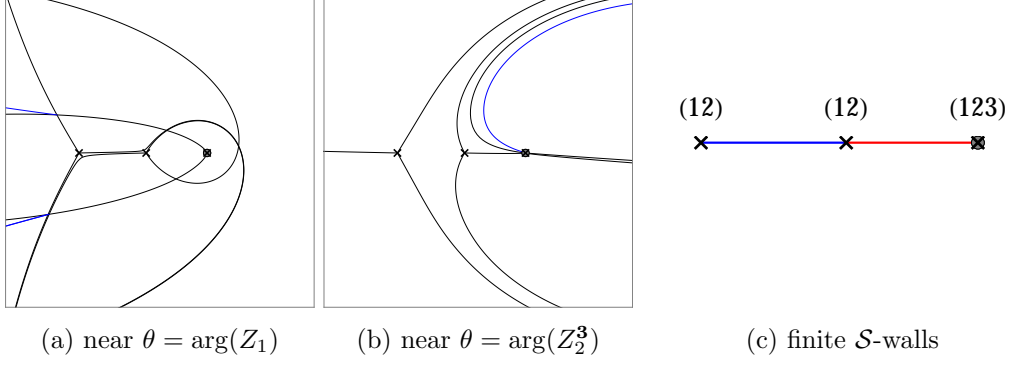


Figure 58: Spectral network of $\mathcal{S}[A_2; \mathcal{D}_{\text{III}}]$ with minimal BPS spectrum.

where the regular puncture is at $t = 0$ and the irregular puncture is at $t = \infty$. The Seiberg-Witten differential is $\lambda = \frac{v}{t} dt$. The dimensions of the parameters are

$$\Delta(C_3) = 3, \quad \Delta(C_2) = 2, \quad \Delta(m_+) = 1, \quad \Delta(c) = \frac{1}{2}, \quad \Delta(v) = \frac{3}{2}. \quad (4.19)$$

These are the same as those of the class 2 SCFT of $\text{SU}(3)$ with $N_f = 3$ in [27]. We will show that the BPS spectra of this theory and their wall-crossings are the same as those of $\mathcal{S}[A_1; \mathcal{D}_{\text{reg}}, \mathcal{D}_6]$ and $\mathcal{S}[A_2; \mathcal{D}_{\text{II}}]$, all three of which are in the same D_4 -class..

The irregular singularity at $t = \infty$ is a branch point of index 3 and has no residue. For general values of parameters, we have four branch points of index 2. When we set the values of C_2 and C_3 as

$$C_2 = \frac{m_+^3}{3}, \quad C_3 = \frac{m_+^3}{27}, \quad (4.20)$$

two among the four branch points collide with the regular puncture at $t = 0$, forming a branch point of index 3. This choice corresponds to enhancing the flavor symmetry to $\text{SU}(3)$, and the puncture has two triplets of \mathcal{S} -walls coming out of it.

With values of C_i fixed as above, the discriminant of the equation of branch points is

$$\Delta_w g(c, v) \propto c^3 \left(v - \frac{c^3}{27} \right). \quad (4.21)$$

$v = c^3/27$ corresponds to the singularity where a singlet becomes massless. $c = 0$ does not correspond to a singularity but a collision of two branch points of index 2, forming a single branch point of index 3.

Minimal BPS spectrum When c is fixed as a real number and $v = c^3/27 - \delta$, where δ is a small real number, we have two branch points of ramification index 2 in addition to the puncture of index 3, as shown in Figure 58, where finite \mathcal{S} -walls corresponding to BPS states are also depicted.

Note that, in addition to a finite \mathcal{S} -wall connecting the two branch points of index 2 that corresponds to a singlet, there is a triplet of \mathcal{S} -walls from the puncture, i.e. there are

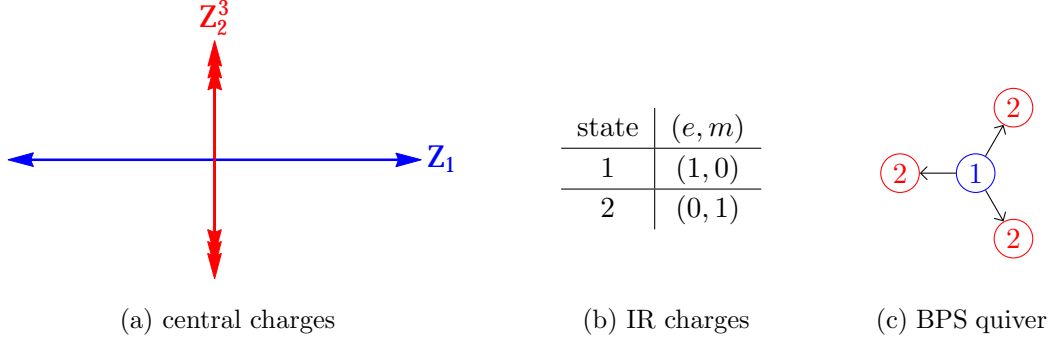


Figure & Table 59: minimal BPS spectrum of $\mathcal{S}[A_2; \mathcal{D}_{\text{III}}]$.

three coincident finite \mathcal{S} -walls connecting the puncture and one of the branch points of index 2, which gives us an $\text{SU}(3)$ triplet.

The intersections of the cycles corresponding to the \mathcal{S} -walls can be easily read out if we consider the trivialization of the Seiberg-Witten curve by introducing a branch cut between the two branch points of index 2 and another branch cut connecting the puncture and the branch point of index 3 at infinity. The resulting BPS spectrum, described in Figure 59a and Table 59b, is the same as the minimal BPS spectrum of $\mathcal{S}[A_1; \mathcal{D}_{\text{reg}}, D_6]$ (Figure 38) and $\mathcal{S}[A_2; \mathcal{D}_{\text{II}}]$ (Figure & Table 47), all of which can be represented with a D_4 quiver as shown in Figure 59c.

Wall-crossing to the maximal BPS spectrum As $\delta \rightarrow 0$, the two branch points of index 2 approach each other, corresponding to the BPS state from the \mathcal{S} -wall connecting the two becoming massless, and as we go across the wall at $\delta = 0$ the BPS spectrum undergoes a wall-crossing to the maximum BPS spectrum, which is similar to what we have observed for the other theories with a D_4 BPS spectrum and an $\text{SU}(3)$ flavor symmetry. Now we fix the value of v and take $c \rightarrow 0$, then the two branch points of index 2 move to the other side of the puncture, and one of the two branch points goes through the branch cut connecting the puncture and infinity, resulting in a branch point connecting different sheets.

When we eventually set $c = 0$, the two branch points collide to form a single branch point of index 3. This is a symmetric configuration of three branch points (including one at infinity), considering the locations of three points on a complex plane does not introduce any modulus. Figure 60 shows its spectral networks and finite \mathcal{S} -walls, from which we get the maximal, symmetric BPS spectrum of $\mathcal{S}[A_2; \mathcal{D}_{\text{III}}]$ described in Figure 61a and Table 61b. This spectrum can be identified with those of $\mathcal{S}[A_1; \mathcal{D}_{\text{reg}}, \mathcal{D}_6]$ (Figure 39 and Table 4) and $\mathcal{S}[A_2; \mathcal{D}_{\text{II}}]$ (Figure & Table 49), thereby providing good evidence for the equivalence of the three theories.

5 Discussion and Outlook

In this paper, we have studied the spectral networks of four-dimensional SCFT of Argyres-Douglas type focusing on the minimal and maximal chambers on its Coulomb branch. For

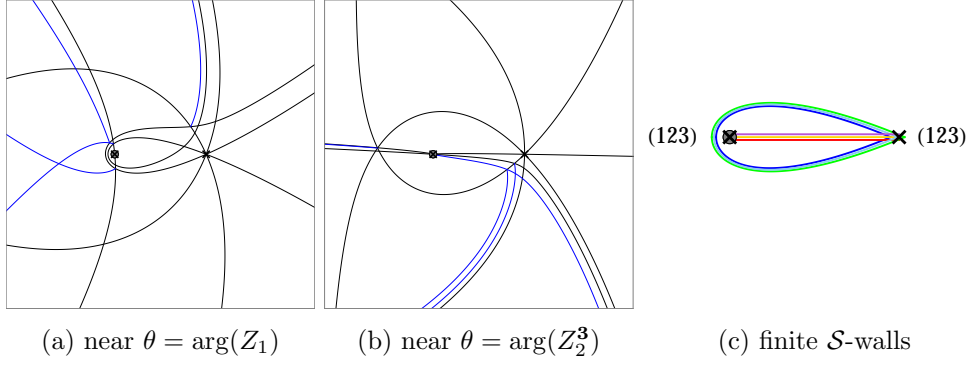


Figure 60: spectral network of $\mathcal{S}[A_2, \mathcal{C}; D_{\text{III}}]$ with maximal BPS spectrum

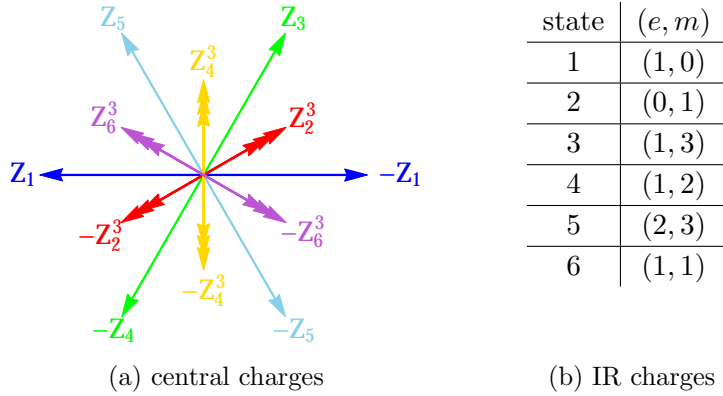


Figure & Table 61: Maximal BPS spectrum of $\mathcal{S}[A_2; \mathcal{D}_{\text{III}}]$.

the SCFTs obtained from the A_{N-1} theory we have studied a particular class of SCFTs in sections 3.2, 4.2 and 4.3: a compactification on a sphere with the irregular puncture D_{I} , D_{II} and D_{III} . It would be interesting thus to analyze the spectral networks of more general SCFTs associated with other types of irregular punctures studied in [10, 12]. In the presence of the regular puncture, the SCFT would be related with the one studied in [11, 13].

The BPS quiver (and quiver mutation) method developed in [6–8] is another useful way to study the BPS spectrum of four-dimensional $\mathcal{N} = 2$ theory. The BPS quiver method is useful when figuring out which chambers are in the Coulomb branch moduli space of a theory. In comparison, the method using spectral network provides a straightforward way to get the BPS spectrum at a particular location in the moduli space. It would be interesting to understand how to use spectral networks and quiver mutations in a complementary way to each other to find BPS spectra and study their wall-crossings.

The spectral network has been introduced in [14] in connection with the 2d-4d BPS states associated with the four-dimensional theory in presence of a surface defect. It is interesting to study these BPS states and the corresponding two-dimensional BPS spectrum of the SCFTs studied in this paper.

We can find the BPS spectrum of any theory of class \mathcal{S} using spectral network, which can be very useful when we lack of perturbative understanding it. For example, in [28] it is shown that the low-energy physics of a 4d $\mathcal{N} = 2$ $SU(N)$ theory with $2n$ flavors is described by two strongly-coupled SCFTs coupled by an IR-free $SU(2)$ gauge multiplet, and it will be interesting to study such a theory using spectral network. Also, it will be interesting to study BPS spectra of SCFTs in [29] that are obtained from compactifying 6d A_{N-1} theory on a three-punctured sphere.

Acknowledgments

It is a pleasure to thank Yuji Tachikawa for discussions during the early stage of this work, and to Kimyeong Lee, Yu Nakayama, Andy Neitzke, John H. Schwarz, Dan Xie, and Piljin Yi for discussions during the final stage of this work. We thank the organizers of the 2013 Summer Simons Workshop at the SCGP for hospitality while this work was in progress. K.M. and C.Y.P. would also like to thank the organizers of the second “N=2 JAAZ” workshop at McGill University, C.Y.P. would like to thank the organizers of GAP 2013 at the CRM, KIAS, and Kavli IPMU, and K.M. and W.Y. would like to thank the organizers of Kavli IPMU workshop on Gauge and String Theory, where part of this work has been done, for hospitality and support. The work of K.M. is supported by a JSPS postdoctoral fellowship for research abroad. The work of W.Y. is supported in part by the Sherman Fairchild scholarship and by DOE grant DE-FG02-92-ER40701.

A SCFTs of Argyres-Douglas Type

A.1 $\mathcal{S}[A_{N-1}; \mathcal{D}_1]$ Theories from $SU(N)$ Pure SYM

The M-theory curve of $\mathcal{N} = 2$ $SU(N)$ pure SYM theory is

$$\Lambda^N t^2 + P_N(v)t + \Lambda^N = 0, \quad (\text{A.1})$$

where $P_N = v^N + \sum_{i=2}^N u_i v^{N-i}$ and u_i are the Coulomb moduli parameters. By setting $v = xt$, we get the following form of the curve:

$$x^N + \sum_{i=2}^N \phi_i(t) x^{N-i} = 0, \quad (\text{A.2})$$

where

$$\phi_i = \frac{u_i}{t^i}, \quad (i = 2, \dots, N-1), \quad \text{and} \quad \phi_N = \frac{\Lambda^N}{t^{N+1}} + \frac{u_N}{t^N} + \frac{\Lambda^N}{t^{N-1}}. \quad (\text{A.3})$$

The Seiberg-Witten differential is $\lambda = xdt$. This denotes that there are two irregular singularities at $t = 0$ and $t = \infty$.

The maximal conformal point is at $u_i = \pm 2\Lambda^{2N} \delta^{iN}$ (we choose the minus sign here), at which the curve becomes

$$x^N + \frac{\Lambda^N}{t^{N+1}}(t-1)^2 = 0. \quad (\text{A.4})$$

To consider the small deformation from this point, let us define the parameters as $u_i = \hat{u}_i - 2\Lambda^{2N}\delta^{iN}$ by which the curve is

$$x^N + \frac{\Lambda^N}{t^{N+1}}(t-1)^2 + \sum_{i=2}^N \frac{\hat{u}_i}{t^i} x^{N-i} = 0 \quad (\text{A.5})$$

Let us look at the region close to $t = 1$. To do this, we introduce the new coordinate $\tilde{t} = (t-1)\Lambda^a$ with $a > 0$ and take the limit $\Lambda \rightarrow \infty$. This is written as $t = 1 + \frac{\tilde{t}}{\Lambda^a}$. The SW differential is now written as $\lambda = \frac{x}{\Lambda^a} d\tilde{t}$, so we define $\tilde{x} = \frac{x}{\Lambda^a}$ such that the differential is of canonical form. The curve in terms of these coordinates is written as

$$\tilde{x}^N + \Lambda^{N-(2+N)a} \tilde{t}^2 + \sum_{i=2}^N \frac{\hat{u}_i}{\Lambda^{ia}(1 + \mathcal{O}(\Lambda^{-a}))^i} \tilde{x}^{N-i} = 0. \quad (\text{A.6})$$

We want to keep the second term finite which means $a = \frac{N}{N+2}$. In order for the deformation terms to be finite, we also have

$$\hat{u}_i = \Lambda^{\frac{N}{N+2}i} c_i, \quad (\text{A.7})$$

where $i = 2, \dots, N$. We can easily see that the scaling dimension of c_i is $\frac{2i}{N+2}$. Let us define $v_i = c_{N-i+2}$ for $i = 2, \dots, [\frac{N+1}{2}]$ such that the dimensions are

$$\Delta(v_i) = 2 - \frac{2i}{N+2}, \quad \Delta(c_i) = \frac{2i}{N+2}. \quad (\text{A.8})$$

for $i = 2, \dots, [\frac{N+1}{2}]$. Note that they satisfy $\Delta(v_i) + \Delta(v_i) = 2$. When $N = 2k$, there is a mass parameter c_{k+1} with dimension 1. The final form of the curve is

$$\tilde{x}^N + \sum_{i=2}^N \phi_i(t) \tilde{x}^{N-i} = 0, \quad (\text{A.9})$$

where

$$\begin{aligned} \phi_i &= c_i, \quad (i = 2, \dots, [\frac{N+2}{2}]), \\ \phi_i &= v_{N-i+2}, \quad (i = [\frac{N+2}{2}] + 1, \dots, N-1), \quad \text{and} \quad \phi_N = \tilde{t}^2 + v_2. \end{aligned} \quad (\text{A.10})$$

A.2 $\mathcal{S}[A_{N-1}; \mathcal{D}_{\text{II}}]$ from $\text{SU}(N)$ with $N_f = 2$

The Seiberg-Witten curve of $\text{SU}(N)$ gauge theory with two flavors with masses $m_{1,2}$ is

$$\Lambda^{N-1}(v - m_1)t^2 + P_N(v)t + \Lambda^{N-1}(v - m_2) = 0. \quad (\text{A.11})$$

The most singular point of this curve is at

$$u_k = \pm 2\Lambda^{N-1}\delta_{k,N-1}, \quad m_1 = m_2 = 0. \quad (\text{A.12})$$

Indeed the curve is factorized at this point into

$$x^N + x\Lambda^{N-1}\frac{(t \pm 1)^2}{t^N} = 0, \quad (\text{A.13})$$

where $v = xt$.

We parameterized the parameters as $u_k = -2\Lambda^2 + \hat{u}_k$ and the coordinate as $\Lambda^a(t-1) = \tilde{t}$. The SW differential is $\lambda = xdt = \tilde{x}d\tilde{t}$ where $\tilde{x} = \frac{x}{\Lambda^a}$. By substituting these into the curve we obtain $a = \frac{N-1}{N+1}$ in order to keep the second term in (A.13) finite. Therefore we obtain the curve of the form (A.9) where

$$\begin{aligned}\phi_i &= c_i, \quad (i = 2, \dots, [\frac{N+1}{2}]) \\ \phi_i &= v_{N-i+1}, \quad (i = [\frac{N+1}{2}] + 1, \dots, N-2) \\ \phi_{N-1} &= \tilde{t}^2 + v_2, \quad \phi_N = c_1 \tilde{t}^2 + C_2 \tilde{t} + v_1,\end{aligned}\tag{A.14}$$

where the last terms have been obtained from the expansion of x^0 terms

$$\frac{1}{\Lambda^{Na}} \left(-\frac{m_2 \Lambda^{N-1}}{(1 + \tilde{t}/\Lambda^a)^{N+1}} + \frac{\hat{u}_N}{(1 + \tilde{t}/\Lambda^a)^N} - \frac{m_1 \Lambda^{N-1}}{(1 + \tilde{t}/\Lambda^a)^{N-1}} \right).\tag{A.15}$$

The dimensions of the parameters are easily obtained as

$$\Delta(v_i) = 2 - \frac{2i}{N+1}, \quad \Delta(c_i) = \frac{2i}{N+1}, \quad \Delta(C_1) = \Delta(C_2) = 1,\tag{A.16}$$

for $i = 1, \dots, [N/2]$, where $C_1 := c_{[(N+1)/2]}$ with dimension-one exists only when N is odd.

A.3 $\mathcal{S}[A_2; \mathcal{D}_{\text{reg}}, \mathcal{D}_{\text{III}}]$ Theories from SU(3) with $N_f = 3$

Let us next consider the AD point of SU(3) with $N_f = 3$. The Seiberg-Witten curve is given by

$$\begin{aligned}\phi_2 &= -\frac{m_+^2}{3(t-1)^2} + \frac{C_2}{t^2} + \frac{u_2}{t^2(t-1)}, \\ \phi_3 &= \frac{2m_+^3}{27(t-1)^3} + \frac{\Lambda^3}{t^4} + \frac{C_3 - \frac{2C_2 m_+}{3}}{t^3} + \frac{u_3}{t^3(t-1)} - \frac{u_2 m_+}{3t^2(t-1)^2}.\end{aligned}\tag{A.17}$$

There are a simple regular puncture at $t = 1$ and a full regular puncture at $t = \infty$. The puncture at $t = 0$ is irregular of $\{2, 4\}$, which corresponds to no hypermultiplet.

We first consider ϕ_2 whose expansion is, by setting $t = \Lambda^a w$,

$$\Lambda^{2a} \left(\frac{C_2 - m_+^2/3}{\Lambda^{2a} w^2} + \frac{u_2 - 2m_+^2/3}{\Lambda^{3a} w^3} + \frac{u_2 - m_+^2}{\Lambda^{4a} w^4} + \dots \right).\tag{A.18}$$

Let m_+ be finite parameter here. It follows that the second term can be kept finite by $u_2 = \Lambda^a v$ and the higher order terms are suppressed. So, we get

$$\phi_2 = \frac{C_2 - m_+^2/3}{w^2} + \frac{v}{w^3}.\tag{A.19}$$

We next consider ϕ_3 whose expansion is

$$\Lambda^{3a} \left(\frac{C_3 - \frac{C_2 m_+}{3} + \frac{2m_+^3}{27}}{\Lambda^{3a} w^3} + \frac{\frac{2m_+^3}{9} + \Lambda^3 + u_3 - \frac{u_2 m_+}{3}}{\Lambda^{4a} w^4} + \frac{\frac{4m_+^3}{9} + u_3 - \frac{2u_2 m_+}{3}}{\Lambda^{5a} w^5} + \dots \right)\tag{A.20}$$

Since m_+ is finite and $u_2 \sim \Lambda^a$, in order to have $1/w^5$ term we need to set $u_3 = -\Lambda^3 + \Lambda^{3/2}v_2$ and $a = 3/2$. By this, we get

$$\phi_3 = \frac{C_3 - \frac{C_2 m_+}{3} + \frac{2m_+^3}{27}}{w^3} + \frac{v_2}{w^4} - \frac{1}{w^5}. \quad (\text{A.21})$$

The dimensions of the parameters are

$$\Delta(C_3) = 3, \quad \Delta(C_2) = 2, \quad \Delta(m_+) = 1, \quad \Delta(v_1) = \frac{3}{2}, \quad \Delta(v_2) = \frac{1}{2}. \quad (\text{A.22})$$

These are the same as those of the class 2 SCFT of $\text{SU}(3)$ with $N_f = 3$ in [27].

In terms of a Riemann surface, this AD point corresponds to a sphere with one regular full puncture at $t = \infty$ and one irregular puncture of $\{3, 5\}$. Note that these degrees are lower than those of the two hypermultiplets, which is $\{4, 6\}$.

By the transformation $w \rightarrow 1/w$, the Seiberg-Witten curve is

$$\begin{aligned} \phi_2 &= \frac{v}{w} + \frac{C_2 - m_+^2/3}{w^2}, \\ \phi_3 &= \frac{1}{w} - \frac{v_2}{w^2} - \frac{C_3 - \frac{C_2 m_+}{3} + \frac{2m_+^3}{27}}{w^3} \end{aligned} \quad (\text{A.23})$$

where the regular puncture is at $t = 0$ and the irregular puncture is at $t = \infty$. The Seiberg-Witten differential is $\lambda = xdw$, where $x^3 + \phi_2 x + \phi_3 = 0$.

B Finite \mathcal{S} -walls, 1-cycles and intersection numbers

In section 2.2.2 we briefly mentioned that cycles correspond to BPS states can be identified with finite \mathcal{S} -walls. In this section we review how to relate finite \mathcal{S} -walls to 1-cycles on the Seiberg-Witten curve, and how to calculate intersection numbers between the cycles from the finite \mathcal{S} -walls, which is crucial in determining the $\text{U}(1)$ IR charges of the corresponding BPS states.

The direction of a finite \mathcal{S}_{ij} -wall determines the orientation of the corresponding 1-cycle on the Seiberg-Witten curve. Figure 62a illustrates the case when one part of the cycle in the i -th sheet goes along the direction of the \mathcal{S}_{ij} -wall, while the other part in the j -th sheet goes along the opposite direction of the \mathcal{S} -wall. Figure 62b shows that when an \mathcal{S} -wall is connected to a branch point, the corresponding 1-cycle goes across the branch cut and moves from the i -th sheet into the j -th sheet. The condition on a joint of multiple \mathcal{S} -walls guarantees that there is a consistent definition of the corresponding 1-cycle, See Figure 62c, where we have a joint of three \mathcal{S} -walls. In this way the direction of a 1-cycle from a finite \mathcal{S} -wall is completely determined. One can reverse the directions of the finite \mathcal{S} -wall to obtain a 1-cycle of the opposite orientation.

Examples of 1-cycles from finite \mathcal{S} -walls are shown in Figure 63, where the same colors and line shapes as those of Figure 62 are used to represent \mathcal{S} -walls, 1-cycles, and branch points/cuts. Figure 63a shows a finite \mathcal{S} -wall connecting two branch points, which gives a 1-cycle going from one sheet to the other. Figure 63b shows a finite \mathcal{S} -wall connecting three different branch points.

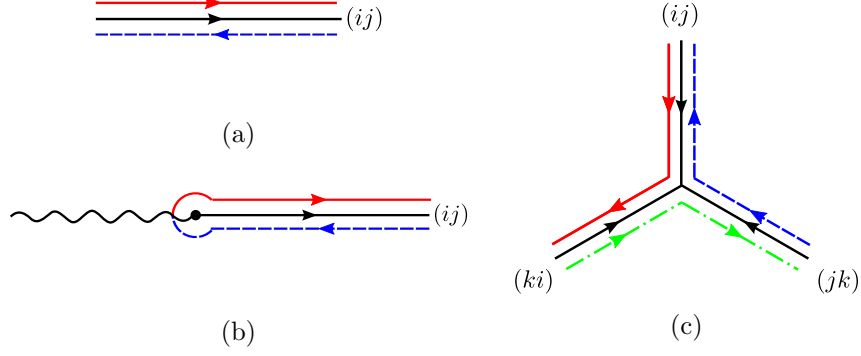


Figure 62: \mathcal{S} -walls and the corresponding 1-cycles. Black (solid) line: \mathcal{S} -walls. Red (solid) line: cycles on i -th sheet. Blue (dash) line: cycles on j -th sheet. Green (dash-dot) line: cycles on k -th sheet. Black dot: the branch point (ij) . Wiggled line: the branch cut separating i -th sheet and j -th sheet.

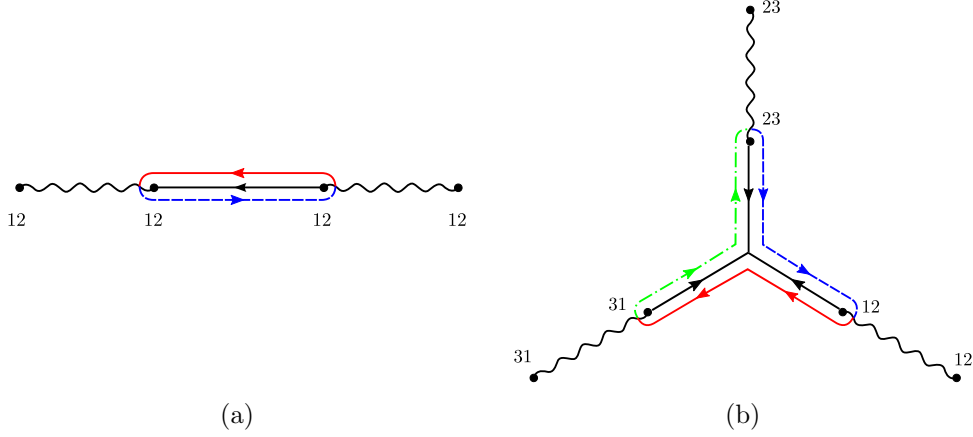


Figure 63: Finite \mathcal{S} -walls and corresponding 1-cycles

From the intersection number of two 1-cycles we can determine the U(1) IR charges of the corresponding BPS states. The convention for an intersection number is summarized in Figure 64. The intersection number is $+1$ if the first cycle goes across the second cycle from its left to its right, while the intersection number is -1 in the opposite case.

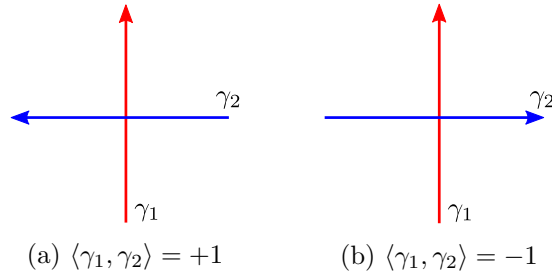


Figure 64: The convention for intersection number.

Since each finite \mathcal{S} -wall completely determines the corresponding 1-cycle, one can read off the intersection number between 1-cycles from the corresponding \mathcal{S} -walls. For example, if a finite \mathcal{S}_{ij} -wall crosses over another finite \mathcal{S}_{ik} -wall, the corresponding 1-cycles will have an intersection on the i -th sheet, and the direction of each cycle comes from the direction of each finite \mathcal{S} -wall. Figure 65a shows two finite \mathcal{S} -walls crossing over each other. Since one is an \mathcal{S}_{12} and the other is \mathcal{S}_{13} , the corresponding 1-cycles intersect only on the first sheet. If two \mathcal{S} -walls meet at the same branch point, they will again produce an intersection of the corresponding 1-cycles. Figure 65b shows two finite \mathcal{S} -walls meeting at the same branch point. The corresponding 1-cycles have intersection number ± 1 .

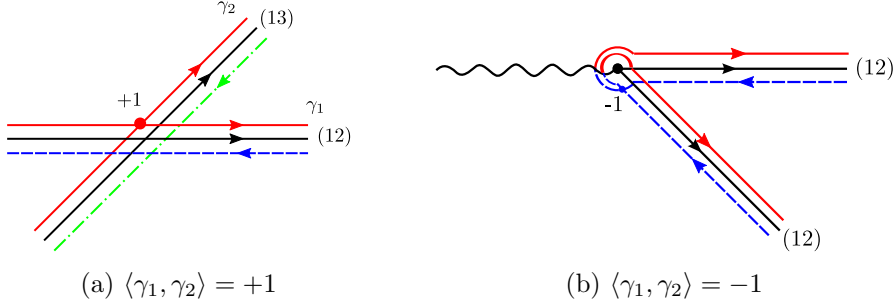


Figure 65: Local intersection number of 1-cycles

The intersection number of two 1-cycles is given by summing all the local intersection numbers of them. An example of calculating an intersection number of 1-cycles from finite \mathcal{S} -walls is shown in Figure 66.

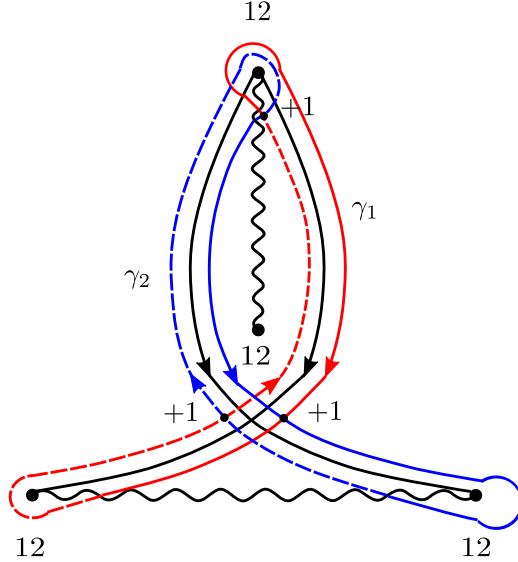


Figure 66: A 1-cycle γ_1 (red) intersects another 1-cycle γ_2 (blue) at three points (small black dots), and the intersection number is $\langle \gamma_1, \gamma_2 \rangle = +3$. Solid line: cycles on the first sheet. Dash line: cycles on the second sheet.

References

- [1] N. Seiberg and E. Witten, “Electric - magnetic duality, monopole condensation, and confinement in $N=2$ supersymmetric Yang-Mills theory,” *Nucl.Phys.* **B426** (1994) 19–52, [arXiv:hep-th/9407087 \[hep-th\]](#).
- [2] N. Seiberg and E. Witten, “Monopoles, duality and chiral symmetry breaking in $N=2$ supersymmetric QCD,” *Nucl.Phys.* **B431** (1994) 484–550, [arXiv:hep-th/9408099 \[hep-th\]](#).
- [3] P. C. Argyres and M. R. Douglas, “New phenomena in $SU(3)$ supersymmetric gauge theory,” *Nucl.Phys.* **B448** (1995) 93–126, [arXiv:hep-th/9505062 \[hep-th\]](#).
- [4] D. Gaiotto, “ $\mathcal{N} = 2$ Dualities,” [arXiv:0904.2715 \[hep-th\]](#).
- [5] D. Gaiotto, G. W. Moore, and A. Neitzke, “Wall-crossing, Hitchin Systems, and the WKB Approximation,” [arXiv:0907.3987 \[hep-th\]](#).
- [6] S. Cecotti, A. Neitzke, and C. Vafa, “R-Twisting and 4d/2d Correspondences,” [arXiv:1006.3435 \[hep-th\]](#).
- [7] S. Cecotti and C. Vafa, “Classification of complete $N=2$ supersymmetric theories in 4 dimensions,” *Surveys in differential geometry, vol 18* (2013) , [arXiv:1103.5832 \[hep-th\]](#).
- [8] M. Alim, S. Cecotti, C. Cordova, S. Espahbodi, A. Rastogi, *et al.*, “BPS Quivers and Spectra of Complete $N=2$ Quantum Field Theories,” [arXiv:1109.4941 \[hep-th\]](#).
- [9] G. Bonelli, K. Maruyoshi, and A. Tanzini, “Wild Quiver Gauge Theories,” *JHEP* **1202** (2012) 031, [arXiv:1112.1691 \[hep-th\]](#).
- [10] D. Xie, “General Argyres-Douglas Theory,” *JHEP* **1301** (2013) 100, [arXiv:1204.2270 \[hep-th\]](#).
- [11] S. Cecotti and M. Del Zotto, “Infinitely many $N=2$ SCFT with ADE flavor symmetry,” *JHEP* **1301** (2013) 191, [arXiv:1210.2886 \[hep-th\]](#).
- [12] H. Kanno, K. Maruyoshi, S. Shiba, and M. Taki, “ W_3 irregular states and isolated $N=2$ superconformal field theories,” *JHEP* **1303** (2013) 147, [arXiv:1301.0721 \[hep-th\]](#).
- [13] S. Cecotti, M. Del Zotto, and S. Giacomelli, “More on the $N=2$ superconformal systems of type $D_p(G)$,” [arXiv:1303.3149 \[hep-th\]](#).
- [14] D. Gaiotto, G. W. Moore, and A. Neitzke, “Spectral networks,” [arXiv:1204.4824 \[hep-th\]](#).
- [15] D. Gaiotto, G. W. Moore, and A. Neitzke, “Spectral Networks and Snakes,” [arXiv:1209.0866 \[hep-th\]](#).
- [16] D. Galakhov, P. Longhi, T. Mainiero, G. W. Moore, and A. Neitzke, “Wild Wall Crossing and BPS Giants,” [arXiv:1305.5454 \[hep-th\]](#).
- [17] A. D. Shapere and C. Vafa, “BPS structure of Argyres-Douglas superconformal theories,” [arXiv:hep-th/9910182 \[hep-th\]](#).
- [18] P. C. Argyres, K. Maruyoshi, and Y. Tachikawa, “Quantum Higgs branches of isolated $N=2$ superconformal field theories,” *JHEP* **1210** (2012) 054, [arXiv:1206.4700 \[hep-th\]](#).
- [19] A. D. Shapere and Y. Tachikawa, “Central charges of $N=2$ superconformal field theories in four dimensions,” *JHEP* **0809** (2008) 109, [arXiv:0804.1957 \[hep-th\]](#).

- [20] D. Xie and P. Zhao, “Central charges and RG flow of strongly-coupled N=2 theory,” *JHEP* **1303** (2013) 006, [arXiv:1301.0210 \[hep-th\]](#).
- [21] A. Klemm, W. Lerche, P. Mayr, C. Vafa, and N. P. Warner, “Selfdual strings and N=2 supersymmetric field theory,” *Nucl.Phys.* **B477** (1996) 746–766, [arXiv:hep-th/9604034 \[hep-th\]](#).
- [22] D. Gaiotto, G. W. Moore, and A. Neitzke, “Framed BPS States,” [arXiv:1006.0146 \[hep-th\]](#).
- [23] D. Gaiotto, G. W. Moore, and A. Neitzke, “Wall-Crossing in Coupled 2d-4d Systems,” [arXiv:1103.2598 \[hep-th\]](#).
- [24] A. Mikhailov, “BPS states and minimal surfaces,” *Nucl.Phys.* **B533** (1998) 243–274, [arXiv:hep-th/9708068 \[hep-th\]](#).
- [25] K. Hori, C. Y. Park, and Y. Tachikawa, “2d SCFTs from M2-branes,” *JHEP* **1311** (2013) 147, [arXiv:1309.3036 \[hep-th\]](#).
- [26] C. Y. Park, “Ramification Points of Seiberg-Witten Curves,” *JHEP* **1107** (2011) 068, [arXiv:1102.0288 \[hep-th\]](#).
- [27] T. Eguchi, K. Hori, K. Ito, and S.-K. Yang, “Study of N=2 superconformal field theories in four-dimensions,” *Nucl.Phys.* **B471** (1996) 430–444, [arXiv:hep-th/9603002 \[hep-th\]](#).
- [28] D. Gaiotto, N. Seiberg, and Y. Tachikawa, “Comments on scaling limits of 4d N=2 theories,” *JHEP* **1101** (2011) 078, [arXiv:1011.4568 \[hep-th\]](#).
- [29] O. Chacaltana and J. Distler, “Tinkertoys for Gaiotto Duality,” *JHEP* **1011** (2010) 099, [arXiv:1008.5203 \[hep-th\]](#).