

Mixed Polling with Rerouting and Applications

Veeraruna Kavitha Richard Combes

August 14, 2018

Abstract

Queueing systems with a single server in which customers wait to be served at a finite number of distinct locations (buffers/queues) are called discrete polling systems. Polling systems in which arrivals of users occur anywhere in a continuum are called continuous polling systems. Often one encounters a combination of the two systems: the users can either arrive in a continuum or wait in a finite set (i.e. wait at a finite number of queues). We call these systems mixed polling systems. Also, in some applications, customers are rerouted to a new location (for another service) after their service is completed. In this work, we study mixed polling systems with rerouting. We obtain their steady state performance by discretization using the known pseudo conservation laws of discrete polling systems. Their stationary expected workload is obtained as a limit of the stationary expected workload of a discrete system. The main tools for our analysis are: a) the fixed point analysis of infinite dimensional operators and; b) the convergence of Riemann sums to an integral.

We analyze two applications using our results on mixed polling systems and discuss the optimal system design. We consider a local area network, in which a moving ferry facilitates communication (data transfer) using a wireless link. We also consider a distributed waste collection system and derive the optimal collection point. In both examples, the service requests can arrive anywhere in a subset of the two dimensional plane. Namely, some users arrive in a continuous set while others wait for their service in a finite set. The only polling systems that can model these applications are mixed systems with rerouting as introduced in this manuscript.¹

¹Parts of this work were carried out while the first author was at INRIA, France. Parts of this work were carried out while the second author was at Orange Labs and INRIA, France.

1 Introduction

Polling systems are a special class of queueing systems where a single server serves more than one queue. A certain amount of time is required to switch from one queue to the next. During this time the server does not serve any user and is considered idle. Hence polling systems are non-work conserving queueing systems.

A queue usually represents a location where users form a waiting line and wait to be served. In this case, the idle/switching time is the time required for the server to travel between these locations. Various types of polling systems are studied in the literature. These systems usually differ in: the order in which queues are served, the service discipline for each queue or the number of queues (etc). We will mention a few possible models.

A system with a finite number of queues is called a discrete polling system. This is the most studied model in the literature. In this paper we also consider arrivals that can occur anywhere in a continuum, as in [25, 14, 16]. Waiting lines are not formed for arrivals in a continuum, since the probability of observing two users waiting at the same point is zero if the arrival measure is continuous. We use the word “queue” to refer to any location where a user can wait for service, irrespective of whether or not a waiting line is formed. We first discuss the discrete models and then the models with two types of arrivals, which we call mixed systems.

The queues are usually served in a deterministic cyclic order. They can also be served in a random order. The server usually moves in a fixed direction along a path. There are exceptions, for example in elevator polling the server reverses its direction after completing a cycle ([2]). There are various possible service disciplines, namely:

1. *globally gated service* (e.g., [9]): a global gate is closed for all the queues when the server reaches a given queue, say queue 1. The time between two successive visits to queue 1 is called a cycle. Only the users that arrived before the gate closure are served, as the server goes through the entire cycle. Users that arrived after the gate closure are served during the next cycle.
2. *gated service* (e.g [5, 9, 22]): there is one gate per queue. When the server reaches a queue, it closes the corresponding gate, and serves the users who arrived at that queue before the gate closure. The server then switches to the next queue.
3. *exhaustive service*: (e.g., [5, 9, 25]) When it arrives at a queue, the

server serves the users of this queue until it is empty.

4. *mixed service systems* (e.g., [11, 8]): different queues have different types of services. For instance, some queues might be served using a gated service, while the others are served using an exhaustive service.

Normally users leave the system immediately after receiving their service. A variant is polling systems with 'rerouting' ([8]). When rerouting applies, users who have received their service can either leave the system or be transferred to a new queue to receive a new service with a given probability. It is noted that the queue which the user is rerouted to can be the same as the queue where he previously received service. It is also noted that a user might be rerouted multiple times.

As already mentioned polling systems with a finite number of queues are called discrete polling systems. *Continuous polling systems are polling systems in which users wait for service anywhere in a continuous set (a subset of a plane)*. A server moves along a closed path, stops when it encounters a user requiring service and resumes its journey after service completion.

The above variants of discrete polling systems can be extended to continuous polling systems. In *gated service*, users are served immediately upon encountering the server. Exhaustive service and gated service are equivalent when there are no waiting lines. In mixed polling systems (waiting lines can be formed due to discrete arrivals) with exhaustive service the server leaves a queue only when it is empty. In *globally gated service* ([25]), the server closes a global gate when it reaches a pre-determined point (say 0) and marks all the users that arrived before the gate closure. The server goes through its path and only serves the marked users before returning to 0. Most continuous polling systems are studied under the standard *gated service* assumption ([18, 14, 15, 22, 19, 20, 21, 16, 17]). As in the discrete case, there can be rerouting. Users who have received their service are transferred to a different location for another service according to some probability distribution. In [24], a continuous polling system is considered, where users can be rerouted only one time. In this paper we extend it to an arbitrary finite number of reroutings.

We consider a random number of reroutings. The number of reroutings is upper bounded by a finite constant with probability one. The extension to an infinite number of reroutings would be a non-trivial extension. We assume Poisson arrivals. This assumption is used extensively in the proofs by application of Wald's lemma. Similarly, any other generalization of assumptions would be non-trivial.

Our contribution:

The main contribution of this paper is to introduce a polling model which bridges the gap between discrete and continuous polling systems and generalizes them. We call such a model a *mixed polling system*. We call the distribution of the location of users arrivals the “arrival position distribution”. In a discrete polling system, the arrival position distribution is a discrete distribution on a finite set. In a continuous polling system, the arrival position distribution has a density with respect to the Lebesgue measure. In other words the distribution has no atoms and the probability of arriving at any point is 0. A mixed polling system combines the two: the arrival position distribution is a sum of a discrete distribution with a finite number of atoms, and a continuous distribution which has a density with respect to the Lebesgue measure.

Extending existing results on continuous and discrete polling systems to mixed polling systems requires significant changes in the proof techniques with respect to previous papers ([24, 25]) and these issues are discussed later. Following a discretization approach² as in the earlier papers [25, 24], we obtain the stationary expected workload as the limit of the stationary expected workload of a discrete system. We discretize the mixed polling system in such a way that the pseudo conservation laws of Sidi et al. ([8]) for discrete polling systems with rerouting are applicable.

Mixed polling systems significantly extend the discrete and continuous polling models. We show in this paper that even for a fairly simple application, the arrival position distribution has both continuous and discrete components. Hence mixed polling systems enable the analysis of many new applications of interest.

To the best of our knowledge this is the first work to consider a polling system which:

- has an arbitrary finite number of reroutings, and
- generalizes continuous and discrete polling systems i.e. a mixed polling system.

Applications

In a Ferry assisted Wireless LAN (FWLAN), nodes are not connected directly and use a mobile relay known as a message ferry. The message ferry

² The proof in [24] has an error, especially in Lemmas 3 and 4. This error is corrected in [25] and we are using mainly the techniques of [25] here, adapting them to rerouting and to mixed arrivals.

serves as a “postman” and delivers messages exchanged by the nodes. Nodes might be static or dynamic. The ferry moves periodically on a cyclic route and stops when it is in the vicinity of a user with data to transmit or receive. The ferry must be close enough to the user to ensure reliable communication over a wireless link. It is noted that the network area can be large and the transmission power can be limited.

We study a FWLAN, where both local and external data transfers occur. Namely, there is a base station which is a gateway to the external world. During an external data transfer, the ferry receives the message from the base station, and delivers it to the sink, when it reaches the vicinity of the sink (and vice-versa). For a local data transfer the source and the sink are arbitrary points on the path. The only difference with an external transfer is that the ferry receives the message from a source user (located anywhere in the area). Finally we have a hybrid data transfer when a local data transfer is accomplished with the help of the base station. External and local data transfers require two services at two locations while hybrid transfers require service at three locations. To model such FWLANs we need polling systems that support more than one service such as the new polling systems studied in this paper.

As far as the network geometry is concerned, we consider rectangular ferry paths. In this model the arrival position distribution (when “projected” on the rectangular ferry path) has atoms at the corner points, and has a density with respect to the Lebesgue measure elsewhere. This cannot be modeled either by a continuous polling system or by a discrete polling system. It actually requires the combination of the two, i.e. the mixed polling systems studied in this paper to analyze the system performance.

We consider a second application which is a distributed waste collection system. A van collects waste from locations that are spread over a large geographical area. Waste generation occurs at a stationary rate, for example when rescue operations take place in an area hit by a natural disaster or in a production unit where production of intermediate products takes place at different geographical locations. A FWLAN where information is collected from all the nodes and transmitted to a fixed gateway also falls under this category. *Continuous models are required whenever the waste generation points are arbitrary and vary from cycle to cycle. Even if the waste generation points are fixed but are large in number, one can obtain simpler formulas by approximating the system by a continuous polling model.* Given the distribution of the waste generation points and the rate of generation, we obtain a waste collection point minimizing the stationary workload. Here again one requires the mixed polling systems of this paper, because the first

service (waste collection) occurs anywhere in the path, while the second service (discarding the waste) happens at one fixed point.

In all applications, we minimize the stationary average virtual workload. This is Pareto optimal for all the waiting users optimizing their expected waiting times (see [25]).

Related Work

Continuous polling systems were first introduced by Fuhrmann and Cooper [18], further explored by Coffman and Gilbert [14, 15] and Kroese and Schmidt [22, 19, 20, 21] in a series of works. Stability results are available in [26, 23, 13]. The continuous systems are usually analyzed under simplified conditions, which we call “symmetric conditions”: arrival instants form a Poisson process and the arrival position distribution is uniform on a circle. The server moves at a constant speed in a fixed direction. The service times are identically distributed.

Snowplowing systems generalize many of the above assumptions. For example, the incoming work to the system is taken to be a general Lévy random measure and the walking times are assumed to be random (see for example [16, 17]).

In the literature, continuous polling systems have usually been analyzed with simple gated/exhaustive service. In [25] one of the authors study continuous polling systems with: globally gated service or gated service or a mixture of both or elevator service, without requiring symmetry.

In this paper we do not use the symmetric assumptions and consider rerouting as well as mixed systems. Rerouting and mixed position arrival measure make this paper significantly different from the previous papers ([25, 24]) in terms of results, applications and proof techniques required for obtaining the stationary workload.

Polling systems are widely used for modeling and analyzing communication systems, computer hardware and software, and road traffic control. For example, in [31, 30, 32], authors analyze FWLANs. Apart from FWLANs, there are many other applications in which customers may require more than one service. Such applications are mentioned in [8], for instance: 1) Automatic Repeat reQuest (ARQ) protocols used for transmission error recovery; 2) Multi threading computers where a single processor performs multiple tasks: computation, disk and memory I/O, switching between threads etc.

The rest of the paper is organized as follows: the system model and notations are introduced in section 2. In the same section, we state the main

result of the paper, Theorem 1. We discuss the application of our results to FWLANs and a distributed waste collector in sections 3 and 4 respectively. The proof of Theorem 1 is given in section 5. The appendices contain some details of the proofs. Appendix D summarizes the main notations used in this article.

2 Mixed Polling Systems

A server is moving continuously in one direction on a circle \mathcal{C} with speed α . It stops only when it encounters a user with a request and resumes its journey after serving the encountered user. We consider a mixed polling system, i.e. the users can either arrive anywhere on the circle \mathcal{C} or can form waiting queue(s) at a finite set of points on \mathcal{C} .

The external arrival process is modeled by a Poisson process with intensity λ and every external/new arrival is associated with two marks: the position $Q_0 \in \mathcal{C}$ distributed as P_{Q_0} and the service time B_{Q_0} . The service time can depend upon the position Q_0 of the new arrival. Let $b_0(q)$ and $b_0^{(2)}(q)$ denote the first and second moments of the service time B_{Q_0} conditioned on the event that the position of arrival is q . The service times of different users are independent of each other.

A user is served the first time the server encounters it on the circle. After his service is completed, the user is either rerouted, independently of all the previous events, to a new point $q' \in \mathcal{C}$ with probability $\epsilon_1 P_{Q_1}(dq')$ or exits the system with probability $1 - \epsilon_1$. *It is noted that the rerouting probabilities are independent of the position at which the previous service is obtained.* The rerouted users are served the next time the server encounters them. Once again they either exit the system with probability $1 - \epsilon_2$ or are rerouted to another point with probability $\epsilon_2 P_{Q_2}(dq)$ independently of all the earlier events and so on. There can be at most N reroutings with $N < \infty$. The rerouting probabilities are $\{\epsilon_j P_{Q_j}(dq)\}_{0 \leq j < N}$ with $\epsilon_0 = 1$. The arrival and rerouting probabilities can be mixed. Namely, there are positive functions $\{f_{Q_j}\}$ defined on $[0, |\mathcal{C}|]$ and constants $M_j < \infty$ and a finite set of points $\{q_{j,i}\}$ such that the probability distribution of the j^{th} (rerouted) arrival is:

$$P_{Q_j}(dq) = \left(\sum_{i=1}^{M_j} p_{j,i} 1_{\{q_{j,i}\}}(q) + f_{Q_j}(q) \right) dq \quad \text{for all } 0 \leq j < N. \quad (1)$$

There can be more than one user waiting at the same point with positive probability (e.g., at one of the $q_{i,j}$). The server always serves the user with

the largest number of services completed ³. For instance, a user that has been rerouted once will be served before a user waiting for his first service if they are both waiting at the same point. The users with the same number of services completed are served in FIFO (First In First Out) order.

The users are rerouted independently of the previous events. However their service requirement for the $(j + 1)$ -th service depends on the position Q_j to which they have been rerouted (after completing the j -th service), which is distributed as P_{Q_j} . Namely the service depends only upon the position at which it is received, irrespective of the number of reroutings already received. Let $b_j(q)$, $b_j^{(2)}(q)$ denote the conditional first and second moments of the service time B_{Q_j} for the j -rerouted users if they have been rerouted to location q . Let $\bar{b}_j := E_{Q_j}[b_j(Q_j)]$ (the expectations are with respect to P_{Q_j}), for every $0 \leq j < N$, represent the unconditional moments.

Similarly we define the second moments: $\bar{b}_j^{(2)} := E_{Q_j}[b_j^{(2)}(Q_j)]$.

Notations: The circular path is mapped to an interval $[0, |\mathcal{C}|]$ ($|\mathcal{C}|$ is the length of \mathcal{C}) to ease the analysis. Variables such as b_j , f_{Q_j} , τ etc. denote nonnegative functions on the interval $[0, |\mathcal{C}|]$ while terms such as $b_j(q)$ or $\tau(q)$ denote their value at point $q \in [0, |\mathcal{C}|]$. Overline variables, such as \bar{b}_j , denote their average w.r.t. the corresponding position distribution. The mathematical expectation is denoted by E . Expectation is either with respect to Q_j for a given j or the stationary measure of the process under consideration. E^0 denotes the expectation with respect to the Palm stationary measure. To avoid ambiguity, we suffix E with variables like Q_j . Define the following (with $\epsilon_0 := 1$ $\hat{\epsilon}_j := \prod_{i=0}^j \epsilon_i$):

$$\begin{aligned} \rho_j([a, c]) &:= \lambda \int_a^c b_j(q) P_{Q_j}(dq), \quad \rho_j := \rho_j([0, |\mathcal{C}|]), \quad \text{for all } 0 \leq j < N \\ \rho([a, c]) &:= \rho_0([a, c]) + \sum_{j=1}^{N-1} \hat{\epsilon}_j \rho_j([a, c]) \quad \text{and} \quad \rho = \rho_0 + \sum_{j=1}^{N-1} \hat{\epsilon}_j \rho_j. \end{aligned}$$

In general for any measurable subset $I \subset [0, |\mathcal{C}|]$ we extend the definition of ρ in a natural way:

$$\rho_j(I) := \lambda \int_0^{|\mathcal{C}|} b_j(q) 1_{\{I\}}(q) P_{Q_j}(dq)$$

³The assumption appears like a natural routine followed in the queues: when a customer has been partially served, he is given the priority over new customers. We believe one can probably modify the proof to accommodate other service disciplines.

2.1 Main Result

The *virtual workload* of a polling system is defined as the total workload corresponding to all the waiting users, i.e. the sum of the service times of all the waiting users. Not much theory is available for calculating the expected virtual workload of polling systems with arrivals in a continuum. In this section we derive new (stationary expected workload) results for mixed polling systems with rerouting. Throughout we consider *stationary and ergodic systems*. We obtain the stationary expected virtual workload:

Theorem 1 *Assume that $\{b_j; j\}$ and $\{f_{Q_j}; j\}$ are continuous functions. There exists a threshold $\bar{\pi}_b^{(2)} > 0$ such that if the second moments of the service times verify $\bar{b}_j^{(2)} < \bar{\pi}_b^{(2)}$ for all j , then the expected stationary virtual workload for the mixed polling system with rerouting, V_{rrt} , equals (with $\hat{\rho}(q) := \rho([0, q])$, $\check{\epsilon}_j^k := \Pi_{i=j}^k \epsilon_i$):*

$$\begin{aligned}
V_{rrt} &= \frac{\rho\lambda}{2(1-\rho)} \sum_{k=0}^{N-1} \hat{\epsilon}_k \bar{b}_k^{(2)} + \frac{\rho\lambda}{1-\rho} \sum_{l=0}^{N-1} \sum_{k=l+1}^{N-1} \hat{\epsilon}_l \bar{b}_k \bar{b}_l + \frac{\rho|\mathcal{C}|\alpha^{-1}}{2} \\
&+ \frac{\lambda\alpha^{-1}}{1-\rho} \int_0^{|\mathcal{C}|} \int_0^{|\mathcal{C}|} \left(b_0(q) + \sum_{j=1}^{N-1} \hat{\epsilon}_j \bar{b}_j \right) (\hat{\rho}(y) - \hat{\rho}(q) + 1_{\{y < q\}} \rho) P_{Q_0}(dq) dy \\
&+ \sum_{j=0}^{N-2} \frac{\hat{\epsilon}_{j+1} \lambda \alpha^{-1}}{1-\rho} \int_0^{|\mathcal{C}|} \int_0^{|\mathcal{C}|} \left(b_{j+1}(q') + \sum_{k=j+2}^{N-1} \check{\epsilon}_{j+2}^k \bar{b}_k \right) (q' - q + |\mathcal{C}| 1_{\{q > q'\}}) \\
&P_{Q_{j+1}}(dq') P_{Q_j}(dq). \quad (2)
\end{aligned}$$

Proof: The proof is presented in section 5. □

2.2 Special Cases

In this section we compare our result with special cases studied in the literature so far. We first notice that, when $N = 2$ and when the distributions $\{P_{Q_j}\}$ have a density with respect to the Lebesgue measure (they have no atoms), then the workload expression (2) is equal to the stationary expected workload derived in [24, Theorem 1]. We now simplify this formula for some special cases.

1) Under symmetric conditions: We have uniform arrivals so that $\{P_{Q_j}\}$ are all uniform. For every j , the service time moments $b_j(q)$, $b_j^{(2)}(q)$ are equal at all points q . We denote them by \bar{b}_j , $\bar{b}_j^{(2)}$. Then $\hat{\rho}(q) = \rho q / |\mathcal{C}|$ and

(2) simplifies to:

$$\begin{aligned}
V_{rrt}^{sym} &= \frac{\rho\lambda}{2(1-\rho)} \sum_{k=0}^{N-1} \hat{\epsilon}_k \bar{b}_k^{(2)} + \frac{\rho\lambda}{1-\rho} \sum_{l=0}^{N-1} \sum_{k=l+1}^{N-1} \hat{\epsilon}_l \bar{b}_k \bar{b}_l + \frac{\rho|\mathcal{C}|\alpha^{-1}}{2(1-\rho)} \\
&+ \sum_{j=0}^{N-2} \frac{\hat{\epsilon}_{j+1} \lambda \alpha^{-1}}{1-\rho} \left(\bar{b}_{j+1} + \sum_{k=j+2}^{N-1} \hat{\epsilon}_{j+2}^k \bar{b}_k \right) \frac{|\mathcal{C}|}{2}. \tag{3}
\end{aligned}$$

2) Gated polling under symmetric conditions: (similar to case 1) is analyzed in [22]. By [22, Theorem 5.1], the stationary expected number of waiting users is:

$$E[L] = \lambda \bar{b}_0 + \frac{\lambda \left(\alpha^{-1} + \lambda \bar{b}_0^{(2)} \right)}{2(1 - \lambda \bar{b}_0)} \text{ with } |\mathcal{C}| = 1.$$

The previous expression also includes the user under service. Excluding the user under service (i.e. excluding the term $\lambda \bar{b}_0$) and applying Wald's lemma the expected virtual workload equals :

$$V_g^{sym} = \frac{\lambda \bar{b}_0 \left(\alpha^{-1} + \lambda \bar{b}_0^{(2)} \right)}{2(1 - \lambda \bar{b}_0)}.$$

This matches with (3) when $|\mathcal{C}| = 1$, $N = 1$ (no rerouting).

3) Gated polling system under general conditions: In [25], a mixed service polling system is considered, with both gated and globally gated service. From [25, Theorem 1] the expected stationary virtual workload for pure gated service is obtained by substituting $p_{gg} = 0 = 1 - p_g$ in [25, Theorem 1] and it equals:

$$V_g = \lambda \bar{b} \frac{\lambda \bar{b}^{(2)}}{2(1 - \lambda \bar{b})} + \frac{\lambda \bar{b} |\mathcal{C}| \alpha^{-1}}{2} + \frac{|\mathcal{C}| \alpha^{-1}}{2(1 - \lambda \bar{b})} (\lambda^2 \bar{b}^2). \tag{4}$$

The first integral in formula (2) with no rerouting ($N = 1$) equals⁴:

$$\begin{aligned}
& \frac{\lambda\alpha^{-1}}{1-\rho} \lambda \int_0^{|\mathcal{C}|} \int_0^{|\mathcal{C}|} b_0(q') \left(\hat{b}_0(q) - \hat{b}_0(q') + 1_{\{q < q'\}} \bar{b}_0 \right) P_{Q_0}(dq') dq \\
&= \frac{\lambda\alpha^{-1}}{1-\rho} \lambda \left(\bar{b}_0 \int_0^{|\mathcal{C}|} \hat{b}_0(q) dq - |\mathcal{C}| E_{Q_0}[b_0(Q_0) \hat{b}_0(Q_0)] + \bar{b}_0 \int_0^{|\mathcal{C}|} (\bar{b}_0 - \hat{b}_0(q)) dq \right) \\
&= \frac{\lambda\alpha^{-1}}{1-\rho} \lambda \bar{b}_0^2 \frac{|\mathcal{C}|}{2}, \quad \text{where } \hat{b}_0(q) := \int_{[0,q]} b_0(y) P_{Q_0}(dy).
\end{aligned}$$

Upon further simplification, (2) (with $N = 1$) matches with (4).

4) Globally gated systems under general conditions: A globally gated system can be obtained from our mixed polling system with rerouting by substituting $N = 2$, $P_{Q_0}(dq) = 1_{\{q=0\}}$, $b_0(0) = 0$, $\epsilon_1 = 1$. Then P_{Q_1} denotes the distribution of the position at which the user is waiting for service and B_{Q_1} denotes the service time of the user. All the arrivals occur at point 0 and are rerouted to the positions where (actual) service is received only after the server reaches the point 0. Zero service time for the first service ensures that users are immediately rerouted from point 0 to mimic the globally gated service discipline. In this case (2) simplifies to⁵:

$$V_{gg} = \frac{\rho\lambda\bar{b}_1^{(2)}}{2(1-\rho)} + \frac{\rho|\mathcal{C}|\alpha^{-1}1+\rho}{2} \frac{1+\rho}{1-\rho} + \lambda\alpha^{-1}E_{Q_1}[Q_1b_1(Q_1)],$$

which matches with the formula derived for globally gated system in [25, eqn. (5)].

In the next two sections we consider two applications which can only be modeled by the polling models of this paper and illustrate the use of formula (2). The proof of Theorem 1 is presented in section 5.

⁴By exchanging the order of the two integrals,

$$\begin{aligned}
E[b_0(Q_0)\hat{b}_0(Q_0)] &= \int_0^{|\mathcal{C}|} \left(\int_0^{q'} b_0(q) P_{Q_0}(dq) \right) b_0(q') P_{Q_0}(dq') \\
&= \int_0^{|\mathcal{C}|} \left(\int_q^{|\mathcal{C}|} b_0(q') P_{Q_0}(dq') \right) b_0(q) P_{Q_0}(dq) \\
&= \int_0^{|\mathcal{C}|} \left(\bar{b}_0 - \int_0^q b_0(q') P_{Q_0}(dq') \right) b_0(q) P_{Q_0}(dq) \quad \text{and so, } E[b_0(Q_0)\hat{b}_0(Q_0)] = \bar{b}_{Q_0}^2/2.
\end{aligned}$$

⁵It is noted that, since P_{Q_0} is concentrated only at 0, the first integral of (2) simplifies to:

$$\frac{\lambda\alpha^{-1}}{1-\rho} \int_0^{|\mathcal{C}|} (\bar{b}_1)(\hat{\rho}(y)) dy = \frac{\lambda\alpha^{-1}}{1-\rho} \lambda \bar{b}_1 (|\mathcal{C}| \bar{b}_1 - E[Q_1 b_1(Q_1)]).$$

3 Application: Ferry based Wireless LAN

We consider a local area network in a rectangular area Δ of length $2D_1$ and breadth $2D_2$ (see Figure 1). There is no direct connectivity between users, and communication requires a mobile relay called a “ferry”. The ferry moves along a closed rectangular path $\mathcal{C} \subset \Delta$, with constant speed α . As will be shown shortly, this is a configuration that cannot be analyzed using any of the previous results. For other configurations of FWLANs the reader can refer to previous papers ([24, 25]).

We call local data transfer a data transfer between two users. For a local data transfer, the ferry collects the data from the source user when it encounters him. We call this *uplink service*. The uplink data comes with the address of the destination user to which it is intended. After the ferry has reached the destination user, it delivers the data. We call this *downlink service*. Hence every local data transfer requires two services. We call external data transfer a data transfer between a user and the external world. There is a base station (BS) which serves as the gateway to the external world. For an external data transfer, the ferry collects data from a user and delivers it to the BS (or vice-versa). So external data transfer also requires two services. Here the BS becomes one of the two users and the rest is identical to a local data transfer. In the next subsection, we also consider a hybrid configuration, where the BS plays a role in the data transfer between users.

Optimization: The ferry path \mathcal{C}_{d_1, d_2} is completely determined by d_1 and d_2 , the distances of the ferry path from the sides of the rectangular area as depicted in Figure 1. Let point a correspond to point 0 of the line segment representing the entire cycle path. We consider a suboptimal problem with $d_1 = d_2$. This will simplify the explanations and result in a one dimensional optimization problem. One can easily extend the computations below to the case where $d_1 \neq d_2$. Let $d = d_1 = d_2$. We denote the ferry path by \mathcal{C}_d . Our goal is to obtain the optimal path, \mathcal{C}_d^* . As discussed in the introduction, we are interested in minimizing the expected virtual workload (given by Theorem 1). We obtain the expected virtual workload by modeling the FWLAN as a polling system. We omit some modeling details which are similar to [25] and concentrate only on the modeling details specific to the FWLAN considered in this paper. Since every data transfer requires two services, the polling system describing this FWLAN has rerouting once with probability one, i.e. $\epsilon_1 = 1$ and $N = 2$.

Notations: In sections describing the FWLAN, sample points in Δ are represented by x, y and random points by X, Y . Sample and random points

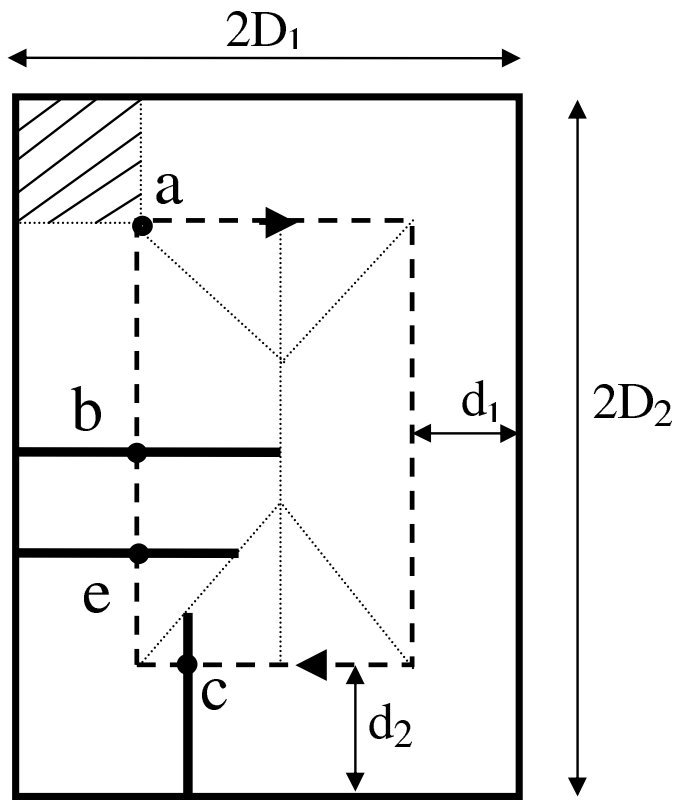


Figure 1: Ferry in a rectangular area

in the cyclic path \mathcal{C} are represented by q and Q respectively. Subscripts u and d denote the uplink and downlink respectively.

Assignment: To point q on the ferry path is assigned a set of points $I(q) \subset \Delta$. The ferry stops at q if there is a user in $I(q)$ with either a downlink or uplink request. This assignment is again a design issue, but we consider the nearest distance criterion. Namely if a is a corner point, then $I(a)$ is a rectangle otherwise it is a segment (see Figure 1). When the distance between two wireless nodes is small the signal attenuation is dominated by the distance-dependent propagation loss which justifies the above choice of assignment.

Arrivals: Each data transfer consists of a fixed number of bytes η . The requests arrive according to a Poisson process and are associated with two marks: X the position of the source distributed as P_X and Y the position of the destination distributed as P_Y . We assume that P_X is independent of P_Y . We assume uniform arrivals i.e. $P_X \sim \mathcal{U}(\Delta)$ and $P_Y \sim \mathcal{U}(\Delta)$. This assumption is made to simplify the analysis and it is noted that Theorem 1 allows to analyze the system when P_X and P_Y are arbitrary distributions. Every arrival in the interval $I(q)$ is associated with an arrival at point q of \mathcal{C} in the equivalent polling system (see [25] for more modeling details). Thus,

$$P_{Q_0}(A) = P_X(\cup_{q \in A} I(q)) \text{ for any Borel set } A \subset \mathcal{C},$$

gives the external arrival distribution. Similarly $P_{Q_1}(A) := P_Y(\cup_{q \in A} I(q))$, for any Borel set $A \subset \mathcal{C}$. Notice that the two arrival probabilities are equal, i.e. $P_{Q_0} = P_{Q_1}$. Denote the common measure by $\Psi := P_{Q_0} = P_{Q_1}$, which can easily be computed:

$$\begin{aligned} \Psi(dq) &= \sum_{i=0}^3 p_0 1_{q_i}(q) + p_1 f_\psi(q) dq \quad \text{where} \quad p_0 := d^2 p_1, \quad p_1 := \frac{1}{4D_1 D_2}, \\ q_0 &= 0, \quad q_1 = 2(D_1 - d), \quad q_2 = q_1 + 2(D_2 - d), \\ q_3 &= q_2 + 2(D_1 - d), \quad q_4 = q_3 + 2(D_2 - d) \quad \text{and} \\ f_\psi(q) &= \begin{cases} d + (q - q_i) & \text{if } q_i < q < q_i + D_1 - d \quad \text{for some } 0 \leq i \leq 3 \\ d + (q_i - q) & \text{if } q_i - (D_1 - d) < q < q_i \quad \text{for some } 1 \leq i \leq 4 \\ D_1 & \text{otherwise.} \end{cases} \end{aligned}$$

The arrival position measure Ψ has both a discrete and a continuous component, even when P_X and P_Y are continuous (uniform) distributions. *Hence this example could not be modeled using any of the previous results.* However, Theorem 1 enables to model this example.

Service times: The ferry uses a wireless link to serve the users. We denote by κ the decreasing function which maps the distance between a user and the ferry into the data rate at which they can communicate.

In particular, we assume that the data rate depends only on the distance. That is, we consider only the direct path and the associated path loss. This assumption is valid because of the small distance between the two wireless nodes. Furthermore, assuming a height difference of 1 between the receive and transmit antennas and a path-loss factor β (with d the ground distance between the user and the ferry and ϑ_P the transmit power):

$$\kappa(d) = \vartheta_P(1 + d^2)^{-\beta/2} \text{ for every } d \geq 0.$$

Define $q(x) := \arg \min_{q \in \mathcal{C}_d} \|x - q\|$ the closest point on the path, for any $x \in \Delta$. A user at x can communicate with the ferry at data rate $\kappa(\|q(x) - x\|)$ and this is possible when the ferry reaches $q(x)$. The time required for a data transfer, i.e. the service time equals:

$$B(x) = \frac{\eta}{\kappa(\|q(x) - x\|)}. \quad (5)$$

It is noted that the rate function κ is bounded below as well as above in any bounded (rectangular) area and hence from (5) the service time is bounded with probability one and so are its moments. When the transmit power ϑ_P is sufficiently high, the moments of the service times will be upper bounded by a constant that satisfies the conditions of Theorem 1 and we are analyzing it under these conditions. However we include the constant ϑ_P into the constant η so that the notations are simpler.

Every request first receives the uplink service at X and the uplink service time equals $B(X)$. The downlink service time is $B(Y)$. The two service times are independent of each other as required by Theorem 1. The moments of the uplink or downlink service times depend upon the point $q \in \mathcal{C}$. For the uplink service,

$$\begin{aligned} b_0(q) = b_u(q) &= E[B(X)|q(X) = q] = E_X \left[\frac{\eta}{\kappa(|q - X|)} \middle| X \in I(q) \right], \\ b_0^{(2)}(q) = b_u^{(2)}(q) &= E_X \left[\frac{\eta^2}{\kappa(|q - X|)^2} \middle| X \in I(q) \right]. \end{aligned}$$

The downlink service moments $b_1 = b_d$, $b_1^{(2)} = b_d^{(2)}$ can be defined in a similar way. One can easily deduce that these service moments are the same for both uplink and downlink service. The common moments can be calculated as

(with $b := b_1 = b_0$ and $b^{(2)} := b_0^{(2)} = b_1^{(2)}$):

$$b(q_i) = \frac{\eta}{d^2} \int_0^d \int_0^d (1 + x_1^2 + x_2^2)^{\frac{\beta}{2}} dx_1 dx_2 \text{ for every } 0 \leq i \leq 3 \quad (6)$$

$$b(q) = \frac{\eta}{f_\psi(q)} \int_{-d}^{f_\psi(q)-d} (1 + l^2)^{\frac{\beta}{2}} dl \text{ for every } q \notin \{q_i\} \text{ and} \quad (7)$$

$$b^{(2)}(q_i) = \frac{\eta^2}{d^2} \int_0^d \int_0^d (1 + x_1^2 + x_2^2)^\beta dx_1 dx_2 \text{ for every } 0 \leq i \leq 3 \quad (8)$$

$$b^{(2)}(q) = \frac{\eta^2}{f_\psi(q)} \int_{-d}^{f_\psi(q)-d} (1 + l^2)^\beta dl \text{ for every } q \notin \{q_i\}. \quad (9)$$

The average moments can be computed using Ψ and $\{b(q)\}$ and $\{b^{(2)}(q)\}$. For example, because of symmetry, by interchanging the integrals and using a change of variables, the first moment simplifies to (as $|\mathcal{C}| = 4(D_2 - d) + 4(D_1 - d)$)

$$\begin{aligned} \bar{b} &= 4p_0 b(q_0) + 8\eta p_1 \int_0^{D_1-d} \int_{-d}^q (1 + l^2)^{\frac{\beta}{2}} dl dq + 2\eta p_1 2(D_2 - D_1) \int_{-d}^{D_1-d} (1 + l^2)^{\frac{\beta}{2}} dl \\ &= \frac{\eta}{D_1 D_2} \left(|\mathcal{C}| h_{\beta,d} + 8 \frac{(1 + (D_1 - d)^2)^{\frac{\beta}{2}+1} - (1 + d^2)^{\frac{\beta}{2}+1}}{\beta/2 + 1} + 4g_{\beta,d} \right) \text{ with} \quad (10) \end{aligned}$$

$$h_{\beta,d} := \int_0^{D_1} (1 + (l - d)^2)^{\frac{\beta}{2}} dl \quad \text{and} \quad g_{\beta,d} := \int_0^d \int_0^d (1 + x_1^2 + x_2^2)^{\frac{\beta}{2}} dx_1 dx_2.$$

Hence the FWLAN can be modeled by a mixed polling system with rerouting with parameters as computed above. Theorem 1 can be applied and the stationary expected virtual workload of the FWLAN can be calculated using (2) for any given cyclic path \mathcal{C}_d and the corresponding line segments $\{I_q\}_{q \in \mathcal{C}}$. Our goal is to find the optimal rectangular ferry path:

$$d_V^* = \arg \min_{0 < d \leq D_1} V_{fwlan}(d)$$

where $V_{fwlan}(d)$ represents the expected stationary workload of the FWLAN when the ferry moves in \mathcal{C}_d . $V_{fwlan}(d)$ is calculated by substituting the common moments $\{b(q)\}$, $\{b^{(2)}(q)\}$ and $P_{Q_0} = P_{Q_1} = \Psi$ into the stationary expected workload given by (2), which simplifies to ($\rho = 2\lambda\bar{b}$):

$$\begin{aligned} V_{fwlan}(d) &= \frac{\rho\lambda}{1-\rho} \left(\bar{b}^{(2)} + \bar{b}^2 \right) + \rho |\mathcal{C}| \alpha^{-1} \frac{2 + \rho}{4(1-\rho)} \\ &\quad + \lambda \alpha^{-1} \left(E_\Psi[Qb(Q)] - \bar{b} E_\Psi[Q] + |\mathcal{C}| E_\Psi[\hat{b}(Q)] \right). \quad (11) \end{aligned}$$

Here E_Ψ represents the expectation w.r.t. Ψ . For any integrable function g ,

$$E_\Psi[g(Q)] = \int_0^{|\mathcal{C}|} g(q)\Psi(dq) = \sum_{i=0}^3 g(q_i)p_0 + p_1 \int_0^{|\mathcal{C}|} g(q)f_\psi(q)dq.$$

We obtain the stationary expected workload performance of the FWLAN for every value of d . This expression cannot be simplified and one has to compute the optimal path numerically.

Numerical Examples

We derive the optimal path parameter d_V^* , the minimizer of the expected workload V_{fwlan} , for a few examples using numerical methods. We also compute d_b^* the minimizer of the first moment of the service time, \bar{b} (see Figure 2). In Figure 2 we plot the optimal parameter as a function of the ferry speed α for different values of the longer dimension D_2 . We set $\beta = 2$, $\eta = 1000$, $D_1 = 10$ and $\lambda = 10^{-8}$. We notice that the two optimizers d_V^* and d_b^* become closer to each other when the speed α or the longer dimension D_2 increase. This can be explained by observing equation (11). The first term of (11) depends upon d mainly via the service moments and is minimized by a d^* close to d_b^* . The other terms are proportional to α^{-1} and they vanish for large ferry speeds. Another important observation is that the optimal d^* approaches $D_1/2$ as D_2 increases.

Our conclusions are reinforced by Figure 3. Here we plot the optimal path parameter as a function of D_2 for various ferry speeds α . In this example we set $D_1 = 100$. We notice that the optimal path parameter converges to $D_1/2$ as the larger dimension increases. Furthermore the minimizers are close to d_b^* as either the speed α or the dimension D_2 increase. We can make two interesting observations:

- O.1) The optimizer d_V^* , in most of the cases, is close to the optimizer of the first moment of the overall service times \bar{b} ;
- O.2) For thin or long strips of area the optimal ferry path parameter is one fourth of the lower dimension.

3.1 Hybrid Architecture

The previous architecture of FWLAN is called the “autonomous architecture” as the ferry itself manages the local communications. In certain situations, the ferries are built with minimal intelligence, and the rerouting task is done by the base station (BS). This architecture with a finite number of ferry stops is discussed in [30]. In this case every local data transfer happens

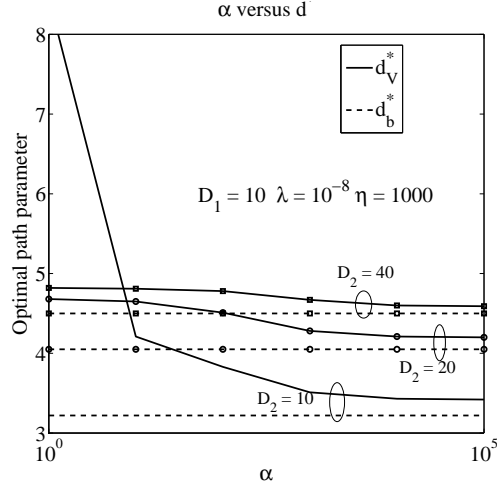


Figure 2: Optimal path for a Ferry moving in a rectangular area . Minimizer for workload: $d_V^* := \arg \min_{0 \leq d \leq D_1} V_{fwan}(d)$, minimizer for the first service moment: $d_b^* := \arg \min_{0 \leq d \leq D_1} \bar{b}$.

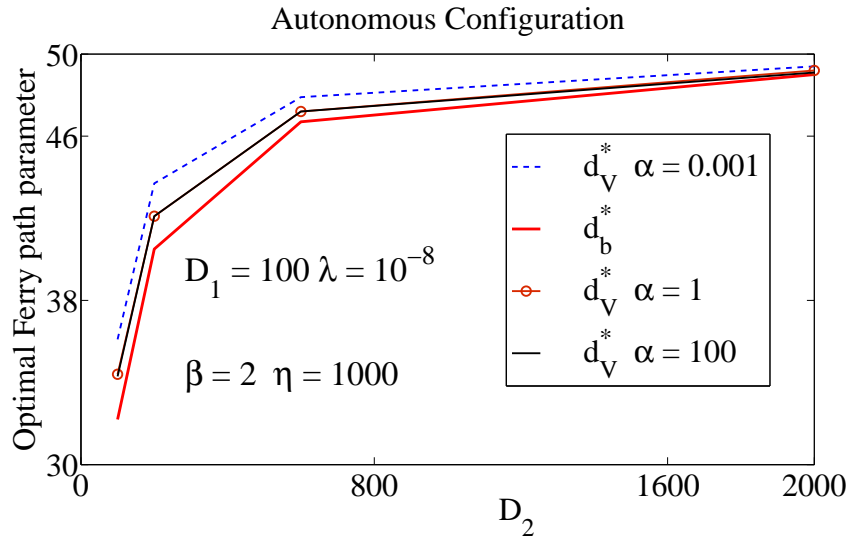


Figure 3: Optimal path parameter for the autonomous architecture

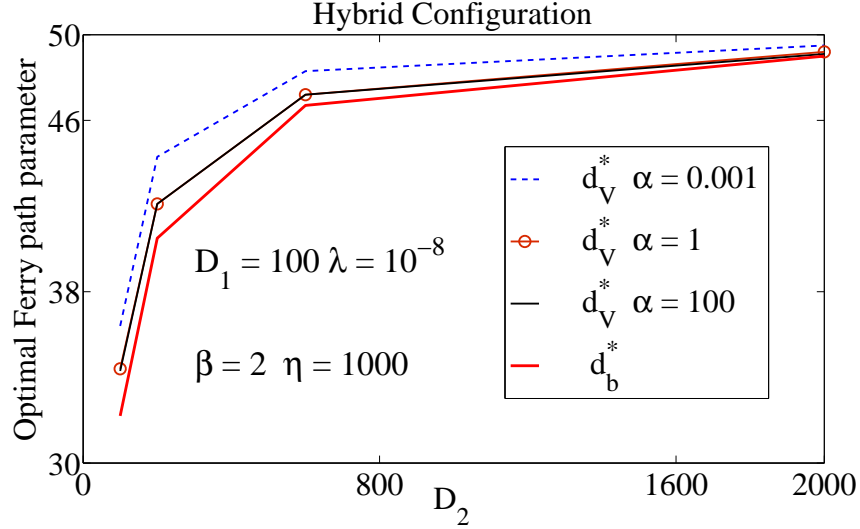


Figure 4: Optimal path parameter for the hybrid architecture

in three phases. First there is an uplink service from the source node to the ferry. Then the ferry contacts the BS to obtain the address of the sink node. Finally the ferry travels to the sink location and there is a downlink service to the sink node. All the other details remain as in the previous section.

Most of the mapping details between the system and the corresponding polling system remain the same as in the previous section. We point out only the differences. Every arrival requires 3 services: uplink, downlink and BS-transfer service. Thus there are 2 reroutings, i.e. $N = 3$, with $\epsilon_1 = \epsilon_2 = 1$. *Note here that previous results ([24]) could not model this architecture as $N = 3$.* However, the polling systems considered in this paper can model this architecture. As in the previous section, P_{Q_0} and P_{Q_2} are defined using P_X and P_Y respectively. P_{Q_1} is concentrated only at the BS (which we assume is associated with the point 0 of the ferry path), i.e. $P_{Q_1}(\{0\}) = 1$. This is another reason why the previous systems cannot model this FWLAN. The moments of the service times for the first and the last service are equal and they equal the common moments given by equations (6)-(11) in the previous section, i.e. $b_0(q) = b_2(q) = b(q)$, $\bar{b}_0 = \bar{b}_2 = \bar{b}$ and $b_0^{(2)}(q) = b_2^{(2)}(q)$ for all q . If the BS is at a distance d_{bs} from the ferry path, then the moment corresponding to the intermediate service or the second service equals

$$b_1(0) = b_{bs} := \frac{\eta_1}{\kappa(d_{bs})}, \quad b_1^{(2)}(0) = b_1(0)^2 \quad \text{and} \quad \bar{b}_1 = E_{Q_1}[b_1(Q_1)] = b_1(0),$$

where η_1 can be different from η . In this case,

$$\rho = 2\lambda\bar{b} + b_{bs}\lambda, \text{ and } \hat{\rho}(q) = b_{bs}\lambda + 2\lambda\hat{b}(q) \text{ for all } q.$$

The stationary workload for the FWLAN with hybrid architecture is given by:

$$\begin{aligned} V_{fwlan}^{hybrid} = & \frac{\rho\lambda(2\bar{b}^{(2)} + 2\bar{b}^2 + b_{bs}^2 + 4b_{bs}\bar{b})}{2(1-\rho)} + \frac{|\mathcal{C}|\alpha^{-1}(2\rho + 2\lambda^2\bar{b}^2 - \lambda^2b_{bs}^2)}{4(1-\rho)} \\ & + \frac{\lambda|\mathcal{C}|\alpha^{-1}(b_{bs} + \bar{b})}{1-\rho} + \lambda\alpha^{-1}(E_{\Psi}[Qb(Q)] - (\bar{b} + b_{bs})E_{\Psi}[Q]) \\ & - \frac{2\lambda^2|\mathcal{C}|\alpha^{-1}(b_{bs} + \bar{b})E_{\Psi}[\hat{b}(Q)]}{1-\rho}. \end{aligned}$$

When $b_{bs} = 0$, i.e. the time needed for the BS to transfer the address of the sink node to the ferry is negligible,

$$\begin{aligned} V_{fwlan}^{hybrid} = & \frac{\rho\lambda(\bar{b}^{(2)} + \bar{b}^2)}{(1-\rho)} + \frac{|\mathcal{C}|\alpha^{-1}(2\rho + \lambda^2\bar{b}^2)}{2(1-\rho)} \\ & + \lambda\alpha^{-1}\left(E_{\Psi}[Qb(Q)] - \bar{b}E_{\Psi}[Q] - \frac{\rho}{1-\rho}|\mathcal{C}|\alpha^{-1}E_{\Psi}[\hat{b}(Q)]\right). \quad (12) \end{aligned}$$

This happens when the BS is on the ferry path.

Numerical Examples

We still consider the example of Figure 3 for the hybrid architecture in Figure 4. We notice that the minimizers behave as in the case of autonomous architecture. In fact, they are very close to the minimizers for the autonomous architecture when the ferry speed or D_2 are large. We notice that the two optimizers differ only when the ferry speeds are moderate and D_2 is close to D_1 . The difference is not large though. This is in line with the two expressions for the workload (11) and (12). The two workloads are close to each other for large values of ferry speeds. We make a third observation:

O.3) The optimal path remains more or less the same irrespective of whether the ferry manages the local communications completely on its own or with the help of the BS.

4 Application: Distributed waste collector

Consider a large area in which waste is generated continuously at various locations. A dedicated vehicle moves in a closed path collecting the waste

continually and discards it at a given collection point. We would like to find the optimal collection point, given the waste generation rate and distribution.

This scenario can occur for example in a production unit, where production of intermediate products is spread over a large area. The waste generated from the production of intermediate products needs to be cleared out. Another example would be an area hit by a natural disaster. People in charge of the rescue operation must clear out the debris. The debris are collected in packets and the packets are placed in the path of the collecting vehicle which picks it up. The vehicle picks up the packets when it encounters them on its path. The number of pickup points need not be finite and pickup can occur anywhere on the path of the vehicle. Hence we need mixed polling systems to model this situation. Another example is a sensor network in which sensors are distributed over a large area. The sensors gather information and send it to a center which aggregates it. In FWLANs as well we might want to find the optimal location of the BS, given the distribution of the arrivals. For example, on a campus, a particular department might require more data transfers than others. In this case the arrival distribution is not uniform and one needs to design an optimal collection point given this distribution.

Consider a vehicle moving at unit speed on a cyclic path of unit length collecting goods from users along the path. Every pickup needs a fixed amount of time p . The goods must be discarded at one fixed point x_d . Discarding an item requires a fixed amount of time d . The requests arrive according to a Poisson process with arrival rate λ on the cyclic path according to some distribution $f_Q(x)dx$. Given the arrival density f_Q , we would like to derive the optimal collection point x_d to minimize the total expected workload in the system.

4.1 Mapping to a mixed polling system

We once again map this waste collection system to an appropriate polling system and obtain its performance using Theorem 1. The vehicle collecting the waste represents the server of the polling system. The new/external arrival distribution is given by $f_Q(x)dx$, i.e. in the notations of the mixed polling system, $P_{Q_0}(dx) = f_Q(x)dx$. Every arrival gets rerouted to the location where the waste is discarded. The job is over when the waste has been discarded. Namely after the first job (collecting the waste) all the requests are rerouted to a single point x_d and hence the arrival distribution P_{Q_1} is not a continuous distribution. As in the case of the previous example, this sit-

uation cannot be modeled by any of the previously studied polling systems (e.g., [25, 24, 14, 15, 16, 17, 19] etc). However this paper supports mixed arrival distributions as well as rerouting and this example can be analyzed. In this case,

$$\epsilon_1 = 1, \quad N = 2, \quad P_{Q_0}(dx) = f_Q(x)dx \text{ and } P_{Q_1}(\{x_d\}) = 1.$$

Every pickup takes a fixed amount of time p and discarding an item takes a fixed amount of time d . Hence

$$\bar{b}_0(q) = p, \quad \bar{b}_0^{(2)} = p^2, \quad \bar{b}_1(q) = d \quad \bar{b}_1^{(2)} = d^2 \text{ for all } q.$$

4.2 Stationary expected virtual workload and optimization

Theorem 1 can be applied to the distributed waste collector and using (2) its stationary workload equals:

$$\begin{aligned} V_{WC} &= \frac{\rho\lambda(p^2 + d^2)}{2(1-\rho)} + \frac{\rho\lambda pd}{1-\rho} + \frac{\rho}{2} + \frac{\lambda d}{1-\rho} (x_d - E_{Q_0}[Q] + (1 - F_Q(x_d))) \\ &+ \frac{\rho}{1-\rho} \int_0^1 \int_0^1 \lambda (p (F_Q(y) - F_Q(q) + 1_{\{y < q\}}) + d (1_{\{x_d \leq y\}} - 1_{\{x_d \leq q\}} + 1_{\{y < q\}})) \\ &f_Q(q) dq dy \end{aligned}$$

with load factor $\rho = \lambda(p + d)$ and with $F_Q(q) := P_{Q_0}([0, q])$ representing the cumulative distribution function of f_Q . We would like to choose the collection point x_d minimizing the expected workload V_{WC} . After simplifying V_{WC} and considering only the terms which depend on x_d , we obtain:

Lemma 1 *Given the cumulative distribution function $F_Q(\cdot)$ of the waste generation positions, the location optimizing the stationary workload equals:*

$$x_d^* := \arg \min_{0 \leq x_d \leq 1} V_{WC} = \arg \min_{0 \leq x_d \leq 1} [x_d - F_Q(x_d)]. \quad \square \quad (13)$$

By the above lemma, the collection point can be anywhere on the path if waste is generated uniformly (in this case $F_Q(x) = x$ for all x). By the usual first-order derivative condition, the optimal point to discard the waste satisfies:

$$f_Q(x_d^*) = 1 \quad \text{if} \quad \frac{df_Q}{dx}(x_d^*) > 0.$$

5 Proof of Theorem 1

We obtain the proof in three steps using a discretization approach as in [25]. There are large differences in the proof with respect to [25] because of the presence of atoms in the arrival position measure. The existence of atoms (see (1)) allows the possibility of two or more customers waiting at the same point (at one of $\{q_{i,j}\}$ of (1)) and forming waiting lines. This possibility complicates the analysis to a great extent and requires major changes in the steps 2 and 3 of the proof. In [25] we obtain the convergence of certain second moments in supremum/uniform norm (with respect to all the points on the circle) in an intermediate step. However this strong form of convergence is not possible here because of the existence of atoms. We circumvent this problem by obtaining a (somewhat) weaker form of convergence (L^1 convergence) which still proves the announced result.

Step 1)Discretization: The mixed polling system with rerouting is converted to an appropriate discrete polling system with rerouting in subsection 5.1. For the discrete system, the pseudo conservation laws apply and the stationary expected virtual workload is known (see [8]).

For $q \in \mathcal{C}$ let $\delta^\sigma(q)$ denote the point at which users of q will be served in the discretized system with σ discretization levels. Let δ^∞ represent the δ function for the mixed system. Note that $\delta^\infty(q) = q$ for all q so that δ^∞ is the identity map.

Step 2)Fixed point equations: We are interested in the stationary moments of the cycle time with respect to q , which is the time period between two successive visits at location $\delta^\sigma(q)$. We express those moments as fixed points (in the space of left continuous and right limit functions) of an affine operator in subsection 5.2. We define two common operators (\mathcal{F}, Θ) in subsection 5.2, both of which are parametrized by σ . We study the continuity of (\mathcal{F}, Θ) with respect to σ and show that the stationary moments of the discrete system converge to the stationary moments of the mixed system as $\sigma \rightarrow \infty$.

Step 3)Alternate expression for the virtual workload: We express the stationary expected virtual workload in terms of the stationary moments of Step 2. It should be noted that this expression cannot be computed easily and is used only for the purpose of the proof. We show that the stationary expected virtual workload of the discrete system converges to the stationary expected virtual workload of the mixed system in subsection 5.5.

5.1 Discretization

For each integer σ , we construct a discrete polling system with $N\sigma$ queues such that the limit (as $\sigma \rightarrow \infty$) of the performance measure of this system equals the performance measure of the mixed system. The number of queues for serving the external arrivals is σ while the rerouted users are served in the remaining $(N-1)\sigma$ queues. There are σ queues to serve the j -rerouted users (i.e. the users that already received j services and are awaiting the $(j+1)$ -th service), for each $1 \leq j < N$. The circumference $|\mathcal{C}|$ is divided into σ segments of equal length $\{I_i\}_{i=1}^\sigma$ with $I_1 = [0, \mathcal{C}/\sigma]$. External arrivals are as in the mixed system. Users arriving in area I_i are treated as though arriving in queue numbered $N(i-1) + N - j$ (for “ j -rerouted” users) or Ni (for external users). For every i , the server stops upon reaching the starting point, $i^\sigma := (i-1)|\mathcal{C}|/\sigma$, of I_i and serves the users of I_i before moving further. Hence, $\delta^\sigma(q)$, the point at which the server serves the users who arrived at q , equals

$$\delta^\sigma(q) = \begin{cases} \sum_{i=1}^\sigma i^\sigma 1_{\{q \in I_i\}} \text{ with } I_i := [i^\sigma, (i+1)^\sigma) & \text{when } \sigma < \infty \\ q & \text{when } \sigma = \infty. \end{cases} \quad (14)$$

The server first serves the “ $(N-1)$ -rerouted” queue ($N(i-1)+1$ numbered queue), using gated service: the server serves all the users that were rerouted for the $(N-1)$ -th time before the server reached i^σ . Then it serves the $(N-2)$ -rerouted users and so on until it serves the 1-rerouted queue, using gated service. After all the rerouted queues, the server serves the “external” queue once again using gated service. Namely it serves all the external arrivals of I_i that arrived before completing the service of all the rerouted users of I_i .

Within a queue, the server serves the users using a special order which we call *arrival position order*. In this special order, the users within a queue are served in the order of their distance from the stop i^σ of the server, i.e. *the user at minimum distance is served first*. Furthermore the users waiting at the same point are served in *FIFO* order. The users are served in almost the same order as in a mixed system. The main difference between the mixed system and the discretized system is that some of the users are postponed to the next cycle in the discretized system. This is because of the combination of discretization and gated service. We will prove that the effect of this difference reduces to zero as σ tends to ∞ (while proving Theorem 1).

Define $i_{(j)} := N(i-1) + N - j$, the index of the queue for j -rerouted users standing at $i|\mathcal{C}|/\sigma$. After their first service, the external arrivals (at one of the $i_{(0)}$ numbered queues) are either rerouted to one of the $k_{(1)}$ queues (with

$k \leq \sigma$) or leave the system. Similarly users of queue $i_{(j-1)}$ are either rerouted to queues $\{k_{(j)}\}_k$ or exit the system. These transitions occur according to the following probabilities (by independence):

$$\begin{aligned} P_{i_{(j-1)},k_{(j)}} &= Prob(\text{User in } [i^\sigma, (i+1)^\sigma] \text{ } j\text{-rerouted to } [k^\sigma, (k+1)^\sigma]) \\ &= \epsilon_j P_{Q_j}(I_k) \text{ for all } 1 \leq j \leq N-1, i, k \text{ and} \\ P_{i_{(j)},k_{(j')}} &= P_{i_{(j)},k_{(0)}} = 0 \text{ for all } i, k, j \text{ and } j' \text{ with } j' \neq j+1. \end{aligned}$$

Poisson arrivals with intensity λ enter one of the $i_{(0)}$ queues. The arrivals in I_i form the external arrivals to queue $i_{(0)}$. The rate of external arrivals at the different queues are:

$$\lambda_{i_{(0)}} = \lambda P_{Q_0}(I_i) \text{ and } \lambda_{i_{(j)}} = 0 \text{ for all } i \leq \sigma \text{ and } 0 < j < N.$$

A user at queue $i_{(j)}$ has a service time B_{Q_j} and this service time is conditioned on the event that the arrival is in I_i . Thus, the service time moments at the different queues are:

$$b_{i_{(j)}} = \frac{E[B_{Q_j} 1_{\{Q_j \in I_i\}}]}{P_{Q_j}(I_i)} \quad b_{i_{(j)}}^{(2)} = \frac{E[B_{Q_j}^2 1_{\{Q_j \in I_i\}}]}{P_{Q_j}(I_i)} \text{ for all } 0 \leq j < N.$$

Every external arrival can potentially cause several rerouted arrivals. Hence one needs to estimate the total rate at which arrivals occur, including both external arrivals and reroutings. This computation is obtained using balancing arguments and is explained in [8]. Similarly the workload incurred by an arrival is equal to the workload of the first service plus the workload of subsequent services. We also calculate the total service time requirements. The overall arrival rates γ_i (resulting after rerouting) can be calculated solving [8, eqn. (2.1)] inductively as (we recall that $\hat{\epsilon}_j = \prod_{k=0}^j \epsilon_k$):

$$\begin{aligned} \gamma_{i_{(0)}} &= \lambda_{i_{(0)}} + \sum_{k=1}^{N\sigma} \gamma_k P_{k,i_{(0)}} \implies \gamma_{i_{(0)}} = \lambda_{i_{(0)}} \text{ for all } i \text{ and so} \\ \gamma_{i_{(j)}} &= \lambda_{i_{(j)}} + \sum_{k=1}^{N\sigma} \gamma_k P_{k,i_{(j)}} = \epsilon_j P_{Q_j}(I_i) \sum_{l=1}^{\sigma} \gamma_{l_{(j-1)}} \implies \gamma_{i_{(j)}} = \hat{\epsilon}_j \lambda P_{Q_j}(I_i). \end{aligned}$$

The overall service time requirements resulting from the first and the possible subsequent services, \tilde{b} , can be calculated as below (solving [8, equations

2.3 and 2.4] by induction starting with $j = N - 1$ and with $\check{\epsilon}_j^k := \prod_{i=j}^k \epsilon_i$):

$$\begin{aligned}\tilde{b}_{i_{(j)}} &= b_{i_{(j)}} + \sum_{k=j+1}^{N-1} \check{\epsilon}_{j+1}^k \bar{b}_k \\ \tilde{b}_{i_{(j)}}^{(2)} &= b_{i_{(j)}}^{(2)} + \sum_{k=j+1}^{N-1} \check{\epsilon}_{j+1}^k \bar{b}_k^{(2)} + 2b_{i_{(j)}} \sum_{k=j+1}^{N-1} \check{\epsilon}_{j+1}^k \bar{b}_k + 2 \sum_{l=j+1}^{N-2} \sum_{k=l+1}^{N-1} \check{\epsilon}_{j+1}^l \bar{b}_k \bar{b}_l.\end{aligned}$$

$$\text{Define, } \rho_{i_{(j)}} := \gamma_{i_{(j)}} b_{i_{(j)}} \text{ and } \rho = \sum_{i,j} \rho_{i_{(j)}} = \lambda \bar{b}_0 + \sum_{j=1}^{N-1} \hat{\epsilon}_j \lambda \bar{b}_j.$$

Note that ρ does not depend on σ . ρ is the total workload in the system. The discrete system is stable only when $\rho < 1$ ([8]). This condition is guaranteed because we study mixed polling systems under the assumption that they are stable. So the stationary moments of Theorem 2 (given in subsection 5.2) exist and by the same theorem it is possible if and only if $\rho < 1$.

Workload of the discrete system: We have a stable polling system with $N\sigma$ queues. There are σ queues experiencing gated service with external arrivals and $(N - 1)\sigma$ queues also experiencing gated service but with only rerouted users. Furthermore the walking times between queues are fixed. Let r_k denote the walking time between queue k and $k + 1$. Between the queues of the same stop the walking time is zero so $r_{i_{(j)}} = 0$ when $j > 0$ and $r_{i_{(0)}} = |\mathcal{C}|\alpha^{-1}/\sigma$. This type of discrete polling system with rerouting is considered in [8]. By the pseudo Conservation Laws of [8] the expected stationary workload of the σ -polling system with rerouting is (from [8, eqn. (6.4)] after removing the zero terms):

$$\begin{aligned}V_{rrt}^\sigma &= \frac{\sum_{i=1}^\sigma \lambda_{i_{(0)}} \tilde{b}_{i_{(0)}}^{(2)}}{2(1-\rho)} - \sum_{j=0}^{N-1} \sum_{i=1}^\sigma \gamma_{i_{(j)}} \left[\frac{b_{i_{(j)}}^{(2)}}{2} + \left(\tilde{b}_{i_{(j)}} - b_{i_{(j)}} \right) b_{i_{(j)}} \right] \\ &+ \frac{\rho|\mathcal{C}|\alpha^{-1}}{2} + \frac{|\mathcal{C}|}{1-\rho} \sum_{i=1}^\sigma \frac{\alpha^{-1}}{\sigma} \sum_{l=1}^\sigma \lambda_{l_{(0)}} \tilde{b}_{l_{(0)}} \sum_{k=Nl}^{Ni} \rho_k \\ &+ \frac{1}{1-\rho} \sum_{j=0}^{N-2} \sum_{i=1}^\sigma \sum_{l=1}^\sigma \gamma_{i_{(j)}} \epsilon_{j+1} P_{Q_{j+1}}(I_l) \tilde{b}_{l_{(j+1)}} \sum_{k=i_{(j)}}^{l_{(j+1)}} r_k. \quad (15)\end{aligned}$$

The results of [9, 7, 11, 8] are valid for any work conserving order at each queue and hence the results are also valid for our *arrival position order*.

We will prove that the limit of the expected stationary virtual workload in the discretized system, V_{rrt}^σ , equals the expected stationary virtual workload of the mixed system. We prove this fact to prove Theorem 1 in the next two subsections. We conclude this subsection by computing the limit of (15):

Lemma 2 *The limit of V_{rrt}^σ (15) equals V_{rrt} given by (2) of Theorem 1.*

Proof: The proof is in Appendix A. □

5.2 Fixed point equations

Let 0 be *any arbitrary point of the circle*, \mathcal{C} . We call “cycle time with respect to 0” the time period between two successive visits of the server to the point 0. Let $\phi_n^\sigma(q)$ denote the time at which the server starts the service of the external queue ($i_{(0)}$ numbered queue with only external arrivals) in the n^{th} cycle, to which the point q belongs. For the mixed system, this corresponds to the time needed for the server to reach point q , complete the service of all the rerouted users (if any) at point q and start serving the external users of q , in the n^{th} cycle. Let $T_n^\sigma(q) := \phi_n^\sigma(q) - \phi_n^\sigma(0)$, denote the time taken by the server to travel from 0 to q while serving all the users on the way up to the start of service at the external queue for point q , in the n^{th} cycle. Let $\mathcal{T}_{Q_0}([a, c], T)$ denote the total workload of the external arrivals that arrived in $[a, c] \subset [0, |\mathcal{C}|]$ during time T . Namely, for all points $q \in [a, c]$, we consider external users who arrived during time $[0, T(q)]$. Then $\mathcal{T}_{Q_0}([a, c], T)$ is the sum of the service requirements of all such users. We recall that $T(q)$ is a random quantity. Let $\mathcal{T}_{Q_j}([a, c], T)$ denote the workload of the j -rerouted users in interval $[a, c]$. $\mathcal{T}_{Q_j}([a, c], T)$ includes the fraction of the external arrivals $\mathcal{T}_{Q_0}([0, |\mathcal{C}|], T)$ that have already received j services and are now waiting in interval $[a, c]$ for their $(j + 1)$ -th service. Let

$$C_n^\sigma(q) \triangleq \phi_{n+1}^\sigma(q) - \phi_n^\sigma(q) = T_{n+1}^\sigma(q) + T_n^\sigma(|\mathcal{C}|) - T_n^\sigma(q) \quad (16)$$

represent the cycle time w.r.t. q . With this, (note at $\sigma = \infty$, $|\mathcal{C}|/\sigma = 0$):

$$\begin{aligned} T_n^\sigma(q) = T_n^\sigma(\delta^\sigma(q)) &= \delta^\sigma(q)\alpha^{-1} + \mathcal{T}_{Q_0}([0, \delta^\sigma(q)], C_{n-1}^\sigma) \\ &+ \sum_{j=1}^{N-1} \mathcal{T}_{Q_j} \left(\left[\frac{|\mathcal{C}|}{\sigma}, \delta^\sigma(q) + \frac{|\mathcal{C}|}{\sigma} \right], C_{n-1-j}^\sigma \right). \end{aligned} \quad (17)$$

This is the most important equation and is derived as follows. In (17), the first term represents the time taken by the server to travel the distance

$\delta^\sigma(q)$. The second term represents the time taken to complete the service of the external arrivals at positions before $\delta^\sigma(q)$. The third term represents the time taken to complete the service of the rerouted users, that arrived at positions between $|\mathcal{C}|/\sigma$ and $\delta^\sigma(q) + |\mathcal{C}|/\sigma$. It is noted that $T_n^\sigma(q) = \phi_n^\sigma(0) - \phi_n^\sigma(q)$. Hence $T_n^\sigma(q)$ is the time period between the start of gated service at external queues at stop $\delta^\sigma(q)$ and the stop 0. Therefore the time taken to serve the rerouted users of the first stop, $\{\mathcal{T}_{Q_j}([0, |\mathcal{C}|/\sigma])\}$, is not included in it. It instead includes the time taken to serve the rerouted users of the stop $\delta^\sigma(q)$, $\{\mathcal{T}_{Q_j}([\delta^\sigma(q), \delta^\sigma(q) + |\mathcal{C}|/\sigma])\}$. The + symbol in the third term is in the modulo $|\mathcal{C}|/\sigma$ sense.

5.3 First Moments

We obtain an integral representation of the first moments of $\mathcal{T}_{Q_0}([0, q], T_n^\sigma)$, by extending [25, Lemma 2] to include mixed arrival position measures as in (1). Lemma 3 is also true for open $((a, c))$, semi-open $((a, c], [a, c))$ intervals and singletons $\{a\}$.

Lemma 3 *Let $T : [a, c] \mapsto \mathcal{R}^+$ be either monotone (increasing or decreasing) or a constant nonnegative random function on the interval $[a, c]$. Assume that for any $q \in [a, c]$, the service times of the new arrivals and the arrival process at point q are independent of the system evolution before time $T(q)$. Then (see equation (1)),*

$$\begin{aligned} E[\mathcal{T}_{Q_0}([a, c], T)] &= \lambda \int_0^{|\mathcal{C}|} 1_{\{[a, c]\}}(q) b_0(q) \tau(q) P_{Q_0}(dq) \text{ where } \tau(q) := E[T(q)] \forall q, \\ &= \lambda \left(\sum_{i=1}^{M_0} 1_{\{[a, c]\}}(q_{0,i}) \tau(q_{0,i}) b_0(q_{0,i}) p_{0,i} + \int_a^c b_0(q) \tau(q) f_{Q_0}(q) dq \right). \end{aligned}$$

Proof : Consider A a Borel subset of $[0, |\mathcal{C}|]$, and define $\mathcal{T}_{Q_0}(A, T)$ the number of arrivals in A such that an arrival at $q \in A$ occurs during time $[0, T(q)]$.

$\nu(A) := E[\mathcal{T}_{Q_0}(A, T)]$ defines a measure on the Borel subsets of $[0, |\mathcal{C}|]$. We decompose the arrival process into two components, the arrivals due to the discrete component of P_{Q_0} , and the arrivals due to its absolutely continuous component and accordingly we will have $\nu = \nu_{disc} + \nu_{cont}$. Furthermore, using the Lebesgue decomposition theorem, we can write ν as a sum of a discrete measure, an absolutely continuous measure (with respect to the Lebesgue measure) and a singular measure $\nu = \nu_{disc} + \nu_{leb} + \nu_{sing}$.

Discrete component

For the discrete arrivals, we have that arrivals at point $a \in [0, |C|]$ during time $[0, T(a)]$ are independent of the system evolution before time $T(a)$. Furthermore the number of arrivals are independent of the service requirements. Hence by conditioning on $T(a)$ and applying Wald's lemma:

$$\nu_{disc}(A) = \sum_{i=1}^{M_0} 1_A(q_{0,i}) b_0(q_{0,i}) \tau(q_{0,i}) p_{0,i}.$$

Absolutely continuous component

If A has Lebesgue measure 0, the number of users arriving in A due to the continuous component of P_{Q_0} during any arbitrary time is 0 almost surely (a.s). Hence $\nu_{cont} = \nu - \nu_{disc}$ is absolutely continuous with respect to the Lebesgue measure, and $\nu_{sing} \equiv 0$.

We first consider T to be constant a.s, $T(q) = T(a)$, $q \in [a, c]$ and we define $\tau = E[T(q)]$. Using the independence between the arrival process in $[a, c]$ during time $[0, T(a)]$ and the system evolution before time $T(a)$, the mean number of such arrivals is $\tau \lambda \int_a^c f_{Q_0}(q) dq$. The mean service times conditioned on the event that the arrival occurred in $[a, c]$ is equal to:

$$\frac{\int_a^c b_0(q) f_{Q_0}(q) dq}{\int_a^c f_{Q_0}(q) dq}.$$

Using the independence between the arrival process and the service times we can apply Wald's Lemma to obtain:

$$\nu_{leb}([a, c]) = \lambda \tau \int_a^c b_0(q) f_{Q_0}(q) dq.$$

We now consider T to be a non-decreasing random function. Let $\tau(q) = E[T(q)]$, and $q \mapsto T(q)$ is non-decreasing a.s, hence $q \mapsto \tau(q)$ is non-decreasing. Define Z_1 the set of discontinuities of τ , which is of Lebesgue measure 0. Let

$$Z_2 = \left\{ q_0 \in [0, |C|] \left| \lim_{q_1 \rightarrow q_0} \frac{1}{q_1 - q_0} \int_{q_0}^{q_1} b_0(q) f_{Q_0}(q) dq \neq b_0(q_0) f_{Q_0}(q_0) \right. \right\},$$

and Z_2 is of Lebesgue measure 0 by the Lebesgue differentiation theorem.

Consider $q_0 \notin Z = Z_1 \cup Z_2$, and $q_1 > q_0$. By monotonicity of T we have that $T(q_0) \leq T(q) \leq T(q_1)$ and hence one can bound ν_{leb} appropriately as below. We consider the arrivals in constant intervals $T(q_0)$, $T(q_1)$ in place of T to obtain the lower and upper bounds respectively. We can apply the previous result for T constant a.s, since the independence hypothesis is

valid for the lower bound $T(q_0)$. The upper bound is obtained by considering independent arrivals that would have arrived in $[0, T(q_1)]$:

$$\tau(q_0)\lambda \int_{q_0}^{q_1} b_0(q)f_{Q_0}(q)dq \leq \nu_{leb}([q_0, q_1]) \leq \lambda\tau(q_1) \int_{q_0}^{q_1} b_0(q)f_{Q_0}(q)dq.$$

Hence $\frac{1}{q_1 - q_0}\nu_{leb}([q_0, q_1]) \xrightarrow{q_1 \rightarrow q_0} \lambda\tau(q_0)b_0(q_0)f_{Q_0}(q_0)$ almost everywhere.

In particular for $A = [a, c]$, summing the discrete and absolutely continuous parts:

$$E[\mathcal{T}_{Q_0}([a, c], T)] = \lambda \left(\int_a^c b_0(q)\tau(q)f_{Q_0}(q)dq + \sum_{i=1}^{M_0} b_0(q_{0,i})\tau(q_{0,i})p_{0,i}1_{[a,c]}(q_{0,i}) \right)$$

which concludes the demonstration. \square

Similarly for rerouted users (proof in Appendix A):

Lemma 4 *With T as in Lemma 3, the expected workload due to j -rerouted users equals (with $\tau(q) := E[T(q)]$) for $j > 1$:*

$$E[\mathcal{T}_{Q_j}([a, c], T)] = \hat{\epsilon}_j \rho_j([a, c]) \int_0^{|C|} \tau(q)P_{Q_0}(dq) \text{ with } \hat{\epsilon}_j := \prod_{i=1}^j \epsilon_i. \quad \square$$

We define $\tau_n^\sigma(q) := E[T_n^\sigma(q)]$ the first moment of $T_n^\sigma(q)$ for the discretized system and $\tau_n^\infty(q)$ the corresponding quantity for the mixed system. Similarly we define $c_n^\sigma(q) := E[C_n^\sigma(q)]$.

5.3.1 Palm Stationarity and Stationarity:

We recall the notion of Palm probability which is extensively used in this paper. More details are given in Appendix C. For any stationary point process, such as $\{\phi_n^\sigma(0)\}$, there are two associated probabilities: Stationary and Palm Stationary ([1]). We use the convention that $\phi_0^\sigma(0) \leq 0 < \phi_1^\sigma(0)$. Palm probability is the probability measure obtained by conditioning on the event $\{\phi_0^\sigma(0) = 0\}$ (see [1] and Appendix C). Throughout the paper, the Palm expectation is represented by E^0 and the corresponding moments are denoted with a $*$ subscript. In [1], stationary expectation of the residual cycle $C_1^\sigma(0)$ (which we refer to as $C_R^\sigma(0)$) as well as the past cycle $C_0^\sigma(0)$ (which we refer to as $C_P^\sigma(0)$) are obtained in terms of their two first Palm moments as

$$E[C_R^\sigma(0)] = E[C_P^\sigma(0)] = \frac{E^0 \left[(C_1^\sigma)^2(0) \right]}{2E^0[C_1^\sigma(0)]}. \quad (18)$$

A special case of this result is derived in [10][Section 3.1]. In Appendix C, we give a brief summary of Palm probability and derive the above relation as equation (58).

In the Palm stationary regime, the distribution of $(\tau_n^\sigma, c_n^\sigma)$ does not depend on n , and they will be denoted $\tau_*^\sigma, c_*^\sigma$. Their distribution is the fixed point of an operator \mathcal{F} given by equation (19) at the end of this section. The fixed point gives their Palm moments. Using equation (18), we obtain the corresponding stationary moments in subsection 5.5.

5.3.2 Fixed point equation

It is noted that that the cycle time $C_n^\sigma(q)$ is the sum of monotone increasing ($q \mapsto T_n^\sigma(q)$) and decreasing ($q \mapsto T_{n-1}^\sigma(|\mathcal{C}|) - T_{n-1}^\sigma(q)$) random functions of $q \in [0, |\mathcal{C}|]$. The workload is an additive function so by Lemmas 3 and 4:

$$\begin{aligned} \tau_n^\sigma(q) &= \delta^\sigma(q)\alpha^{-1} + \lambda \int_0^{|\mathcal{C}|} \mathbf{1}_{\{[0, \delta^\sigma(q)]\}} b_0(y) c_{n-1}^\sigma(y) P_{Q_0}(dy) \\ &\quad + \sum_{j=1}^{N-1} \hat{\epsilon}_j \rho_j \left(\left[\frac{|\mathcal{C}|}{\sigma}, \delta^\sigma(q) + \frac{|\mathcal{C}|}{\sigma} \right) \right) \int_0^{|\mathcal{C}|} c_{n-1-j}^\sigma(y) P_{Q_0}(dy) \quad \text{and} \\ c_n^\sigma(q) &= \tau_n^\sigma(q) + \tau_{n-1}^\sigma(|\mathcal{C}|) - \tau_{n-1}^\sigma(q). \end{aligned} \quad (19)$$

Let \mathcal{D} denote the Banach space of left continuous functions with right limits on $[0, |\mathcal{C}|]$ equipped with the supremum norm, $\|\tau\|_\infty := \sup_{q \in [0, |\mathcal{C}|]} |\tau(q)|$. Let $\mathbf{N} := \{1, 2, \dots, \infty\}$. Define function \mathcal{F} , parametrized by $\sigma \in \mathbf{N}$, where $\mathcal{F}(\tau; \sigma)$ is defined for any $\tau \in \mathcal{D}$ by:

$$\begin{aligned} \mathcal{F}(\tau; \sigma)(q) &:= \delta^\sigma(q)\alpha^{-1} + \tau(|\mathcal{C}|)\rho_0([0, \delta^\sigma(q)]) \\ &\quad + \tau(|\mathcal{C}|) \sum_{j=1}^{N-1} \hat{\epsilon}_j \rho_j \left(\left[\frac{|\mathcal{C}|}{\sigma}, \delta^\sigma(q) + \frac{|\mathcal{C}|}{\sigma} \right) \right) \text{ for all } q \in [0, |\mathcal{C}|]. \end{aligned}$$

Let $\tau_*^\sigma(q), c_*^\sigma(q)$, for $\sigma \in \mathbf{N}$, denote the stationary quantities corresponding to the Palm moments $\tau_n^\sigma(q), c_n^\sigma(q)$ respectively. By *Palm stationarity* and from equation (19), the stationary first moments of the discrete system are the fixed points of the parametrized function \mathcal{F} , at $\sigma < \infty$ while the stationary first moments of the mixed system are the fixed points of the same function at $\sigma = \infty$.

The only limit point of the set \mathbf{N} (in Euclidean metric) is ∞ . Thus the function \mathcal{F} is continuous in (τ, σ) (with $\tau \in \mathcal{D}, \sigma \in \mathbf{N}$) because: 1)

\mathcal{F} is bounded linear in τ ; 2) as $\sigma \rightarrow \infty$, $\delta^\sigma \rightarrow \delta^\infty$ in sup norm and \mathcal{F} is continuous in $\delta \in \mathcal{D}$ (when \mathcal{F} is viewed as a function of τ, δ, σ after replacing δ^σ with δ). Hence (see proof of [25, Theorem 2] for similar details) using the contraction mapping theorem:

Theorem 2 *For any σ , the map \mathcal{F} has an unique fixed point, τ_*^σ , if and only if $\rho = \rho_0 + \sum_{j=1}^{N-1} \hat{\epsilon}_j \rho_j < 1$. Furthermore, the stationary moments of the discrete system τ_*^σ converge to the stationary moments of the mixed system:*

$$\sup_{q \in \mathcal{C}} |\tau_*^\sigma(q) - \tau_*^\infty(q)| \rightarrow 0 \text{ as } \sigma \rightarrow \infty.$$

Indeed using modulo $|\mathcal{C}|/\sigma$ addition for all q

$$\tau_*^\sigma(|\mathcal{C}|) = \frac{\delta^\sigma(|\mathcal{C}|)}{\alpha(1-\rho)} \text{ and}$$

$$\tau_*^\sigma(q) = \frac{\delta^\sigma(q)}{\alpha} + \tau_*^\sigma(|\mathcal{C}|) \left(\rho_0([0, \delta^\sigma(q)]) + \sum_{j=1}^{N-1} \hat{\epsilon}_j \rho_j \left(\left[\frac{|\mathcal{C}|}{\sigma}, \delta^\sigma(q) + \frac{|\mathcal{C}|}{\sigma} \right] \right) \right). \quad \square$$

5.4 Second Moments

We define $c_*^{(\sigma^2)}(q)$, the (Palm) stationary second moments of $C_n^\sigma(q)$. The second moments for the mixed polling system are $c_*^{(\infty^2)}(q)$. We have the following:

Theorem 3 *There exists a threshold $\bar{\pi}_b^{(2)} > 0$ on the second moments of the service times such that if $\bar{b}_j^{(2)} < \bar{\pi}_b^{(2)}$ for all j , then the stationary second moments of the discretized system converge to the stationary second moments of the mixed system. Convergence occurs along a subsequence $\sigma_k \rightarrow \infty$ almost surely with respect to Q_0 . Namely:*

$$P_{Q_0} \left(\left| c_*^{(\sigma_k^2)}(Q_0) - c_*^{(\infty^2)}(Q_0) \right| \xrightarrow{\sigma_k \rightarrow \infty} 0 \right) = 1.$$

Furthermore there exists a $\bar{\sigma} < +\infty$ and a constant $\bar{\omega} < +\infty$ such that

$$c_*^{(\sigma_k^2)}(q) \leq \bar{\omega} \text{ for all } q, \text{ and } \sigma_k > \bar{\sigma}. \quad \square$$

5.5 Final Step

By Theorems 2 and 3, the first stationary moments of T_n^σ and the second stationary moments of C_n^σ of the discretized polling system converge towards

the corresponding moments of the mixed polling system. For the second moments we obtained this convergence along a subsequence and it suffices to work with that subsequence. *To simplify the notations, we represent the subsequence again by $\sigma \rightarrow \infty$.* We obtain a common expression for the expected virtual workload using the two sets of moments and complete the proof.

From (16), the first two (Palm) stationary moments of the cycle time w.r.t. the point q , $E^0[C_n^\sigma(q)]$ and $E^0[(C_n^\sigma(q))^2]$ are:

$$E^0[C_n^\sigma(q)] =: c_*^\sigma(q) = \tau_*^\sigma(|\mathcal{C}|) \text{ and } E^0[(C_n^\sigma(q))^2] = c_*^{(\sigma^2)}(q).$$

Hence the first stationary moment of the residual of the cycle $C_n^\sigma(q)$ as seen by a random user is given by (see equation (18) of subsection 5.3.1),

$$E[C_R^\sigma(q)] = \frac{c_*^{(\sigma^2)}(q)}{2c_*^\sigma(q)}. \quad (20)$$

In the following we calculate the expected stationary workload due to external users and rerouted users separately, in terms of the stationary moments of the cycle times studied in previous subsection, using Little's law and then the Wald's Lemma.

Workload due to external users: An external user arriving at q has to wait for:

1. the residual time of his own cycle $C_*^\sigma(q)$;
2. the time taken to serve the external users waiting at q that arrived before him (FIFO);
3. in a discrete system (arrival position order service), the time until the external users waiting in $[\delta^\sigma(q), q)$ are served.

We are interested in the average of this waiting time. The average of the total time due to points 2 and 3 is given by $E\left[\mathcal{T}_{Q_0}\left([\delta^\sigma(q), q], \ddot{C}\right)\right]$, where⁶

$$\ddot{C}(q') := \begin{cases} C_*^\sigma(q') & \text{if } q' \neq q \text{ - stationary cycle corresponding to } C_n(q') \text{ and} \\ C_P^\sigma(q) & \text{if } q' = q \text{ - past cycle as in subsection 5.3.1.} \end{cases}$$

By Lemma 3 (see (1), note $c_*^\sigma(q') = E[C_*^\sigma(q')] = \tau_*^\sigma(|\mathcal{C}|)$ for all q' and $E[C_R^\sigma(q)] = E[C_P^\sigma(q)]$),

$$E\left[\mathcal{T}_{Q_0}\left([\delta^\sigma(q), q], \ddot{C}\right)\right] = \tau_*^\sigma(|\mathcal{C}|)\rho_0([\delta^\sigma(q), q)) + \sum_{i=1}^{M_0} p_{0,i} 1_{\{q_0,i\}}(q) E[C_R^\sigma(q)]. \quad (21)$$

⁶The users of point 2 arrive at the same point q before the tagged user and within the current cycle, i.e. during the past cycle $C_P^\sigma(q)$.

Thus the expected waiting time of an external user is:

$$E[W_{Q_0}^\sigma](q) = E[C_R^\sigma(q)] + E\left[\mathcal{T}_{Q_0}\left([\delta^\sigma(q), q], \ddot{C}\right)\right]. \quad (22)$$

The expected waiting time of an external user in a mixed system equals:

$$E[W_{Q_0}^\infty](q) = E[C_R^\infty(q)] + \sum_{i=1}^{M_0} p_{0,i} 1_{\{q_{0,i}\}}(q) E[C_R^\infty(q)]. \quad (23)$$

By Little's law (see Appendix C), the stationary expected number of users waiting for their first service in an infinitesimal interval $[q - dq, q + dq]$ equals $\lambda E[W_{Q_0}^\sigma](q) P_{Q_0}(dq)$. By Wald's Lemma, the stationary expected virtual workload due to these external users equals $\lambda E[W_{Q_0}^\sigma](q) b_0(q) P_{Q_0}(dq)$ by independence. Thus the expected stationary workload due to all the external users is:

$$V_{Q_0}^\sigma = \int_0^{|\mathcal{C}|} \lambda E[W_{Q_0}^\sigma](q) b_0(q) P_{Q_0}(dq).$$

By Lemma 6 (Appendix B) $\rho_0([\delta^\sigma(q), q]) \rightarrow 0$ as $\sigma \rightarrow \infty$. Using the Bounded Convergence Theorem (BCT) and Theorems 2, 3 we have that $E[C_R^\sigma(q)] \rightarrow E[C_R^\infty(q)]$ and hence $E[W_{Q_0}^\sigma](q) \rightarrow E[W_{Q_0}^\infty](q)$ as $\sigma \rightarrow \infty$ for every q (see equations (20)-(23)). Applying the BCT again, $V_{Q_0}^\sigma \rightarrow V_{Q_0}^\infty$.

Workload due to rerouted users ($j > 0$): Because of immediate rerouting, a j -rerouted user arrives just after completion of his j -th service to another point on the circle. Consider such a user arriving at point q . His waiting time depends on where his j -th service was received. If he received the j -th service at q' (whose distribution is given by $P_{Q_{(j-1)}}(dq')$ because of independence), he will have to wait on average for:

1. if $q' < q$: a period of time $\tau_*^\sigma(q) - \tau_*^\sigma(q')$;
2. if $q' > q$: a period of time $\tau_*^\sigma(|\mathcal{C}|) - \tau_*^\sigma(q') + \tau_*^\sigma(q)$.

The above quantity is the waiting time until the external arrivals of interval $[\delta^\sigma(q), \delta^\sigma(q) + |\mathcal{C}|/\sigma]$ are served. The rerouted user will be served before this time. Let $\nu_j^\sigma(q)$ denote the average of this time difference. This difference is calculated and its convergence is studied for all the polling systems in Lemma 5 of Appendix B. Then the stationary average waiting time of a j -rerouted user arriving at point q equals:

$$\begin{aligned} E[W_{Q_j}^\sigma](q) &= \int_q^{|\mathcal{C}|} \tau_*^\sigma(|\mathcal{C}|) P_{Q_{(j-1)}}(dq') + \int_0^q (\tau_*^\sigma(q) - \tau_*^\sigma(q')) P_{Q_{(j-1)}}(dq') - \nu_j^\sigma(q) \\ &= \tau_*^\sigma(q) + \tau_*^\sigma(|\mathcal{C}|) P_{Q_{(j-1)}}([q, |\mathcal{C}|]) - \int_0^q \tau_*^\sigma(q') P_{Q_{(j-1)}}(dq') - \nu_j^\sigma(q) \end{aligned}$$

By Little's law (see Appendix C) and Wald's lemma, as before, the stationary expected workload due to j -rerouted users is:

$$V_{Q_j}^\sigma = \lambda \hat{\epsilon}_j \int_0^{|\mathcal{C}|} E[W_{Q_j}^\sigma](q) b_j(q) P_{Q_j}(dq).$$

It is noted that the effective arrival rate equals $\hat{\epsilon}_j \lambda P_{Q_j}(dq)$. By theorems 2, 3 and the BCT (as for the external users) and Lemma 5 of Appendix B, we obtain: $V_{Q_j}^\sigma \rightarrow V_{Q_j}^\infty$.

Total workload: The total expected stationary virtual workload is the workload due to all types of users and hence $V^\sigma = V_{Q_0}^\sigma + \sum_{j=1}^{N-1} V_{Q_j}^\sigma$. From the above arguments, $V^\sigma \rightarrow V^\infty$. Namely the total stationary expected virtual workload of the discrete polling system converges to the total stationary expected virtual workload of the mixed polling system as $\sigma \rightarrow \infty$. The workload V^σ is obtained as an easily computable expression for each σ in subsection 5.1 using results of [8] as equation (15). Its limit (2) is the stationary expected workload of the mixed system. This completes the proof of Theorem 1. \square

6 Conclusion

We study a mixed polling system in which the users can either arrive in a continuum or queue up at a finite number of locations. These systems generalize both discrete and continuous polling systems. The defining feature of mixed polling systems is that their arrival position measure is a mixture of discrete and continuous probability measures. Furthermore, the model allows rerouting: users can be rerouted to a series of independent positions to receive multiple services. The number of services received is a random number, upper bounded by a constant integer almost surely. We obtain the stationary performance of a mixed system with rerouting under more general conditions than the usual symmetric conditions.

We adapted the previously used discretization approach ([25]) to our mixed polling system. Because of the existence of atoms in the arrival position measure (discrete parts in the probability measure) we had to use "weaker" notions of convergence. In [25] uniform convergence of certain stationary moments is obtained at almost all the points on the cyclic path while we managed to obtain convergence only in L^1 norm w.r.t. the arrival position measure on the cyclic path. However we still manage to obtain the main result: the expected workload of a mixed polling system is the limit of the expected workloads of a sequence of discrete systems with rerouting for which computable expressions are available.

We apply our results to a wireless LAN in which a ferry enables data transfer between users of a network who are not directly connected, while moving in a rectangular path. The rectangular path results in a mixed arrival position measure (queues are formed at the corner points) in the equivalent polling system. Thus this example could not be modeled with any of the conventional polling systems. Data transfer also occurs between users and the outside world using a gateway. We further consider a hybrid architecture in which the ferry is assisted by a node called base station which manages the reroutings. We study the optimal system design using numerical examples. We propose some design guidelines based on the results. For instance at large ferry speeds, the ferry path optimizing the first moment of the service time is close to the one optimizing the workload. With large ferry speeds or with long ferry routes, the optimal rectangular ferry path divides the breadth of the network area into equal partitions. The optimal ferry path does not change much whether or not a base station is involved in the local data transfer.

We also apply our results to a waste collector where waste is generated randomly over a large area. A dedicated vehicle must pick it up and discard it to a collection point. We study the optimal location of the collection point given the cumulative distribution $F_Q(\cdot)$ of the locations of waste generation. The workload performance does not depend on the collection point if the waste is generated uniformly on the area while in a general case, the optimal collection point minimizes the function, $x - F_Q(x)$.

Appendix A

Proof of Lemma 2:

The first three terms of the r.h.s of (15) are independent of σ and simplify as the first three terms of (2).

We recall that we use the circular sum convention (see [8]) so that :

$$\sum_{k=Nl}^{Ni} \cdot = \sum_{k=Nl}^{N\sigma} \cdot + \sum_{k=1}^{Ni} \cdot \text{ if } l > i.$$

Hence:

$$\begin{aligned}
\sum_{k=Nl}^{Ni} \rho_k &= \mathbf{1}_{\{i \geq l\}} \rho([l^\sigma, i^\sigma]) + \mathbf{1}_{\{i < l\}} [\rho - \rho([i^\sigma, l^\sigma])] \\
&= \rho([0, i^\sigma]) - \rho([0, l^\sigma]) + \mathbf{1}_{\{i < l\}} \rho \\
&= \hat{\rho}(i^\sigma) - \hat{\rho}(l^\sigma) + \mathbf{1}_{\{i < l\}} \rho.
\end{aligned}$$

We define the function g_0^σ on $[0, |\mathcal{C}|]^2$:

$$g_0^\sigma(q, q') = \frac{\alpha^{-1}}{1-\rho} \left(b_0(q) + \sum_{j=1}^{N-1} \hat{\epsilon}_j \bar{b}_j \right) (\hat{\rho}(i^\sigma) - \hat{\rho}(l^\sigma) + \mathbf{1}_{\{i^\sigma < l^\sigma\}} \rho), \quad (24)$$

if $(q, q') \in I_l \times I_i$, and the measure $m_0(dq \times dq') = P_{Q_0}(dq) dq'$. Then g_0^σ is bounded on $[0, |\mathcal{C}|]^2$, and converges m_0 -almost everywhere:

$$g_0^\sigma(q, q') \xrightarrow{\sigma \rightarrow +\infty} g_0(q, q') = \frac{\alpha^{-1}}{1-\rho} \left(b_0(q) + \sum_{j=1}^{N-1} \hat{\epsilon}_j \bar{b}_j \right) (\hat{\rho}(q') - \hat{\rho}(q) + \mathbf{1}_{\{q' < q\}} \rho). \quad (25)$$

The fourth term of the r.h.s of (15) is equal to:

$$\begin{aligned}
&\int_0^{|\mathcal{C}|} \int_0^{|\mathcal{C}|} g_0^\sigma(q, q') dm_0(dq \times dq') \xrightarrow{\sigma \rightarrow +\infty} \int_0^{|\mathcal{C}|} \int_0^{|\mathcal{C}|} g_0(q, q') dm_0(dq \times dq') \\
&= \frac{\alpha^{-1}}{1-\rho} \int_0^{|\mathcal{C}|} \int_0^{|\mathcal{C}|} \left(b_0(q) + \sum_{j=1}^{N-1} \hat{\epsilon}_j \bar{b}_j \right) (\hat{\rho}(q') - \hat{\rho}(q) + \mathbf{1}_{\{q' < q\}} \rho) P_{Q_0}(dq) dq'.
\end{aligned} \quad (26)$$

by the dominated convergence theorem. We consider the j -th term of the fifth term of (15). The circular sum equals:

$$\sum_{k=Nl}^{Ni+j} r_k = \alpha^{-1} (i^\sigma - l^\sigma + |\mathcal{C}| \mathbf{1}_{\{i^\sigma < l^\sigma\}}).$$

because $r_k = \alpha^{-1} |\mathcal{C}| / \sigma$ if k is a multiple of N , and 0 otherwise. Define function g_j^σ :

$$g_j^\sigma(q, q') = \frac{\hat{\epsilon}_{j+1} \lambda \alpha^{-1}}{1-\rho} \left(b_{j+1}(q') + \sum_{k=j+2}^k \check{\epsilon}_{j+2}^k \bar{b}_k \right) (i^\sigma - l^\sigma + |\mathcal{C}| \mathbf{1}_{\{i^\sigma < l^\sigma\}}), \quad (27)$$

if $(q, q') \in I_i \times I_l$, and measure $m_j(dq \times dq') = P_{Q_j}(dq)P_{Q_{j+1}}(dq')$. Then g_j^σ is bounded on $[0, |\mathcal{C}|]^2$, and it converges m_j - almost everywhere:

$$g_j^\sigma(q, q') \xrightarrow{\sigma \rightarrow +\infty} g_j(q, q') = \frac{\hat{\epsilon}_{j+1}\lambda\alpha^{-1}}{1-\rho} \left(b_{j+1}(q') + \sum_{k=j+2} \check{\epsilon}_{j+2}^k \bar{b}_k \right) (q' - q + |\mathcal{C}|1_{\{q > q'\}}) \quad (28)$$

It is noted that $g_j^\sigma(q, q) = g_j(q, q) = 0 \forall \sigma$ so that the convergence holds despite the fact that $(q, q') \rightarrow 1_{\{q < q'\}}$ is not continuous at (q, q) . Then the j -th term of the fifth term of (15) is:

$$\begin{aligned} & \int_0^{|\mathcal{C}|} \int_0^{|\mathcal{C}|} g_j^\sigma(q, q') dm_j(dq \times dq') \xrightarrow{\sigma \rightarrow +\infty} \int_0^{|\mathcal{C}|} \int_0^{|\mathcal{C}|} g_j(q, q') dm_j(dq \times dq') \\ & = \frac{\hat{\epsilon}_{j+1}\lambda\alpha^{-1}}{1-\rho} \int_0^{|\mathcal{C}|} \int_0^{|\mathcal{C}|} \left(b_{j+1}(q') + \sum_{k=j+2} \check{\epsilon}_{j+2}^k \bar{b}_k \right) (q' - q + |\mathcal{C}|1_{\{q > q'\}}) P_{Q_j}(dq) P_{Q_{j+1}}(dq'), \end{aligned}$$

by the dominated convergence theorem, which concludes the proof. \square

Proof of Lemma 4 : Let \mathcal{N} denote the number of users that caused the workload $\mathcal{T}_{Q_0}([0, |\mathcal{C}|], T)$. We have that $\mathcal{N} = \hat{\mathcal{T}}_{Q_0}([0, |\mathcal{C}|], T)$, where $\hat{\mathcal{T}}_{Q_0}([0, |\mathcal{C}|], T)$ denotes the workload due to the arrivals which request unit service time (i.e. assuming $B_{Q_0} \equiv 1$, so $b_0(q) = 1$ for all q). Hence by Lemma 3

$$E[\mathcal{N}] = \lambda \int_0^{|\mathcal{C}|} f_{Q_0}(q) \tau(q) dq \text{ where } \tau(q) = E[T(q)].$$

Let \mathcal{N}_{Q_j} denote the number of j -rerouted users among these \mathcal{N} . Then (by independence of rerouting locations)

$$\mathcal{N}_{Q_j} = \sum_{i=1}^{\mathcal{N}} 1_{\{\text{user } i \text{ was } j\text{-rerouted to } [a, c]\}} \quad (29)$$

The user is rerouted after every service, and the rerouting location is independent of the system evolution up to that time. Hence by applying Wald's lemma to (29):

$$E[\mathcal{N}_{Q_j}] = E[\mathcal{N}] E \left[1_{\{j\text{-reroute to } [a, c]\}} \right] = E[\mathcal{N}] \Pi_{i=1}^j \epsilon_i P_{Q_j}([a, c]).$$

The service time requirement in the $(j+1)$ -service B_{Q_j} is independent of the system evolution up to that time. Its expected value conditioned on the

fact that the user arrival is in interval $[a, c]$ is $E[B_{Q_j}|Q_j \in [a, c]]$. Hence by applying Wald's lemma again:

$$E[\mathcal{T}_{Q_j}([a, c], T)] = \hat{\epsilon}_j P_{Q_j}([a, c]) E[B_{Q_j}|Q_j \in [a, c]] E[\mathcal{N}]. \quad \square$$

Proof of Theorem 3: We rewrite the cycle times C_n^σ from equations (17) and (16) as below (using modulo $|\mathcal{C}|$ addition):

$$\begin{aligned} C_n^\sigma &= |\mathcal{C}| \alpha^{-1} + \sum_{j=0}^{N-1} U_{n,j}^\sigma(q) + \mathcal{T}_{Q_0}([0, \delta^\sigma(q)), C_n^\sigma) \text{ with} & (30) \\ U_{n,0}^\sigma(q) &:= \mathcal{T}_{Q_0}([\delta^\sigma(q), |\mathcal{C}|], C_{n-1}^\sigma) + \mathcal{T}_{Q_1}\left(\left[\frac{|\mathcal{C}|}{\sigma}, \delta^\sigma(q) + \frac{|\mathcal{C}|}{\sigma}\right], C_{n-1}^\sigma\right) \\ U_{n,j}^\sigma(q) &:= \mathcal{T}_{Q_j}\left(\left[\delta^\sigma(q) + \frac{|\mathcal{C}|}{\sigma}, |\mathcal{C}| + \frac{|\mathcal{C}|}{\sigma}\right], C_{n-1-j}^\sigma\right) \\ &\quad + \mathcal{T}_{Q_{j+1}}\left(\left[\frac{|\mathcal{C}|}{\sigma}, \delta^\sigma(q) + \frac{|\mathcal{C}|}{\sigma}\right], C_{n-1-j}^\sigma\right) \text{ for } 1 \leq j \leq N-2 \\ U_{n,N-1}^\sigma(q) &:= \mathcal{T}_{Q_{N-1}}\left(\left[\delta^\sigma(q) + \frac{|\mathcal{C}|}{\sigma}, |\mathcal{C}| + \frac{|\mathcal{C}|}{\sigma}\right], C_{n-N}^\sigma\right). & (31) \end{aligned}$$

Function space

Let (Ω, \mathcal{F}, P) denote the probability space over which the entire system evolution (arrivals, reroutings and service times) is defined. Define $\phi : [0, |\mathcal{C}|] \times \Omega \rightarrow \mathbb{R}$, and

$$\|\phi\|_{1,2} = E_{Q_0}[\|\phi(Q_0)\|_2], \text{ with } \|\phi(q)\|_2 := \sqrt{E[\phi(q)^2]} = \sqrt{E_P[\phi(q, \cdot)^2]}$$

the L^2 norm (with respect to probability measure P) of the q -section of the function ϕ . We recall that the expectation E_{Q_0} is with respect to Q_0 . Define

$$\Psi := \left\{ \phi : [0, |\mathcal{C}|] \times \Omega \rightarrow \mathbb{R} \mid q \mapsto \sqrt{E[\phi(q)^2]} \text{ is càdlàg and } \|\phi\|_{1,2} < +\infty \right\}. \quad (32)$$

Then Ψ equipped with $\|\cdot\|_{1,2}$ is a normed linear space. For the n -product space $\Psi^n := \Psi \times \Psi \cdots \Psi$, we define the norm:

$$\|(\phi_1, \dots, \phi_n)\|_{1,2} := E \left[\sqrt{\sum_{i=1}^n \|\phi_i\|_2^2} \right]. \quad (33)$$

Fixed point equations and contractivity

Define $\pi_b^{(2)} := \max_j \sqrt{\bar{b}_j^{(2)}}$. For any fixed $\sigma, \phi_c, \phi_u := (\phi_{u_0}, \dots, \phi_{u_{N-1}})$, we define the mapping, $\Theta := (\Theta_c, \Theta_{u_0}, \dots, \Theta_{u_{N-1}}; \sigma) : \Psi^{N+1} \rightarrow \Psi^{N+1}$ point-wise by:

$$\Theta_c(\phi_c, \phi_u; \sigma)(q) := |\mathcal{C}| \alpha^{-1} + \sqrt{\pi_b^{(2)}} \sum_{j=0}^{N-1} \phi_{u_j}(q) + \mathcal{T}_{Q_0}([0, \delta^\sigma(q)], \phi_c) \quad (34)$$

$$\Theta_{u_0}(\phi_c, \phi_u; \sigma)(q) := \frac{1}{\sqrt{\pi_b^{(2)}}} \mathcal{T}_{Q_0}([\delta^\sigma(q), |\mathcal{C}|], \phi_c) \quad (35)$$

$$+ \frac{1}{\sqrt{\pi_b^{(2)}}} \mathcal{T}_{Q_1} \left(\left[\frac{|\mathcal{C}|}{\sigma}, \delta^\sigma(q) + \frac{|\mathcal{C}|}{\sigma} \right], \phi_c \right)$$

$$\Theta_{u_j}(\phi_c, \phi_u; \sigma)(q) := \frac{1}{\sqrt{\pi_b^{(2)}}} \mathcal{T}_{Q_j} \left(\left[\delta^\sigma(q) + \frac{|\mathcal{C}|}{\sigma}, |\mathcal{C}| + \frac{|\mathcal{C}|}{\sigma} \right], \phi_c \right)$$

$$+ \frac{1}{\sqrt{\pi_b^{(2)}}} \mathcal{T}_{Q_{j+1}} \left(\left[\frac{|\mathcal{C}|}{\sigma}, \delta^\sigma(q) + \frac{|\mathcal{C}|}{\sigma} \right], \phi_c \right)$$

for all $1 \leq j \leq N-2$. (36)

$$\Theta_{u_{N-1}}(\phi_c, \phi_u; \sigma)(q) := \frac{1}{\sqrt{\pi_b^{(2)}}} \mathcal{T}_{Q_{N-1}} \left(\left[\delta^\sigma(q) + \frac{|\mathcal{C}|}{\sigma}, |\mathcal{C}| + \frac{|\mathcal{C}|}{\sigma} \right], \phi_c \right) \quad (37)$$

The definition of the term \mathcal{T}_{Q_j} is extended naturally to negative times $\{\phi_c(q)\}_q$. For any j , the term $\mathcal{T}_{Q_j}([a, c], \phi_c)$ denotes the sum of the weighted service times of users that have arrived in (or have been rerouted to) $[a, c]$ between times 0 and $|\phi_c(q)|$, $q \in [a, c]$. The weight equals 1 if $\phi_c(q) \geq 0$ and -1 otherwise. These service times are independent of the other random quantities.

We are interested in the fixed points (ϕ_c^*, ϕ_u^*) of the mapping Θ defined by the equations (34)-(37). Indeed, if

- $C_{n-j}^\sigma \stackrel{\text{distribution}}{=} \phi_c^*$, $0 \leq j \leq N$ and,
- $U_{n,j}^\sigma \stackrel{\text{distribution}}{=} \phi_{u_j}^*$ for all j ,

then $C_n^\sigma \stackrel{\text{distribution}}{=} \phi_c^*$. This is true for any n (see equations (30)-(31)). Therefore the fixed points of Θ are the stationary quantities. Note here that $C_n^\sigma(q)$, for any σ and q , depends upon C_{n-j}^σ for all $1 \leq j \leq N$ and $C_n^\sigma(q')$ for all $q' < q$.

Θ is an affine operator and we write Θ_{lin} its linear part. This linear operator involves terms like $\mathcal{T}_{Q_j}([a, b], \phi)$. Each of these terms can be written as a sum of service time requirements, with \mathcal{N}_{Q_j} the corresponding number of arrivals (note that $\bar{b}_j^{(2)} = E[b_j^{(2)}(Q_j)] = E[B_{Q_j}^2]$):

$$\mathcal{T}_{Q_j}(I, \phi) = \sum_{i=1}^{\mathcal{N}_{Q_j}(I, \phi)} B_{Q_j}(i) = \sqrt{\bar{b}_j^{(2)}} \sum_{i=1}^{\mathcal{N}_{Q_j}(I, \phi)} \tilde{B}_{Q_j}(i), \quad (38)$$

where $\tilde{B}_{Q_j}(i)$ denotes the service times with unit second moment. It is noted that the sign of B_i or the number of reroutings do not matter for this discussion. We can see that for any interval I and any ϕ and j :

$$\|\mathcal{T}_{Q_j}(I, \phi)\|_2 = \sqrt{\bar{b}_j^{(2)}} \xi_{Q_j}(I, \phi) \leq \pi_b^{(2)} \xi(I, \phi)$$

where $\xi_{Q_j}(I, \phi)$ is a constant depending only upon (I, ϕ) , as long as the service times are multiplied by a constant. So $\|\Theta_{lin}\|_{1,2} \rightarrow 0$ as $\pi_b^{(2)} \rightarrow 0$ (see equations (34)-(37)).

Thus there exists a $\bar{\pi}_b^{(2)}$ such that Θ_{lin} is a contraction when $\bar{b}_j^{(2)} < \bar{\pi}_b^{(2)}$ for all j . Therefore the contraction rate μ can be chosen strictly smaller than 1, and independent of σ , and:

$$\|\Theta(\phi_c, \phi_u; \sigma) - \Theta(\phi'_c, \phi'_u; \sigma)\|_{1,2} \leq \mu \|(\phi_c, \phi_u) - (\phi'_c, \phi'_u)\|_{1,2} \text{ for all } \sigma.$$

Because of stationarity, Θ has a unique fixed point for every σ denoted $(C_*^\sigma, U_*^\sigma) = (C_*^\sigma, U_{*,0}^\sigma, \dots, U_{*,N-1}^\sigma)$. As discussed earlier we obtain the continuity of fixed points w.r.t. σ .

Continuity of $\Theta(C_*^\sigma, U_*^\sigma; \sigma)$ with respect to σ : It is difficult to obtain the continuity of Θ as $\sigma \rightarrow \infty$ at all possible (ϕ_c, ϕ_u) . However we only need continuity at the fixed points $\{(C_*^\sigma, U_*^\sigma)\}$. These fixed points additionally satisfy the equations (40)-(41) given in footnote 7.

Step 1: We first prove that (for any given $\sigma' \leq \infty$):

$$\lim_{\sigma \rightarrow \infty} \|\Theta(C_*^{\sigma'}, U_*^{\sigma'}; \sigma)(q) - \Theta(C_*^{\sigma'}, U_*^{\sigma'}; \infty)(q)\|_2 = 0, \text{ for all } q. \quad (39)$$

From (34)-(37), the difference $\Theta(C_*^{\sigma'}, U_*^{\sigma'}; \sigma) - \Theta(C_*^{\sigma'}, U_*^{\sigma'}; \infty)$ involves terms like $\varpi_{Q_j}^\sigma$, defined as below⁷:

$$\varpi_{Q_j}^\sigma(q) := \mathcal{T}_{Q_j}([\delta^\sigma(q), q], C_*^{\sigma'}) \stackrel{\text{distribution}}{\leq} 2\mathcal{T}_{Q_j}([\delta^\sigma(q), q], C_*^{\sigma'}(|\mathcal{C}|)).$$

⁷ From equation (16), $C_*^\sigma(q)$ is the sum of stationary quantities corresponding to $T_n(q)$ and $T_{n-1}(|\mathcal{C}|) - T_{n-1}(q)$ and is upper bounded by $2C_*^\sigma(|\mathcal{C}|)$ in distribution. This is true

The r.h.s in the above equation denotes the workload arriving in the interval $[\delta^\sigma(q), q)$ during time $C_*^{\sigma'}(|\mathcal{C}|)$. By independence of the service times, for any interval I :

$$\begin{aligned}
& E \left[\left(\mathcal{T}_{Q_j}(I, C_*^{\sigma'}(|\mathcal{C}|)) \right)^2 \right] \\
&= E \left[\mathcal{N}_{Q_j}(I, C_*^{\sigma'}(|\mathcal{C}|)) \left(\mathcal{N}_{Q_j}(I, C_*^{\sigma'}(|\mathcal{C}|)) - 1 \right) \left(E [B_{Q_j}(Q_j) | \{Q_j \in I\}] \right)^2 \right] \\
&\quad + E \left[\mathcal{N}_{Q_j}(I, C_*^{\sigma'}(|\mathcal{C}|)) E \left[(B_{Q_j}(Q_j))^2 | \{Q_j \in I\} \right] \right]. \\
&\leq \sup_q (b_j(q))^2 E \left[\left(\mathcal{N}_{Q_j}(I, C_*^{\sigma'}(|\mathcal{C}|)) \right)^2 \right] \\
&\quad + \left| \sup_q b_j^{(2)}(q) - \inf_q (b_j(q))^2 \right| E \left[\mathcal{N}_{Q_j}(I, C_*^{\sigma'}(|\mathcal{C}|)) \right].
\end{aligned}$$

The term $\mathcal{N}_{Q_0}(I, C_*^{\sigma'}(|\mathcal{C}|))$ is the number of Poisson arrivals that occurred in the interval I for a duration of $C_*^{\sigma'}(|\mathcal{C}|)$ and its moments are:

$$\begin{aligned}
E \left[\mathcal{N}_{Q_0}(I, C_*^{\sigma'}(|\mathcal{C}|)) \right] &= \lambda P_{Q_0}(I) E[C_*^\sigma(|\mathcal{C}|)] \text{ and} \\
E \left[\left(\mathcal{N}_{Q_0}(I, C_*^{\sigma'}(|\mathcal{C}|)) \right)^2 \right] &= (\lambda P_{Q_0}(I))^2 E \left[(C_*^\sigma(|\mathcal{C}|))^2 \right] + \lambda P_{Q_0}(I) E[C_*^\sigma(|\mathcal{C}|)].
\end{aligned}$$

The term $\mathcal{N}_{Q_j}(I, C_*^{\sigma'}(|\mathcal{C}|))$, with $j > 1$, is the number of arrivals rerouted to interval I out of the arrivals $\mathcal{N}_{Q_0}([0, |\mathcal{C}|], C_*^{\sigma'}(|\mathcal{C}|))$, whose moments can easily be calculated:

$$\begin{aligned}
E \left[\mathcal{N}_{Q_j}(I, C_*^{\sigma'}(|\mathcal{C}|)) \right] &= \lambda \hat{\epsilon}_j P_{Q_j}(I) E[C_*^\sigma(|\mathcal{C}|)] \text{ and} \\
E \left[\left(\mathcal{N}_{Q_j}(I, C_*^{\sigma'}(|\mathcal{C}|)) \right)^2 \right] &= (\lambda \hat{\epsilon}_j P_{Q_j}(I))^2 E \left[(C_*^\sigma(|\mathcal{C}|))^2 \right] + \lambda \hat{\epsilon}_j P_{Q_j}(I) E[C_*^\sigma(|\mathcal{C}|)].
\end{aligned}$$

Thus, for all q , the difference $\Theta(C_*^{\sigma'}, U_*^{\sigma'}; \sigma) - \Theta(C_*^{\sigma'}, U_*^{\sigma'}; \infty)$ is a sum of terms multiplied by $P_{Q_j}([\delta^\sigma(q), q)) = \text{Prob}(Q_j \in [\delta^\sigma(q), q))$ for some $0 \leq j \leq N$. For all q , the half open intervals $[\delta^\sigma(q), q)$ converge to the empty set

for all q , so that

$$C_*^\sigma(q) \stackrel{\text{distribution}}{\leq} 2C_*^\sigma(|\mathcal{C}|) \text{ for all } q. \quad (40)$$

Furthermore, $|\mathcal{C}|$ or 0 are arbitrary points of the polling system and so:

$$\frac{1}{2} C_*^\sigma(q') \stackrel{\text{distribution}}{\leq} C_*^\sigma(q) \stackrel{\text{distribution}}{\leq} 2C_*^\sigma(q') \text{ for any } q, q'. \quad (41)$$

and the probability $P_{Q_j}(I)$ converges to zero as $\sigma \rightarrow \infty$. We have proven the result (39).

Step 2: Convergence in $\|\cdot\|_{1,2}$ norm.

From the calculations of the previous step, the difference $\Theta(C_*^{\sigma'}, U_*^{\sigma'}; \sigma) - \Theta(C_*^{\sigma'}, U_*^{\sigma'}; \infty)$ is upper bounded by a constant at all q . This and the point-wise convergence imply the following convergence using the BCT (for any σ'):

$$\begin{aligned} & \|\Theta(C_*^{\sigma'}, U_*^{\sigma'}; \sigma) - \Theta(C_*^{\sigma'}, U_*^{\sigma'}; \infty)\|_{1,2} \\ &= E_{Q_0} \left[\|\Theta(C_*^{\sigma'}, U_*^{\sigma'}; \sigma)(Q_0) - \Theta(C_*^{\sigma'}, U_*^{\sigma'}; \infty)(Q_0)\|_2 \right] \rightarrow 0 \text{ as } \sigma \rightarrow \infty. \end{aligned} \quad (42)$$

$\|\cdot\|_{1,2}$ -Continuity of fixed points with respect to σ :
By the definition of the fixed points,

$$\begin{aligned} (C_*^\sigma, U_*^\sigma) - (C_*^\infty, U_*^\infty) &= \Theta(C_*^\sigma, U_*^\sigma; \sigma) - \Theta(C_*^\infty, U_*^\infty; \infty) \\ &= \Theta(C_*^\infty, U_*^\infty; \sigma) - \Theta(C_*^\infty, U_*^\infty; \infty) + \Theta(C_*^\sigma, U_*^\sigma; \sigma) - \Theta(C_*^\infty, U_*^\infty; \sigma). \end{aligned}$$

We recall that for any σ :

$$\|\Theta(C_*^\sigma, U_*^\sigma; \sigma) - \Theta(C_*^\infty, U_*^\infty; \sigma)\|_{1,2} \leq \mu \|(C_*^\sigma, U_*^\sigma) - (C_*^\infty, U_*^\infty)\|_{1,2}$$

And hence,

$$\|(C_*^\sigma, U_*^\sigma) - (C_*^\infty, U_*^\infty)\|_{1,2} \leq \frac{1}{1-\mu} \|\Theta(C_*^\infty, U_*^\infty; \sigma) - \Theta(C_*^\infty, U_*^\infty; \infty)\|_{1,2}.$$

Thus, using (42), as $\sigma \rightarrow \infty$

$$\|(C_*^\sigma, U_*^\sigma) - (C_*^\infty, U_*^\infty)\|_{1,2} \rightarrow 0. \quad (43)$$

Almost sure (Q_0)-Continuity of fixed points with respect to σ :

The convergence in (43) can be seen as L^1 convergence of the ordered tuple, $\{(\|C_*^\sigma(Q_0, \cdot)\|_2, \|U_*^\sigma(Q_0, \cdot)\|_2, \cdot)\}$, which implies convergence in probability (with respect to measure P_{Q_0}). Then there exists a subsequence $\sigma_k \rightarrow \infty$ along which we have almost sure convergence. This implies the following almost sure convergence (note that $(\|C_*^\sigma(Q_0, \cdot)\|_2)^2 = E[C_*^\sigma(Q_0, \cdot)^2] = c_*^{\sigma^2}(Q_0)$ for any Q_0 and see (33)):

$$P_{Q_0} \left(\left\{ Q_0 : c_*^{\sigma_k^2}(Q_0) \xrightarrow{\sigma_k \rightarrow \infty} c_*^{\infty^2}(Q_0) \right\} \right) = 1. \quad (44)$$

By taking expectation on the left inequality of (41) of footnote 7 with $q' = |\mathcal{C}|$,

$$c_*^{\sigma_k^2}(|\mathcal{C}|) = E[C_*^{\sigma_k}(|\mathcal{C}|, \cdot)^2] \leq 2E[C_*^{\sigma_k}(q, \cdot)^2] = 2c_*^{\sigma_k^2}(q) \text{ for all } q$$

and this implies (since P_{Q_0} is a probability measure)

$$c_*^{\sigma_k^2}(|\mathcal{C}|) \leq 2E_{Q_0} [c_*^{\sigma_k^2}(Q_0)]. \quad (45)$$

As in footnote 7, we also have $c_*^{\sigma^2}(q) \leq 2c_*^{\sigma^2}(|\mathcal{C}|)$ for all q . Hence, using the BCT, almost sure convergence of (44) implies:

$$E_{Q_0} [c_*^{\sigma_k^2}(Q_0)] \rightarrow E_{Q_0} [c_*^{\infty^2}(Q_0)].$$

Thus there exists a $\bar{\sigma} < \infty$ and a $\omega < \infty$ such that (see (45)):

$$c_*^{\sigma_k^2}(|\mathcal{C}|) \leq 2(E_{Q_0} [c_*^{\infty^2}(Q_0)] + \omega) \text{ for all } \sigma_k > \bar{\sigma}. \quad (46)$$

Using again the inequality (41) of footnote 7, we have the following uniform upper bound:

$$c_*^{\sigma_k^2}(q) \leq 4(E_{Q_0} [E[c_*^{\infty^2}(Q_0)]] + \omega) \text{ for all } \sigma_k > \bar{\sigma} \text{ and for all } q. \quad \square \quad (47)$$

Appendix B

Lemma 5 *For every q and j (with $\hat{N}_j^\sigma(y, q)$ defined recursively via (49), (50) and (51) in the body of the proof),*

$$\begin{aligned} \nu_j^\sigma(q) &= b_j(q)E_{Q_{(j-1)}} [\hat{N}_j^\sigma(Q_{(j-1)}, q)] \\ &+ \lambda\tau_*^\sigma(|\mathcal{C}|) \left(\hat{\epsilon}_j \rho_j \left(\left(q, \delta^\sigma(q) + \frac{|\mathcal{C}|}{\sigma} \right) \right) + \sum_{j'=1}^{j-1} \hat{\epsilon}_{j'} \rho_{j'} \left(\left[\delta^\sigma(q), \delta^\sigma(q) + \frac{|\mathcal{C}|}{\sigma} \right] \right) \right) \end{aligned} \quad (48)$$

$$\text{Furthermore, } E_{Q_j} [\nu_j^\sigma(Q_j)b_j(Q_j)] \rightarrow E_{Q_j} [\nu_j^\infty(Q_j)b_j(Q_j)].$$

Proof : We call the user under consideration (who is j -rerouted to q and for whom the time difference, $\nu_j^\sigma(q)$, is being calculated) the tagged user. $\nu_j^\sigma(q)$ is the amount of time between the instant at which the external service for users belonging to $[\delta^\sigma(q), \delta^\sigma(q) + |\mathcal{C}|/\sigma)$ starts and the instant at which the tagged user's service starts (which happens before the 'external' service). The time difference $\nu_j^\sigma(q)$ includes the time taken to serve:

1. the j -rerouted users belonging to interval $(q, \delta^\sigma(q) + |\mathcal{C}|/\sigma)$ (arrival position order service);
2. all the j' -rerouted users of interval $[\delta^\sigma(q), \delta^\sigma(q) + |\mathcal{C}|/\sigma)$ with $1 \leq j' < j$ (users with maximum completed services are served first); and

3. j -rerouted users that arrived exactly at q and after the tagged user (FIFO).

All 3 points exist in a discrete polling system while the first point does not exist in the mixed polling system. For a mixed system, ν_j^σ is non zero only where P_{Q_j} has atoms, i.e. at $\{q_{j,i}\}_{i \leq M_j}$. (see (1)).

By Lemma 4 (see equation (48) of the statement of the lemma), the average time taken to serve the j -rerouted users belonging to interval $(q, \delta^\sigma(q) + |\mathcal{C}|/\sigma)$ and all the j' -rerouted users with $1 \leq j' < j$, is given by the last two terms of ν_j^σ defined above.

We now consider j -rerouted users of point 3. We calculate this quantity conditioned on the location (say y) at which the j -th service was received (whose distribution equals $P_{Q_{(j-1)}}$ by independence) by the tagged user. Let $\hat{N}_j^\sigma(y, q)$ represent the total number of users j -rerouted to point q after the tagged user, who received his j -th service at y . These will be among the ones that were $(j-1)$ -rerouted to⁸:

- (i) segment $(y, \delta^\sigma(q))$ (if $y < \delta^\sigma(q)$);
- (ii) segment $(y, |\mathcal{C}|) \cup [0, \delta^\sigma(q))$ (if $y \geq \delta^\sigma(q)$);
- (iii) point $\{y\}$ but after the tagged user.

Let $\hat{\mathcal{T}}_{Q_{(j-1)}}$ denote $\mathcal{T}_{Q_{(j-1)}}$ with service times replaced by 1, as done in the proof of Lemma 4. Then the average number of $(j-1)$ -rerouted users of case (i) equals $E[\hat{\mathcal{T}}_{Q_{(j-1)}}((y, \delta^\sigma(q)), C)$. By Lemma 4, the average of the sum due to cases (i) and (ii) is⁹:

$$\begin{aligned} \bar{N}_j^\sigma(y, q) &:= \lambda \tau_*^\sigma(|\mathcal{C}|) \hat{\epsilon}_{j-1} \left(P_{Q_{(j-1)}}((y, \delta^\sigma(q))) 1_{\{y < \delta^\sigma(q)\}} \right. \\ &\quad \left. + P_{Q_{(j-1)}}((\delta^\sigma(q), y)) 1_{\{\delta^\sigma(q) \leq y\}} \right). \end{aligned} \quad (49)$$

The average number of users of case (iii) is calculated by induction. The users j -rerouted to q from point y after the tagged user must be among the users that were $(j-1)$ -rerouted to y after the tagged user in the previous

⁸ $\epsilon_j P_{Q_j}(\{q\})$ fraction of these users are contained in $\hat{N}_j^\sigma(y, q)$. Note that the users of points (i)-(iii) are the ones that were $(j-1)$ -served after the tagged user and if they are j -rerouted to the same point q then by FIFO order will receive the $(j+1)$ -service also after the tagged user.

⁹In case (ii) we consider users rerouted from two successive cycles. By stationarity, the two cycles are equal in distribution.

cycle, because of FIFO service. Hence,

$$\hat{N}_j^\sigma(y, q) = \begin{cases} \epsilon_j P_{Q_j}(\{q\}) \left(\bar{N}_j^\sigma(y, q) + E_{Q_{(j-2)}} \left[\hat{N}_{(j-1)}^\sigma(Q_{(j-2)}, y) \right] \right) & \text{if } j \geq 2 \\ \epsilon_1 P_{Q_1}(\{q\}) \left(\bar{N}_1^\sigma(y, q) + \hat{N}_0^\sigma(y) \right) & \text{if } j = 1 \end{cases} \quad (50)$$

with $\hat{N}_0^\sigma(q)$ the external users arriving at point q before the tagged user, (during his residual cycle time). $\hat{N}_0^\sigma(q)$ is calculated as in (21):

$$\hat{N}_0^\sigma(q) = \sum_{i=1}^{M_0} p_{0,i} 1_{\{q_{0,i}\}}(q) E[C_R^\sigma(q)] \text{ for all } y. \quad (51)$$

By integrating with respect to $P_{Q_{(j-1)}}$ we obtain the average number of j -rerouted users to point q after the tagged user. Applying Wald's lemma (by independence) gives the time required to serve these users. The first part of the lemma is proven. When $\sigma = \infty$ the same quantities define $\{\nu_j^\infty\}$ for mixed systems. Here the terms with empty sets are deleted, and some sets are replaced by singletons etc. For instance the third term is deleted in (48) and the fourth term is replaced by $\rho_{j'}(q)$.

The convergence part of the lemma follows by Lemma 6, Theorems 2, 3 and BCT recursively starting with $j = 1$ up to $j = N - 1$. \square

Lemma 6 *Let g be a nonnegative function with $\|g\|_\infty < \infty$ and define $f(I) := \int_I g(y) P_{Q_j}(dy)$ for every subset, $I \subset [0, |\mathcal{C}|]$. Then,*

- i) *for any decreasing sequence $\{I^\sigma\}_\sigma$, $f(I^\sigma) \rightarrow f(\cap_\sigma I^\sigma)$ and so*
- ii) *if $\cap_\sigma I^\sigma = \{q\}$, then $f(I^\sigma) \rightarrow P_{Q_j}(\{q\})g(q)$;*
- iii) *if $\cap_\sigma I^\sigma = \emptyset$, then $f(I^\sigma) \rightarrow 0$.*

Proof : The measure $g(y)P_{Q_j}(dy)$ is a finite measure and this lemma follows by continuity of probability measures, i.e. that $Prob(\cap_n B_n) = \lim_n Prob(B_n)$. \square

Appendix C: Little's law and Palm moments for stationary queueing systems

Little's law is a well known result ([4]) in queueing theory linking the expected waiting time of a typical user with the expected number of users in the system. We recall here a version of Little's law derived as in [1]. In particular ergodicity of the input process is not required, stationarity is

sufficient. We also derive a relationship between the Palm stationary moments and the stationary moments, mentioned in subsection 5.3.1. We use independent notations from the body of the article.

Palm probability

Consider $(T_n, W_n)_{n \in \mathbb{Z}}$ a stationary marked point process on \mathbb{R} with marks taking value in a measurable space \mathcal{K} . We use the convention $T_0 \leq 0 < T_1$. Write λ its intensity defined as:

$$\lambda = \frac{1}{t_2 - t_1} E\left[\sum_{n \in \mathbb{Z}} 1_{[t_1, t_2)}(T_n)\right]. \quad (52)$$

with arbitrary $t_1 < t_2$. The definition is independent of t_1 and t_2 , because we consider a stationary process. Consider $K \subset \mathcal{K}$ a measurable set. The *Palm probability* of K is defined as:

$$P^0[W_0 \in K] = \frac{E\left[\sum_{n \in \mathbb{Z}} 1_{[t_1, t_2) \times K}(T_n, W_n)\right]}{E\left[\sum_{n \in \mathbb{Z}} 1_{[t_1, t_2)}(T_n)\right]} = \frac{E\left[\sum_{n \in \mathbb{Z}} 1_{[t_1, t_2) \times K}(T_n, W_n)\right]}{\lambda(t_2 - t_1)}. \quad (53)$$

One can easily verify that $P^0[T_0 = 0] = 1$ (let $t_1 = 0$ in the above definition), so that this probability is defined conditioned on the event that the first arrival occurs at a reference time i.e. at 0.

Consider a measurable function $f : \mathbb{R} \times \mathcal{K} \rightarrow \mathbb{R}$, we have the Campbell-Mecke-Little formula:

$$E\left[\sum_{n \in \mathbb{Z}} f(T_n, W_n)\right] = \lambda \int_{\mathbb{R} \times \mathcal{K}} f(t, w) dt P^0[W_0 \in dw]. \quad (54)$$

For $f(t, w) = 1_{[t_1, t_2) \times K}(t, w)$, (54) is a reformulation of the definition (53). By linearity, (54) also holds for a simple function i.e a linear combination of indicator functions. Finally, (54) can be extended to all measurable functions by a monotone class argument.

Little's law

Little's law is a special case of (54). Consider a queueing system with T_n the arrival time of the n -th user and W_n the time he stays in the system. The n -th user exits the system at time $T_n + W_n$. With $\mathcal{K} = \mathbb{R}$ and choosing $f(t, w) = 1_{(-\infty, 0] \times [0, +\infty)}(t, t + w)$, equation (54) becomes:

$$E\left[\sum_{n \in \mathbb{Z}} 1_{(-\infty, 0] \times [0, +\infty)}(T_n, T_n + W_n)\right] = \lambda \int_{\mathcal{K}} w P^0[W_0 \in dw] = \lambda E^0[W_0]. \quad (55)$$

It is noted that $1_{(-\infty,0] \times [0,+\infty)}(T_n, T_n + W_n) = 1$ means that the n -th user enters the system before time 0 (or at time 0), and that he leaves the system after time 0 (or at time 0). Namely, the n -th user is in the system at time 0. This is Little's law: the expected number of users present in the system at time 0 (or any other time by stationarity) equals the arrival rate multiplied by the time spent in the system by a typical user.

It is noted that (55) is valid *without* assuming ergodicity of the input process, only stationarity is required.

In this article, we apply Little's law to the users waiting to be served, *excluding the user currently receiving service*. This is also valid by applying the same reasoning as above and defining W_n to be the time the n -th customer waits until he starts receiving service.

Palm moments

The relation between Palm moments and stationary moments can be derived using again the equation (54). Consider now $f(t, w) = 1_{(-\infty,0] \times [0,+\infty)}(t, t + w)$, and $W_n = T_{n+1} - T_n$. Then (54) proves that:

$$1 = \lambda E^0[T_1 - T_0], \quad (56)$$

similarly, for $f(t, w) = w 1_{(-\infty,0] \times [0,+\infty)}(t, t + w)$, and $W_n = T_{n+1} - T_n$:

$$E[T_1 - T_0] = \frac{\lambda}{2} E^0[(T_1 - T_0)^2]. \quad (57)$$

Combining (56) and (57) gives the required relation between Palm moments and the stationary moments:

$$E[T_1 - T_0] = \frac{E^0[(T_1 - T_0)^2]}{2E^0[T_1 - T_0]}. \quad (58)$$

References

- [1] F. Baccelli and P. Brémaud. *Elements of Queueing Theory*. Applications of Mathematics, Springer-Verlag, 1991.
- [2] E. Altman, A. Khamisy and U. Yechiali. On Elevator Polling with Globally Gated Regime. *Queueing Systems, vol. 11, (special issue on "Polling Models", Eds. H. Takagi and O.J. Boxma)*, pp. 85-90, 1992.
- [3] M.S. Berger. *Nonlinearity and Functional Analysis*. Academic Press, New York, 1977.

- [4] W. Whitt. A review of $L = \lambda W$ and extensions. *Queueing Systems*, vol. 9, no. 3, pp. 235-268, 1991.
- [5] V. Sharma. Stability and continuity of polling systems. *Queueing systems*, vol. 16, no. 1, pp. 115-137, 1994.
- [6] A. Khamisy, E. Altman and M. Sidi. Polling systems with synchronization constraints. *Annals of Operations Research*, vol. 35, special issue on *Stochastic Modeling of Telecommunication Systems*, Eds. P. Nain and K.W. Ross, pp. 231-267, 1992.
- [7] O.J. Boxma. Workloads and waiting times in single-server systems with multiple user classes. *Queueing Systems*, vol. 5, 185-214, 1989.
- [8] M. Sidi, H. Levy and S.W. Fuhrmann. A queuing network with a single cyclically roving server. *Queueing Systems*, vol. 11, (special issue on *Polling Models* Eds. H. Takagi and O.J. Boxma), pp.121-144, 1992.
- [9] O.J. Boxma, H. Levy and U. Yechiali. Cyclic reservation schemes for efficient operation of multiple-queue single-server systems. *Annals of Operations Research*, vol. 35, pp. 187-208, 1992.
- [10] O.J. Boxma, J. Bruin and B. Fralix. Sojourn times in polling systems with various service disciplines. *Performance Evaluation*, vol. 66, no. 11, pp. 621-639, 2009.
- [11] O.J. Boxma and W.P. Groenendijk. Pseudo-conservation laws in cyclic-service systems. *Journal of Applied Probability*, vol. 24, no. 4, pp. 949-964, 1987.
- [12] H. Takagi. Analysis of polling systems. *The MIT Press*, 1986.
- [13] E. Altman, P. Konstantopoulos and Z. Liu. Stability, monotonicity and invariant quantities in general polling systems. *Queueing Systems*, vol. 11, no. 1-2, pp. 35-57, 1992.
- [14] J.E.G. Coffman and E. Gilbert. A continuous polling system with constant service times. *IEEE Trans. Inform. Theory*, vol. 32, pp. 584-591, 1986.
- [15] J.E.G. Coffman and E. Gilbert. Polling and greedy servers on the line. *Queueing Systems*, vol. 2, pp. 115-145, 1987.
- [16] I. Eliazar. The snowblower problem. *Queueing Systems*, vol. 45, pp. 357-380, 2003.

- [17] I. Eliazar. From polling to snowplowing. *Queueing Systems*, vol. 51, no. 1-2, pp. 115-133, 2005.
- [18] S. Fuhrmann and R. Cooper. Applications of the decomposition principle in M/G/1 vacation models to two continuum cyclic queueing models. *AT&T Technical Journal*, vol. 64, pp. 1091-1098, 1985.
- [19] D. Kroese and V. Schmidt. Queueing systems on the circle. *Z. Oper. Res.*, vol. 37, no. 3, pp. 303-331, 1993.
- [20] D. Kroese and V. Schmidt. Single-server queues with spatially distributed arrivals. *Queueing Systems*, vol. 17, pp. 317-345, 1994.
- [21] D. Kroese and V. Schmidt. Light-traffic analysis for queues with spatially distributed arrivals. *Math. Oper. Research*, vol. 21, pp. 135-157, 1996.
- [22] D. Kroese and V. Schmidt. A continuous polling system with general service times. *The Annals of Applied Probability*, vol. 2, no. 4, pp. 906-927, 1992.
- [23] L. Georgiadis and W. Szpankowski. Stability of token passing ring. *Queueing Systems*, vol. 11, no. 1-2, pp. 7-33, 1992.
- [24] V. Kavitha. Continuous polling with rerouting and applications to ferry assisted wireless LANs. *Proc. of ValueTools*, 2011.
- [25] V. Kavitha and E. Altman. Continuous polling models and application to Ferry assisted WLAN. *Annals of Operations Research*, vol. 198, no. 1, pp. 185-218, 2012.
- [26] E. Altman and H. Levy. Queueing in space. *Advances of Applied Probability*, vol. 11, no. 1-2, pp. 35-57, 1994.
- [27] M.M.B. Tariq, M. Ammar, and E. Zegura. Message ferry route design for sparse ad hoc networks with mobile nodes. *Proc. of ACM MobiHoc*, pp. 37-48, 2006.
- [28] S. Yousefi, E. Altman, R. El-Azouzi and M. Fathy. Connectivity in vehicular ad hoc networks in presence of wireless mobile base-stations. *Proc. of ITST*, 2007.
- [29] Y. Shi and Y.T. Hou. Theoretical results on base station movement problem for sensor network. *Proc. of IEEE INFOCOM*, 2008.

- [30] V. Kavitha and E. Altman. Queueing in space: design of message ferry routes. *Proc. of ITC 21*, 2009.
- [31] W. Saad, Z. Han, T. Başar, M. Debbah and A. Hjørungnes. A Selfish Approach to Coalition Formation among Unmanned Air Vehicles in Wireless Networks. *Proc. of Gamenets*, pp.259-267, 2009.
- [32] V. Kavitha and E. Altman. Analysis and design of message ferry routes in sensor networks using polling models. *Proc. of WiOpt*, pp. 247-255, 2010.
- [33] Umassdieselnet. <http://prisms.cs.umass.edu/diesel>.
- [34] J. Jacod and P. Protter. *Probability Essentials*. Berlin, Springer 2000.

Appendix D: Notations index

We recall the notations used in this article. Not all notations used in the proofs is listed for clarity. The notations specific to the Ferry WLAN and waste collector of Sections 3 and 4 are listed separately. Quantities which are random are denoted r.v (random variable).

General	
$E[.]$	mathematical expectation
$E^0[.]$	Palm expectation
$E_R[.]$	expectation with respect to random variable R
$Prob(.)$	probability
$\mathcal{U}(.)$	uniform distribution
\mathcal{C}	circle on which the server moves
α	server speed
λ	arrival rate of external users
$N < +\infty$	maximal number of reroutings
$0 \leq j \leq N$	index for re-routings, 0-th rerouting denotes an external arrival
ϵ_j	probability of being re-routed after receiving the $j - 1$ -th service
$\hat{\epsilon}_j$	probability of going through j re-routings
$\hat{\epsilon}_j^k := \prod_{i=j}^k \epsilon_i$	probability of going through k -reroutings conditional to having gone through j reroutings.
Arrival locations	
$Q_j \in \mathcal{C}$	location of arrival for the j -th rerouting (r.v)
$q \in \mathcal{C}$	index for the position of arrival
$P_{Q_j}(dq)$	probability distribution of Q_j
M_j	number of atoms of P_{Q_j}
$q_{j,i} \in \mathcal{C}, 1 \leq i \leq M_j$	location of the i -th atom of P_{Q_j}
$p_{j,i} \in \mathcal{C}, 1 \leq i \leq M_j$	measure of the i -th atom of P_{Q_j}
$f_{Q_j}(q) dq$	non-atomic part of P_{Q_j}
Service times	
B_{Q_j}	service time after the j -th rerouting (r.v)
$\bar{b}_j, \bar{b}_j^{(2)}$	first and second moment of B_{Q_j}
$b_j(q), b_j^{(2)}(q)$	first and second moment of B_{Q_j} , conditioned on $Q_j = q$
$\bar{\pi}_b^{(2)} > 0$	threshold on the second moments of the service times
Virtual workload	
V	expected stationary virtual workload
V_{rrt}	V with rerouting
V_{rrt}^{sym}	V_{rrt} under symmetric conditions (see 2.2)
V_g	V with gated service
V_{gg}	V with globally gated service
V_g^{sym}	V_g under symmetric conditions

Discretization	
$\sigma \in \mathbb{N}$	number of discretization levels
$\delta^\sigma(q) \in \mathcal{C}$	point where the server serves customers waiting at q in the discretized system
$\delta^\infty(q)$	identity map
V_{rrt}^σ	V_{rrt} for the discretized system
Ferry WLAN (specific to Section 3)	
$\Delta = [-D_1, D_1] \times [-D_2, D_2]$	area in which the ferry moves
$D_1 > 0$	half-length of Δ
$D_2 > 0$	half-breadth of Δ
\mathcal{C}_{d_1, d_2}	ferry path determined by distances (d_1, d_2) from the edges of Δ
\mathcal{C}_d	$\mathcal{C}_{d,d}$
$x \in \Delta$	location of a user
B	service time of users (r.v)
$B(x)$	service time of users located at x (r.v)
$\bar{b}, \bar{b}^{(2)}$	first and second moment of B
$q(x) \in \mathcal{C}$	point of the ferry path at which the ferry serves users located at x
$b(q), b^{(2)}(q)$	first and second moment of B for users located at x , with $q = q(x)$
d	parameter of the ferry path
$V_{f wlan}(d)$	V for the ferry WLAN for d
$V_{f wlan}^{hybrid}$	V for the ferry WLAN and hybrid service
d^*	value of d optimizing $V_{f wlan}$
d_b^*	value of d optimizing \bar{b}
d, u	subscript for downlink/uplink
$I(q) \subset \Delta$	points of Δ served when the ferry is at q
$\eta > 0$	number of bytes downloaded by a user
$X, Y \in \Delta$	positions of sources and destinations (random variables (r.vs))
P_X, P_Y	probability distributions of X, Y
Ψ	arrival measure of requests on the ferry path
E_Ψ	expectation with respect to Ψ
$q_i \in \mathcal{C}, 0 \leq i \leq 3$	location of the i -th atom of Ψ
$p_i \in [0, 1], 0 \leq i \leq 3$	measure of the i -th atom of Ψ
$f_\psi(q)dq$	non-atomic part of Ψ
ϑ_P	transmit power
β	path-loss exponent
$\kappa(d)$	achievable data rate at distance d from the ferry

Waste collector	(specific to Section 4)
p	time needed for picking up the goods
d	time needed for discarding the goods
f_Q	arrival measure
x_d	point where goods are discarded
V_{WC}	V for waste collector
x_d^*	value of x_d optimizing V_{WC}