

Strip Planarity Testing of Embedded Planar Graphs

Patrizio Angelini¹, Giordano Da Lozzo¹, Giuseppe Di Battista¹, Fabrizio Frati²

¹ Dipartimento di Ingegneria, Roma Tre University, Italy
 {angelini, dalozzo, gdb}@dia.uniroma3.it

² School of Information Technologies, The University of Sydney, Australia
 brillo@it.usyd.edu.au

Abstract. In this paper we introduce and study the *strip planarity testing* problem, which takes as an input a planar graph $G(V, E)$ and a function $\gamma : V \rightarrow \{1, 2, \dots, k\}$ and asks whether a planar drawing of G exists such that each edge is monotone in the y -direction and, for any $u, v \in V$ with $\gamma(u) < \gamma(v)$, it holds $y(u) < y(v)$. The problem has strong relationships with some of the most deeply studied variants of the planarity testing problem, such as *clustered planarity*, *upward planarity*, and *level planarity*. We show that the problem is polynomial-time solvable if G has a fixed planar embedding.

1 Introduction

Testing the planarity of a given graph is one of the oldest and most deeply investigated problems in algorithmic graph theory. A celebrated result of Hopcroft and Tarjan [20] states that the planarity testing problem is solvable in linear time.

A number of interesting variants of the planarity testing problem have been considered in the literature [25]. Such variants mainly focus on testing, for a given planar graph G , the existence of a planar drawing of G satisfying certain *constraints*. For example the *partial embedding planarity* problem [1,22] asks whether a plane drawing \mathcal{G} of a given planar graph G exists in which the drawing of a subgraph H of G in \mathcal{G} coincides with a given drawing \mathcal{H} of H . *Clustered planarity testing* [10,23], *upward planarity testing* [4,16,21], *level planarity testing* [24], *embedding constraints planarity testing* [17], *radial level planarity testing* [3], and *clustered level planarity testing* [14] are further examples of problems falling in this category.

In this paper we introduce and study the *strip planarity testing* problem, which is defined as follows. The input of the problem consists of a planar graph $G(V, E)$ and of a function $\gamma : V \rightarrow \{1, 2, \dots, k\}$. The problem asks whether a *strip planar* drawing of (G, γ) exists, i.e. a planar drawing of G such that each edge is monotone in the y -direction and, for any $u, v \in V$ with $\gamma(u) < \gamma(v)$, it holds $y(u) < y(v)$. The name “strip” planarity comes from the fact that, if a strip planar drawing Γ of (G, γ) exists, then k disjoint horizontal strips $\gamma_1, \gamma_2, \dots, \gamma_k$ can be drawn in Γ so that γ_i lies below γ_{i+1} , for $1 \leq i \leq k-1$, and so that γ_i contains a vertex x of G if and only if $\gamma(x) = i$, for $1 \leq i \leq k$. It is not difficult to argue that strips $\gamma_1, \gamma_2, \dots, \gamma_k$ can be given as part of the input, and the problem is to decide whether G can be planarly drawn so that each edge is monotone in the y -direction and each vertex x of G with $\gamma(x) = i$ lies in the strip γ_i . That is, arbitrarily predetermining the placement of the strips does not alter the possibility of constructing a strip planar drawing of (G, γ) .

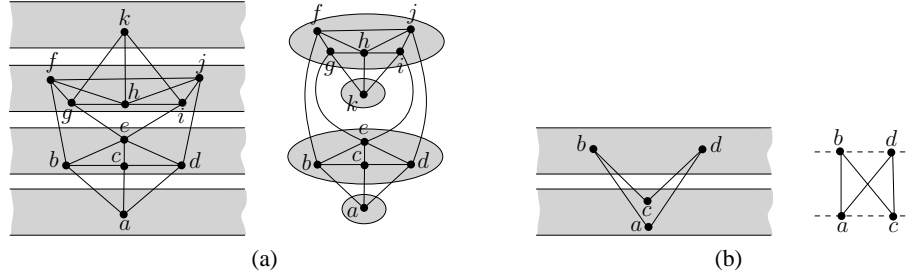


Fig. 1. (a) A negative instance (G, γ) of the strip planarity testing problem whose associated clustered graph $C(G, T)$ is c -planar. (b) A positive instance (G, γ) of the strip planarity testing problem that is not level planar.

Before presenting our result, we discuss the strong relationships of the strip planarity testing problem with three famous graph drawing problems.

Strip planarity and clustered planarity. The *c-planarity testing* problem takes as an input a *clustered graph* $C(G, T)$, that is a planar graph G together with a rooted tree T , whose leaves are the vertices of G . Each internal node μ of T is called *cluster* and is associated with the set V_μ of vertices of G in the subtree of T rooted at μ . The problem asks whether a *c-planar drawing* exists, that is a planar drawing of G together with a drawing of each cluster $\mu \in T$ as a simple closed region R_μ so that: (i) if $v \in V_\mu$, then $v \in R_\mu$; (ii) if $V_\nu \subset V_\mu$, then $R_\nu \subset R_\mu$; (iii) if $V_\nu \cap V_\mu = \emptyset$, then $R_\nu \cap R_\mu = \emptyset$; and (iv) each edge of G intersects the border of R_μ at most once. Determining the time complexity of testing the c -planarity of a given clustered graph is a long-standing open problem. See [10,23] for two recent papers on the topic. An instance (G, γ) of the strip planarity testing problem naturally defines a clustered graph $C(G, T)$, where T consists of a root having k children μ_1, \dots, μ_k and, for every $1 \leq j \leq k$, cluster μ_j contains every vertex x of G such that $\gamma(x) = j$. The c -planarity of $C(G, T)$ is a necessary condition for the strip planarity of (G, γ) , since suitably bounding the strips in a strip planar drawing of (G, γ) provides a c -planar drawing of $C(G, T)$. However, the c -planarity of $C(G, T)$ is not sufficient for the strip planarity of (G, γ) (see Fig. 1(a)). It turns out that strip planarity testing *coincides* with a special case of a problem opened by Cortese et al. [8,9] and related to c -planarity testing. The problem asks whether a graph G can be planarly embedded “inside” an host graph H , which can be thought as having “fat” vertices and edges, with each vertex and edge of G drawn inside a prescribed vertex and a prescribed edge of H , respectively. It is easy to see that the strip planarity testing problem coincides with this problem in the case in which H is a path.

Strip planarity and level planarity. The *level planarity testing* problem takes as an input a planar graph $G(V, E)$ and a function $\gamma : V \rightarrow \{1, 2, \dots, k\}$ and asks whether a planar drawing of G exists such that each edge is monotone in the y -direction and each vertex $u \in V$ is drawn on the horizontal line $y = \gamma(u)$. The level planarity testing (and embedding) problem is known to be solvable in linear time [24], although a sequence of incomplete characterizations by forbidden subgraphs [15,18] (see also [13]) has revealed that the problem is not yet fully understood. The similarity of the level planarity testing problem with the strip planarity testing problem is evident: They have

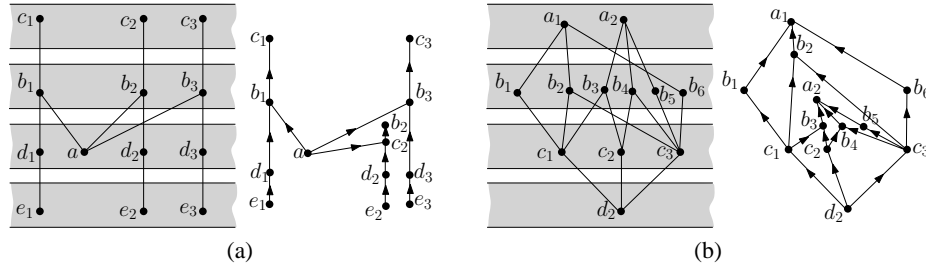


Fig. 2. Two negative instances (G_1, γ_1) (a) and (G_2, γ_2) (b) whose associated directed graphs are upward planar, where G_1 is a tree and G_2 is a subdivision of a triconnected plane graph.

the same input, they both require planar drawings with y -monotone edges, and they both constrain the vertices to lie in specific regions of the plane; they only differ for the fact that such regions are horizontal lines in one case, and horizontal strips in the other one. Clearly the level planarity of an instance (G, γ) is a sufficient condition for the strip planarity of (G, γ) , as a level planar drawing is also a strip planar drawing. However, it is easy to construct instances (G, γ) that are strip planar and yet not level planar, even if we require that the instances are *strict*, i.e., no edge (u, v) is such that $\gamma(u) = \gamma(v)$. See Fig. 1(b). Also, the approach of [24] seems to be not applicable to test the strip planarity of a graph. Namely, Jünger et al. [24] visit the instance (G, γ) one level at a time, representing with a PQ-tree [6] the possible orderings of the vertices in level i that are consistent with a level planar embedding of the subgraph of G induced by levels $\{1, 2, \dots, i\}$. However, when visiting an instance (G, γ) of the strip planarity testing problem one strip at a time, PQ-trees seem to be not powerful enough to represent the possible orderings of the vertices in strip i that are consistent with a strip planar embedding of the subgraph of G induced by strips $\{1, 2, \dots, i\}$.

Strip planarity and upward planarity. The *upward planarity testing* problem asks whether a given directed graph \vec{G} admits an *upward planar drawing*, i.e., a drawing which is planar and such that each edge is represented by a curve monotonically increasing in the y -direction, according to its orientation. Testing the upward planarity of a directed graph \vec{G} is an \mathcal{NP} -hard problem [16], however it is polynomial-time solvable, e.g., if \vec{G} has a fixed embedding [4], or if it has a single-source [21]. A strict instance (G, γ) of the strip planarity testing problem naturally defines a directed graph \vec{G} , by directing an edge (u, v) of G from u to v if $\gamma(u) < \gamma(v)$. It is easy to argue that the upward planarity of \vec{G} is a necessary and not sufficient condition for the strip planarity of (G, γ) (see Figs 2(a) and 2(b)). Roughly speaking, in an upward planar drawing different parts of the graph are free to “nest” one into the other, while in a strip planar drawing, such a nesting is only allowed if coherent with the strip assignment.

In this paper, we show that the strip planarity testing problem is polynomial-time solvable for planar graphs with a fixed planar embedding. Our approach consists of performing a sequence of modifications to the input instance (G, γ) (such modifications consist mainly of insertions of graphs inside the faces of G) that ensure that the instance satisfies progressively stronger constraints while not altering its strip planarity.

Eventually, the strip planarity of (G, γ) becomes equivalent to the upward planarity of its associated directed graph, which can be tested in polynomial time.

The rest of the paper is organized as follows. In Section 2 we present some preliminaries; in Section 3 we prove our result; finally, in Section 4 we conclude and present open problems. Because of space limitations, the proofs are sketched or omitted.

2 Preliminaries

In this section we present some definitions and preliminaries.

A *drawing* of a graph is a mapping of each vertex to a distinct point of the plane and of each edge to a Jordan curve between the endpoints of the edge. A *planar drawing* is such that no two edges intersect except, possibly, at common endpoints. A planar drawing of a graph determines a circular ordering of the edges incident to each vertex. Two drawings of the same graph are *equivalent* if they determine the same circular orderings around each vertex. A *planar embedding* (or *combinatorial embedding*) is an equivalence class of planar drawings. A planar drawing partitions the plane into topologically connected regions, called *faces*. The unbounded face is the *outer face*. Two planar drawings with the same combinatorial embedding have the same faces. However, such drawings could still differ for their outer faces. A *plane embedding* of a graph G is a planar embedding of G together with a choice for its outer face.

In this paper we will show how to test in polynomial time whether a graph with a prescribed *plane* embedding is strip planar. Since a graph with a fixed combinatorial embedding has $O(n)$ choices for the outer face, this implies that testing the strip planarity of a graph with a prescribed *combinatorial* embedding is also a polynomial-time solvable problem. In the remainder of the paper, we will assume all the considered graphs to have a prescribed plane embedding, even when not explicitly mentioned.

For the sake of simplicity of description, in the following we assume that the considered plane graphs are *2-connected*, unless otherwise specified. We will sketch in the conclusions how to extend our results to simply-connected and even non-connected plane graphs. We now define some concepts related to strip planarity.

An instance (G, γ) of the strip planarity testing problem is *strict* if it contains no intra-strip edge, where an edge (u, v) is *intra-strip* if $\gamma(u) = \gamma(v)$. An instance (G, γ) of strip planarity is *proper* if, for every edge (u, v) of G , it holds $\gamma(v) - 1 \leq \gamma(u) \leq \gamma(v) + 1$. Given any non-proper instance of strip planarity, one can replace every edge (u, v) such that $\gamma(u) = \gamma(v) + j$, for some $j \geq 2$, with a path $(v = u_1, u_2, \dots, u_{j+1} = u)$ such that $\gamma(u_{i+1}) = \gamma(u_i) + 1$, for every $1 \leq i \leq j$, thus obtaining a proper instance (G', γ') of the strip planarity testing problem. It is easy to argue that (G, γ) is strip planar if and only if (G', γ') is strip planar. In the following, we will assume all the considered instances of the strip planarity testing problem to be proper, even when not explicitly mentioned.

Let (G, γ) be an instance of the strip planarity testing problem. A path (u_1, \dots, u_j) in G is *monotone* if $\gamma(u_i) = \gamma(u_{i-1}) + 1$, for every $2 \leq i \leq j$. For any face f in G , we denote by C_f the simple cycle delimiting the border of f . Let f be a face of G , let u be a vertex incident to f , and let v and z be the two neighbors of u on C_f . We say that u is a *local minimum* for f if $\gamma(v) = \gamma(z) = \gamma(u) + 1$, and it is a *local maximum* for f if $\gamma(v) = \gamma(z) = \gamma(u) - 1$. Also, we say that u is a *global minimum* for f (a *global*

maximum for f) if $\gamma(w) \geq \gamma(u)$ (resp. $\gamma(w) \leq \gamma(u)$), for every vertex w incident to f . A global minimum u_m and a global maximum u_M for a face f are *consecutive* in f if no global minimum and no global maximum exists in one of the two paths connecting u_m and u_M in C_f . A local minimum u_m and a local maximum u_M for a face f are *visible* if one of the paths P connecting u_m and u_M in C_f is such that, for every vertex u of P , it holds $\gamma(u_m) < \gamma(u) < \gamma(u_M)$.

Definition 1. An instance (G, γ) of the strip planarity problem is *quasi-jagged* if it is strict and if, for every face f of G and for any two visible local minimum u_m and local maximum u_M for f , one of the two paths connecting u_m and u_M in C_f is monotone.

Definition 2. An instance (G, γ) of the strip planarity problem is *jagged* if it is strict and if, for every face f of G , any local minimum for f is a global minimum for f , and every local maximum for f is a global maximum for f .

3 How To Test Strip Planarity

In this section we show an algorithm to test strip planarity.

3.1 From a General Instance to a Strict Instance

In this section we show how to reduce a general instance of the strip planarity testing problem to an equivalent strict instance.

Lemma 1. Let (G, γ) be an instance of the strip planarity testing problem. Then, there exists a polynomial-time algorithm that either constructs an equivalent strict instance (G^*, γ^*) or decides that (G, γ) is not strip planar.

Consider any intra-strip edge (u, v) in G , if it exists. We distinguish two cases.

In *Case 1*, (u, v) is an edge of a 3-cycle (u, v, z) that contains vertices in its interior in G . Observe that, $\gamma(u) - 1 \leq \gamma(z) \leq \gamma(u) + 1$. Denote by G' the plane subgraph of G induced by the vertices lying outside cycle (u, v, z) together with u, v , and z (this graph might coincide with cycle (u, v, z) if such a cycle delimits the outer face of G); also, denote by G'' the plane subgraph of G induced by the vertices lying inside cycle (u, v, z) together with u, v , and z . Also, let $\gamma'(x) = \gamma(x)$, for every vertex x in G' , and let $\gamma''(x) = \gamma(x)$, for every vertex x in G'' . We have the following:

Claim 1 (G, γ) is strip planar if and only if (G', γ') and (G'', γ'') are both strip planar.

Proof: The necessity of the conditions is trivial, given that G' and G'' are subgraphs of G , that $\gamma(x) = \gamma'(x)$, for every vertex x of G' , and that $\gamma(x) = \gamma''(x)$, for every vertex x of G'' .

The sufficiency of the conditions is easily proved as follows. Suppose that (G', γ') and (G'', γ'') admit strip planar drawings Γ' and Γ'' , respectively. Scale Γ'' so that it fits inside the drawing of cycle (u, v, z) in Γ' . If $\gamma''(z) = \gamma''(u)$, then suitably stretch the edges of G'' in Γ'' so that: (i) the drawing of cycle (u, v, z) in Γ'' coincides with the drawing of cycle (u, v, z) in Γ' and (ii) no two edges in Γ'' cross. Then, the drawing Γ obtained by gluing Γ' and Γ'' along cycle (u, v, z) is a strip planar drawing of (G, γ) . If $\gamma''(z) = \gamma''(u) - 1$ (the case in which $\gamma''(z) = \gamma''(u) + 1$ is analogous), then suitably stretch the edges of G'' in Γ'' so that: (i) the drawing of cycle (u, v, z) in Γ'' coincides

with the drawing of cycle (u, v, z) in Γ' , (ii) no two edges in Γ'' cross, and (iii) each vertex x of G'' such that $\gamma''(x) = \gamma''(u)$ lies in the strip associated with $\gamma''(u)$ and each vertex x of G'' such that $\gamma''(x) = \gamma''(z)$ lies in the strip associated with $\gamma''(z)$. Then, the drawing Γ obtained by gluing Γ' and Γ'' along cycle (u, v, z) is a strip planar drawing of (G, γ) . \square

The strip planarity of (G'', γ'') can be tested in linear time as follows.

If $\gamma''(z) = \gamma''(u)$, then (G'', γ'') is strip planar if and only if $\gamma''(x) = \gamma''(u)$ for every vertex x of G'' (such a condition can clearly be tested in linear time). For the necessity, 3-cycle (u, v, z) is entirely drawn in $\gamma''(u)$, hence all the internal vertices of G'' have to be drawn inside $\gamma''(u)$ as well. For the sufficiency, G'' has a plane embedding by assumption, hence any planar y -monotone drawing (e.g. a straight-line drawing where no two vertices have the same y -coordinate) respecting such an embedding and contained in $\gamma''(u)$ is a strip planar drawing of (G'', γ'') .

If $\gamma''(z) = \gamma''(u) - 1$ (the case in which $\gamma''(z) = \gamma''(u) + 1$ is analogous), then we argue as follows: First, a clustered graph $C(G'', T)$ can be defined such that T consists of two clusters μ and ν , respectively containing every vertex x of G'' such that $\gamma''(x) = \gamma''(u) - 1$, and every vertex x of G'' such that $\gamma''(x) = \gamma''(u)$. We show that (G'', γ'') is strip planar if and only if $C(G'', T)$ is c -planar. For the necessity, it suffices to observe that a strip planar drawing of (G'', γ'') is also a c -planar drawing of $C(G'', T)$. For the sufficiency, if $C(G'', T)$ admits a c -planar drawing, then it also admits a c -planar straight-line drawing $\Gamma(C)$ in which the regions $R(\mu)$ and $R(\nu)$ representing μ and ν , respectively, are *convex* [2,12]. Assuming w.l.o.g. up to a rotation of $\Gamma(C)$ that $R(\mu)$ and $R(\nu)$ can be separated by a horizontal line, we have that disjoint horizontal strips can be drawn containing $R(\mu)$ and $R(\nu)$. Slightly perturbing the positions of the vertices so that no two of them have the same y -coordinate ensures that the edges are y -monotone, thus resulting in a strip planar drawing of (G'', γ'') . Finally, the c -planarity of a clustered graph containing two clusters can be decided in linear time, as independently proved by Biedl et al. [5] and by Hong and Nagamochi [19].

In *Case 2*, a 3-cycle (u, v, z) exists that contains no vertices in its interior in G . Then, *contract* (u, v) , that is, identify u and v to be the same vertex w , whose incident edges are all the edges incident to u and v , except for (u, v) ; the clockwise order of the edges incident to w is: All the edges that used to be incident to u in the same clockwise order starting at (u, v) , and then all the edges that used to be incident to v in the same clockwise order starting at (v, u) . Denote by G' the resulting graph. Since G is plane, G' is plane; since G contains no 3-cycle (u, v, z) that contains vertices in its interior, G' is simple. Let $\gamma'(x) = \gamma(x)$, for every vertex $x \neq u, v$ in G , and let $\gamma'(w) = \gamma(u)$. We have the following.

Claim 2 (G', γ') is strip planar if and only if (G, γ) is strip planar.

Proof: For the necessity, consider any strip planar drawing Γ of (G, γ) (see Fig. 3(a)). Denote by p_1, p_2, \dots, p_h and by q_1, q_2, \dots, q_l the left-to-right order of the intersection points of the edges of G with the lines delimiting strip $\gamma(u)$ from the top and from the bottom, respectively. Insert dummy vertices at points p_1, p_2, \dots, p_h and q_1, q_2, \dots, q_l . Each of such vertices splits an edge of G into two dummy edges, one lying inside $\gamma(u)$ and one not. Insert dummy edges (p_1, q_1) , (p_h, q_l) , (p_i, p_{i+1}) , for $1 \leq i \leq h - 1$, and (q_i, q_{i+1}) , for $1 \leq i \leq l - 1$, in $\gamma(u)$.

Contract edge (u, v) into a single vertex w . Such a contraction does not introduce multiple edges, given that no separating 3-cycle (u, v, x) exists in G , by assumption. Triangulate the internal faces of the resulting plane graph by inserting dummy vertices and edges, in such a way that no edge connects two vertices p_i and p_j with $j \geq i + 2$, and no edge connects two vertices q_i and q_j with $j \geq i + 2$ (see Fig. 3(b)). Denote by T_d the resulting internally-triangulated simple plane graph.

Construct a convex straight-line drawing of T_d in which vertices p_1, p_2, \dots, p_h and q_1, q_2, \dots, q_l have the same positions they have in Γ (see Fig. 3(c)). Such a drawing always exists [7]. Slightly perturb the positions of the vertices different from p_1, p_2, \dots, p_h and q_1, q_2, \dots, q_l , so that no two of them have the same y -coordinate. As a consequence, the edges of T_d different from (p_i, p_{i+1}) , for $1 \leq i \leq h - 1$, and (q_i, q_{i+1}) , for $1 \leq i \leq l - 1$, are y -monotone curves. Removing the inserted dummy vertices and edges results in a strip planar drawing of (G', γ') (see Fig. 3(d)).

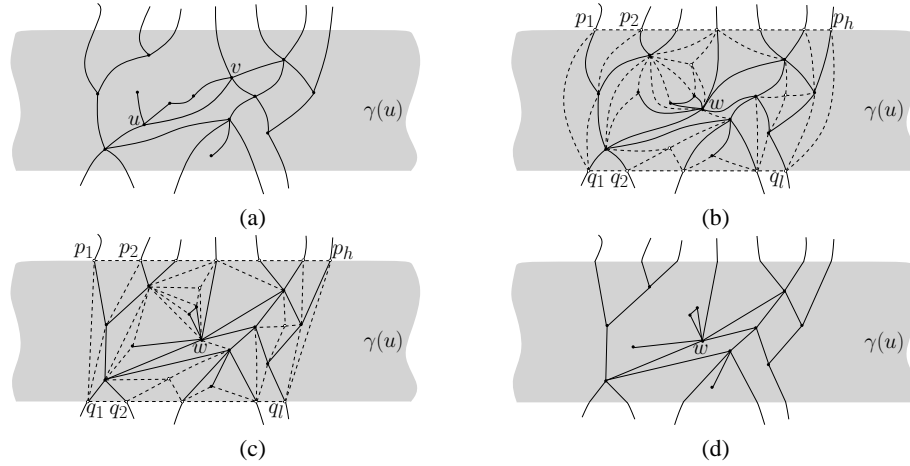


Fig. 3. (a) A strip planar drawing Γ of (G, γ) . (b) Modifications performed on the part of G inside $\gamma(u)$, resulting in an internally-triangulated simple plane graph T_d . (c) A convex straight-line drawing of T_d . (d) A strip planar drawing of (G', γ') .

For the sufficiency, consider any strip planar drawing Γ' of (G', γ') . Slightly perturb the positions of the vertices in Γ' , so that no two vertices have the same y -coordinate. Consider a disk D containing w , small enough so that it contains no vertex different from w , and it contains no part of an edge that is not incident to w (see Fig. 4(a)). Remove from the interior of D the parts of the edges incident to w that correspond to edges incident to v . The edges still incident to w partition D into regions D_1, D_2, \dots, D_l . At most one of such regions, say D_j , is used to contain edges incident to w corresponding to edges incident to v . In fact, all the edges incident to w corresponding to edges incident to v appear consecutively around w in G' (see Fig. 4(b)). Insert a y -monotone curve incident to w in D_j . Let v be the end-vertex of such a curve different from w .

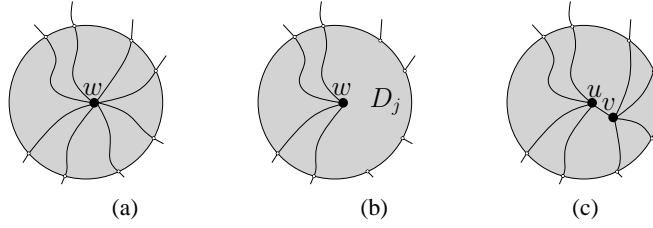


Fig. 4. (a) A disk D containing w . (b) Region D_j . (c) Drawing edge (u, v) and the edges incident to v inside D .

Rename w to u . Draw y -monotone curves connecting v with the intersection points of the border of D_j with the edges incident to w that used to lie inside D_j (see Fig. 4(c)). The resulting drawing is a strip planar drawing of (G, γ) . \square

Claims 1 and 2 imply Lemma 1. Namely, if (G, γ) has no intra-strip edge, there is nothing to prove. Otherwise, (G, γ) has an intra-strip edge (u, v) , hence either Case 1 or Case 2 applies. If Case 2 applies to (G, γ) , then an instance (G', γ') is obtained in linear time containing one less vertex than (G, γ) . By Claim 2, (G', γ') is equivalent to (G, γ) . Otherwise, Case 1 applies to (G, γ) . Then, either the non-strip planarity of (G, γ) is deduced (if (G'', γ'') is not strip planar), or an instance (G', γ') is obtained containing at least one less vertex than (G, γ) (if (G'', γ'') is strip planar). By Claim 1, (G', γ') is equivalent to (G, γ) . The repetition of such an argument either leads to conclude in polynomial time that (G, γ) is not strip planar, or leads to construct in polynomial time a strict instance (G^*, γ^*) of strip planarity equivalent to (G, γ) .

3.2 From a Strict Instance to a Quasi-Jagged Instance

In this section we show how to reduce a strict instance of the strip planarity testing problem to an equivalent quasi-jagged instance. Again, for the sake of simplicity of description, we assume that every considered instance (G, γ) is 2-connected.

Lemma 2. *Let (G, γ) be a strict instance of the strip planarity testing problem. Then, there exists a polynomial-time algorithm that constructs an equivalent quasi-jagged instance (G^*, γ^*) of the strip planarity testing problem.*

Consider any face f of G containing two visible local minimum and maximum u_m and u_M , respectively, such that no path connecting u_m and u_M in C_f is monotone. Insert a monotone path connecting u_m and u_M inside f . Denote by (G^+, γ^+) the resulting instance of the strip planarity testing problem. We have the following claim:

Claim 3 (G^+, γ^+) is strip planar if and only if (G, γ) is strip planar.

Proof: One direction of the equivalence is trivial, namely if (G^+, γ^+) is strip planar, then (G, γ) is strip planar, since G is a subgraph of G^+ and $\gamma(v) = \gamma^+(v)$ for every vertex v in G .

We prove the other direction. Consider a strip planar drawing Γ of (G, γ) . Slightly perturb the positions of the vertices in Γ so that no two of them have the same y -coordinate. Denote by P and Q the two paths connecting u_m and u_M along C_f . Since

u_m and u_M are visible local minimum and maximum for f , it holds $\gamma(u_m) < \gamma(v) < \gamma(u_M)$ for every internal vertex v of P , or it holds $\gamma(u_m) < \gamma(v) < \gamma(u_M)$ for every internal vertex v of Q . Assume that $\gamma(u_m) < \gamma(v) < \gamma(u_M)$ holds for every internal vertex v of P , the other case being analogous. We also assume w.l.o.g. that face f is to the right of P when traversing such a path from u_m to u_M . We modify Γ , if necessary, while maintaining its strip planarity so that a y -monotone curve \mathcal{C} connecting u_m and u_M can be drawn inside f .

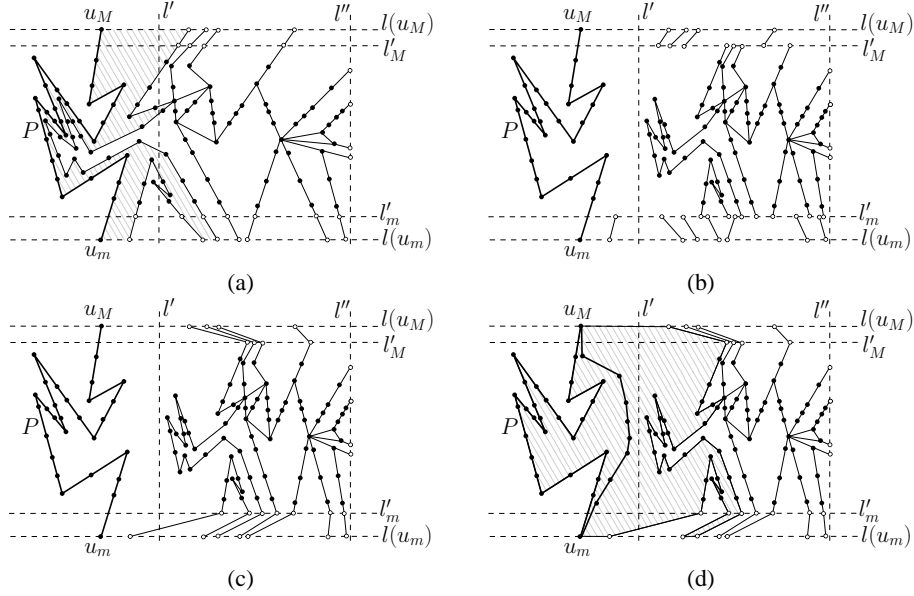


Fig. 5. (a) Drawing Γ inside region R . The part of face f inside R is colored gray. Path P is represented by a thick line. Intersection points of edges with lines l' , $l(u_m)$, $l(u_M)$, l'_m , and l'_M are represented by white circles. (b) Drawing Γ inside region R after the shrinkage. (c) Reconnecting parts of edges that have been disconnected by the shrinkage. (d) Drawing of a monotone path connecting u_m and u_M inside f .

We introduce some notation. Refer to Fig. 5(a). Let $l(u_m)$ and $l(u_M)$ be horizontal lines through u_m and u_M , respectively. Let l' and l'' be vertical lines entirely lying to the right of P , with l'' to the right of l' . Denote by D the distance between l' and l'' . Denote by R the bounded region of the plane delimited by P , by $l(u_m)$, by $l(u_M)$, and by l'' . Denote by y_M the maximum between the y -coordinates of the vertices in the interior of R and the y -coordinates of the internal vertices of P . Analogously, denote by y_m the minimum between the y -coordinates of the vertices in the interior of R and the y -coordinates of the internal vertices of P . Denote by y'_M and y'_m values such that $y_M < y'_M < y(u_M)$ and $y(u_m) < y'_m < y_m$. Let l'_m and l'_M be the horizontal lines $y = y'_m$ and $y = y'_M$, respectively. Finally, we define some regions inside R . Let R'

be the bounded region of the plane delimited by P , by l'_m , by l'_M , and by l' ; let R'' be the bounded region of the plane delimited by P , by l'_m , by l'_M , and by l'' ; let R''' be the bounded region of the plane delimited by l' , by l'_m , by l'_M , and by l'' ; let R_B be the bounded region of the plane delimited by P , by l'_m , by $l(u_m)$, and by l'' ; and let R_A be the bounded region of the plane delimited by P , by l'_M , by $l(u_M)$, and by l'' . We are going to modify Γ in such a way that no vertex and no part of an edge lies in the interior of R' . The part of Γ outside R is not modified in the process.

We perform an horizontal shrinkage of the part of Γ that lies in the interior of R'' (the vertices of P stay still). This is done in such a way that every intersection point of an edge with l'' keeps the same x -coordinate, and the distance between l'' and every point in the part of Γ that used to lie inside R'' becomes strictly smaller than D . See Fig. 5(b). Hence, the part of Γ that used to lie inside R'' is now entirely contained in R''' . However, some edges of G (namely those that used to intersect l'_m and l'_M) are now disconnected; e.g., if an edge of G used to intersect l'_m , now such an edge contains a line segment inside R''' , which has been shrunk, and a line segment inside R_B , whose drawing has not been modified by the shrinkage. However, by construction R_B does not contain any vertex in its interior. Hence, the line segments that lie in R_B form in Γ a planar y -monotone matching between a set A of points on l'_m and a set B of points on $l(u_m)$. As a consequence of the shrinkage, the position of the points in A has been modified, however their relative order on l'_m has not been modified. Thus, we can delete the line segments in R_B and reconnect the points in B with the new positions of the points in A on l'_m so that each edge is y -monotone and no two edges intersect. See Fig. 5(c). After performing an analogous modification in R_A , we obtain a planar y -monotone drawing Γ' of G in which no vertex and no part of an edge lies in the interior of R' . Since no vertex changed its y -coordinate and every edge is y -monotone, Γ' is a strip planar drawing of (G, γ) .

Finally, we draw a y -monotone curve \mathcal{C} connecting u_m and u_M . This is done as follows. See Fig. 5(d). Starting from u_m , follow path P , slightly to the right of it, until reaching line l'_m ; continue drawing \mathcal{C} as a y -monotone curve in the interior of R' intersecting l'_M in a point arbitrarily close to path P ; finally, follow path P until reaching u_M . Place each vertex x of the monotone path connecting u_m and u_M on \mathcal{C} at a suitable y -coordinate, so that x lies in the strip $\gamma(x)$. We thus obtained a strip planar drawing of (G^+, γ^+) , which concludes the proof. \square

Claim 3 implies Lemma 2, as proved in the following.

First, the repetition of the above described augmentation leads to a quasi-jagged instance (G^*, γ^*) . In fact, whenever the augmentation is performed, the number of triples (v_m, v_M, g) such that vertices v_m and v_M are visible local minimum and maximum for face g , respectively, and such that both paths connecting v_m and v_M along C_f are not monotone decreases by 1, thus eventually the number of such triples is zero, and the instance is quasi-jagged.

Second, (G^*, γ^*) can be constructed from (G, γ) in polynomial time. Namely, the number of pairs of visible local minima and maxima for a face g of G is polynomial in the number of vertices of g . Hence, the number of triples (v_m, v_M, g) such that vertices v_m and v_M are visible local minimum and maximum for face g , over all faces of G , is polynomial in n . Since a linear number of vertices are introduced in G whenever

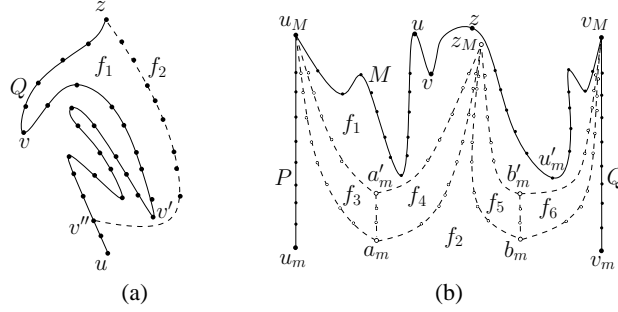


Fig. 6. Augmentation of (G, γ) inside a face f in: (a) Case 1 and (b) Case 2.

the augmentation described above is performed, it follows that the construction of (G^*, γ^*) from (G, γ) can be accomplished in polynomial time.

Third, (G^*, γ^*) is an instance of the strip planarity testing problem that is equivalent to (G, γ) . This directly comes from repeated applications of Claim 3.

3.3 From a Quasi-Jagged Instance to a Jagged Instance

In this section we show how to reduce a quasi-jagged instance of the strip planarity testing problem to an equivalent jagged instance. Again, for the sake of simplicity of description, we assume that every considered instance (G, γ) is 2-connected.

Lemma 3. *Let (G, γ) be a quasi-jagged instance of the strip planarity testing problem. Then, there exists a polynomial-time algorithm that constructs an equivalent jagged instance (G^*, γ^*) of the strip planarity testing problem.*

Consider any face f of G that contains some local minimum or maximum which is not a global minimum or maximum for f , respectively. Assume that f contains a local minimum v which is not a global minimum for f . The case in which f contains a local maximum which is not a global maximum for f can be discussed analogously. Denote by u (denote by z) the first global minimum or maximum for f that is encountered when walking along C_f starting at v while keeping f to the left (resp. to the right).

We distinguish two cases, namely the case in which u is a global minimum for f and z is a global maximum for f (Case 1), and the case in which u and z are both global maxima for f (Case 2). The case in which u is a global maximum for f and z is a global minimum for f , and the case in which u and z are both global minima for f can be discussed symmetrically.

In *Case 1*, denote by Q the path connecting u and z in C_f and containing v . Consider the internal vertex v' of Q that is a local minimum for f and that is such that $\gamma(v') = \min_{u'} \gamma(u')$ among all the internal vertices u' of Q that are local minima for f . Traverse Q starting from u , until a vertex v'' is found with $\gamma(v'') = \gamma(v')$. Notice that, the subpath of Q between u and v'' is monotone. Insert a monotone path connecting v'' and z inside f . See Fig. 6(a). Denote by (G^+, γ^+) the resulting instance of the strip planarity testing problem. We have the following claim:

Claim 4 Suppose that Case 1 is applied to a quasi-jagged instance (G, γ) to construct an instance (G^+, γ^+) . Then, (G^+, γ^+) is strip planar if and only if (G, γ) is strip planar. Also, (G^+, γ^+) is quasi-jagged.

Proof: We prove that (G^+, γ^+) is strip planar if and only if (G, γ) is strip planar.

One direction of the equivalence is trivial, namely if (G^+, γ^+) is strip planar, then (G, γ) is strip planar, since G is a subgraph of G^+ and $\gamma(x) = \gamma^+(x)$, for every vertex x in G .

We prove the other direction. Consider a strip planar drawing Γ of (G, γ) . Observe that, since u and z are consecutive global minimum and maximum for f , they are visible. Since Q is not monotone, by assumption, and since (G, γ) is quasi-jagged, it follows that the path P connecting u and z in C_f and not containing v is monotone. Hence, u and z are the only global minimum and maximum for f , respectively.

For every local minimum u' in Q such that $\gamma(u') = \gamma(v')$ (including v'), define $R(u')$ to be the bounded region delimited by the two edges incident to u' in Q , and by the horizontal line delimiting $\gamma(u')$ from the top; vertically shrink $R(u')$ and the part of Γ inside it so that the y -coordinate of u' is larger than the one of v'' . Observe that such a modification does not alter the strip planarity of Γ .

Next, we distinguish two cases.

In the first case, f is an internal face of G . See Fig. 7(a). We draw a y -monotone curve \mathcal{C} connecting v'' and z as follows. Draw a line segment of \mathcal{C} inside f starting at v'' and slightly increasing in the y -direction, until reaching path P . Then, follow such a path to reach z . Place each vertex x of the monotone path connecting v'' and z on \mathcal{C} at a suitable y -coordinate, so that x lies in the strip $\gamma(x)$.

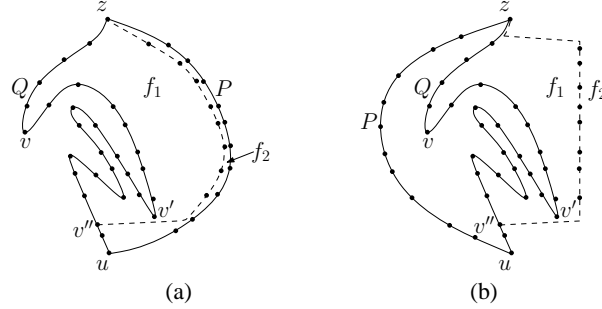


Fig. 7. Inserting a monotone path connecting v'' and z inside f if: (a) f is an internal face, and (b) f is the outer face.

In the second case, f is the outer face of G . See Fig. 7(b). Then, we draw a y -monotone curve \mathcal{C} connecting v'' and z as follows. Draw a line segment of \mathcal{C} inside f starting at v'' and slightly increasing in the y -direction, until reaching an x -coordinate which is larger than the maximum x -coordinate of any point of Γ . Then, continue drawing \mathcal{C} as a vertical line segment, until a point is reached whose y -coordinate is smaller than the y -coordinate of z and larger than the one of every vertex of Q different from

z (recall that z is the only global maximum for f). Then, continue drawing \mathcal{C} slightly increasing in the y -direction and decreasing in the x -direction, until the edge of Q incident to z is reached. Then, follow such an edge to reach z . Place each vertex x of the monotone path connecting v'' and z on \mathcal{C} at a suitable y -coordinate, so that x lies in the strip $\gamma(x)$.

It remains to prove that (G^+, γ^+) is quasi-jagged. Every face $g \neq f$ of G has not been altered by the augmentation inside f , hence, for any two visible local minimum u_m and local maximum u_M for g , one of the two paths connecting u_m and u_M in g is monotone. Denote by f_1 and f_2 the two faces into which f is split by the insertion of the monotone path connecting v'' and z , where f_1 is the face delimited by such a monotone path and by the subpath of Q between v'' and z . Face f_2 is delimited by two monotone paths, hence the only pair of visible local minimum and local maximum for f_2 is connected by a monotone path in C_{f_2} . Face f_1 , on the other hand, contains a local minimum that is not a local minimum for f , namely v'' . However, v'' is connected with z by a monotone path in C_{f_1} ; also, the existence of a local maximum u'' for f such that v'' and u'' are visible and are not connected by a monotone path in C_{f_1} would imply that u and u'' are a pair of visible local minimum and local maximum for f that is not connected by a monotone path in C_f , which contradicts the fact that (G, γ) is quasi-jagged. \square

In *Case 2*, denote by M a *maximal* path that is part of C_f , whose end-vertices are two global maxima u_M and v_M for f , that contains v in its interior, and that does not contain any global minimum in its interior. By the assumptions of *Case 2*, such a path exists. Assume, w.l.o.g., that face f is to the right of M when walking along M starting at u_M towards v_M . Possibly $u_M = u$ and/or $v_M = z$. Let u_m (v_m) be the global minimum for f such that u_m and u_M (resp. v_m and v_M) are consecutive global minimum and maximum for f . Possibly, $u_m = v_m$. Denote by P the path connecting u_m and u_M along C_f and not containing v . Also, denote by Q the path connecting v_m and v_M along C_f and not containing v . Since M contains a local minimum among its internal vertices, and since (G, γ) is quasi-jagged, it follows that P and Q are monotone.

Insert the plane graph $A(u_M, v_M, f)$ depicted by white circles and dashed lines in Fig. 6(b) inside f . Consider a local minimum $u'_m \in M$ for f such that $\gamma(u'_m) = \min_{v'_m} \gamma(v'_m)$ among the local minima v'_m for f in M . Set $\gamma(z_M) = \gamma(u_M)$, set $\gamma(a_m) = \gamma(b_m) = \gamma(u_m)$, and set $\gamma(a'_m) = \gamma(b'_m) = \gamma(u'_m)$. The dashed lines connecting a_m and u_M , connecting a'_m and u_M , connecting a_m and z_M , connecting a'_m and z_M , connecting b_m and z_M , connecting b'_m and z_M , connecting b_m and v_M , connecting b'_m and v_M , connecting a_m and a'_m , and connecting b_m and b'_m represent monotone paths. Denote by (G^+, γ^+) the resulting instance of the strip planarity testing problem. We have the following claim:

Claim 5 *Suppose that Case 2 is applied to a quasi-jagged instance (G, γ) to construct an instance (G^+, γ^+) . Then, (G^+, γ^+) is strip planar if and only if (G, γ) is strip planar. Also, (G^+, γ^+) is quasi-jagged.*

Proof: One direction of the equivalence is trivial, namely if (G^+, γ^+) is strip planar, then (G, γ) is strip planar, since G is a subgraph of G^+ and $\gamma(v) = \gamma^+(v)$ for every vertex v in G .

We prove the other direction. Consider a strip planar drawing Γ of (G, γ) . Slightly perturb the position of the vertices in Γ so that no two of them have the same y -coordinate. Since (G, γ) is quasi-jagged, the path P connecting u_m and u_M along C_f and not containing v_M is monotone, and the path Q connecting v_m and v_M along C_f and not containing u_M is monotone. We assume w.l.o.g. that face f is to the right of P when traversing such a path from u_m to u_M . Denote by l_M the line delimiting strip $\gamma(u_M)$ from below; also, denote by l_m the line delimiting strip $\gamma(u_m)$ from above.

The proof distinguishes two cases. In the first case (Case 2A), the intersection of P with l_M lies to the left of the intersection of Q with l_M . In the second case (Case 2B), the intersection of P with l_M lies to the right of the intersection of Q with l_M . Since P and Q are represented in Γ by y -monotone curves that do not intersect each other, in Case 2A the intersection of P with l_m lies to the left of the intersection of Q with l_m , while in Case 2B the intersection of P with l_m lies to the right of the intersection of Q with l_m . In both cases, we modify Γ , if necessary, while maintaining its strip planarity so that plane graph $A(u_M, v_M, f)$ can be planarly drawn in f with y -monotone edges.

We first discuss Case 2A.

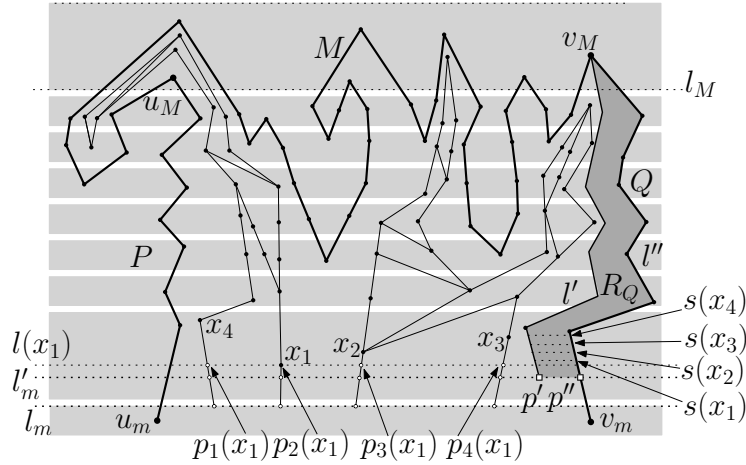


Fig. 8. Illustration for the proof of Claim 5.

We introduce some notation. Refer to Fig. 8. Denote by R the bounded region of the plane delimited by P , by M , by Q , and by l_m . Drawing Γ will be only modified in the interior of R . Denote by y_m the minimum between the y -coordinates of the vertices in the interior of R and the y -coordinates of the internal vertices of P , Q , and M . Let y'_m be a value such that $y(l_m) < y'_m < y_m$. Let l'_m be the horizontal line $y = y'_m$. Denote by R' the bounded region of the plane delimited by P , by M , by Q , and by l'_m . We define a closed bounded region R_Q of the plane inside R as follows. Region R_Q is delimited by two monotone curves l' and l'' from the left and from the right, respectively, where l'' is the part of Q delimited by v_M and by the intersection point

p'' of Q with l'_m , and where l' connects v_M with a point p' on l'_m , slightly to the left of l'' ; curves l' and l'' share no point other than v_M ; region R_Q contains no vertex and no part of an edge of G in its interior, that is, the interior of R_Q entirely belongs to f . Observe that a region R_Q with such properties always exists. The part of Γ that lies in the interior of R' will be redrawn so that it entirely lies in R_Q .

For each vertex x of G that lies in the interior of R , consider the horizontal line $l(x)$ through x . Let $p_1(x), p_2(x), \dots, p_{f(x)}(x)$ be the left-to-right order of the intersection points of edges of G with $l(x)$, where x is also a point $p_i(x)$ for some $1 \leq i \leq f(x)$. We draw a horizontal segment $s(x)$ inside R_Q , in such a way that: (i) $s(x)$ is contained in the strip $\gamma(x)$, (ii) $s(x)$ connects a point in l' with a point in l'' , and (iii) if vertices x_1 and x_2 inside R are such that $y(x_1) < y(x_2)$, then $s(x_1)$ lies below $s(x_2)$. For each vertex x of G that lies in the interior of R , insert points $p'_1(x), p'_2(x), \dots, p'_{f(x)}(x)$ in this left-to-right order on $s(x)$.

Also, let $p_1(l'_m), p_2(l'_m), \dots, p_{f(l'_m)}(l'_m)$ be the left-to-right order of the intersection points of edges of G with l'_m . Insert points $p'_1(l'_m), p'_2(l'_m), \dots, p'_{f(l'_m)}(l'_m)$ in this left-to-right order on segment $\overline{p'p''}$.

We now redraw in R_Q the vertices and edges that are inside R in Γ . Refer to Fig. 9.

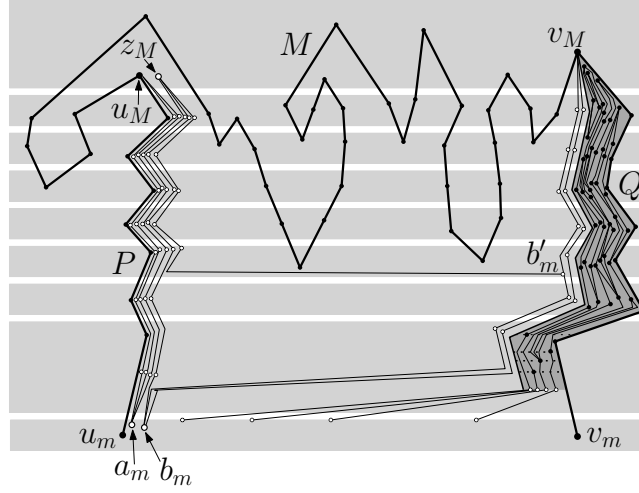


Fig. 9. Redrawing in R_Q the vertices and edges that are inside R in Γ . White circles and solid thin lines represent a drawing of $A(u_M, v_M, f)$.

For any line segment that is part of an edge of G and that connects two points $p_i(x_1)$ and $p_j(x_2)$, with $x_1 \neq x_2$, (or a point $p_i(l'_m)$ with a point $p_j(x)$) draw a line segment connecting $p'_i(x_1)$ and $p'_j(x_2)$ (resp. connecting $p'_i(l'_m)$ with $p'_j(x)$) inside R_Q . Observe that, if such a line segment exists, then $s(x_1)$ and $s(x_2)$ (resp. $\overline{pp'}$ and $s(x)$) are consecutive horizontal segments in R_Q . Further, the line segments connecting points on two consecutive line segments $s(x_1)$ and $s(x_2)$ (resp. $\overline{pp'}$ and $s(x)$) can be drawn as y -

monotone curves inside R_Q so that they do not cross each other, give that the relative order of the points $p'_i(x)$ on $s(x)$ preserves the order of the points $p_i(x)$ on $l(x)$, for every vertex x of G in the interior of R , and the relative order of the points $p'_i(l'_m)$ on $\overline{pp'}$ preserves the order of the points $p_i(l'_m)$ on l'_m .

For each edge e that has non-empty intersection with R , delete from Γ the part e_R of e inside R . If e used to intersect l'_m , denote by $p_i(l_m)$ and $p_i(l'_m)$ the intersection points of e with l_m and l'_m before e_R was removed. Draw a y -monotone curve connecting point $p'_i(l'_m)$ on $\overline{pp'}$ with point $p_i(l_m)$. Such curves can be drawn without introducing crossings, given that the relative order of the points $p'_i(l'_m)$ on $\overline{pp'}$ preserves the order of the points $p_i(l'_m)$ on l'_m .

We are now ready to draw $A(u_M, v_M, f)$. Draw the monotone path connecting v_M with b_m as a y -monotone curve \mathcal{C} as follows. Place b_m in $\gamma(b_m)$ arbitrarily close to P and to l_m ; follow P arbitrarily close to it until reaching l'_m ; then, continue \mathcal{C} with a line segment increasing in the x -direction and slightly increasing in the y -direction, until reaching l' ; then complete \mathcal{C} by following l' slightly to the left of it, until reaching v_M . The monotone paths connecting v_M with b'_m and connecting b_m with b'_m are arbitrarily close to the monotone path connecting v_M with b_m , slightly to the left of it; the y -coordinate of b'_m is smaller than the y -coordinate of every vertex of M . Draw the monotone path connecting b_m with z_M as a y -monotone curve arbitrarily close to P . Draw the monotone path connecting b'_m with z_M as a y -monotone curve \mathcal{C}' as follows. Start drawing \mathcal{C}' from b'_m with a line segment decreasing in the x -direction and slightly increasing in the y -direction, until reaching the monotone path connecting b_m and z_M ; then follow such a path, slightly to the right of it, until reaching z_M . The remaining monotone paths lie arbitrarily close to P , slightly to the right of it, and arbitrarily close to the monotone path connecting b_m and z_M , slightly to the left of it.

We now discuss Case 2B.

We introduce some notation. See Fig. 10. Denote by l'_t the horizontal line passing through the vertex w_M of M with largest y -coordinate, and denote by l_t an horizontal line in $\gamma(u_M)$ slightly above l_t , and close enough to l_t so that no vertex lies in the interior of the strip delimited by l_t and l'_t . Observe that all the vertices and edges of M , of P , and of Q are entirely below l'_t , except for vertex w_M . Let $s(w_M)$ be a vertical segment connecting w_M with l_t . Denote by l'_p and by l''_p vertical lines entirely to the right of M , P , and Q , with l'_p to the right of l'_p . Also, denote by l'_q and by l''_q vertical lines entirely to the left of M , P , and Q , with l'_q to the left of l'_q . Let R_A be the region delimited by l_t , by l'_t , by l'_p , and by l'_q . Denote by D_p and D_q the distance between l'_p and l''_p and the distance between l'_q and l''_q , respectively. Denote by R_p the bounded region of the plane delimited by l_m , by l'_p , by l_t , by P , by the part of M connecting u_M with w_M , and by $s(w_M)$. Also, denote by R_q the bounded region of the plane delimited by l_m , by l'_q , by l_t , by Q , by the part of M connecting v_M with w_M , and by $s(w_M)$. Drawing Γ will be only modified in the interior of $R_p \cup R_q$. In particular, the vertices of G and the intersection points of the edges of G with the lines delimiting $R_p \cup R_q$ will maintain the same position after the modification.

We define some regions inside R_p . Let R'_p be the bounded region of the plane delimited by l'_m , by l'_p , by l'_t , by P , and by the part of M connecting u_M with w_M ; let R''_p be the bounded region of the plane delimited by l'_m , by l''_p , by l'_t , by P , and by the part

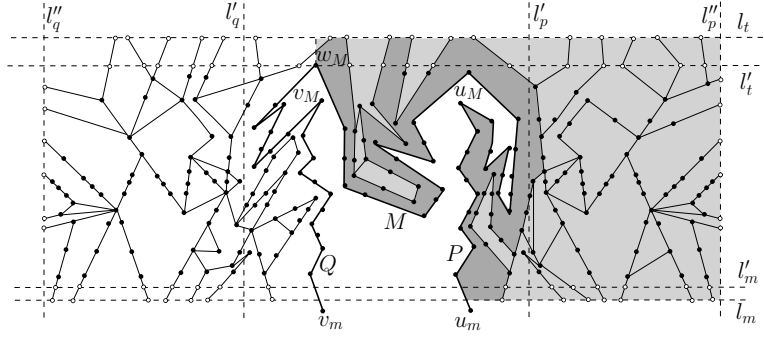


Fig. 10. Drawing Γ inside region $R_p \cup R_q$. Region R_p is colored light and dark gray. In particular, part of face f inside R_p is colored dark gray. Paths P , Q , and M are represented by thick lines. Intersection points of edges with lines l''_p , l''_q , l'_m , l'_t , l'_p , and l'_t are represented by white circles.

of M connecting u_M with w_M ; let R'''_p be the bounded region of the plane delimited by l'_m , by l''_p , by l'_p , and by l'_t ; finally, let $R_{B,p}$ be the bounded region of the plane delimited by l'_m , by l''_p , by P , and by l_m .

We analogously define some regions inside R_q . Let R'_q be the bounded region of the plane delimited by l'_m , by l'_q , by l'_t , by Q , and by the part of M connecting v_M with w_M ; let R''_q be the bounded region of the plane delimited by l'_m , by l''_q , by l'_t , by Q , and by the part of M connecting v_M with w_M ; let R'''_q be the bounded region of the plane delimited by l'_m , by l''_q , by l'_q , and by l'_t ; finally, let $R_{B,q}$ be the bounded region of the plane delimited by l'_m , by l''_q , by Q , and by l_m .

We are going to modify Γ in such a way that no vertex and no part of an edge lies in the interior of $R'_p \cup R'_q$. The part of Γ outside $R_p \cup R_q$ is not modified in the process. This modification is similar to the one performed for the proof of Claim 3. Refer to Fig. 11.

We perform an horizontal shrinkage of the part of Γ that lies inside R''_p (the vertices and edges of P and M stay still). This is done in such a way that every intersection point of an edge with l''_p keeps the same x -coordinate, and the distance between l''_p and every point in the part of Γ that used to lie inside R''_p becomes strictly smaller than D_p . Hence, the part of Γ that used to lie inside R''_p is now entirely contained in R'''_p , that is the interior of R'_p contains no vertex and no part of an edge. However, some edges of G (namely those that used to intersect l'_m and l'_t) are now disconnected; e.g., if an edge of G used to intersect l'_m , now such an edge contains a line segment inside R'''_p , which has been shrunk, and a line segment inside $R_{B,p}$, whose drawing has not been modified by the shrinkage. However, by construction $R_{B,p}$ does not contain any vertex in its interior. Hence, the line segments that lie in $R_{B,p}$ form in Γ a planar y -monotone matching between a set A_p of points on l'_m and a set B_p of points on $l(u_m)$. As a consequence of the shrinkage, the position of the points in A_p has been modified, however their relative order on l'_m has not been modified. Thus, we can delete the line

segments in $R_{B',p}$ and reconnect the points in B_p with the new positions of the points in A_p on l'_m so that each edge is y -monotone and no two edges intersect.

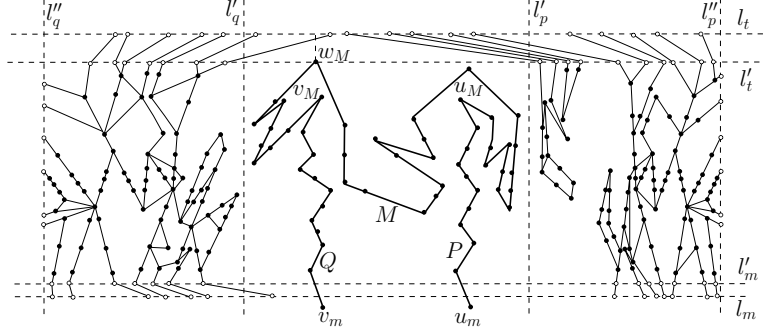


Fig. 11. Drawing Γ' of (G, γ) .

We also perform an horizontal shrinkage of the part of Γ that lies inside R''_q (the vertices and edges of Q and M stay still). This is done symmetrically to the shrinkage of the part of Γ that lies inside R''_p . As a consequence of such a shrinkage, R'_q contains no vertex and no part of an edge.

Finally, the line segments that lie in R_A form in Γ a planar y -monotone matching between a set A' of points on l'_t and a set B' of points on l_t . As a consequence of the shrinkage, the position of the points in A' has been modified, however their relative order on l'_t has not been modified. Thus, we can delete the line segments in R_A and reconnect the points in B' with the new positions of the points in A' on l'_t so that each edge is y -monotone and no two edges intersect.

We thus obtain a planar y -monotone drawing Γ' of G in which no vertex and no part of an edge lies in the interior of $R'_p \cup R'_q$. Since no vertex changed its y -coordinate and every edge is y -monotone, Γ' is a strip planar drawing of (G, γ) .

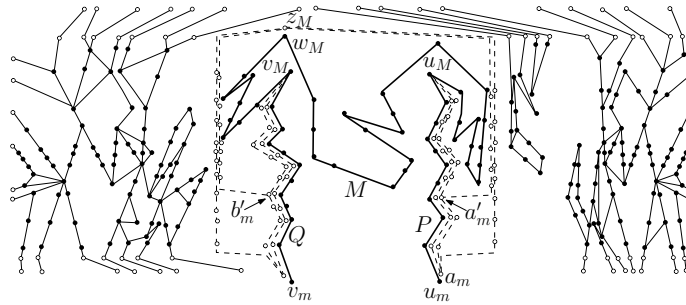


Fig. 12. Drawing $A(u_M, v_M, f)$ in Γ' .

We are now ready to draw $A(u_M, v_M, f)$. Refer to Fig. 12. Place a_m in point arbitrarily close to P , slightly to the right of it, and slightly below l_m . Draw the monotone path connecting u_M with a_m as a y -monotone curve arbitrarily close to P , and slightly to the right of it. Draw the monotone path connecting u_M with a'_m and the monotone path connecting a'_m with a_m as y -monotone curves arbitrarily close to the monotone path connecting u_M with a_m , slightly to the right of it, in such a way that a'_m has a y -coordinate smaller than the one of every vertex of P and M in $\gamma(a'_m)$. Draw the monotone path connecting a_m with z_M as a y -monotone curve \mathcal{C} as follows. Starting from a_m , follow the monotone path connecting a_m with a'_m , slightly to the right of it, until reaching l'_m . Continue drawing \mathcal{C} with a line segment increasing in the x -direction and slightly increasing in the y -direction. Just before reaching l'_p , stop increasing the x -coordinates along \mathcal{C} , and continue drawing \mathcal{C} as a vertical line segment, arbitrarily close to l'_p , slightly to the left of it, until reaching l'_t . Then, finish the drawing of \mathcal{C} with a line segment decreasing in the x -direction and slightly increasing in the y -direction, until reaching a point on $s(w_M)$ arbitrarily close to w_M , on which we place z_M . Draw the monotone path connecting a'_m with z_M as a y -monotone curve \mathcal{C}' as follows. Starting from a'_m , draw a line segment increasing in the x -direction and slightly increasing in the y -direction, until reaching the monotone path connecting a_m with z_M . Then, follow such a path, slightly to the left of it, until reaching z_M . Finally, the drawing of the monotone paths connecting v_M with b_m , connecting v_M with b'_m , connecting b_m with b'_m , connecting b_m with z_M , and connecting b'_m with z_M are constructed analogously.

This concludes the construction of a strip planar drawing of (G^+, γ^+) .

It remains to prove that (G^+, γ^+) is quasi-jagged. Every face $g \neq f$ of G has not been altered by the augmentation inside f , hence, for any two visible local minimum u_m and local maximum u_M for g , one of the two paths connecting u_m and u_M in G is monotone. Denote by f_1, f_2, \dots, f_6 the faces into which f is split by the insertion of $A(u_M, v_M, f)$ (see Fig. 6(b)).

Each of faces f_3, f_4, f_5 , and f_6 is delimited by two monotone paths, hence, for each $i = 3, \dots, 6$, the only pair of visible local minimum and local maximum for f_i is connected by a monotone path in C_{f_i} .

Face f_2 contains two local minima, namely a_m and b_m , and one local maximum, namely z_M , that are not incident to f . However, u_M and z_M are the only local maxima for f_2 that are visible with a_m ; also, a_m and b_m are the only local minima for f_2 that are visible with z_M ; further, z_M and v_M are the only local maxima for f_2 that are visible with b_m . For all such pairs of visible local minimum and maximum, there exists a monotone path in C_{f_2} connecting them. Finally, every pair of visible local minimum and maximum for f_2 which does not include a_m, z_M , or b_m is also a pair of visible local minimum and maximum for f , hence it is connected by the same monotone path in C_{f_2} as in C_f .

Analogously, each of vertices a'_m, z_M , and b'_m only participates in two pairs of visible local minimum and maximum for f_1 , where the second vertex of each pair is one between u_M, a'_m, z_M, b'_m , and v_M . For all such pairs, monotone paths in C_{f_1} exist by construction. Finally, every pair of visible local minimum and maximum for f_1 which does not include a'_m, z_M , or b'_m is also a pair of visible local minimum and maximum for f , hence it is connected by the same monotone path in C_{f_1} as in C_f . \square

Claims 4–5 imply Lemma 3, as proved in the following.

First, we prove that the repetition of the above described augmentation leads to a jagged instance (G^*, γ^*) of the strip planarity testing problem. For an instance (G, γ) and for a face g of G , denote by $n(g)$ the number of vertices that are local minima for g but not global minima for g , plus the number of vertices that are local maxima for g but not global maxima for g . Also, let $n(G) = \sum_g n(g)$, where the sum is over all faces g of G . We claim that, when one of the augmentations of Cases 1 and 2 is performed and instance (G, γ) is transformed into an instance (G^+, γ^+) , we have $n(G^+) \leq n(G) - 1$. The claim implies that eventually $n(G^*) = 0$, hence (G^*, γ^*) is jagged.

We prove the claim. When a face f of G is augmented as in Case 1 or in Case 2, for each face $g \neq f$ and for each vertex u incident to g , vertex u is a local minimum, a local maximum, a global minimum, or a global maximum for g in (G^+, γ^+) if and only if it is a local minimum, a local maximum, a global minimum, or a global maximum for g in (G, γ) , respectively. Hence, it suffices to prove that $\sum n(f_i) \leq n(f) - 1$, where the sum is over all the faces f_i that are created from the augmentation inside f .

Suppose that Case 1 is applied to insert a monotone path between vertices v'' and z inside f . Such an insertion splits f into two faces, which we denote by f_1 and f_2 , as in Fig. 6(a). Face f_2 is delimited by two monotone paths, hence $n(f_2) = 0$. Every vertex inserted into f is neither a local maximum nor a local minimum for f_1 . As a consequence, no vertex x exists such that x contributes to $n(f_1)$ and x does not contribute to $n(f)$. Further, vertex v' is a global minimum for f_1 , by construction, and it is a local minimum but not a global minimum for f . Hence, v' contributes to $n(f)$ and does not contribute to $n(f_1)$. It follows that $n(f_1) + n(f_2) \leq n(f) - 1$.

Suppose that Case 2 is applied to insert plane graph $A(u_M, v_M, f)$ inside face f . Such an insertion splits f into six faces, which are denoted by f_1, \dots, f_6 , as in Fig. 6(b). Every vertex of $A(u_M, v_M, f)$ incident to a face f_i , for some $1 \leq i \leq 6$, is either a global maximum for f_i , or a global minimum for f_i , or it is neither a local maximum nor a local minimum for f_i . As a consequence, no vertex x exists such that x contributes to some $n(f_i)$ and x does not contribute to $n(f)$. Further, for each vertex x that contributes to $n(f)$, there exists at most one face f_i such that x contributes to $n(f_i)$. Finally, vertex u'_m of M is a global minimum for f_1 , by construction, and it is a local minimum but not a global minimum for f . Hence, u'_m contributes to $n(f)$ and does not contribute to $n(f_i)$, for any $1 \leq i \leq 6$. It follows that $\sum_{i=1}^6 n(f_i) \leq n(f) - 1$.

Second, (G^*, γ^*) can be constructed from (G, γ) in polynomial time. Namely, the number of local minima (maxima) for a face f that are not global minima (maxima) for f is at most the number of vertices of f . Hence, the number of such minima and maxima over all the faces of G , which is equal to $n(G)$, is linear in n . Since a linear number of vertices are introduced in G whenever the augmentation described above is performed, and since the augmentation is performed at most $n(G)$ times, it follows that the construction of (G^*, γ^*) can be accomplished in polynomial time.

Third, (G^*, γ^*) is an instance of the strip planarity testing problem that is equivalent to (G, γ) . This directly comes from repeated applications of Claims 4 and 5.

3.4 Testing Strip Planarity for Jagged Instances

In this section we show how to test in polynomial time whether a jagged instance (G, γ) of the strip planarity testing problem is strip planar. Recall that the associated directed graph of (G, γ) is the directed plane graph \vec{G} obtained from (G, γ) by orienting each edge (u, v) in G from u to v if and only if $\gamma(v) = \gamma(u) + 1$. We have the following:

Lemma 4. *A jagged instance (G, γ) of the strip planarity testing problem is strip planar if and only if the associated directed graph \vec{G} of (G, γ) is upward planar.*

Proof: The necessity is trivial, given that a strip planar drawing of (G, γ) is also an upward planar drawing of \vec{G} , by definition.

We prove the sufficiency. A directed plane graph \vec{G} is called *plane st -digraph* if it has exactly one source s and one sink t such that s and t are both incident to the outer face of \vec{G} . Each face f of a plane st -digraph consists of two monotone paths called *left path* and *right path*, where the left path has f to the right when traversing it from its source to its sink.

Since \vec{G} is upward planar, \vec{G} can be augmented [11] to a plane st -digraph \vec{G}_{st} . Also, this can be done by adding only *dummy* edges (u, v) such that u and v are incident to the same face f , and u and v are either both sources or both sinks in C_f (when such a cycle is oriented according to \vec{G}). Note that, since (G, γ) is jagged, each dummy edge (u, v) is such that $\gamma(u) = \gamma(v)$.

We now compute the *directed dual* $\vec{G}_{s^*t^*}$ of \vec{G}_{st} . The vertices of $\vec{G}_{s^*t^*}$ are the faces of \vec{G}_{st} ; two special vertices s^* and t^* represent the outer face. There is an edge (f, g) in $\vec{G}_{s^*t^*}$ if face f shares an edge $(u, v) \neq (s, t)$ with face g , and face f is on the left side of (u, v) when such an edge is traversed from u to v . Graph $\vec{G}_{s^*t^*}$ is a plane st -digraph [11].

We divide the plane into k horizontal strips of fixed height, each corresponding to one of the strips of (G, γ) .

We compute an upward planar drawing of \vec{G}_{st} as follows. First, consider the leftmost path p_l of \vec{G}_{st} , where $p_l = (s = v_1^1, \dots, v_1^{h(1)}, v_2^1, \dots, v_2^{h(2)}, \dots, v_k^1, \dots, v_k^{h(k)} = t)$, with $\gamma(v_i^1) = \dots = \gamma(v_i^{h(i)}) = i$, for $i = 1, \dots, k$. Path p_l is drawn as a y -monotone curve in which each vertex $u \in p_l$ lies inside strip $\gamma(u)$. Then, we add the faces of \vec{G}_{st} one at a time, in such a way a face is considered after all its predecessors in $\vec{G}_{s^*t^*}$. When a face f is considered, its left path has been already drawn as a y -monotone curve. We draw the right path of f as a y -monotone curve in which each vertex u lies inside strip $\gamma(u)$. This implies that the rightmost path of the graph in the current drawing is represented by a y -monotone curve.

A strip planar drawing of (G, γ) can be obtained from the drawing of \vec{G}_{st} by removing the dummy edges. \square

We thus obtain the following:

Theorem 1. *The strip planarity testing problem can be solved in polynomial time for instances (G, γ) such that G is a plane graph.*

Proof: By Lemmata 1–3, it is possible to reduce in polynomial time any instance of the strip planarity testing problem to an equivalent jagged instance (G, γ) . By Lemma 4,

(G, γ) is strip planar if and only if the associated directed plane graph \vec{G} of (G, γ) is upward planar. Finally, by the results of Bertolazzi et al. [4], the upward planarity of \vec{G} can be tested in polynomial time. \square

4 Conclusions

In this paper, we introduced the strip planarity testing problem and showed how to solve it in polynomial time if the input graph has a prescribed plane embedding.

We now sketch how to extend the proofs in this paper to simply-connected and even non-connected plane graphs.

Suppose that the input graph (G, γ) is simply-connected (possibly not 2-connected). The steps of the algorithm are the same. In particular, the transformation from a general instance to a strict instance is exactly the same. The transformation of a strict instance into a quasi-jagged instance has some differences with respect to the 2-connected case. In fact, the visibility between local minima and maxima for a face f of G is now defined with respect to *occurrences* of such minima and maxima along f . Thus, the goal of such a transformation is to create an instance in which, for every face f and for every pair of visible occurrences $\sigma_i(u_m)$ and $\sigma_j(u_M)$ of a local minimum u_m and a local maximum u_M for f , respectively, there is a monotone path between $\sigma_i(u_m)$ and $\sigma_j(u_M)$ in C_f . Such a property is achieved by using the same techniques as in Claim 3. The transformation of a quasi-jagged instance into a jagged instance is almost the same as in the 2-connected case, except that the 2-connected components of G inside a face f have to be suitably squeezed along the monotone paths of f to allow for a drawing of a monotone path between v'' and z (see Case 1 of Sect. 3.3) or for a drawing of plane graph $A(u_M, v_M, f)$ (see Case 2 of Sect. 3.3). This is accomplished with the same techniques as in Claims 4 and 5. Finally, the proof of the equivalence between the strip planarity of a jagged instance and the upward planarity of its associated directed graph does not require the instance to be 2-connected, hence such an equivalence holds as it is.

Suppose now that the input graph (G, γ) is not connected. Test individually the strip planarity of each connected component of (G, γ) . If one of the tests fails, then (G, γ) is not strip planar. Otherwise, construct a strip planar drawing of each connected component of (G, γ) . Place the drawings of the connected components containing edges incident to the outer face of G side by side. Repeatedly insert connected components in the internal faces of the currently drawn graph (G', γ) as follows. If a connected component (G_i, γ) of (G, γ) has to be placed inside an internal face f of (G', γ) , check whether $\gamma(u_M) \leq \gamma(u_M^f)$ and whether $\gamma(u_m) \geq \gamma(u_m^f)$, where u_M (u_m) is a vertex of (G_i, γ) such that $\gamma(u_M)$ is maximum (resp. $\gamma(u_m)$ is minimum) among the vertices of G_i , and where u_M^f (u_m^f) is a vertex of C_f such that $\gamma(u_M^f)$ is maximum (resp. $\gamma(u_m^f)$ is minimum) among the vertices of C_f . If the test fails, then (G, γ) is not strip planar. Otherwise, using a technique analogous to the one of Claim 3, a strip planar drawing of (G', γ) can be modified so that two consecutive global minimum and maximum for f can be connected by a y -monotone curve \mathcal{C} inside f . Suitably squeezing a strip planar drawing of (G_i, γ) and placing it arbitrarily close to \mathcal{C} provides a strip planar drawing of $(G' \cup G_i, \gamma)$. Repeating such an argument leads either to conclude that (G, γ) is not strip planar, or to construct a strip planar drawing of (G, γ) .

The main question raised by this paper is whether the strip planarity testing problem can be solved in polynomial time or is rather \mathcal{NP} -hard for graphs without a prescribed plane embedding. The problem is intriguing even if the input graph is a tree.

References

1. Angelini, P., Di Battista, G., Frati, F., Jelínek, V., Kratochvíl, J., Patrignani, M., Rutter, I.: Testing planarity of partially embedded graphs. In: Charikar, M. (ed.) SODA '10. pp. 202–221 (2010)
2. Angelini, P., Frati, F., Kaufmann, M.: Straight-line rectangular drawings of clustered graphs. *Discrete & Computational Geometry* 45(1), 88–140 (2011)
3. Bachmaier, C., Brandenburg, F.J., Forster, M.: Radial level planarity testing and embedding in linear time. *J. Graph Alg. Appl.* 9(1), 53–97 (2005)
4. Bertolazzi, P., Di Battista, G., Liotta, G., Mannino, C.: Upward drawings of triconnected digraphs. *Algorithmica* 12(6), 476–497 (1994)
5. Biedl, T.C., Kaufmann, M., Mutzel, P.: Drawing planar partitions II: HH-drawings. In: Hromkovic, J., Sýkora, O. (eds.) WG '98. LNCS, vol. 1517, pp. 124–136 (1998)
6. Booth, K.S., Lueker, G.S.: Testing for the consecutive ones property, interval graphs, and graph planarity using PQ-tree algorithms. *J. Comput. Syst. Sci.* 13(3), 335–379 (1976)
7. Chiba, N., Yamanouchi, T., Nishizeki, T.: Linear algorithms for convex drawings of planar graphs. In: Bondy, J.A., Murty, U.S.R. (eds.) *Progress in Graph Theory*, pp. 153–173. Academic Press, New York, NY (1984)
8. Cortese, P.F., Di Battista, G., Patrignani, M., Pizzonia, M.: Clustering cycles into cycles of clusters. *J. Graph Alg. Appl.* 9(3), 391–413 (2005)
9. Cortese, P.F., Di Battista, G., Patrignani, M., Pizzonia, M.: On embedding a cycle in a plane graph. *Discrete Mathematics* 309(7), 1856–1869 (2009)
10. Di Battista, G., Frati, F.: Efficient c-planarity testing for embedded flat clustered graphs with small faces. *J. Graph Alg. Appl.* 13(3), 349–378 (2009)
11. Di Battista, G., Tamassia, R.: Algorithms for plane representations of acyclic digraphs. *Theor. Comput. Sci.* 61, 175–198 (1988)
12. Eades, P., Feng, Q., Lin, X., Nagamochi, H.: Straight-line drawing algorithms for hierarchical graphs and clustered graphs. *Algorithmica* 44(1), 1–32 (2006)
13. Estrella-Balderrama, A., Fowler, J.J., Kobourov, S.G.: On the characterization of level planar trees by minimal patterns. In: Eppstein, D., Gansner, E.R. (eds.) GD'09. LNCS, vol. 5849, pp. 69–80 (2010)
14. Forster, M., Bachmaier, C.: Clustered level planarity. In: van Emde Boas, P., Pokorný, J., Bieliková, M., Stuller, J. (eds.) SOFSEM '04. LNCS, vol. 2932, pp. 218–228 (2004)
15. Fowler, J.J., Kobourov, S.G.: Minimum level nonplanar patterns for trees. In: Hong, S.H., Nishizeki, T., Quan, W. (eds.) GD'07. LNCS, vol. 4875, pp. 69–75 (2008)
16. Garg, A., Tamassia, R.: On the computational complexity of upward and rectilinear planarity testing. *SIAM J. Comput.* 31(2), 601–625 (2001)
17. Gutwenger, C., Klein, K., Mutzel, P.: Planarity testing and optimal edge insertion with embedding constraints. *J. Graph Alg. Appl.* 12(1), 73–95 (2008)
18. Healy, P., Kuusik, A., Leipert, S.: A characterization of level planar graphs. *Discrete Mathematics* 280(1-3), 51–63 (2004)
19. Hong, S.H., Nagamochi, H.: Two-page book embedding and clustered graph planarity. Tech. Report 2009-004, Dept. of Applied Mathematics & Physics, Kyoto University (2009)
20. Hopcroft, J.E., Tarjan, R.E.: Efficient planarity testing. *J. ACM* 21(4), 549–568 (1974)
21. Hutton, M.D., Lubiw, A.: Upward planarity testing of single-source acyclic digraphs. *SIAM J. Comput.* 25(2), 291–311 (1996)

22. Jelínek, V., Kratochvíl, J., Rutter, I.: A Kuratowski-type theorem for planarity of partially embedded graphs. In: Hurtado, F., van Kreveld, M. (eds.) SoCG '11. pp. 107–116 (2011)
23. Jelínková, E., Kára, J., Kratochvíl, J., Pergel, M., Suchý, O., Vyskocil, T.: Clustered planarity: small clusters in cycles and Eulerian graphs. *J. Graph Alg. Appl.* 13(3), 379–422 (2009)
24. Jünger, M., Leipert, S., Mutzel, P.: Level planarity testing in linear time. In: Whitesides, S. (ed.) GD '98. LNCS, vol. 1547, pp. 224–237 (1998)
25. Schaefer, M.: Toward a theory of planarity: Hanani-tutte and planarity variants. In: Didimo, W., Patrignani, M. (eds.) GD '12. LNCS, vol. 7704, pp. 162–173 (2013)