

Measurement of γ from $B^\pm \rightarrow Dh^\pm$ decays at LHCb—including the effect of $D^0\text{--}\bar{D}^0$ mixing

T.M. Karbach ^a
CERN

I present a measurement of the CKM angle γ from a combination of three LHCb measurements using the tree decays $B^\pm \rightarrow DK^\pm$ and $B^\pm \rightarrow D\pi^\pm$. These measurements are based on a dataset corresponding to 1.0 fb^{-1} , collected in 2011. In contrast to what was presented at FPCP, these proceedings fully include the effect of $D^0\text{--}\bar{D}^0$ mixing on the combination. I also report on the inclusion of new, preliminary results on the Dalitz analysis of $B^\pm \rightarrow DK^\pm$, $D^0 \rightarrow K_s^0 h^\pm h^\mp$, using a dataset corresponding to 3 fb^{-1} , collected in 2011–2012.

presented at

FPCP2013, Flavor Physics & CP Violation, Buzios, Rio de Janeiro, Brazil,
May 19th–24th, 2013.

1 Introduction

The CKM angle γ is the least well measured angle of the unitarity triangle of the CKM matrix. The existing constraints come mainly from the B factories BaBar and Belle, and mainly use analyses of tree-level $B^\pm \rightarrow DK^\pm$ decays. Both collaborations have independently combined all their relevant measurements in a frequentist way, and arrive at $\gamma = (69^{+17}_{-16})^\circ$ (BaBar [1]) and $\gamma = (68^{+15}_{-14})^\circ$ (Belle [2]).

The LHCb collaboration now has results on γ available as well. As I presented at FPCP, and summarize in these proceedings, these too are combined in a frequentist way, and already with 1 fb^{-1} of 2011 data LHCb reaches a precision comparable to that of the B factories. For this not only the traditional $B^\pm \rightarrow DK^\pm$ decays are used, but also $B^\pm \rightarrow D\pi^\pm$ decays. Up to now these were mostly seen as pure normalization channels as their sensitivity to γ is smaller than that of $B^\pm \rightarrow DK^\pm$ decays. But they do contribute to the overall precision.

Although γ is still statistically limited, its uncertainty is steadily decreasing as new measurements appear. At some point systematic effects, that traditionally were neglected, need to be explicitly considered. Most prominently this is the effect of $D^0\text{--}\bar{D}^0$ mixing, which already now affects the analysis of $B^\pm \rightarrow D\pi^\pm$ decays. But also the possible effect of CP violation in D^0 decays plays a role. As a result of fruitful discussions held at FPCP, the combined γ measurement by LHCb is now the first combination of measurements that explicitly considers both effects.

Anticipating the following sections, LHCb measures a value of $\gamma = (72.6^{+9.1}_{-15.9})^\circ$ [3]. The agreement between the combinations by Belle, BaBar, and LHCb is impressive. It is very reassuring to see the theoretical framework under good control, and to see the efforts of over a decade of e^+e^- physics and results obtained in LHC's hadronic environment coming together so nicely. It is important, however, to keep in mind, that the three values are not entirely independent—they all share input measurements on the hadronic D^0 parameters. One prominent such parameter is the strong phase difference $\delta_{K\pi}$ between the decay amplitudes of $D^0 \rightarrow K^-\pi^+$ and $\bar{D}^0 \rightarrow K^-\pi^+$, which is, in the important ADS measurement of $B^\pm \rightarrow DK^\pm$, $D \rightarrow K\pi$, additive to γ but also not very precisely known. For example, the latest HFAG CP -violation-allowed average is, in our phase convention, $\delta_{K\pi} = (199.5^{+8.6}_{-11.1})^\circ$ [4].

^aon behalf of the LHCb collaboration

2 Input measurements using 1.0 fb^{-1}

LHCb has published three measurements of $B^\pm \rightarrow DK^\pm$ decays relevant to this γ measurement. The first two are a GLW/ADS measurement using two-body D^0 final states [5], and an ADS measurement using the four-body D^0 final state $K^\pm \pi^\mp \pi^+ \pi^-$ [6]. Both of these measurements also use $B^\pm \rightarrow D\pi^\pm$ decays, in addition to the established $B^\pm \rightarrow DK^\pm$ decays. The third measurement is a Dalitz-model independent GGSZ analysis of $D^0 \rightarrow K_s^0 h^\pm h^\mp$ decays [7]. All three measurements are based on 1 fb^{-1} of data recorded in 2011, constituting about one third of the data recorded to date.

The above three main inputs are combined with information on the hadronic D^0 parameters, on CP violation in $D^0 \rightarrow h^+ h^-$ decays, and on the D^0 - \bar{D}^0 mixing parameters, taken from CLEO [8], HFAG [4], and LHCb [9], respectively.

3 Effect of D^0 - \bar{D}^0 mixing

It was known since many years that D^0 - \bar{D}^0 mixing complicates the measurement of γ from $B^\pm \rightarrow DK^\pm$ decays (and $B^\pm \rightarrow D\pi^\pm$ decays) [10–13]. Traditionally, the effect was neglected, as it was estimated to be small compared to the achievable uncertainty on γ . But it was clear that, in order to reach a degree-precision on γ , the effect of D^0 - \bar{D}^0 mixing cannot be neglected anymore. It is straightforward to account for mixing in the relevant equations, fully retaining the outstanding theoretical cleanliness of the γ measurement.

Recently, the D^0 - \bar{D}^0 mixing effects on γ measurements were nicely summarized in Ref. [14]. In general, the effect is larger for $B^\pm \rightarrow D\pi^\pm$ decays than for $B^\pm \rightarrow DK^\pm$ decays, because the amplitude ratio r_B^π is about an order of magnitude smaller than r_B^K . At leading order in the mixing parameters x and y , and neglecting CP violation in mixing, (i) the GLW measurements are unaffected for both DK^\pm and $D\pi^\pm$, (ii) the DK^\pm model-independent GGSZ measurement is unaffected, (iii) the DK^\pm ADS analysis is affected at the degree level, and (iv) the $D\pi^\pm$ ADS analysis is largely affected, as the terms describing D^0 - \bar{D}^0 mixing are of the same order of magnitude as the interference terms giving the sensitivity to γ .

The D^0 - \bar{D}^0 mixing effects also depend on the selection criteria that were used to select $B^\pm \rightarrow Dh^\pm$ decays [14]. Since the D^0 decay time is a powerful discriminating variable, the D^0 decay time acceptance will not be flat, which needs to be considered in the measurement of γ .

The ADS observables which receive mixing corrections are the charge-averaged ratios of $B^\pm \rightarrow DK^\pm$ and $B^\pm \rightarrow D\pi^\pm$ decays

$$R_{K/\pi}^f = \frac{\Gamma(B^- \rightarrow D[\rightarrow f]K^-) + \Gamma(B^+ \rightarrow D[\rightarrow \bar{f}]K^+)}{\Gamma(B^- \rightarrow D[\rightarrow f]\pi^-) + \Gamma(B^+ \rightarrow D[\rightarrow \bar{f}]\pi^+)}, \quad (1)$$

where f is the relevant final state. The ratios $R_{K/\pi}^f$ are related to γ and the hadronic parameters through

$$R_{K/\pi}^f = R_{\text{cab}} \frac{1 + (r_B^K r_f)^2 + 2r_B^K r_f \kappa \cos(\delta_B^K - \delta_f) \cos \gamma + M_-^K + M_+^K}{1 + (r_B^\pi r_f)^2 + 2r_B^\pi r_f \kappa \cos(\delta_B^\pi - \delta_f) \cos \gamma + M_-^\pi + M_+^\pi}, \quad (2)$$

where κ denotes the coherence factor. The D mixing correction terms M_\pm^h are [10]

$$\begin{aligned} M_\pm^h = & \left(\kappa r_f ((r_B^h)^2 - 1) \sin \delta_f + r_B^h (1 - r_f^2) \sin(\delta_B^h \pm \gamma) \right) a_D x_D \\ & - \left(\kappa r_f ((r_B^h)^2 + 1) \cos \delta_f + r_B^h (1 + r_f^2) \cos(\delta_B^h \pm \gamma) \right) a_D y_D. \end{aligned} \quad (3)$$

The coefficient a_D parameterizes the effect of a finite D^0 decay resolution and non-flat acceptance. It takes the value of $a_D = 1$ in case of an ideal, flat acceptance and negligible time resolution.

For a realistic acceptance and resolution model present in the two- and four-body GLW/ADS analyses of Refs. [5, 6], it is estimated to be $a_D = 1.20 \pm 0.04$. The charge asymmetries are

$$A_h^f = \frac{\Gamma(B^- \rightarrow D[\rightarrow f]h^-) - \Gamma(B^+ \rightarrow D[\rightarrow \bar{f}]h^+)}{\Gamma(B^- \rightarrow D[\rightarrow f]h^-) + \Gamma(B^+ \rightarrow D[\rightarrow \bar{f}]h^+)}, \quad (4)$$

which are related to γ and the hadronic parameters through

$$A_h^f = \frac{2r_B^h r_f \kappa \sin(\delta_B^h - \delta_f) \sin \gamma + M_-^h - M_+^h}{1 + (r_B^h r_f)^2 + 2r_B^h r_f \kappa \cos(\delta_B^h - \delta_f) \cos \gamma + M_-^h + M_+^h}, \quad (5)$$

where r_B^h denotes r_B^K and r_B^π . Finally, the non charge-averaged ratios of suppressed and favored D final states are

$$\begin{aligned} R_h^\pm &= \frac{\Gamma(B^\pm \rightarrow D[\rightarrow f_{\text{sup}}]h^\pm)}{\Gamma(B^\pm \rightarrow D[\rightarrow f]h^\pm)} \\ &= \frac{r_f^2 + (r_B^h)^2 + 2r_B^h r_f \kappa \cos(\delta_B^h + \delta_f \pm \gamma) - [M_\pm^h]_{\text{sup}}}{1 + (r_B^h r_f)^2 + 2r_B^h r_f \kappa \cos(\delta_B^h - \delta_f \pm \gamma) + M_\pm^h}, \end{aligned} \quad (6)$$

where f_{sup} is the suppressed final state, and f the allowed one. The suppressed D mixing correction terms are given, at leading order in x_D and y_D , by

$$\begin{aligned} [M_\pm^h]_{\text{sup}} &= \left(\kappa r_f ((r_B^h)^2 - 1) \sin \delta_f + r_B^h (1 - r_f^2) \sin(\delta_B^h \pm \gamma) \right) a_D x_D \\ &\quad + \left(\kappa r_f ((r_B^h)^2 + 1) \cos \delta_f + r_B^h (1 + r_f^2) \cos(\delta_B^h \pm \gamma) \right) a_D y_D. \end{aligned} \quad (7)$$

4 Results on $B^\pm \rightarrow DK^\pm$ and $B^\pm \rightarrow D\pi^\pm$, using 1.0 fb^{-1}

The combination follows a frequentist procedure (plug-in method) and is fully described in Ref. [3]. The frequentist coverage is computed at the best-fit point, and the final confidence intervals are enlarged to correct for a small undercoverage. The results for γ are shown in Table 1 for three cases: only combining $B^\pm \rightarrow DK^\pm$ inputs, only combining $B^\pm \rightarrow D\pi^\pm$ inputs, and the full DK^\pm and $D\pi^\pm$ combination. The $B^\pm \rightarrow D\pi^\pm$ decays do indeed add sensitivity to the full combination. This can be explained by the observed high value of r_B^π , that drives the sensitivity, $r_B^\pi = 0.015_{-0.009}^{+0.012}$ at 68% CL (obtained from the full combination), which is much larger than (but consistent with) the expectation of $r_B^\pi = 0.006$, as estimated from Ref. [15]. Figures 1 and 2 illustrate these results.

Table 1: Confidence intervals and best-fit values for γ of three combinations.

Quantity	DK^\pm combination	$D\pi^\pm$ combination	DK^\pm and $D\pi^\pm$ combination
γ	72.0°	18.9°	72.6°
68% CL	$[56.4, 86.7]^\circ$	$[7.4, 99.2]^\circ \cup [167.9, 176.4]^\circ$	$[55.4, 82.3]^\circ$
95% CL	$[42.6, 99.6]^\circ$	no constraint	$[40.2, 92.7]^\circ$

5 General agreement of input measurements

The agreement of the input measurements is excellent, leading to fit probabilities well above 50%. These are estimated using both a simple χ^2 test, and a more accurate approach with pseudoexperiments, and given in Table 2.

We also made an internal consistency check of the $B^\pm \rightarrow DK^\pm$ combination, inspired by K. Trabelsi, by excluding the ADS observables R_{ADS} and A_{ADS} and instead predicting them

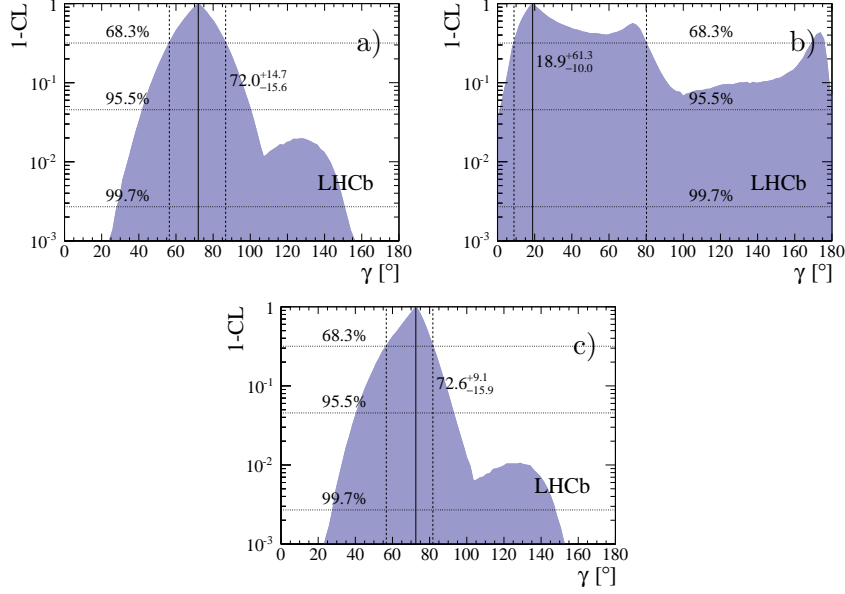


Figure 1: Graphs showing $1 - \text{CL}$ for γ , for (a) the DK^\pm combination, for (b) the $D\pi^\pm$ combination, and (c) for the full DK^\pm and $D\pi^\pm$ combination. The reported numbers correspond to the best-fit values and the uncertainties are computed using the respective 68.3% CL confidence intervals (not corrected for undercoverage and neglected systematic correlations).

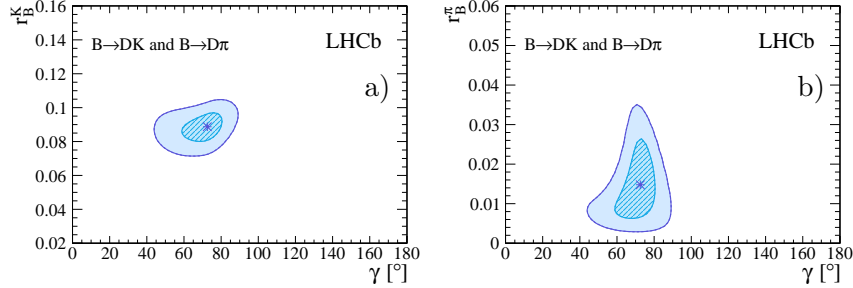


Figure 2: Profile likelihood contours of (a) γ vs. r_B^K , and (b) γ vs. r_B^π , for the full DK^\pm and $D\pi^\pm$ combination. The contours are the $n\sigma$ profile likelihood contours, where $\Delta\chi^2 = n^2$ with $n = 1, 2$. The markers denote the best-fit values.

using all other LHCb inputs.^b The prediction agrees beautifully with the measurements, as shown in Figure 3. In fact, Belle sees a very similar picture (also in Fig. 3).

^bNote that the nominal combination does not use R_{ADS} and A_{ADS} directly, but they were re-introduced for the purpose of this test.

Table 2: Numbers of observables n_{obs} , numbers of free parameters in the fit n_{fit} , the minimum χ^2 at the best-fit point, and fit probabilities of the best-fit point for the three combinations. The quoted uncertainties are due to the limited number of pseudoexperiments.

Combination	n_{obs}	n_{fit}	χ^2_{min}	$P[\%]$ (χ^2 distribution)	$P[\%]$ (pseudoexperiments)
DK^\pm	29	15	10.48	72.6	73.9 ± 0.2
$D\pi^\pm$	22	14	6.28	61.6	61.2 ± 0.3
full	38	17	13.06	90.6	90.9 ± 0.1

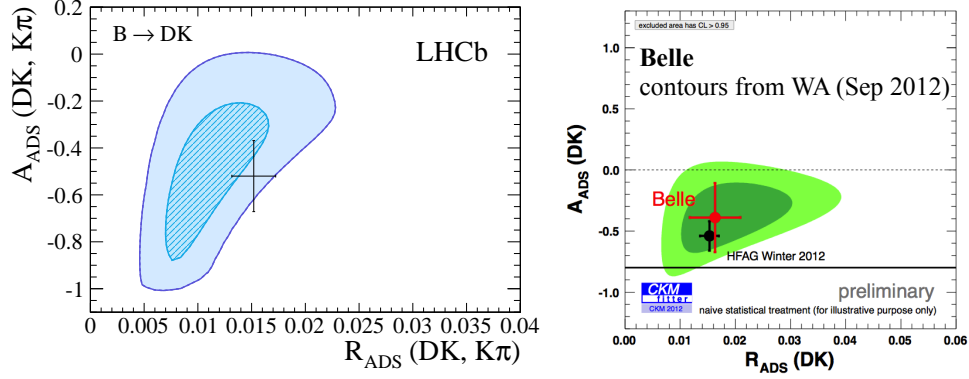


Figure 3: Prediction of R_{ADS} and A_{ADS} from the full DK^\pm and $D\pi^\pm$ combination, where both R_{ADS} and A_{ADS} were excluded, compared to their measurements. Left: LHCb [6], the contours are the $n\sigma$ profile likelihood contours, where $\Delta\chi^2 = n^2$ with $n = 1, 2$. Right: Belle, plot taken from K. Trabelsi.

6 Preliminary results on $B^\pm \rightarrow DK^\pm$, $D^0 \rightarrow K_s^0 h^\pm h^\mp$, using 3.0 fb^{-1}

Going beyond the published analyses using 1 fb^{-1} , LHCb has also a new preliminary result of the GGSZ analysis of $B^\pm \rightarrow DK^\pm$, $D^0 \rightarrow K_s^0 h^\pm h^\mp$, using 3.0 fb^{-1} [16]. When these are used in the DK^\pm only combination, the best single-experiment precision for γ is achieved: $\gamma = (67 \pm 12)^\circ$. Figure 4 shows the corresponding, quite Gaussian $1 - \text{CL}$ graph.

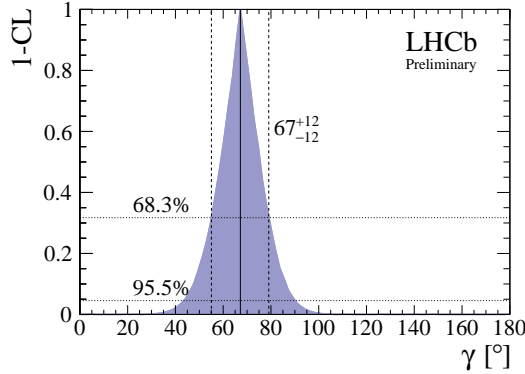


Figure 4: Graph showing $1 - \text{CL}$ for γ from $B^\pm \rightarrow DK^\pm$ decays only, using the 3 fb^{-1} GGSZ result [16], and the 1 fb^{-1} GLW/ADS results [5, 6].

7 Conclusion

The CKM angle γ is now being constrained by three collaborations, Babar, Belle, and LHCb. It wasn't until recently that all have published their individual averages, so that now all three can be seen side by side: They all reach similar precision, and they all agree. Despite this being a big success, it is clear that one wants to go beyond the current precision, aiming at a degree uncertainty on γ . Along this way it is mandatory to correctly consider small systematic effects, that have been neglected so far—most notably the effect of $D^0 - \bar{D}^0$ mixing. The LHCb combination is the first to do so.

References

1. Babar collaboration, J. P. Lees *et al.*, *Observation of direct CP violation in the measurement of the Cabibbo-Kobayashi-Maskawa angle γ with $B^\pm \rightarrow D^{(*)}K^{(*)\pm}$ decays*, Phys. Rev. **D** (2013) 052015, [arXiv:1301.1029](#).
2. K. Trabelsi, *Study of direct CP in charmed B decays and measurement of the CKM angle γ at Belle*, [arXiv:1301.2033](#), presented at CKM2012, Cincinnati, USA, 28. Sep.–2. Oct. 2012.
3. LHCb collaboration, R. Aaij *et al.*, *Measurement of the CKM angle γ from a combination of $B^\pm \rightarrow Dh^\pm$ analyses*, [arXiv:1305.2050](#), accepted for publication in PLB.
4. Heavy Flavor Averaging Group, Y. Amhis *et al.*, *Averages of b-hadron, c-hadron, and τ -lepton properties as of early 2012*, [arXiv:1207.1158](#), updates available online at <http://www.slac.stanford.edu/xorg/hfag>.
5. LHCb collaboration, R. Aaij *et al.*, *Observation of CP violation in $B^+ \rightarrow DK^+$ decays*, Phys. Lett. **B712** (2012) 203, [arXiv:1203.3662](#).
6. LHCb collaboration, R. Aaij *et al.*, *Observation of the suppressed ADS modes $B^\pm \rightarrow [\pi^\pm K^\mp \pi^+ \pi^-]_D K^\pm$ and $B^\pm \rightarrow [\pi^\pm K^\mp \pi^+ \pi^-]_D \pi^\pm$* , Physics Letters **B** (2013) 44, [arXiv:1303.4646](#).
7. LHCb collaboration, R. Aaij *et al.*, *A model-independent Dalitz plot analysis of $B^\pm \rightarrow DK^\pm$ with $D \rightarrow K_S^0 h^+ h^-$ ($h = \pi, K$) decays and constraints on the CKM angle γ* , Phys. Lett. **B718** (2012) 43, [arXiv:1209.5869](#).
8. CLEO collaboration, N. Lowrey *et al.*, *Determination of the $D^0 \rightarrow K^- \pi^+ \pi^0$ and $D^0 \rightarrow K^- \pi^+ \pi^+ \pi^-$ coherence factors and average strong-phase differences using quantum-correlated measurements*, Phys. Rev. **D80** (2009) 031105, [arXiv:0903.4853](#), “mixing constrained” result.
9. LHCb collaboration, R. Aaij *et al.*, *Observation of D^0 – \bar{D}^0 oscillations*, Phys. Rev. Lett. **110** (2012) 101802, [arXiv:1211.1230](#).
10. J. P. Silva and A. Soffer, *Impact of D^0 – \bar{D}^0 mixing on the experimental determination of γ* , Phys. Rev. **D61** (2000) 112001, [arXiv:hep-ph/9912242](#).
11. D. Atwood, I. Dunietz, and A. Soni, *Improved methods for observing CP violation in $B^\pm \rightarrow KD$ and measuring the CKM phase γ* , Phys. Rev. **D63** (2001) 036005, [arXiv:hep-ph/0008090](#).
12. Y. Grossman, A. Soffer, and J. Zupan, *The effect of D – \bar{D} mixing on the measurement of γ in $B \rightarrow DK$ decays*, Phys. Rev. **D72** (2005) 031501, [arXiv:hep-ph/0505270](#).
13. A. Bondar, A. Poluektov, and V. Vorobiev, *Charm mixing in the model-independent analysis of correlated $D^0 \bar{D}^0$ decays*, Phys. Rev. **D82** (2010) 034033, [arXiv:1004.2350](#).
14. M. Rama, *Effect of D – \bar{D} mixing in the extraction of γ with $B^- \rightarrow D^0 K^-$ and $B^- \rightarrow D^0 \pi^-$ decays*, [arXiv:1307.4384](#).
15. R. Fleischer, N. Serra, and N. Tuning, *Tests of factorization and $SU(3)$ relations in B decays into heavy-light final states*, Phys. Rev. **D83** (2011) 014017, [arXiv:1012.2784](#).
16. LHCb collaboration, *Model-independent measurement of CP violation parameters in $B^\pm \rightarrow (K_S^0 h^+ h^-)_D K^\pm$ decays*, , 14th Beauty Conference, Bologna, Italy, 8 - 12 Apr 2013.