

Coherently opening a high-Q cavity

Tommaso Tufarelli¹, Alessandro Ferraro², Alessio Serafini³, Sougato Bose³ and M. S. Kim¹

¹ *QOLS, Blackett Laboratory, Imperial College London, SW7 2BW, UK;*

² *School of Mathematics and Physics, Queen's University Belfast, Belfast, BT7 1NN, UK;*

³ *Department of Physics and Astronomy, University College London, Gower Street, London WC1E 6BT, UK.*

We propose a general framework to effectively ‘open’ a high-Q resonator, that is, to release the quantum state initially prepared in it in the form of a traveling electromagnetic wave. This is achieved by employing a mediating mode that scatters coherently the radiation from the resonator into a one-dimensional continuum of modes such as a waveguide. The same mechanism may be used to ‘feed’ a desired quantum field to an initially empty cavity. Switching between an ‘open’ and ‘closed’ resonator may then be obtained by controlling either the detuning of the scatterer or the amount of time it spends in the resonator. First, we introduce the model in its general form, identifying (i) the traveling mode that optimally retains the full quantum information of the resonator field and (ii) a suitable figure of merit that we study analytically in terms of the system parameters. Then, we discuss two feasible implementations based on ensembles of two-level atoms interacting with cavity fields. In addition, we discuss how to integrate traditional cavity QED in our proposal using three-level atoms.

PACS numbers: 42.50.-p, 42.50.Ex, 42.50.Pq

Introduction — The past two decades have witnessed the blooming of cavity-QED, through vast advances in the development of high-Q optical and microwave cavities, and in the ability to coherently control individual quantum emitters interacting with confined radiation [1–3]. Cavity-QED has long been the paradigmatic setup to investigate models of interaction between light and matter at the single-photon level, and led both to investigations into the fundamental properties of quantized radiation [4] and to the development of some of the most sophisticated quantum control techniques available to date [5]. Recently, analogous models have been implemented in a variety of experimental platforms such as circuit-QED, trapped ions and Bose-Einstein condensates (BECs) [6–8].

Promising as this progress may be, the step from proof of principle demonstrations to operational quantum technology inspired by the cavity QED paradigm is prevented at this stage by a fundamental difficulty: on one hand, such an endeavor would request one to operate light matter interactions in the strong coupling regime, where the coupling strength is at least comparable to the cavity decay rate; on the other hand, it would be highly desirable to extract the state of the cavity field on reasonably short time scales. These two requirements, implying respectively high and low Q-factors, are inherently contradictory. In addition, in high-Q cavities, the photon life-time can be maximized only by reducing the transmittivity to a minimum, typically to values comparable to the cavity losses. Thus, the physically accessible field that naturally leaks out from the cavity does not faithfully retain the quantum properties of the intra-cavity field, posing a major problem for the exploitation of cavity QED-like architectures in scalable quantum information processing and quantum networks [9].

In light of the above, it would be extremely desirable to control in time the Q-factor of a cavity, possibly switching between a cavity in the strong coupling regime and an “open” one in a coherent fashion. To this end, theoretical and experimental advances have been achieved in photonic crystal cavities [10], and some degree of control at the quantum level

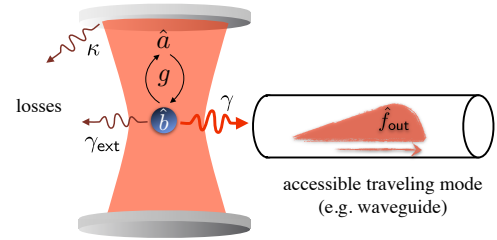


Figure 1. (Color online) Schematics of the proposed model. A high-Q cavity field (mode \hat{a}) and a bosonic mediator (mode \hat{b}) interact resonantly with strength g . Mode \hat{b} radiates into the waveguide at rate γ , allowing the cavity field to be mapped onto the travelling mode \hat{f}_{out} . Residual losses, not associated with detectable modes, are quantified by γ_{ext} for the bosonic mode and κ for the cavity field.

has been very recently demonstrated in superconducting resonators [11] and in optical cavities [12]. Let us stress that these efforts differ from usual studies on qubit networks [25], despite the latter often require to release and catch photons between cavities. In fact the former aim at converting the field confined into a resonator – a continuous-variable system – to a travelling field, whereas the latter try to exchange information between confined two-dimensional systems (*e.g.*, two-level atoms trapped in cavities with *fixed* Q-factor).

In this paper, we propose a general framework to achieve such coherent control of a resonator Q-factor, by introducing a mediating bosonic mode that scatters coherently the cavity radiation into an experimentally accessible, one-dimensional continuum of modes (waveguide for brevity). We quantify the performance of our scheme in terms of a few effective model parameters, and discuss some possible implementations based on the cavity-QED architecture. The complementary process of ‘feeding’ an initially empty cavity through the waveguide is also studied and shown to yield the same performance [26]. **The basic model** — The system under investigation is sketched in Fig. 1. We consider a high-Q resonator (cavity

for brevity) in which a desired quantum field has been prepared in advance. In order to switch the quality factor, the cavity is brought to interact with a bosonic scatterer which, in turn, radiates into an accessible waveguide. In this way the initial quantum state of the cavity can be coherently transferred to a traveling mode of light, thus effectively “opening” the cavity. To gain advantage from such a scheme, one has to be able to control the coupling between scatterer and cavity on short time scales: this may be obtained, e.g., by applying a detuning to the scatterer [13], or by controlling how much time it spends in the resonator. If these requirements are met, one can switch between a “closed” and an “open” cavity on demand. We describe the (single-mode) cavity field via the annihilation operator \hat{a} – with $[\hat{a}, \hat{a}^\dagger] = 1$ – and the bosonic scatterer by a second annihilation operator \hat{b} . Their interaction Hamiltonian, in a frame rotating at the cavity frequency ω , is assumed of the form ($\hbar = 1$)

$$H = g(\hat{a}^\dagger \hat{b} + \hat{b}^\dagger \hat{a}), \quad (1)$$

with g the cavity-scatterer coupling strength. The interaction between the scatterer and the continuum of waveguide modes, characterized by an emission rate γ , is conveniently dealt with in the framework of input-output theory [14–16]. In addition we take into account cavity losses at rate κ and the spontaneous emission of the scatterer into inaccessible modes — such as field modes that do not couple to the waveguide, or other internal degrees of freedom of the scatterer outside our control — at a rate γ_{ext} [see Fig. 1]. With standard assumptions [14], one can derive the Heisenberg-Langevin equations

$$\dot{\hat{a}} = -ig\hat{b} - \frac{\kappa}{2}\hat{a} + \sqrt{\kappa}\hat{a}_{\text{in}}, \quad (2)$$

$$\dot{\hat{b}} = -ig\hat{a} - \frac{\gamma + \gamma_{\text{ext}}}{2}\hat{b} + \sqrt{\gamma}\hat{b}_{\text{in}} + \sqrt{\gamma_{\text{ext}}}\hat{b}_{\text{ext,in}}, \quad (3)$$

where all operators are time dependent (the time variable t will be explicitly indicated only when its omission might be misleading). In particular, \hat{b}_{in} is associated with the waveguide modes under our control, while $\hat{a}_{\text{in}}, \hat{b}_{\text{ext,in}}$ with inaccessible environments providing losses. All input modes are characterized by two-time commutators of the form $[\hat{a}_{\text{in}}(t), \hat{a}_{\text{in}}^\dagger(t')] = \delta(t-t')$, with analogous expressions for $\hat{b}_{\text{in}}, \hat{b}_{\text{ext,in}}$. As our focus shall be the system’s *output* into the waveguide, it becomes convenient to work with the *output operator* $\hat{b}_{\text{out}} = \sqrt{\gamma}\hat{b} - \hat{b}_{\text{in}}$. This is characterized by the same commutation rules as \hat{b}_{in} [14], and conveniently describes the waveguide modes affected by the emission of the system ($\hat{a}_{\text{out}}, \hat{b}_{\text{ext,out}}$ are defined by analogous equations but are not associated with detectable modes). We can thus rephrase Eqs. (2) and (3) in terms of these output fields. For convenience, let us define $\hat{\mathbf{v}} = (\hat{a}, \hat{b})^\top$, and $\hat{\mathbf{v}}_{\text{out}} \equiv (\sqrt{\kappa}\hat{a}_{\text{out}}, \sqrt{\gamma}\hat{b}_{\text{out}} + \sqrt{\gamma_{\text{ext}}}\hat{b}_{\text{ext,out}})^\top$. The equations of motion then read [14]

$$\dot{\hat{\mathbf{v}}} = \mathbf{M}\hat{\mathbf{v}} - \hat{\mathbf{v}}_{\text{out}}, \quad (4)$$

$$\mathbf{M} \equiv \begin{pmatrix} \frac{\kappa}{2} & -ig \\ -ig & \frac{\gamma + \gamma_{\text{ext}}}{2} \end{pmatrix}. \quad (5)$$

Opening the cavity — Having fixed the notation, we can tackle the problem of “opening” the cavity as follows. At time $t=0$, we assume that the cavity field has been prepared in a quantum state of interest, while all other relevant modes are in the vacuum. Eq. (4) can be formally integrated between times t_0 and t_1 as $\hat{\mathbf{v}}(t_1) = e^{\mathbf{M}(t_1-t_0)}\hat{\mathbf{v}}(t_0) - e^{\mathbf{M}t_1} \int_{t_0}^{t_1} dt' e^{-\mathbf{M}t'} \hat{\mathbf{v}}_{\text{out}}(t')$. Crucially, this expression is valid also when $t_0 > t_1$. Taking $t_1=0$ and $t_0 \rightarrow \infty$, and using the stability condition $\lim_{\tau \rightarrow \infty} e^{-\mathbf{M}\tau} = 0$, one has

$$\hat{\mathbf{v}}(0) = \int_0^\infty dt e^{-\mathbf{M}t} \hat{\mathbf{v}}_{\text{out}}(t), \quad (6)$$

which relates the system operators at time $t=0$ to specific combinations of the output fields in the time interval $[0, \infty]$. Expanding the first component of this vectorial identity as $\hat{a}(0) = \sqrt{\gamma} \int_0^\infty dt (e^{-\mathbf{M}t})_{1,2} \hat{b}_{\text{out}}(t) + [\text{inaccessible modes}]$, one can recast it in terms of canonical bosonic operators as

$$\hat{a}(0) = \sqrt{F} \hat{f}_{\text{out}} - \sqrt{1-F} \hat{h}_{\text{ext}}, \quad (7)$$

where $\hat{f}_{\text{out}} \equiv \int_0^\infty dt u(t) \hat{b}_{\text{out}}(t)$ is a canonical bosonic mode of temporal profile $u(t) \equiv (e^{-\mathbf{M}t})_{1,2} / (\int_0^\infty dt' |(e^{-\mathbf{M}t'})_{1,2}|^2)^{1/2}$ which propagates away from the system along the waveguide, while \hat{h}_{ext} is a canonical bosonic mode representing the portion of the field that has been dissipated into the inaccessible modes $\hat{a}_{\text{out}}, \hat{b}_{\text{ext}}$ (we do not concern ourselves with the specific form of \hat{h}_{ext} , its sign being chosen for later convenience). The parameter F , verifying $0 \leq F \leq 1$ by construction, is given by

$$F = \gamma \int_0^\infty dt |(e^{-\mathbf{M}t})_{1,2}|^2. \quad (8)$$

We note the mapping between Eq. (7) and a beam splitter [17] of transmittivity F where \hat{f}_{out} and the inaccessible mode \hat{h}_{ext} are mixed. Since all field modes except $\hat{a}(0)$ were initially in the vacuum, and the global evolution conserves the total excitation number [14], it follows that at the other output of this abstract beam-splitter one must find the vacuum. That is, the relation $\sqrt{1-F} \hat{f}_{\text{out}} + \sqrt{F} \hat{h}_{\text{ext}} = \hat{a}_{\text{vac}}$ must hold, with \hat{a}_{vac} a canonical bosonic mode in the vacuum state. Therefore, by inverting these relationships, one is finally able to express

$$\hat{f}_{\text{out}} = \sqrt{F} \hat{a}(0) + \sqrt{1-F} \hat{a}_{\text{vac}}. \quad (9)$$

The explicit identification of the mode \hat{f}_{out} is a crucial result since it provides by construction the traveling mode that best retains the quantum information of the cavity field $\hat{a}(0)$. Clearly, the larger F is, the closer the output field \hat{f}_{out} is to the initial cavity field. In addition, the Schrödinger picture interpretation of Eq. (9) is straightforward: suppose the cavity is prepared in the state ρ_0 at time $t=0$; the mode \hat{f}_{out} is then found in the state $\rho_{\text{out}} = e^{(1-F)\mathcal{L}} \rho_0$ where $\mathcal{L}\rho = \frac{1}{2}(2\hat{a}\rho\hat{a}^\dagger - \hat{a}^\dagger\hat{a}\rho - \rho\hat{a}^\dagger\hat{a})$. As an instructive example, in [26] we apply these ideas to study the extraction of squeezed light from a cavity. To summarize, we mapped the opening of a high-Q cavity to a simple beam-splitter evolution, or equivalently, to an amplitude damping channel. These are defined by a single parameter F , which subsumes the details of

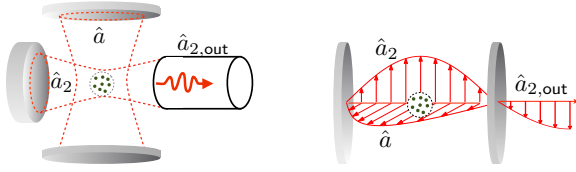


Figure 2. (Color online) An atomic ensemble interacts with two field modes of different lifetime. **Left:** The fields \hat{a} , \hat{a}_2 belong to two different cavities. The sketch is inspired by fiber-cavity setups [18], where an optical fiber can provide both the waveguide and the transmissive mirror of the second cavity. **Right:** The two modes belong to the same cavity, and are distinguished by some relevant degree of freedom such as polarization. While mode \hat{a} is long-lived, mode \hat{a}_2 is significantly transmitted through one of the cavity mirrors.

the model, and qualifies as the natural figure of merit of our scheme. Defining $\gamma_{\text{tot}} \equiv \gamma + \gamma_{\text{ext}}$ one finds [26]

$$F = \frac{1 - \frac{\gamma_{\text{ext}}}{\gamma_{\text{tot}}}}{1 + \frac{\kappa}{\gamma_{\text{tot}}} + \frac{\gamma_{\text{tot}}\kappa}{4g^2} + \frac{\kappa^2}{4g^2}}. \quad (10)$$

Notice that F is monotonically decreasing in κ , and for an ideally closed cavity ($\kappa = 0$) the Q-switch approaches a perfect extraction of the cavity field, provided $\gamma_{\text{ext}} \ll \gamma_{\text{tot}}$. In other words, “the more a cavity is closed, the better it can be opened”. More in detail, Eq. (10) illustrates the constraints that the system has to satisfy in order to obtain a high figure of merit $F \sim 1$. The conditions $\gamma_{\text{ext}} \ll \gamma$, $\kappa \ll \gamma$, and $\kappa \ll g$ trivially state that the decay of the system into inaccessible modes should be slow, as compared to the timescales of the desired interactions g, γ . A more specific condition can be identified, which for convenience we write as $4g^2/\kappa\gamma_{\text{tot}} \gg 1$. Drawing an analogy with standard cavity QED, this may be interpreted as the requirement of a large *cooperativity parameter* for the cavity-scatterer system: despite the constructive role of the decay rate γ , we are still requiring the system to be in a form of strong coupling regime. Quite remarkably, we find that a similar performance may be obtained if the bosonic mediator is replaced by a two level system whose excited state is only virtually populated [26].

Two-mode implementations — Several implementations of our scheme can be envisaged, depending on the specific physical system that constitutes the high-Q resonator. We speculate here on two possible implementations based on the interaction between an ensemble of atoms and two field modes of different lifetime, as sketched in Fig. 2. As before, \hat{a} indicates the high-Q cavity mode, while \hat{a}_2 represents a second field mode of the same frequency. We assume that the decay of the latter is associated with emission into a waveguide at rate η , plus some optical loss at rate η_{ext} . As shown in Fig. 2, the two fields may belong to different cavities, or they could be two distinct modes of the same cavity, e.g. with different polarization (in this case, the mirror transmittivity has to be different for the two modes to allow $\kappa \neq \eta$).

Setting 1. We consider an ensemble of n two-level atoms

that are brought to resonance with modes \hat{a} and \hat{a}_2 when the high-Q mode needs to be extracted. When instead a closed cavity is required, one can either apply a large detuning to the atoms or remove them altogether. We take the atoms to be initially in the ground state and identically coupled to the cavity fields, such that the interaction picture Hamiltonian reads:

$$H_1 = \sum_{k=1}^n \left[\lambda (\hat{\sigma}_k^+ \hat{a} + \hat{\sigma}_k^- \hat{a}^\dagger) + \lambda' (\hat{\sigma}_k^+ \hat{a}_2 + \hat{\sigma}_k^- \hat{a}_2^\dagger) \right] \quad (11)$$

where $\hat{\sigma}_k^+ = (\hat{\sigma}_k^-)^\dagger \equiv |e_k\rangle\langle g_k|$ and $|e_k\rangle, |g_k\rangle$ are the excited and ground states of the k -th atom, whereas λ (λ') denotes the coupling between the atoms and the \hat{a} (\hat{a}_2) field. We assume here the Holstein-Primakoff regime, where n is large enough, and the majority of atoms remain in the ground state during the interaction (in particular this is guaranteed when the initial cavity excitation $\langle \hat{a}^\dagger \hat{a} \rangle$ is smaller than the total number of atoms n), such that a collective (approximately) bosonic operator $\hat{c} = \frac{1}{\sqrt{n}} \sum_{k=1}^n \hat{\sigma}_k^-$ can be introduced (with $[\hat{c}, \hat{c}^\dagger] \simeq 1$, see [19]). Denoting with Γ the atomic decay rate into inaccessible modes, one has that the evolution of the three bosonic operators $\hat{\mathbf{v}} \equiv (\hat{a}, \hat{a}_2, \hat{c})^\top$ is now given by $\dot{\hat{\mathbf{v}}} = \mathbf{M}' \hat{\mathbf{v}} - \hat{\mathbf{v}}'_{\text{out}}$ where $\hat{\mathbf{v}}'_{\text{out}} \equiv (\sqrt{\kappa} \hat{a}_{\text{out}}, \sqrt{\eta} \hat{a}_{2,\text{out}} + \sqrt{\eta_{\text{ext}}} \hat{a}_{2,\text{ext,out}}, \sqrt{\Gamma} \hat{c}_{\text{out}})^\top$,

$$\mathbf{M}' \equiv \begin{pmatrix} \frac{\kappa}{2} & 0 & -i\lambda \sqrt{n} \\ 0 & \frac{\eta_{\text{tot}}}{2} & -i\lambda' \sqrt{n} \\ -i\lambda \sqrt{n} & -i\lambda' \sqrt{n} & \frac{\Gamma}{2} \end{pmatrix}, \quad (12)$$

and $\eta_{\text{tot}} \equiv \eta + \eta_{\text{ext}}$. Our model can then be obtained by assuming the second cavity to be in the Purcell regime (or low-Q regime) [20], namely $\eta_{\text{tot}} \gg \lambda' \sqrt{n}$, which allows the mode \hat{a}_2 to be adiabatically eliminated. After this operation, upon identifying $\hat{b} \equiv \hat{c}$ and $\hat{b}_{\text{out}} \equiv \hat{a}_{2,\text{out}}$, one can finally recover Eqs. (4) and (5) with $g = \sqrt{n}\lambda$, $\gamma = 4n\lambda^2\eta/\eta_{\text{tot}}^2$, $\gamma_{\text{ext}} = \Gamma + 4n\lambda^2\eta_{\text{ext}}/\eta_{\text{tot}}^2$. Thus, the atomic ensemble takes the role of the bosonic scatterer, while the second mode provides a means to collimate the atomic radiation into the modes of interest. Taking a step further, we find it worthwhile to study the full model described by Eq. (12). Carrying out an analysis analogous to that leading to Eq. (9), one arrives again at the conclusion that the process of opening the cavity can be mapped to a beam-splitter, with transmittivity F' given by

$$F' = \mathcal{T} \eta_{\text{tot}} \int_0^\infty dt |(e^{-\mathbf{M}'t})_{1,2}|^2, \quad (13)$$

where $\mathcal{T} \equiv \eta/\eta_{\text{tot}}$ is the waveguide coupling efficiency. This provides a more refined description of the process, valid beyond the Purcell regime. The analytical expression for F' is given in [26] and proves to be rather involved. Still it retains the relevant feature of approaching \mathcal{T} for vanishing Γ and κ .

In Fig. 3 we report a case study inspired by the BEC-cavity system demonstrated in Ref. [21]. We assume to add an auxiliary cavity \hat{a}_2 to the setup, while leaving all other parameters unchanged. Due to the properties of BECs [8], every atom in the ensemble experiences an *identical* coupling to the cavity field, so that Eq. (11) directly applies. In the left panel

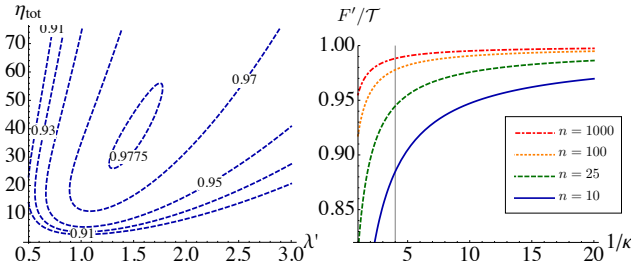


Figure 3. (Color online). Study of the figure of merit F' [Eq. (13)]. **Left:** Contour plot of F'/T as a function of the parameters η_{tot} , λ' characterizing mode \hat{a}_2 . We fix units of $\lambda = 1$, taking $n = 100$, $\Gamma \approx 0.015$, $\kappa \approx 0.25$, as reported in Ref. [21]. Notice how the maximum is achieved in a region of parameters where the Purcell approximation is not accurate, $\lambda' \sqrt{n}/\eta_{\text{tot}} \sim 0.4$, hence our full model of Eq. (12) is required. **Right:** Fixing $\lambda' = 1.5$, $\eta_{\text{tot}} = 40$ we study F'/T as a function of $1/\kappa$, the lifetime of cavity \hat{a} , for different numbers of atoms (see inset). The vertical line indicates $\kappa \approx 0.25$ as in Ref. [21].

we show the behavior of F'/T as a function of the parameters λ' , η_{tot} characterizing the auxiliary cavity. The right panel shows F'/T as a function of the number of atoms n and the cavity decay rate κ , having fixed λ' , η_{tot} close to their optimal values. Again, we can clearly see that F' monotonically increases as κ decreases. Due to its trivial effect on the protocol performance, the coupling efficiency \mathcal{T} has been left implicit.

Setting 2. Hamiltonian (1) can be engineered by coupling the n atoms *off-resonantly* to both fields \hat{a} and \hat{a}_2 (see e.g. Ref. [22]). At variance with the previous case no bosonization of the atoms is required, hence the scheme may be applicable also when the number of atoms n is small. We consider Eq. (11) with $\lambda' = \lambda$, and add a detuning Δ to all atoms, resulting in a Hamiltonian $H_2 = H_1 + \Delta \sum_{k=1}^n |e_k\rangle\langle e_k|$. In the large detuning limit $\Delta \gg \lambda \sqrt{n\langle \hat{a}^\dagger \hat{a} \rangle}$ one can adiabatically eliminate the atomic excited states and derive an effective Hamiltonian for the ground state subspace [23, 24]: $H_{\text{eff}} = -n \frac{\lambda^2}{\Delta} [\hat{a}^\dagger \hat{a} + \hat{a}_2^\dagger \hat{a}_2 + \hat{a}_2^\dagger \hat{a} + \hat{a}^\dagger \hat{a}_2]$. Identifying $\hat{b} \equiv \hat{a}_2$, this provides the desired interaction Hamiltonian (1), with $g = -n\lambda^2/\Delta$ (plus a global frequency shift which can be ignored). Thus, in this setting the bosonic scatterer is provided by the second field, with $\gamma \equiv \eta$, $\gamma_{\text{ext}} \equiv \eta_{\text{ext}}$, and one can control the strength of the coupling via the atomic detuning. The detrimental effects associated to atomic spontaneous emission can be estimated via the techniques of Ref. [24]. The adiabatic elimination of the atomic excited states results in an effective decay rate $\kappa' \equiv n\Gamma(\lambda/\Delta)^2$ affecting the superposition of fields $\hat{a} + \hat{b}$. This requires the modification of Eq. (5) as per

$$\mathbf{M} \rightarrow \mathbf{M}'' \equiv \begin{pmatrix} \frac{\kappa + \kappa'}{2} & -ig + \frac{\kappa'}{2} \\ -ig + \frac{\kappa'}{2} & \frac{\gamma_{\text{tot}} + \kappa'}{2} \end{pmatrix}. \quad (14)$$

As before, we can identify a figure of merit $F'' = \mathcal{T} \gamma_{\text{tot}} \int_0^\infty dt |(\mathbf{e}^{-\mathbf{M}'' t})_{1,2}|^2$ (see [26] for its full expression). Studying this quantity with the same parameters reported in

Fig. 3, and fixing $\Delta = 5\lambda \sqrt{10n}$, which guarantees the consistency of our approximations for cavity states with $\langle \hat{a}^\dagger \hat{a} \rangle \lesssim 10$, we find $F'' \approx 0.88\mathcal{T}$ for $n = 1000$ and $\eta \approx 4\lambda$.

Integrating standard cavity QED — A natural question to ask is whether the standard protocols of cavity QED are still applicable in our two-mode scheme. Furthermore, it would be convenient if the same atoms employed for the Q-factor control could be used for this purpose. In [26] we show that this is indeed possible, by addressing two internal transitions of the atoms such that each mode is coupled to a different transition. By applying appropriate Stark shifts to the atoms, one is then able to control whether the atoms interact with mode \hat{a} only, realizing cavity QED in the strong coupling regime, or with both fields \hat{a} , \hat{a}_2 , as required for our Q-switching proposal.

Conclusions and outlook — We have proposed a general scheme in which a mediator allows to switch coherently from a ‘closed’ to an ‘open’ cavity, so that the advantages of both regimes may be combined in a single setup. After having identified the accessible output mode that best represents the initially prepared cavity field, we have fully characterized the effective ‘transmittivity’ parameter which encodes the quality of the process. As clarified in [26], the same figure of merit is obtained for the complementary process of ‘feeding’ an initially empty cavity. Let us also emphasise that our scheme is applicable to a single qubit mediator whose excited level is only virtually populated, which allows for an effective bosonic description [26]. By considering a cavity-QED implementation we have shown that state of the art experimental parameters should be compatible with a demonstration of our scheme. Our work may represent a contribution towards the achievement of ambitious goals such as the direct access to nonclassical cavity field states, the realization of cavity-based quantum memories and continuous-variable quantum networks. Goals worth pursuing include the introduction of time dependent controls to achieve time-reversal symmetry in the emitted fields, crucial for the realization of quantum networks [25].

Acknowledgments — We thank G. M. Palma, F. Ciccarello, D. Segal, M.-J. Hwang, J. Hwang and M. Keller for fruitful discussions. MSK and TT acknowledge support from the NPRP 4-426 554-1-084 from Qatar National Research Fund. AF acknowledges support from the John Templeton Foundation (Grant ID 43467). AS acknowledges financial support from EPSRC through grant EP/K026267/1.

-
- [1] M. O. Scully, M. S. Zubairy, *Quantum Optics*, Cambridge University Press (1997); D. F. Walls and G. J. Milburn, *Quantum Optics* (Springer, Berlin, 2008).
 - [2] J. M. Raimond, M. Brune, and S. Haroche, Rev. Mod. Phys., **73**, 565 (2001); H. Walther, B. T. H. Varcoe, B.-G. Englert and T. Becker, Rep. Prog. Phys. **69**, 1325 (2006).
 - [3] R. Miller, T. E. Northup, K. M. Birnbaum, A. Boca, A. D. Boozer and H. J. Kimble, J. Phys. B: At. Mol. Opt. Phys. **38**, S551 (2005).
 - [4] S. Haroche and J. M. Raimond, *Exploring the quantum*, Oxford

- University Press (2006).
- [5] C. Sayrin *et al.*, Nature **477**, 73 (2011).
 - [6] A. Blais, R.S. Huang, A. Wallraff, S. M. Girvin, and R. J. Schoelkopf, Phys. Rev. A **69**, 062320 (2004); A. Blais, J. Gambetta, A. Wallraff, D. I. Schuster, S. M. Girvin, M. H. Devoret, and R. J. Schoelkopf, Phys. Rev. A **75**, 032329 (2007);
 - [7] D. Leibfried, R. Blatt, C. Monroe, and D. Wineland, Rev. Mod. Phys. **75**, 281 (2003); D.J. Wineland, C. Monroe, W.M. Itano, D. Leibfried, B. King, and D.M. Meekhof, Journal of Research of the National Institute of Standards and Technology **103**, 259 (1998).
 - [8] F. Brennecke *et al.*, Nature **450**, 268 (2007);
 - [9] H. J. Kimble, Nature **453**, 1023 (2008).
 - [10] A. D. Greentree, J. Salzman, S. Praver, L. C. L. Hollenberg, Phys. Rev. A **73**, 013818 (2006); Y. Tanaka *et al.*, Nat. Mat. **6**, 862 (2007); T. Tanabe *et al.*, Phys. Rev. Lett. **102**, 043907 (2009); J. Upham *et al.*, Opt. Exp. **21**, 3809 (2013).
 - [11] Yi Yin *et al.*, Phys. Rev. Lett. **110**, 107001 (2013).
 - [12] Yoshikawa *et al.*, <http://arxiv.org/abs/1309.3516>.
 - [13] M. Mücke *et al.*, Nature **465**, 755 (2010); T. Kampschulte *et al.*, Phys. Rev. Lett. **105**, 153663 (2010); J. Li *et al.*, Sci. Rep. **2**, 645 (2012); A. J. Hoffman, S. J. Srinivasan, J. M. Gambetta, A. A. Houck, Phys. Rev. B **84**, 184515 (2011).
 - [14] M. J. Collett and C. Gardiner, Phys. Rev. A **30**, 1386 (1984).
 - [15] B. Yurke, Phys. Rev. A **29**, 408 (1984).
 - [16] T. Tufarelli, A. Retzker, M. B. Plenio and A. Serafini, New J. Phys. **14**, 093046 (2012).
 - [17] S. M. Barnett, P. M. Radmore, *Theoretical Methods in Quantum Optics*, Clarendon Press, Oxford (1997);
 - [18] D. Hunger, T. Steinmetz, Y. Colombe, C. Deutsch, T. W. Hänsch and J. Reichel, New J. Phys. **12**, 065038 (2010).
 - [19] K. Hammerer, A. Sørensen, and E. Polzik, Rev. Mod. Phys. **82**, 1041 (2010).
 - [20] E. M. Purcell, Phys. Rev. **69**, 681 (1946).
 - [21] Y. Colombe, T. Steinmetz, G. Dubois, F. Linke, D. Hunger and J. Reichel, Nature **450**, 272 (2007).
 - [22] F. O. Prado, F. S. Luiz, J. M. Villas-Bôas, A. M. Alcalde, E. I. Duzzioni, and L. Sanz, Phys. Rev. A **84**, 053839 (2011).
 - [23] O. Gamel and D.F.V. James, Phys. Rev. A **82**, 052106 (2010).
 - [24] F. Reiter and A. S. Sørensen, Phys. Rev. A **85**, 032111 (2012).
 - [25] See for example quantum networks with trapped atoms and ions: J. I. Cirac, P. Zoller, H. J. Kimble, and H. Mabuchi, Phys. Rev. Lett. **78**, 3221 (1997); S. Ritter *et al.*, Nature **484**, 195 (2012); A. Stute *et al.*, Nature **485**, 482 (2012); A. Stute *et al.*, Nat. Phot. **7**, 219 (2013); H. Takahashi *et al.*, New J. Phys. **15**, 053011 (2013); M. Cetina *et al.*, New J. Phys. **15**, 053001 (2013).
 - [26] See Supplemental Material for more details.
-

Coherently opening a high-Q cavity

Tommaso Tufarelli¹, Alessandro Ferraro², Alessio Serafini³, Sougato Bose³ and M. S. Kim¹

¹ *QOLS, Blackett Laboratory, Imperial College London, SW7 2BW, UK;*

² *School of Mathematics and Physics, Queen's University Belfast, Belfast, BT7 1NN, UK;*

³ *Department of Physics and Astronomy, University College London, Gower Street, London WC1E 6BT, UK.*

SUPPLEMENTAL MATERIAL

Appendix A: Feeding the cavity

Here, we address a somewhat complementary question, as compared to the main text. We ask how well we can prepare the cavity field in a defined state, by injecting a travelling field in the waveguide. Although such a problem could be attacked by applying time-reversal arguments to the ‘extraction’ problem studied in the main text, we prefer to give a full derivation here for clarity. The problem is conveniently formulated by expressing the equations of motion of the system in terms of input operators, as in Eqs. (2) and (3) of the main text. For convenience, we rephrase those equation as [16]

$$\dot{\hat{\mathbf{v}}} = \mathbf{A}\hat{\mathbf{v}} + \hat{\mathbf{v}}_{\text{in}}, \quad (15)$$

where

$$\mathbf{A} \equiv \begin{pmatrix} -\frac{\kappa}{2} & -ig \\ -ig & -\frac{\gamma+\gamma_{\text{ext}}}{2} \end{pmatrix}, \quad (16)$$

$$\hat{\mathbf{v}}_{\text{in}} \equiv (\sqrt{\kappa}\hat{a}_{\text{in}}, \sqrt{\gamma}\hat{b}_{\text{in}} + \sqrt{\gamma_{\text{ext}}}\hat{b}_{\text{ext,in}})^{\text{T}}. \quad (17)$$

In this case, we assume that the waveguide field \hat{b}_{in} can be prepared in a state of choice, while $\hat{a}_{\text{in}}, \hat{b}_{\text{ext,in}}$ are in the vacuum. In any time interval of the form $[t_0, t]$, Eq. (15) can be formally integrated as

$$\hat{\mathbf{v}}(t) = e^{\mathbf{A}(t-t_0)}\hat{\mathbf{v}}(t_0) + e^{\mathbf{A}t} \int_{t_0}^t ds e^{-\mathbf{A}s} \hat{\mathbf{v}}_{\text{in}}(s). \quad (18)$$

We now consider the limits $t_0 \rightarrow -\infty$ and $t \rightarrow 0$ in Eq. (18). Using the stability condition $\lim_{\tau \rightarrow \infty} e^{\mathbf{A}\tau} = 0$, one has $\hat{\mathbf{v}}(0) = \int_{-\infty}^0 ds e^{-\mathbf{A}s} \hat{\mathbf{v}}_{\text{in}}(s)$. Considering the first component of such a vector, and recalling that the input fields $\hat{a}_{\text{in}}, \hat{b}_{\text{ext,in}}$ are in the vacuum state, one can expand the cavity field operator at time $t = 0$ as

$$\hat{a}(0) = \sqrt{\gamma} \int_{-\infty}^0 dt (e^{-\mathbf{A}t})_{12} \hat{b}_{\text{in}}(t) + [\text{vacuum terms}]. \quad (19)$$

At this point we can identify the canonical bosonic mode $\hat{f}_{\text{in}} \equiv \int_{-\infty}^0 dt w(t) \hat{b}_{\text{in}}(t)$, characterized by a temporal profile $w(t) \equiv (e^{-\mathbf{A}t})_{12} / (\int_{-\infty}^0 dt' |(e^{-\mathbf{A}t'})_{12}|^2)^{1/2}$ and verifying $[\hat{f}_{\text{in}}, \hat{f}_{\text{in}}^{\dagger}] = 1$. This represents the particular wavepacket of waveguide modes that takes part in the determination of the prepared cavity field. On the other hand, the vacuum noise provided by the modes

$\hat{a}_{\text{in}}, \hat{b}_{\text{ext,in}}$ can be combined into a single, normalized bosonic mode \hat{a}_{vac} . Hence, we have

$$\hat{a}(0) = \sqrt{T} \hat{f}_{\text{in}} + \sqrt{1-T} \hat{a}_{\text{vac}}, \quad (20)$$

where $T \equiv \gamma \int_{-\infty}^0 dt' |(e^{-\mathbf{A}t'})_{12}|^2$. Noting that $\mathbf{A} = -\mathbf{M}^{\dagger}$, one can finally see that $T = F$. We thus find that also the problem of feeding the cavity can be mapped to a beam-splitter evolution, characterized by the same figure of merit that we found in the main text for the complementary task of cavity field extraction. It is easy to see that the same results apply to the models describing the two-cavity implementations presented in the main text: namely the same figures of merit F', F'' are found when considering the cavity feeding problem.

Appendix B: Extraction of cavity squeezing

As a concrete example, we shall consider the case in which the cavity mode $\hat{a}(0)$ is initially prepared in a squeezed state [1]. In particular, for such a state there is a quadrature operator of the form $\hat{x}_0^{\theta} = \hat{a}(0)e^{-i\theta} + \hat{a}(0)^{\dagger}e^{i\theta}$ such that $(\Delta\hat{x}_0^{\theta})^2 < 1$, where $(\Delta\hat{o})^2 = \langle \hat{o}^2 \rangle - \langle \hat{o} \rangle^2$ is the variance. The degree of squeezing (in dB) is defined as $\mathcal{S}(\hat{x}_0^{\theta}) \equiv -10 \log_{10}(\Delta\hat{x}_0^{\theta})^2$. Typically, in such a case one is interested in the amount of squeezing that can be transferred to the mode \hat{f}_{out} . Defining the analogous quadrature operator for the waveguide mode as $\hat{x}_f^{\theta} = \hat{f}_{\text{out}}e^{-i\theta} + \hat{f}_{\text{out}}^{\dagger}e^{i\theta}$, and combining with Eq. (9) of the main text, it is easily checked that $(\Delta\hat{x}_f^{\theta})^2 = (\Delta\hat{x}_0^{\theta})^2 F + 1 - F$. Hence, one finds that the relationship between the initial cavity squeezing \mathcal{S}_0 and the squeezing \mathcal{S}_{out} of the output mode \hat{f}_{out} is given by

$$\mathcal{S}_{\text{out}} = -10 \log_{10}(10^{-\mathcal{S}_0/10} F + 1 - F). \quad (21)$$

In particular, the above equation implies an upper bound to the extractable squeezing at fixed F :

$$\mathcal{S}_{\text{max}} = -10 \log_{10}(1 - F). \quad (22)$$

Note that, in practice, the upper bound \mathcal{S}_{max} can not be reached, as it would require the preparation of an initial cavity state with infinite squeezing. Fig. 4 illustrates the behavior of the output squeezing as described by Eqs. (21) and (22).

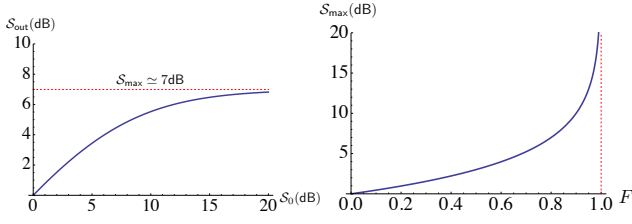


Figure 4. (Color online) Squeezing extraction. **Left:** Typical behavior of the output squeezing S_{out} as a function of the initial intra-cavity squeezing S_0 . As S_0 is increased, S_{out} asymptotically reaches the value S_{max} predicted by Eq. (22). The figure is obtained for the particular case $F = 0.8$. **Right:** Upper bound to the extractable squeezing as a function of the figure of merit F . S_{max} remains finite for any $F < 1$, while it diverges for the ideal case $F \rightarrow 1$ (vertical asymptote).

Appendix C: Evaluation of the figures of merit

We show here how the integrals entering the definition of the figures of merit F, F', F'' can be evaluated analytically. In

general, we can study how to evaluate expressions of the form

$$\mathcal{I}_{jklm}(\mathbf{K}) = \int_0^\infty ds (e^{-\mathbf{K}s})_{jk} (e^{-\mathbf{K}^\dagger s})_{lm}, \quad (23)$$

where \mathbf{K} is a generic $m \times m$ matrix obeying the stability condition $\lim_{\tau \rightarrow \infty} e^{-\mathbf{K}\tau} = 0$. Once $\mathcal{I}(\mathbf{K})$ is known, one can exploit $F = \mathcal{I}_{1,2,2,1}(\mathbf{M})$, and similar expressions for F', F'' . First, we note that it is convenient to express the tensor \mathcal{I} as a $m^2 \times m^2$ matrix, according to the compact notation

$$\mathcal{I}(\mathbf{K}) = \int_0^\infty ds (e^{-\mathbf{K}s}) \otimes (e^{-\mathbf{K}^\dagger s}), \quad (24)$$

where \otimes indicates the Kronecker or direct matrix product. By direct inspection, one can see that \mathcal{I} is the solution to a Sylvester equation. Indicating by \mathbb{I} the $m \times m$ identity matrix, one has

$$\begin{aligned} \mathbf{K} \otimes \mathbb{I} \mathcal{I}(\mathbf{K}) + \mathcal{I}(\mathbf{K}) \mathbb{I} \otimes \mathbf{K}^\dagger &= \int_0^\infty ds \left(-\frac{d}{ds} \right) (e^{-\mathbf{K}s}) \otimes (e^{-\mathbf{K}^\dagger s}) \\ &= \mathbb{I} \otimes \mathbb{I}. \end{aligned} \quad (25)$$

Thus, all the required integrals can be obtained by solving linear systems of equations. Applying these techniques to the case $\mathbf{K} = \mathbf{M}$, one finds Eq. (10) of the main text. The figures of merit F' and F'' are instead obtained by considering $\mathbf{K} = \mathbf{M}'$ and $\mathbf{K} = \mathbf{M}''$ respectively. Their full expressions read

$$F' = \frac{\mathcal{T} \eta_{\text{tot}} 16 \lambda^2 \lambda'^2 n^2 (\Gamma + \kappa + \eta_{\text{tot}})}{(4 \kappa \lambda'^2 n + \eta_{\text{tot}} (\Gamma \kappa + 4 \lambda^2 n)) ((\Gamma + \kappa) (\Gamma \kappa + 4 \lambda^2 n) + 4 \Gamma \lambda'^2 n + \eta_{\text{tot}} ((\Gamma + \kappa)^2 + 4 \lambda'^2 n + (\Gamma + \kappa) \eta_{\text{tot}}))}, \quad (26)$$

$$F'' = \frac{\mathcal{T} \gamma_{\text{tot}} (4g^2 + \kappa'^2) (\gamma_{\text{tot}} + \kappa + 2\kappa')}{(\gamma_{\text{tot}} + \kappa + 2\kappa')^2 (\gamma_{\text{tot}} (\kappa + \kappa') + \kappa \kappa') + 4g^2 (\gamma_{\text{tot}} + \kappa) (\gamma_{\text{tot}} + \kappa + 4\kappa')}. \quad (27)$$

Although providing an accurate description of our dynamical processes, the two expression above are rather involved and not easily interpreted. We thus find it instructive to consider relevant parameter regimes in which they simplify to a manageable form. Let us start with the quantity F' . In this case, it is reasonable to take the total emission rate of the auxiliary cavity η_{tot} , as the dominant parameter. We then assume that the Hamiltonian coupling strengths $\lambda \sqrt{n}, \lambda' \sqrt{n}$ are a first order perturbation with respect to η_{tot} [$\lambda \sqrt{n}/\eta_{\text{tot}}, \lambda' \sqrt{n}/\eta_{\text{tot}} \sim O(\epsilon)$], while the loss parameters Γ, κ are of second order [$\Gamma/\eta_{\text{tot}}, \kappa/\eta_{\text{tot}} \sim O(\epsilon^2)$]. Here, ϵ represents a small parameter entering our perturbative expansion. We thus find that the leading term in the small parameter ϵ is

$$F' = \frac{\mathcal{T}}{1 + \frac{(\Gamma + \kappa) \eta_{\text{tot}}}{4n(\lambda')^2}} + O(\epsilon^2). \quad (28)$$

Together with the obvious requirement $\mathcal{T} \sim 1$, signifying the necessity of a high coupling efficiency to the waveguide, we

find again that a cooperativity parameter enters our figure of merit. In this case, a form of strong coupling regime in the auxiliary cavity is required. Interestingly, the first cavity decay enters such parameter as an additive contribution to the atomic decay rate. As before, we also notice that Eq. (28) monotonically increases as κ decreases.

Let us now move on to consider the quantity F'' . In this case, proceeding in a similar manner, we may take $\gamma_{\text{tot}} (= \eta_{\text{tot}})$ as the dominant parameter, g as a first order perturbation, and κ, κ' as second order terms. We find

$$F'' = \frac{\mathcal{T}}{1 + \frac{\gamma_{\text{tot}} (\kappa + \kappa')}{4g^2}} + O(\epsilon^2). \quad (29)$$

Once again, a cooperativity parameter directly affects the figure of merit of our protocol. In this case, the additional decay rate κ' introduced by the atoms combines additively with the bare decay rate κ of the main cavity.

Appendix D: Opening the cavity with a two level atom

Here, we show that even a two level system may be in principle capable of extracting a cavity field with high fidelity, in spite of its low dimensionality. Indeed, assume that the bosonic scatterer \hat{b} of the main text is substituted by a two level atom, such that the Hamiltonian becomes $\hat{H} = g(\hat{a}\hat{\sigma}^+ + \hat{a}^\dagger\hat{\sigma}^-)$. As before, we assume that the atom decays at rate γ in the waveguide, and γ_{ext} into external modes. The Heisenberg equations of the system in this case read [17]

$$\dot{\hat{a}} = -\frac{\kappa}{2}\hat{a} - ig\hat{\sigma}^- + \sqrt{\kappa}\hat{a}_{\text{in}}, \quad (30)$$

$$\dot{\hat{\sigma}}^- = -\frac{\gamma + \gamma_{\text{ext}}}{2}\hat{\sigma}^- + ig\sigma_z\hat{a} + \sigma_z(\sqrt{\gamma}\hat{b}_{\text{in}} + \sqrt{\gamma_{\text{ext}}}\hat{b}_{\text{ext},\text{in}}). \quad (31)$$

Now, let us assume that all relevant cavity states satisfy $\langle \hat{a}^\dagger \hat{a} \rangle \leq \bar{n}$, with \bar{n} fixed. If one works in the fast emission regime $\gamma \gg g\sqrt{\bar{n}}$, it is expected that the atom stays close to its ground state throughout the dynamics, and it can thus be adiabatically eliminated. Hence, we can substitute $\hat{\sigma}^- \simeq 0$, $\hat{\sigma}_z \simeq -1$ in Eq. (31), which in turn allows to express $\hat{\sigma}^-$ as a function of \hat{a} , \hat{b}_{in} , $\hat{b}_{\text{ext},\text{in}}$. Substituting this in Eq. (30), we have

$$\dot{\hat{a}} = -\frac{\kappa + \frac{4g^2}{\gamma + \gamma_{\text{ext}}}}{2}\hat{a} + \sqrt{\kappa}\hat{a}_{\text{in}} - i\frac{2g}{\gamma + \gamma_{\text{ext}}}(\sqrt{\gamma}\hat{b}_{\text{in}} + \sqrt{\gamma_{\text{ext}}}\hat{b}_{\text{ext},\text{in}}); \quad (32)$$

From the above equation, it is easy to identify the effective decay of mode \hat{a} into the three channels given respectively by the cavity loss — rate κ —, atomic loss — rate $4g^2\gamma_{\text{ext}}/(\gamma + \gamma_{\text{ext}})^2$ —, and waveguide emission — rate $4g^2\gamma/(\gamma + \gamma_{\text{ext}})^2$. It is then straightforward to prove that the usual beam-splitter mapping $\hat{f}_{\text{out}} = \sqrt{F_{\text{at}}}\hat{a}_0 + \sqrt{1 - F_{\text{at}}}\hat{a}_{\text{vac}}$ can be retrieved, now characterized by a figure of merit F_{at} that is given by the ratio between waveguide emission and total emission:

$$F_{\text{at}} \simeq \frac{1 - \frac{\gamma_{\text{ext}}}{\gamma + \gamma_{\text{ext}}}}{1 + \frac{(\gamma + \gamma_{\text{ext}})\kappa}{4g^2}}. \quad (33)$$

This indeed coincides with the result obtained for the bosonic scatterer in the main text, if the limit $\gamma \gg g \gg \kappa$ is taken in Eq. (10).

Appendix E: Integrating standard cavity QED with three-level atoms

For simplicity, let us describe here the case of $n = 1$ atom, the extension to $n > 1$ atoms being straightforward. Together with the ground state $|g\rangle$, we now consider two degenerate excited states $|e_1\rangle$ and $|e_2\rangle$. We assume that the transition $|g\rangle \leftrightarrow |e_1\rangle$ is coupled to the cavity field \hat{a} only, while $|g\rangle \leftrightarrow |e_2\rangle$ is coupled to \hat{a}_2 . In the two-cavity setup we have proposed, this selectivity may be due to a different spatial orientation of the atomic emission pattern of the two transitions, such that each transition is spatially matched to only one of the two cavity fields. If instead \hat{a} and \hat{a}_2 belong to the same cavity, the selectivity may be due to the different polarization of the two modes. The interaction Hamiltonian between atoms and fields reads

$$H_I = \lambda_1(\hat{a}|e_1\rangle\langle g| + \hat{a}^\dagger|g\rangle\langle e_1|) + \lambda_2(\hat{a}_2|e_2\rangle\langle g| + \hat{a}_2^\dagger|g\rangle\langle e_2|), \quad (34)$$

where λ_1 and λ_2 are the coupling strengths. To realize standard cavity QED within the high-Q cavity \hat{a} , we have to suppress the Hamiltonian term proportional to λ_2 . This can be achieved by simply applying a large detuning $\Delta_2 \gg \lambda_2$ to the excited state $|e_2\rangle$, which amounts to considering $H_I \rightarrow H_I + \Delta_2|e_2\rangle\langle e_2|$. After this operation, level $|e_2\rangle$ may be neglected, and the atom may be taken as a two level system strongly coupled to cavity \hat{a} only.

If instead we want to realize our coherent Q-switching scheme, we require the atom to behave as a two-level system that interacts with both fields \hat{a}, \hat{a}_2 . To this end, we consider the rotated basis $|e\rangle \equiv (|e_1\rangle + |e_2\rangle)/\sqrt{2}$, $|e'\rangle \equiv (|e_1\rangle - |e_2\rangle)/\sqrt{2}$. The interaction Hamiltonian then reads

$$H_I = \left(\frac{\lambda_1}{\sqrt{2}}\hat{a} + \frac{\lambda_2}{\sqrt{2}}\hat{a}_2\right)|e\rangle\langle g| + \left(\frac{\lambda_1}{\sqrt{2}}\hat{a} - \frac{\lambda_2}{\sqrt{2}}\hat{a}_2\right)|e'\rangle\langle g| + \text{h.c.} \quad (35)$$

It is now easy to see that the addition of a large detuning $H_I \rightarrow H_I + \Delta'|e'\rangle\langle e'|$, with $\Delta' \gg \lambda_1, \lambda_2$, allows us to neglect level $|e'\rangle$, so that Hamiltonian (11) can be retrieved with $\lambda \equiv \lambda_1/\sqrt{2}$, $\lambda' \equiv \lambda_2/\sqrt{2}$.