

Photon blockade in quadratically coupled optomechanical systems

Jie-Qiao Liao¹ and Franco Nori^{1,2}

¹*CEMS, RIKEN, Saitama 351-0198, Japan*

²*Department of Physics, The University of Michigan, Ann Arbor, Michigan 48109-1040, USA*

(Dated: March 20, 2018)

We study the steady-state photon statistics of a quadratically coupled optomechanical cavity, which is weakly driven by a monochromatic laser field. We examine the photon blockade by evaluating the second-order correlation function of the cavity photons. By restricting the system within the zero-, one-, and two-photon subspace, we obtain an approximate analytical expression for the correlation function. We also numerically investigate the correlation function by solving the quantum master equation including both optical and mechanical dissipations. The results show that, in the deep-resolved-sideband and single-photon strong-coupling regimes, the single-photon resonant driving will induce a photon blockade, which is limited by the thermal noise of the mechanical environment.

PACS numbers: 42.50.Pq, 42.50.Ar, 42.50.Wk, 07.10.Cm

I. INTRODUCTION

The realization of strong photon correlations at the few-photon level has become an interesting and important research topic in quantum optics [1–11]. The significance of this subject is mainly motivated by the considerable applications of correlated photons to the foundations of quantum theory as well as in quantum information science. So far, much effort has been devoted to the creation of correlated photons in various physical systems such as cavity-QED [3–7] and Kerr-type nonlinear cavities [9–11]. In particular, recent attention has been paid to the generation of photon correlations in optomechanical systems [12–21]. It has been shown that *linear* optomechanical couplings can cause a photon blockade in the combined single-photon strong-coupling and resolved-sideband regimes, and that this photon blockade is modulated by the phonon sidebands. However, the photon blockade in *quadratically* coupled optomechanical systems has not been studied.

In a conventional photon blockade, it is believed that the optical nonlinearity in the eigenenergy spectrum is the key element for obtaining the photon correlation. For example, in the Jaynes-Cummings (JC) system and the Kerr-type nonlinear cavity, the optical nonlinearity takes the form $\pm\alpha\sqrt{1+\beta s}$ and χs^2 , respectively, where α and β are the parameters of the JC system, χ is the Kerr parameter, and s is the photon number. In quadratically coupled optomechanical systems, there is an optical nonlinearity of type $\omega_M\sqrt{1+4g_0s/\omega_M}$ [g_0 and ω_M , cf. Eq. (1)] in the eigenenergy spectrum [22–24]. When the single-photon optomechanical coupling is strong enough, the optical nonlinearity could be used to create photon correlations. Inspired by this feature, in this paper we study the photon blockade in a *quadratically* coupled optomechanical cavity. Concretely, we analytically and numerically study the steady-state photon statistics of the quadratic optomechanical cavity. By examining the second-order correlation function, we clarify the photon blockade in this system by answering the following three

questions:

- (1) What is the inherent parameter condition for observing a photon blockade in the system?
- (2) How does one control the driving field to achieve a strong photon blockade?
- (3) How does the mechanical thermal noise affect the photon blockade?

II. THE MODEL

Specifically, we consider a quadratically coupled optomechanical system with a “membrane-in-the-middle” configuration [see Fig. 1(a)] [25–28]. In this setup, a thin dielectric membrane is placed at a node (or antinode) of the intracavity standing wave inside a Fabry-Pérot cavity. The mechanical displacement of the membrane quadratically couples to the cavity photon number. In addition, we assume that a monochromatic laser field with frequency ω_L is applied to weakly drive the cavity. In a frame rotating with the driving frequency ω_L , the Hamiltonian (with $\hbar = 1$) of the system is [25]

$$H_S = \Delta_c a^\dagger a + \omega_M b^\dagger b + g_0 a^\dagger a (b^\dagger + b)^2 + \Omega (a^\dagger + a), \quad (1)$$

where a (a^\dagger) and b (b^\dagger) are, respectively, the annihilation (creation) operators of the single-mode cavity field and the mechanical motion of the membrane, with the respective resonant frequencies ω_c ($\Delta_c = \omega_c - \omega_L$) and ω_M . The third term in Eq. (1) describes the quadratic optomechanical coupling with strength g_0 between the cavity field and the mechanical motion of the membrane. This coupling strength g_0 should satisfy the condition $(\omega_M + 4sg_0) > 0$ for the stability of the membrane, where s is the number of photons inside the cavity. The last term in Eq. (1) describes the driving process, and Ω is the driving magnitude.

Let us denote $|s\rangle_a$ and $|m\rangle_b$ ($s, m = 0, 1, 2, \dots$) as the harmonic-oscillator number states of the cavity and the membrane, respectively; then the eigensystem of the first

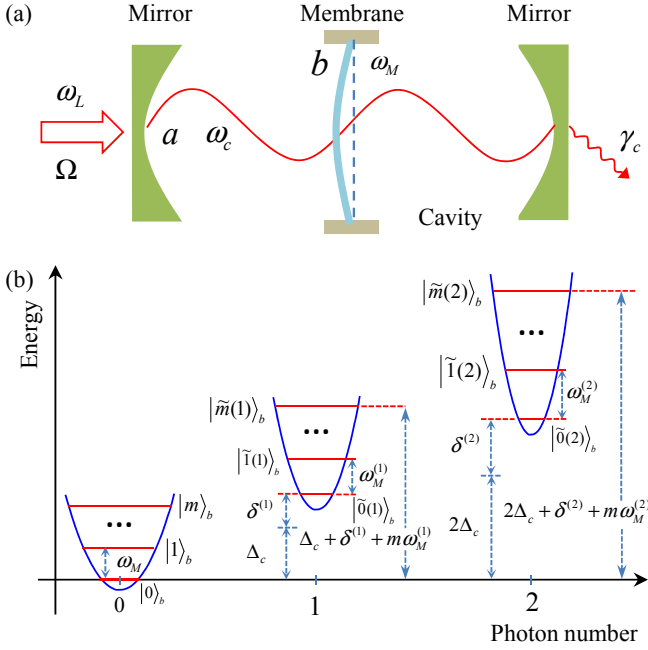


FIG. 1. (Color online) (a) Schematic diagram of the quadratically coupled optomechanical system with a “membrane-in-the-middle” configuration. (b) Diagram of the eigensystem (unscaled) of the Hamiltonian H_{opc} (limited in the subspace spanned by the zero-, one-, and two-photon states).

three terms $H_{\text{opc}} = \Delta_c a^\dagger a + \omega_M b^\dagger b + g_0 a^\dagger a (b^\dagger + b)^2$ in Hamiltonian (1) can be expressed as

$$H_{\text{opc}}|s\rangle_a|\tilde{m}(s)\rangle_b = E_{s,m}|s\rangle_a|\tilde{m}(s)\rangle_b, \quad (2)$$

where the eigenvalues are

$$E_{s,m} = s\Delta_c + m\omega_M^{(s)} + \delta^{(s)}. \quad (3)$$

Here we introduce the s -photon coupled membrane’s resonant frequency $\omega_M^{(s)}$ and frequency shift $\delta^{(s)}$:

$$\omega_M^{(s)} = \omega_M \sqrt{1 + \frac{4sg_0}{\omega_M}}, \quad \delta^{(s)} = \frac{1}{2}(\omega_M^{(s)} - \omega_M). \quad (4)$$

The s -photon squeezed number state in Eq. (2) is defined by

$$|\tilde{m}(s)\rangle_b = S_b(\eta^{(s)})|m\rangle_b, \quad (5)$$

where $S_b(\eta^{(s)}) = \exp[\eta^{(s)}(b^2 - b^{\dagger 2})/2]$ is the squeezing operator, with the squeezing factor

$$\eta^{(s)} = \frac{1}{4} \ln \left(1 + \frac{4sg_0}{\omega_M} \right). \quad (6)$$

In particular, when $s = 0$, we have $|\tilde{m}(0)\rangle_b = |m\rangle_b$, $\omega_M^{(0)} = \omega_M$, and $\delta^{(0)} = 0$. For convenience, the eigensystem of the Hamiltonian H_{opc} limited in the zero-, one-, and two-photon cases is shown in Fig. 1(b).

III. PHOTON BLOCKADE IN THE CAVITY

To investigate the photon blockade, we analytically and numerically examine the second-order correlation function of the cavity photons.

A. Approximate analytical results

In this section, we analytically calculate the second-order correlation function of the cavity photons by treating the weak-driving term in Hamiltonian (1) as a perturbation. For simplicity, we phenomenologically add an anti-Hermitian term to Hamiltonian (1) to describe the dissipation of the cavity photons. The effective non-Hermitian Hamiltonian takes the form

$$H_{\text{eff}} = H_S - i\frac{\gamma_c}{2}a^\dagger a. \quad (7)$$

Here we only consider the dissipation of the cavity field and neglect the membrane’s dissipation. This approximation is justified in the time scale $1/\gamma_c \ll t \ll 1/\gamma_M$ (where γ_M is the rate of mechanical dissipation) because $\gamma_c \gg \gamma_M$. In our numerical results, the mechanical dissipation is taken into account.

In the weak-driving regime, $\Omega/\gamma_c \ll 1$, the photon number is small, so we can work within the few-photon subspace spanned by the basis states $|0\rangle_a$, $|1\rangle_a$, and $|2\rangle_a$. A general state of the system in this subspace can be expressed as

$$|\varphi(t)\rangle = \sum_{s=0}^2 \sum_{m=0}^{\infty} C_{s,m}(t)|s\rangle_a|\tilde{m}(s)\rangle_b, \quad (8)$$

where $C_{s,m}$ are probability amplitudes. In terms of Eqs. (7) and (8), and the Schrödinger equation, we obtain the equations of motion for the probability amplitudes:

$$\dot{C}_{0,m} = -iE_{0,m}C_{0,m} - i\Omega \sum_{n=0}^{\infty} b\langle m|\tilde{n}(1)\rangle_b C_{1,n}, \quad (9a)$$

$$\begin{aligned} \dot{C}_{1,m} = & -(\gamma_c/2 + iE_{1,m})C_{1,m} - i\Omega \sum_{l=0}^{\infty} b\langle \tilde{m}(1)|l\rangle_b C_{0,l} \\ & - i\sqrt{2}\Omega \sum_{l=0}^{\infty} b\langle \tilde{m}(1)|\tilde{l}(2)\rangle_b C_{2,l}, \end{aligned} \quad (9b)$$

$$\dot{C}_{2,m} = -(\gamma_c + iE_{2,m})C_{2,m} - i\sqrt{2}\Omega \sum_{n=0}^{\infty} b\langle \tilde{m}(2)|\tilde{n}(1)\rangle_b C_{1,n}. \quad (9c)$$

These transition rates can be calculated using the relations $b\langle \tilde{m}(s)|\tilde{n}(s')\rangle_b = b\langle m|S_b(\eta^{(s')}) - \eta^{(s)}|n\rangle_b$ ($s, s' =$

0, 1, 2) and

$$\begin{aligned} \langle b|m|S_b(\xi)|n\rangle_b &= \frac{\sqrt{m!n!}}{(\cosh \xi)^{n+1/2}} \sum_{l'=0}^{\text{Floor}[\frac{m}{2}]} \sum_{l=0}^{\text{Floor}[\frac{n}{2}]} \frac{(-1)^{l'}}{l!l'} \\ &\times \frac{(\frac{1}{2} \tanh \xi)^{l+l'}}{(n-2l)!} (\cosh \xi)^{2l} \delta_{m-2l', n-2l}, \end{aligned} \quad (10)$$

where the function $\text{Floor}[x]$ gives the greatest integer less than or equal to x .

We now approximately solve Eq. (9) using a perturbation method. If there is no driving field, the cavity field will be in a vacuum. When a weak driving field is applied to the cavity, it may excite a single photon or two photons into the cavity, and thus we have the approximate scales $C_{0,m} \sim 1$, $C_{1,m} \sim \Omega/\gamma_c$, and $C_{2,m} \sim \Omega^2/\gamma_c^2$. To approximately solve Eq. (9), we drop higher-order terms in the zero- and one-photon probability amplitudes, i.e., dropping the second and third terms in Eqs. (9a) and (9b), respectively. For an initial empty cavity, we have $C_{1,m}(0) = 0$ and $C_{2,m}(0) = 0$, then the long-time solution of Eq. (9) can be approximately obtained as

$$C_{0,m}(\infty) = C_{0,m}(0) e^{-iE_{0,m}t}, \quad (11a)$$

$$C_{1,m}(\infty) = -\Omega \sum_{l=0}^{\infty} \frac{b\langle \tilde{m}(1)|l\rangle_b C_{0,l}(0) e^{-iE_{0,l}t}}{(E_{1,m} - E_{0,l} - i\frac{\gamma_c}{2})}, \quad (11b)$$

$$\begin{aligned} C_{2,m}(\infty) &= \sqrt{2}\Omega^2 \sum_{n,l=0}^{\infty} \frac{b\langle \tilde{m}(2)|\tilde{n}(1)\rangle_b}{(E_{2,m} - E_{0,l} - i\gamma_c)} \\ &\times \frac{b\langle \tilde{n}(1)|l\rangle_b C_{0,l}(0) e^{-iE_{0,l}t}}{(E_{1,n} - E_{0,l} - i\frac{\gamma_c}{2})}. \end{aligned} \quad (11c)$$

where $C_{0,m}(0)$ and $C_{0,l}(0)$ are determined by the initial state of the membrane. Based on Eqs. (8) and (11), the long-time state of the system can be obtained. Note that this approximation method has been used to study the photon statistics in cavity QED systems [29–32].

When the cavity field is in state (8), the equal-time (namely zero-time-delay) second-order correlation function can be written as

$$g^{(2)}(0) \equiv \frac{\langle a^\dagger a^\dagger a a \rangle}{\langle a^\dagger a \rangle^2} = \frac{2P_2}{(P_1 + 2P_2)^2}, \quad (12)$$

where $P_1 = \sum_{m=0}^{\infty} |C_{1,m}(t)|^2$ and $P_2 = \sum_{m=0}^{\infty} |C_{2,m}(t)|^2$ are the probabilities for finding a single photon and two photons in the cavity, respectively. In the weak-driving case, we have $P_1 \gg P_2$; then $g^{(2)}(0) \approx 2P_2/P_1^2$. We assume that the membrane is initially in its ground state $|0\rangle_b$, i.e., $C_{0,m}(0) = \delta_{m,0}$; then the long-time state of the system can be obtained from Eq. (11). Accordingly, the photon probabilities P_1 and P_2 , and the correlation function $g^{(2)}(0)$ can be obtained.

Interestingly, we examine the limit case $g_0/\omega_M \ll 1$. In this case, we expand the squeezing operators up to

zero-order in g_0/ω_M . However, we keep the energy-shift terms in the denominator of the amplitudes because these terms could be comparable to the cavity field decay rate. The correlation function can be approximated as

$$g^{(2)}(0) \approx \frac{4(\Delta_c + \delta^{(1)})^2 + \gamma_c^2}{(2\Delta_c + \delta^{(2)})^2 + \gamma_c^2}. \quad (13)$$

When $g_0/\omega_M \ll 1$, the present optomechanical system reduces to an effective three-level system formed by these three states: $|0\rangle_a|0\rangle_b$, $|1\rangle_a|\tilde{0}(1)\rangle_b$, and $|2\rangle_a|\tilde{0}(2)\rangle_b$. The corresponding values for the energy of these three states are 0, $\Delta_c + \delta^{(1)}$, and $2\Delta_c + \delta^{(2)}$. The difference between $\delta^{(2)}$ and $2\delta^{(1)}$ causes the energy-level anharmonicity, which is the physical origin for the appearance of the photon blockade. Note that the driving detuning Δ_c is a tunable quantity by changing the driving frequency.

In the single-photon resonance (spr) case, $\Delta_c = -\delta^{(1)}$, the correlation function becomes

$$g_{\text{spr}}^{(2)}(0) \approx \frac{\gamma_c^2}{(\delta^{(2)} - 2\delta^{(1)})^2 + \gamma_c^2}. \quad (14)$$

We have $g_{\text{spr}}^{(2)}(0) < 1$ when $\delta^{(2)} \neq 2\delta^{(1)}$. The larger the anharmonicity $\delta^{(2)} - 2\delta^{(1)}$ is, the smaller the correlation function $g_{\text{spr}}^{(2)}(0)$ is. If we expand the frequency shifts $\delta^{(1)}$ and $\delta^{(2)}$ up to g_0^2/ω_M , i.e., $\delta^{(1)} \approx g_0 - g_0^2/\omega_M$ and $\delta^{(2)} \approx 2g_0 - 4g_0^2/\omega_M$, then the correlation function becomes $g_{\text{spr}}^{(2)}(0) \approx \gamma_c^2 [4(g_0^2/\omega_M)^2 + \gamma_c^2]^{-1}$ [10, 14], which is the same as that for the Kerr-type nonlinear cavity with the Kerr parameter g_0^2/ω_M . This is because the energy spectrum of this system is the same as a Kerr nonlinearity when we expand $\delta^{(1)}$ and $\delta^{(2)}$ up to second-order in g_0/ω_M .

In the two-photon resonance (tpr) case, $\Delta_c = -\delta^{(2)}/2$, the correlation function becomes

$$g_{\text{tpr}}^{(2)}(0) \approx \frac{(\delta^{(2)} - 2\delta^{(1)})^2 + \gamma_c^2}{\gamma_c^2}. \quad (15)$$

We see $g_{\text{tpr}}^{(2)}(0) > 1$, when $\delta^{(2)} \neq 2\delta^{(1)}$. An interesting relation is $g_{\text{tpr}}^{(2)}(0)g_{\text{spr}}^{(2)}(0) = 1$.

B. Numerical results

We now turn to the numerical solution case. Including both optical and mechanical dissipations, the quantum master equation of the system is

$$\begin{aligned} \dot{\rho} &= i[\rho, H_S] + \frac{\gamma_c}{2}(2a\rho a^\dagger - a^\dagger a\rho - \rho a^\dagger a) \\ &+ \frac{\gamma_M}{2}(\bar{n}_M + 1)(2b\rho b^\dagger - b^\dagger b\rho - \rho b^\dagger b) \\ &+ \frac{\gamma_M}{2}\bar{n}_M(2b^\dagger \rho b - b b^\dagger \rho - \rho b b^\dagger), \end{aligned} \quad (16)$$

where we assume that the cavity field is connected with a vacuum bath, while the membrane's environment is

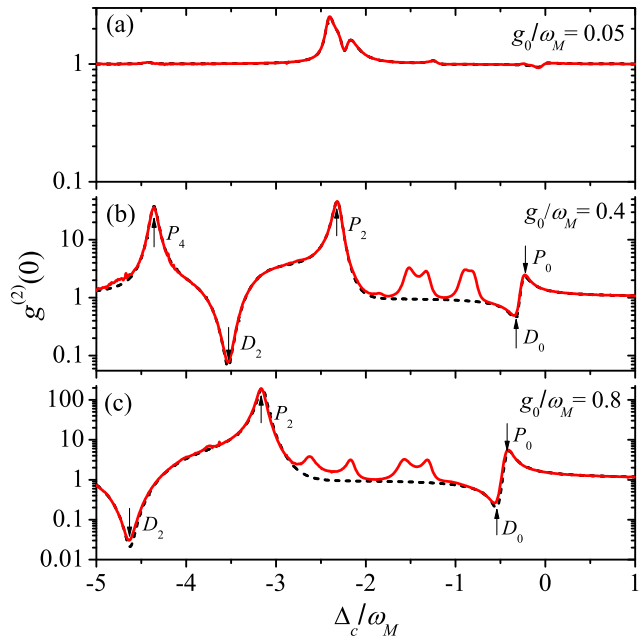


FIG. 2. (Color online) The equal-time second-order correlation function $g^{(2)}(0)$ versus the driving detuning Δ_c for various values of the optomechanical coupling strength g_0 . The solid (red) curves are numerical results using the solution of the quantum master equation (16), while the dashed (black) curves are based on the approximate analytical solution (11). Other parameters are: $\gamma_c/\omega_M = 0.1$, $\Omega/\omega_M = 0.01$, $\gamma_M/\omega_M = 0.001$, and $\bar{n}_M = 0$.

a heat bath at temperature T_M . γ_M is the mechanical dissipation rate, and $\bar{n}_M = [\exp(\omega_M/k_B T_M) - 1]^{-1}$ is the average thermal phonon number of the membrane, with k_B being the Boltzmann constant.

By numerically solving Eq. (16), the steady state of the system can be obtained, and the second-order correlation function $g^{(2)}(0)$ of the cavity field can be calculated accordingly [33]. In the following, we illustrate the dependence of $g^{(2)}(0)$ on other parameters such as the coupling strength g_0 , the driving detuning Δ_c , the cavity field decay rate γ_c , and the thermal phonon number \bar{n}_M in the membrane.

In Fig. 2, we plot the correlation function $g^{(2)}(0)$ as a function of Δ_c when the coupling strength g_0 takes various values. Here, the solid (red) curves are plotted using the numerical solution of Eq. (16), while the dashed (black) curves are based on the analytical solution in Eq. (11). Figure 2 shows that there is no photon blockade ($g^{(2)}(0) \ll 1$) for $g_0 < \gamma_c$. When $g_0 > \gamma_c$, the photon statistics transits between super-Poissonian ($g^{(2)}(0) > 1$) and sub-Poissonian ($g^{(2)}(0) < 1$) distributions with the change of Δ_c . In particular, the dips and peaks in these curves correspond to the single- and two-photon resonant driving cases, respectively. In the single-photon resonant driving case, a single photon can be resonantly excited into the cavity, while the probability for

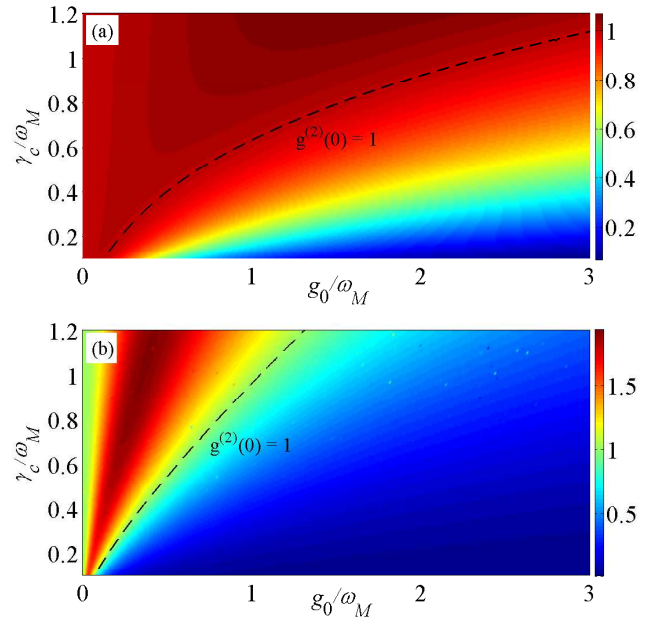


FIG. 3. (Color online) Plot of $g^{(2)}(0)$ as a function of the coupling strength g_0 and the cavity field decay rate γ_c under the single-photon resonant driving conditions: (a) $\Delta_c = -\delta^{(1)}$ and (b) $\Delta_c = -\delta^{(1)} - 2\omega_M^{(1)}$. Other parameters are: $\Omega/\omega_M = 0.01$, $\gamma_M/\omega_M = 0.001$, and $\bar{n}_M = 0$.

finding two photons in the cavity is largely suppressed due to the energy restriction; this represents a photon blockade ($g^{(2)}(0) \ll 1$, i.e., a dip). In the two-photon resonant driving case, the probability for two photons inside the cavity is resonantly enhanced, and this corresponds to a peak in the correlation function $g^{(2)}(0)$. Therefore, the location of these dips and peaks in Figs. 2(b) and 2(c) can be determined by the resonance conditions.

In the approximate analytical solution, the initial state of the membrane is assumed to be $|0\rangle_b$. Therefore, the well-matched dips and peaks (marked as $D_{l=0,2}$ and $P_{l=0,2,4}$ in Fig. 2) are determined by the resonant transitions involving the state $|0\rangle_a|0\rangle_b$, while the other peaks in the solid curves correspond to the transitions involving states $|0\rangle_a|n \neq 0\rangle_b$. In particular, the dip D_l and the peak P_l in Figs. 2(b) and 2(c) correspond to the single- and two-photon resonance conditions $\Delta_c + \delta^{(1)} + l\omega_M^{(1)} = 0$ and $2\Delta_c + \delta^{(2)} + l\omega_M^{(2)} = 0$, respectively. The respective locations of the dip D_l and the peak P_l are $\Delta_c = -(\delta^{(1)} + l\omega_M^{(1)})$ and $\Delta_c = -(\delta^{(2)} + l\omega_M^{(2)})/2$. They are related to the single-photon process $|0\rangle_a|0\rangle_b \leftrightarrow |1\rangle_a|\tilde{l}(1)\rangle_b$ and the two-photon process $|0\rangle_a|0\rangle_b \leftrightarrow |2\rangle_a|\tilde{l}(2)\rangle_b$, respectively.

To clarify the inherent parameter condition for observing the photon blockade, we illustrate, in Fig. 3, the correlation function $g^{(2)}(0)$ as a function of γ_c and g_0 under the single-photon resonant driving conditions: (a) $\Delta_c = -\delta^{(1)}$ and (b) $\Delta_c = -(\delta^{(1)} + 2\omega_M^{(1)})$. We can see three features from Fig. 3:

(i) The curves $g^{(2)}(0) = 1$ provide a boundary for different photon distributions: super-Poissonian and sub-Poissonian. We see that the $g^{(2)}(0) \ll 1$ appears in the region $g_0 > \gamma_c$. When $g^{(2)}(0) < 1$, the $g^{(2)}(0)$ decreases with increasing g_0 . This means that the photon blockade grows when increasing the quadratic coupling strength. This result is different from the linear optomechanical coupling case [13] in which the correlation function exhibits an oscillating feature due to the modulation of the phonon sidebands. In the present case, when the single-photon process is resonant, the phonon sidebands will not be resonant in the dominating two-photon transitions [34].

(ii) In the region $\gamma_c/\omega_M > 1$, the value of $g^{(2)}(0)$ could be smaller than 1 for a large coupling strength g_0 . This phenomenon is also different from the linear optomechanical coupling case, in which the correlation function $g^{(2)}(0) < 1$ appears only in the resolved sideband regime $\gamma_c/\omega_M < 1$. We can explain this from the fact that, though the usual resolved-sideband condition $\gamma_c < \omega_M$ does not satisfy, the two-photon coupled phonon states $|\tilde{l}(2)\rangle_b$ can be still resolved in the region $\gamma_c > \omega_M$ because of $\omega_M^{(2)} > \gamma_c$.

(iii) In the single-photon resonant driving cases, the correlation function $g^{(2)}(0)$ for the case of $\Delta_c = -(\delta^{(1)} + 2\omega_M^{(1)})$ is much smaller than that for the case of $\Delta_c = -\delta^{(1)}$. This phenomenon can be understood based on the photon probabilities in the cavity. As an example, we consider the parameters in Fig. 2(c). In the weak-driving case, the correlation function can be approximately expressed as $g^{(2)}(0) \approx 2P_2/P_1^2$. When the driving detuning changes from $\Delta_c = -\delta^{(1)}$ to $\Delta_c = -(\delta^{(1)} + 2\omega_M^{(1)})$, the single-photon probability decreases by one order of magnitude, but the two-photon probability decreases by three orders of magnitude. Consequently, the driving of $\Delta_c = -(\delta^{(1)} + 2\omega_M^{(1)})$ will induce a stronger photon blockade than the case of $\Delta_c = -\delta^{(1)}$.

Based on the above analysis, we now answer the questions (1) and (2) proposed in the introduction: (i) For observing the photon blockade ($g^{(2)}(0) \ll 1$), the system should work in the deep-resolved-sideband regime $\gamma_c \ll \omega_M$ and the single-photon strong-coupling regime $g_0 > \gamma_c$. (ii) The single-photon phonon-sideband resonant driving $\Delta_c = -(\delta^{(1)} + 2\omega_M^{(1)})$ is helpful to induce a strong photon blockade.

To answer question (3), we investigate the influence of the mechanical thermal phonon number \bar{n}_M on the correlation function, as shown in Fig. 4. In the single-photon resonant driving cases, the value of $g^{(2)}(0)$ increases when increasing \bar{n}_M . This means that the photon blockade is limited by the thermal noise of the mechanical environment. To maintain the photon blockade, the mechanical thermal noise needs to be suppressed.

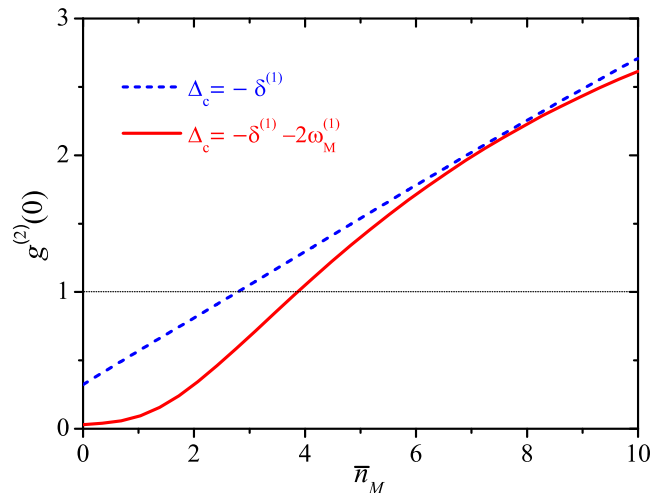


FIG. 4. (Color online) Plot of $g^{(2)}(0)$ versus the mechanical thermal phonon number \bar{n}_M under the single-photon resonance conditions. Other parameters are: $g_0/\omega_M = 0.8$, $\gamma_c/\omega_M = 0.1$, $\Omega/\omega_M = 0.01$, and $\gamma_M/\omega_M = 0.001$.

IV. CONCLUSION AND REMARKS

In conclusion, we have studied the steady-state photon statistics of a quadratically-coupled optomechanical cavity, which is weakly driven by a monochromatic laser field. We have obtained the approximate analytical expression of the second-order correlation function for the cavity photons by treating the driving term as a perturbation. We numerically solved the quantum master equation including both optical and mechanical dissipations. We found that the photon blockade can be induced by the quadratic optomechanical coupling under the single-photon resonant driving condition. In particular, the phonon sideband resonant driving $\Delta_c = -(\delta^{(1)} + 2\omega_M^{(1)})$ could enhance the phonon blockade. To observe the photon blockade, the system should work in both the deep-resolved-sideband regime and the single-photon strong-coupling regime. We have also found that the generated photon blockade effect is limited by the thermal noise from the mechanical environment.

Finally, we present some remarks on the experimental feasibility for observing a photon blockade induced by the quadratic optomechanical couplings. Currently, the resolved-sideband regime ($\omega_M \gg \gamma_c$) is accessible in some experimental systems. The key challenge is the realization of $g_0 > \gamma_c$. So far, the experimentally accessible couplings are too weak to reach this regime. However, recent advances have been made in the enhancement of this coupling strength. For the coupling strength $g_0 = \frac{1}{2}\omega_c''(0)x_{\text{zpf}}^2$ (x_{zpf} being the mechanical zero-point fluctuation), the value of $\omega_c''(0)$ has been increased significantly from about 30 MHz/nm² [27] to 20 GHz/nm² [35] using a fiber cavity with a smaller mode size. For a $x_{\text{zpf}} \sim 5$ pm, suggested in Ref. [25], the coupling strength g_0 can reach several kilohertz. In addition, a quadratic

coupling $g_0 \sim 2\pi \times 0.7$ MHz has been theoretically estimated in a near-field optomechanical system [36].

ACKNOWLEDGMENTS

JQL would like to thank Xin-You Lü for technical support. JQL is supported by the Japan Society for the Promotion of Science (JSPS) Foreign Postdoctoral Fellowship No. P12503. FN is partially supported by the ARO, RIKEN iTHES Project, MURI Center for Dynamic Magneto-Optics, JSPS-RFBR Contract No. 12-02-92100, Grant-in-Aid for Scientific Research (S), MEXT Kakenhi on Quantum Cybernetics, and the JSPS via its FIRST program.

-
- [1] I. Carusotto and C. Ciuti, *Rev. Mod. Phys.* **85**, 299 (2013).
- [2] A. Imamoglu, H. Schmidt, G. Woods, and M. Deutsch, *Phys. Rev. Lett.* **79**, 1467 (1997).
- [3] K. M. Birnbaum, A. Boca, R. Miller, A. D. Boozer, T. E. Northup, and H. J. Kimble, *Nature (London)* **436**, 87 (2005).
- [4] A. Faraon, I. Fushman, D. Englund, N. Stoltz, P. Petroff, and J. Vučković, *Nature Physics* **4**, 859 (2008).
- [5] C. Lang, D. Bozyigit, C. Eichler, L. Steffen, J. M. Fink, A. A. Abdumalikov, Jr., M. Baur, S. Filipp, M. P. da Silva, A. Blais, and A. Wallraff, *Phys. Rev. Lett.* **106**, 243601 (2011).
- [6] A. Reinhard, T. Volz, M. Winger, A. Badolato, K. J. Hennessy, E. L. Hu, and A. Imamoglu, *Nature Photonics* **6**, 93 (2012).
- [7] T. Peyronel, O. Firstenberg, Q.-Y. Liang, S. Hofferberth, A. V. Gorshkov, T. Pohl, M. D. Lukin, and V. Vuletić, *Nature (London)* **488**, 57 (2012).
- [8] J. F. Huang, J. Q. Liao, and C. P. Sun, *Phys. Rev. A* **87**, 023822 (2013).
- [9] J. Q. Liao and C. K. Law, *Phys. Rev. A* **82**, 053836 (2010).
- [10] S. Ferretti, L. C. Andreani, H. E. Türeci, and D. Gerace, *Phys. Rev. A* **82**, 013841 (2010).
- [11] A. Miranowicz, M. Paprzycka, Y. X. Liu, J. Bajer, and F. Nori, *Phys. Rev. A* **87**, 023809 (2013).
- [12] P. Rabl, *Phys. Rev. Lett.* **107**, 063601 (2011).
- [13] J. Q. Liao and C. K. Law, *Phys. Rev. A* **87**, 043809 (2013).
- [14] X. W. Xu, Y. J. Li, and Y. X. Liu, *Phys. Rev. A* **87**, 025803 (2013).
- [15] A. Kronwald, M. Ludwig, and F. Marquardt, *Phys. Rev. A* **87**, 013847 (2013).
- [16] M. Ludwig, A. H. Safavi-Naeini, O. Painter, and F. Marquardt, *Phys. Rev. Lett.* **109**, 063601 (2012).
- [17] K. Stannigel, P. Komar, S. J. M. Habraken, S. D. Bennett, M. D. Lukin, P. Zoller, and P. Rabl, *Phys. Rev. Lett.* **109**, 013603 (2012).
- [18] P. Kómár, S. D. Bennett, K. Stannigel, S. J. M. Habraken, P. Rabl, P. Zoller, and M. D. Lukin, *Phys. Rev. A* **87**, 013839 (2013).
- [19] X. W. Xu and Y. J. Li, *J. Phys. B: At. Mol. Opt. Phys.* **46**, 035502 (2013).
- [20] X. Y. Lü, W. M. Zhang, S. Ashhab, Y. Wu, and F. Nori, arXiv:1210.8299.
- [21] V. Savona, arXiv:1302.5937.
- [22] A. Rai and G. S. Agarwal, *Phys. Rev. A* **78**, 013831 (2008).
- [23] H. Shi and M. Bhattacharya, *Phys. Rev. A* **87**, 043829 (2013).
- [24] J. Q. Liao and F. Nori, arXiv:1304.6612.
- [25] J. D. Thompson, B. M. Zwickl, A. M. Jayich, F. Marquardt, S. M. Girvin, and J. G. E. Harris, *Nature (London)* **452**, 72 (2008).
- [26] M. Bhattacharya, H. Uys, and P. Meystre, *Phys. Rev. A* **77**, 033819 (2008).
- [27] J. C. Sankey, C. Yang, B. M. Zwickl, A. M. Jayich, and J. G. E. Harris, *Nature Phys.* **6**, 707 (2010).
- [28] H. K. Cheung and C. K. Law, *Phys. Rev. A* **84**, 023812 (2011).
- [29] H. J. Carmichael, R. J. Brecha, and P. R. Rice, *Opt. Commun.* **82**, 73 (1991).
- [30] R. J. Brecha, P. R. Rice, and M. Xiao, *Phys. Rev. A* **59**, 2392 (1999).
- [31] S. Rebić, A. S. Parkins, and S. M. Tan, *Phys. Rev. A* **65**, 043806 (2002).
- [32] J. Leach and P. R. Rice, *Phys. Rev. Lett.* **93**, 103601 (2004).
- [33] Our numerical results are calculated based on the quantum optics toolbox by Tan [S. M. Tan, *J. Opt. B: Quantum Semiclass. Opt.* **1**, 424 (1999)], some important datas are checked with the QuTiP package [J. R. Johansson, P. D. Nation, and F. Nori, *Comput. Phys. Commun.* **183**, 1760 (2012); **184**, 1234 (2013)].
- [34] For the transitions $|0\rangle_a|0\rangle_b \leftrightarrow |1\rangle_a|2\tilde{n}(1)\rangle_b \leftrightarrow |2\rangle_a|2\tilde{m}(2)\rangle_b$, when the single-photon process is resonant, i.e., $\omega_L = \omega_c + \delta^{(1)} + 2n\omega_M^{(1)}$, then the two-photon resonance condition is $2\delta^{(1)} + 4n\omega_M^{(1)} = \delta^{(2)} + 2m\omega_M^{(2)}$, which leads to $m = [(4n + 1)\sqrt{1 + 4x} - (1 + \sqrt{1 + 8x})/2]/(2\sqrt{1 + 8x})$ with $x = g_0/\omega_M$. For the dominating transitions $n, m = 0, 1$, there is no proper x satisfying the two-photon resonant condition.
- [35] N. E. Flowers-Jacobs, S. W. Hoch, J. C. Sankey, A. Kashkanova, A. M. Jayich, C. Deutsch, J. Reichel, and J. G. E. Harris, *Appl. Phys. Lett.* **101**, 221109 (2012).
- [36] H. K. Li, Y. C. Liu, X. Yi, C. L. Zou, X. X. Ren, and Y. F. Xiao, *Phys. Rev. A* **85**, 053832 (2012).