

Recent Trends in the Study of Compact Objects: Theory and Observation
 ASI Conference Series, 2013, Vol. **, pp **_**
 Edited by Santabrata Das, Anuj Nandi and Indranil Chattopadhyay



X-ray and Infrared Properties of Be/X-ray Binary Pulsars

Sachindra Naik*

Physical Research Laboratory, Navrangpura, Ahmedabad 380009, Gujarat, India

Received — ; accepted —

Abstract. During normal Type I outbursts, the pulse profiles of Be/X-ray binary pulsars are found to be complex in soft X-ray energy ranges. The profiles in soft X-ray energy ranges are characterized by the presence of narrow absorption dips or dip-like features at several pulse phases. However, in hard X-ray energy ranges, the pulse profiles are rather smooth and single-peaked. Pulse phase-averaged spectroscopy of these pulsars had been carried out during Type I outbursts. The broad-band spectrum of these pulsars were well described by partial covering high energy cutoff power-law model with interstellar absorption and Iron K_{α} emission line at 6.4 keV. Phase-resolved spectroscopy revealed that the presence of additional matter at certain pulse phases that partially obscured the emitted radiation giving rise to dips in the pulse profiles. The additional absorption is understood to be taking place by matter in the accretion streams that are phase locked with the neutron star. Optical/infrared observations of the companion Be star during these Type I outbursts showed that the increase in the X-ray intensity of the pulsar is coupled with the decrease in the optical/infrared flux of the companion star. There are also several changes in the IR/optical emission line profiles during these X-ray outbursts. The X-ray properties of these pulsars during Type I outbursts and corresponding changes in optical/infrared wavebands are briefly discussed in this paper.

Keywords : stars: binaries: general - stars: pulsars: general - stars: neutron - X-rays: binaries - X-rays: bursts - transients

*email: snaik@prl.res.in

1. Introduction

High Mass X-ray Binaries (HMXBs) are known to be strong X-ray emitters and appear as the brightest X-ray sources in the sky. These systems are classified as Be/X-ray binaries (largest subclass of HMXBs) and supergiant X-ray binaries. The compact object in Be/X-ray binaries is generally a neutron star whereas the companion is a B or O-type star which shows Balmer emission lines in its spectra. The neutron star in these systems is typically in a wide orbit with moderate eccentricity with orbital period in the range of 16-400 days. The neutron star spends most of the time far away from the circumstellar disk of the companion Be star. It accretes matter from the companion while passing through its circumstellar disk at the periastron passage. The abrupt accretion of huge amount of matter onto the neutron star results in strong outbursts (Okazaki & Negueruela 2001) during which the X-ray emission from the pulsar can be transiently enhanced by a factor more than ~ 10 . Pulsars in Be/X-ray binary systems generally show periodic normal (Type I) X-ray outbursts that coincide with the periastron passage of the neutron star and giant (Type II) X-ray outbursts which do not show any clear orbital dependence (Negueruela et al. 1998). The spin period of these pulsars is found to be in the range of a few seconds to several hundred seconds. The X-ray spectra of these pulsars are generally hard. Fluorescent iron emission line at 6.4 keV is observed in the spectrum of most of the accretion powered X-ray pulsars. For a brief review on the properties of Be/X-ray binary pulsars, refer to Paul & Naik (2011).

The Be stars in the Be/X-ray binary systems show spectral lines such as hydrogen (Balmer and Paschen series) lines in emission (Porter & Rivinius 2003). Apart from these hydrogen emission lines, these stars occasionally show He and Fe lines in emission (Hanuschik 1996). These Be stars show an infrared excess i.e. an excess amount of IR emission compared to the IR emission from an absorption-line B star of same spectral type. The observed IR excess and emission lines in the optical/IR spectra of Be stars are attributed to the presence of an equatorial circumstellar disk. In Be/X-ray binary systems, the circumstellar disk of the companion star is being truncated/evacuated by the neutron star at the periastron passage resulting in X-ray outbursts. During X-ray outbursts, there are several occasions when extreme changes in emission line profiles and optical/infrared J, H, K magnitudes of companion Be star have been reported. In the following sections, we briefly describe the X-ray properties of the pulsar during type I outbursts and related changes observed in optical/infrared wavebands in Be/X-ray binaries.

2. Pulse profiles of Be/X-ray pulsars during Type I outbursts

Accretion powered transient Be/X-ray binary pulsars show luminosity dependence of pulse profiles. During quiescent phase when the mass accretion rate is steady and low, these pulsars show smooth and single-peaked profiles (viz. A0535+262; Mukherjee & Paul 2005). However, during the periastron passage, abrupt accretion of huge amount

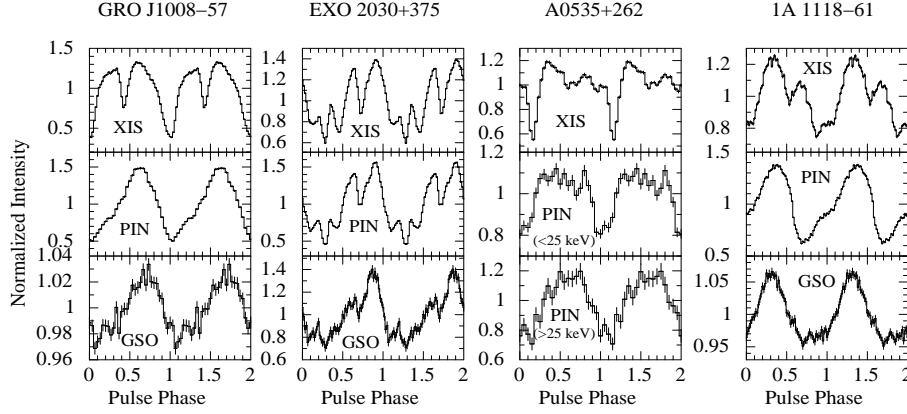


Figure 1. The pulse profiles of four Be/X-ray binary pulsars during type I outbursts. Profiles of the pulsars obtained from *Suzaku* XIS, PIN and GSO data are in 0.5-10 keV, 10-70 keV and 40-200 keV energy ranges, respectively. However, for A0535+262, the pulse profiles shown in middle and bottom panels are in 10-25 keV and 25-70 keV energy ranges.

of mass onto the neutron star from the Be circumstellar disk results in significant increase in the X-ray luminosity. During these outbursts, the pulse profile of these pulsars show the presence of dips at certain pulse phases. These dips are found to be prominent at soft X-ray energy ranges and gradually disappear from the hard X-ray pulse profiles. Pulse profiles of four Be/X-ray binary pulsars such as GRO J1008-57 (93.737 s spin period; Naik et al. 2011), EXO 2030+375 (41.41 s spin period; Naik et al. 2013), A0535+262 (103.375 s spin period; Naik et al. 2008) and 1A 1118-61 (407.49 s spin period; Maitra et al. 2012) are shown in Figure 1. The observations of these pulsars were carried out during respective type I outbursts using XIS, PIN and GSO detectors of *Suzaku* observatory. The presence of dips in soft X-ray pulse profiles (0.5-10 keV range; XIS) are clearly seen in all cases. These dips gradually disappear with energy making the hard X-ray pulse profiles (PIN/GSO) smooth and single-peaked. Broad-band energy spectrum of these Be/X-ray binary pulsars during respective type I outbursts were described by several continuum models such as high energy cutoff power-law, negative and positive power-law with exponential cutoff, a partial covering power-law with high energy cutoff continuum models. However, the partial covering power-law with high energy cutoff model is found to be best suitable model to explain both the phase-averaged and phase-resolved spectra. This model was used to fit the energy spectrum of many other Be/X-ray binary pulsars which are not described in this paper. Using this model, the dips or dip-like features in the pulse profile are explained by the presence of an additional absorption component with high column density and covering fraction at the same pulse phase. Pulse phase-resolved spectroscopy of two Be/X-ray binary pulsars (GRO J1008-57 and EXO 2030+375) are shown in Figure 2. It can be seen that the values of additional absorption column density N_{H2} and covering fraction are high at dip phases in the pulse profiles. The additional absorption is understood to be taking place by matter in the accretion streams that are phase locked with the neutron star.

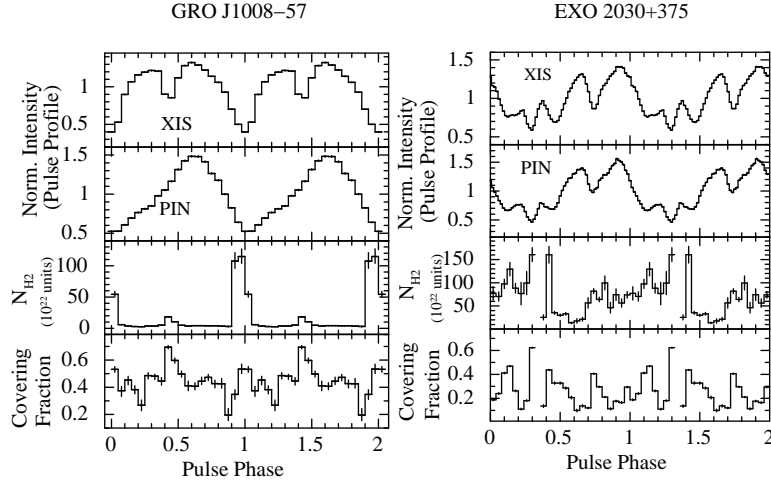


Figure 2. Change in the values of additional absorption column density (N_{H2} ; in units of 10^{22} atoms cm^{-2}) (local to the neutron star) and covering fraction with pulse phase for Be/X-ray binary pulsars GRO J1008-57 and EXO 2030+375. Pulse profiles in 0.5-10 keV (XIS) and 10-70 keV (PIN) energy ranges are shown in top two panels for both the pulsars.

3. Infrared observations of the Be/X-ray binaries

During the periastron passage of the neutron star in Be/X-ray binary systems, the circumstellar disk of the Be companion star is most affected. The circumstellar disk is partially truncated or evacuated during the periastron passage. This evacuated matter from the disk contributes towards the enhancement of the X-ray intensity from the neutron star giving rise to type I outbursts. As the circumstellar disk significantly contributes towards the infrared emission from the companion Be star, the effect of periastron passage is expected to be pronounced in IR bands than in optical bands. A striking episode of circumstellar disk loss and subsequent formation of new disk have been reported in A0535+262/HDE 245770 Be/X-ray binary system (Haigh et al. 1999). During this episode, the Br γ emission line was detected in absorption along with significant decrease in the strength of He I line at $2.058 \mu\text{m}$. IR spectroscopy of the companion star HDE 245770 obtained over 1992-1995 showed significant variability, implying changes in the circumstellar disk (Clark et al. 1998). A decrease in the flux of Paschen series lines, the strength of H_α line and the optical continuum emission were seen between 1993 December and 1994 September. These changes were attributed to the reduction in the emission measure of the Be disk.

Extensive monitoring of this Be/X-ray binary system was carried out in near-infrared bands at different phases of its ~ 111 d orbital period with the 1.2 m telescope of Mt. Abu IR observatory (Naik et al. 2012). During this campaign, changes of such striking nature i.e. appearance of emission lines in absorption or significant change in the emission line intensities were not detected. However, photometric observations

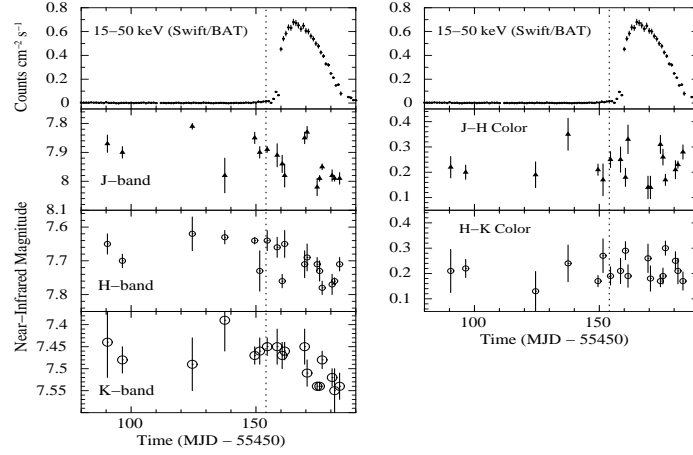


Figure 3. The Swift/BAT X-ray light curve (top panels) and the near-infrared *JHK* light curves (left panels) of the Be star in A0535+262/HDE 245770 binary system, covering the type I X-ray outburst in 2011 February-March. The second and third panels in right side show the J-H and H-K colors of the Be/X-ray binary system.

of the Be star showed a gradual and systematic fading in the *JHK* light curves since the onset of the X-ray outburst in 2011 February-March (Figure 3). Interferometric studies of a few Be stars indicate that different emission lines in IR and optical spectrum originate from different regions in the circumstellar disk (Gies et al. 2007). In our monitoring of A0535+262 Be/X-ray binary system, the strength of emission lines in *JHK* spectra were comparable during the X-ray outburst to that during quiescent phase. However, gradual decrease in the photometric magnitude of the Be star suggest that a mild evacuation/truncation of the circumstellar disk of the companion star took place without affecting the line emitting regions in the disk. Near infrared photometric and spectroscopic monitoring of another Be/X-ray binary X Per/HD 24534 in *JHK* bands revealed that the Be star reached a very high state of near-IR brightness (Mathew et al. 2012; 2013). The Be star continued brightening in *JHK* bands throughout the monitoring campaign from 2010 December to 2012 April. The *JHK* spectra were dominated by emission lines of He I and Paschen and Brackett lines of H I. It was found that the equivalent widths and the fluxes of prominent H I and He I emission lines in *JHK* spectra anti-correlate with the strength of the continuum. During the monitoring of the Be star from 2010 December to 2012 April, however, no X-ray flaring episode was detected. Though the neutron star in the binary system does not pass through the circumstellar disk of the Be companion due to low value of eccentricity, there are reports of X-ray outbursts detected in X Per from continuous monitoring with *RXTE*, *Swift* and *INTEGRAL* observatories (Lutovinov et al. 2012). Event of circumstellar disk loss in X Per has not been reported since 1989. The observed near-IR brightening of the Be star can be interpreted as due to increase in the size of the circumstellar disk. In that case, there is a possibility of detection of an X-ray outburst in X Per Be binary system in future.

Extreme changes in emission line profiles of Be stars have been observed in several cases. Some notable examples of drastic $H\alpha$ line profile changes are in Omicron Cas (Slettebak & Reynolds 1978), GX 304-1 (Corbet et al. 1986), γ Cas (Doazan et al. 1983) etc. In Be/X-ray binary 4U 1258-61 (GX 304-1), Corbet et al. (1986) found that the $H\alpha$ line profile changed from a shell profile to an absorption profile over a period of four years. In V635 Cas Be/X-ray binary system, the $H\alpha$ line profile was found to change from emission to absorption during 1997 February - 1997 July (Negueruela et al. 2001). The striking feature here is, all these changes are observed to be coincided with the type I X-ray outbursts from the neutron star in the binary systems.

Acknowledgments

The research work at Physical Research Laboratory is funded by the Department of Space, Government of India. The author thanks the organizers for their invitation to participate in the conference. Sincere thanks to Prof. Biswajit Paul of Raman Research Institute, Bangalore for kindly agreeing to present this work in the conference at very short notice.

References

- Clark J. S., Steele I. A., Coe M. J., Roche P., 1998, MNRAS, 297, 657
 Corbet R. H. D., Smale A. P., Menzies J. W., 1986, MNRAS, 221, 961
 Doazan V., Franco M., Sedmak G., Stalio R., Rusconi L., 1983, A&A, 128, 171
 Gies D. R. et al., 2007, ApJ, 654, 527
 Haigh N. J., Coe M. J., Fabregat J., 1999, MNRAS, 310, L21
 Hanuschik R. W., 1996, A&A, 308, 170
 Lutovinov A., Tsygankov S., Chernyakova M., 2012, MNRAS, 423, L1978
 Maitra C., Paul B., Naik S., 2012, MNRAS, 420, 2307
 Mathew B., Banerjee D. P. K., Naik S., Ashok N. M., 2012, MNRAS, 423, 2486
 Mathew B., Banerjee D. P. K., Naik S., Ashok N. M., 2013, AJ, 145, 158
 Mukherjee U., Paul B., 2005, A&A, 431, 667
 Naik S., et al., 2008, ApJ, 672, 516
 Naik S., Paul B., Kachhara C., Vadawale S. V., 2011, MNRAS, 413, 241
 Naik S., Mathew B., Banerjee D. P. K., Ashok N. M., Jaiswal R. R., 2012, RAA, 12, 177
 Naik S., Maitra C., Jaisawal G. K., Paul B., 2013, ApJ, 746, 158
 Negueruela I., Reig P., Coe M. J., Fabregat J., 1998, A&A, 336, 251
 Negueruela I., Okazaki A. T., Fabregat J., Coe M. J., Munari U., Tomov T., 2001, A&A, 369, 117
 Okazaki A. T., Negueruela I., 2001, A&A, 377, 161
 Paul B., Naik S., 2011, BASI, 39, 429
 Porter J. M., Rivinius T., 2003, PASP, 115, 1153
 Slettebak A., Reynolds R. C., 1978, ApJS, 38, 205