



A Near-Infrared Spectroscopic Study of Young Field Ultracool Dwarfs: Additional Analysis

K. N. Allers¹ and Michael C. Liu²

¹ Department of Physics and Astronomy, Bucknell University, Lewisburg, PA 17837, USA;
e-mail: k.allers@bucknell.edu

² Institute for Astronomy, University of Hawaii, 2680 Woodlawn Drive, Honolulu, HI 96822, USA

Abstract. We present additional analysis of the classification system presented in Allers & Liu (2013). We refer the reader to Allers & Liu (2013) for a detailed discussion of our near-IR spectral type and gravity classification system. Here, we address questions and comments from participants of the Brown Dwarfs Come of Age meeting. In particular, we examine the effects of binarity and metallicity on our classification system. We also present our classification of Pleiades brown dwarfs using published spectra. Lastly, we determine SpTs and calculate gravity-sensitive indices for the BT-Settl atmospheric models and compare them to observations.

Key words. brown dwarfs – infrared: stars – planets and satellites: atmospheres – stars: low-mass

1. Introduction

In Allers & Liu (2013), hereinafter A13, we present a method for classifying the spectral types (SpTs) and surface gravities of ultracool dwarfs. The SpT classification utilizes both visual comparison to field standards and SpT-sensitive indices. A13 also present new gravity-sensitive indices which measure FeH, VO, alkali line and *H*-band continuum features. Using gravity-sensitive indices and line EWs, A13 propose three near-IR gravity classes: FLD-G for objects with normal field dwarf gravities, VL-G for objects with strong spectral signatures of youth (ages ~10–30 Myr), & INT-G for objects with intermediate spectral signatures of youth (ages ~50–200 Myr).

2. Binarity

Unresolved binarity can cause peculiarities in the near-IR spectra of brown dwarfs, which are apparent even at low spectral resolution ($R \approx 100$). Spectral peculiarity has been used to identify candidate brown dwarf binaries (e.g., Burgasser et al. 2010). Young, low-gravity objects also show signs of spectral peculiarity, which raises two interesting questions: 1) could the spectral peculiarities we attribute to low-gravity be mimicked by unresolved binarity of normal field dwarfs? and 2) to what extent could binarity affect our classification of young, low-gravity, ultracool dwarfs?

To test if the spectra of unresolved field dwarf binaries could show evidence of youth in our indices, we combined the spectra of the field dwarf near-IR standards from Kirkpatrick

et al. (2010) to create artificial binaries. We first scaled the spectra of the field standards using SpT - M_J relations from Dupuy & Liu (2012) so that the spectra were in units of absolute flux. We then co-added two scaled spectra for all possible pairings of standards to create 434 field composite binary spectra. Using the method of A13, we determined the near-IR SpTs for each binary and found that we properly classified all of our artificial M4–L6 (the applicable range of the A13 method) field dwarf binaries as having normal FLD-G gravities. We conclude that normal field dwarf binaries are unlikely to contaminate spectroscopic samples of young-low gravity objects.

To test the effects of binarity on our classification of low-gravity objects, we created artificial composite binary spectra by combining the low-resolution spectra of young objects in the A13 sample having published parallax values. Table 1 lists the particular spectra we used. We created the artificial low-gravity binary spectra in a manner similar to that used to create artificial field dwarf binary spectra, except that we scaled each low-gravity spectrum to absolute flux units using published parallaxes and *JHK* mags. We then determined the SpTs and gravities of the artificial low-gravity binary spectra using the methods outlined in A13. The SpTs of the artificial binaries were found to agree with the near-IR SpTs of the primary star to within 1 subtype. The gravity classifications for 54 of the 55 low-gravity artificial binaries agreed with the gravity classifications of the low-resolution spectra of the primaries. The only simulated binary whose classification did not agree with its primary was 2M 0032-44 + 2M 0355+11, which we classify as L1 INT-G. Overall, it appears that binarity does not significantly affect our SpT or gravity classifications.

3. Metallicity

In A13, we did not consider the effects of metallicity when determining the SpTs and gravity classifications for our sample. Our gravity-sensitive indices measure the depths of FeH, alkali line (Na and K) and VO features, which in addition to being gravity dependent, are sensitive to metallicity (e.g., Mann et al.

Table 1. Objects Used for Binary Simulations

Object	SpT ^a	M_J	Ref
TWA 27A	M8 VL-G	9.4	M03
TWA 26	M9 VL-G	9.5	W13
TWA 29	L0 VL-G	10.0	W13
2M 0608-27	L0 VL-G	11.1	F12
2M 0518-27	L1 VL-G	11.8	F12
PC 0025+0447	L0 INT-G	11.9	D02
2M 0032-44	L0 VL-G	12.6	F12
2M 0536-19	L2 VL-G	12.7	F12
2M 0355+11	L3 VL-G	14.3	L13
2M 0501-00	L3 VL-G	14.3	F12
2M 0103+19	L6 INT-G	14.5	F12

^aNear-IR spectral types and gravities from A13.

References: D02=Dahn et al. (2002); M03=Ducourant et al. (2008); F12=Faherty et al. (2012); L13=Liu et al. (2013); W13=Weinberger et al. (2013)

2013; Kirkpatrick et al. 2010). Figure 1 compares the spectrum of a mildly metal-poor object (2M 0041+35; Burgasser et al. 2004) to the spectra of young, dusty, and normal field ultra-cool dwarfs of similar optical SpT. The A13 classification system types this object as an L0 FLD-G, in good agreement with its optical spectral classification.

Not all subdwarfs are well classified by the A13 system, however. Figure 2 compares the spectra of low-gravity, normal and subdwarf L3-L3.5 objects. Although the subdwarf, SDSS 1256-02 (Burgasser et al. 2009), is classified as FLD-G, its near-IR SpT is determined to be M6, in stark contrast to its optical type of sdL3.5. We often determined near-IR SpTs of subdwarfs that are significantly earlier than their published optical SpTs. Thus, if one suspects a spectrum could be low metallicity, extreme caution should be used when determining near-IR SpTs.

Figure 3 displays the indices calculated for subdwarf spectra, all of which are classified as FLD-G. We note that the A13 study included several “dusty” brown dwarfs, whose spectral peculiarities could be due to a metal-rich photosphere (Looper et al. 2008), all of which were classified as FLD-G. Thus, it does not appear that

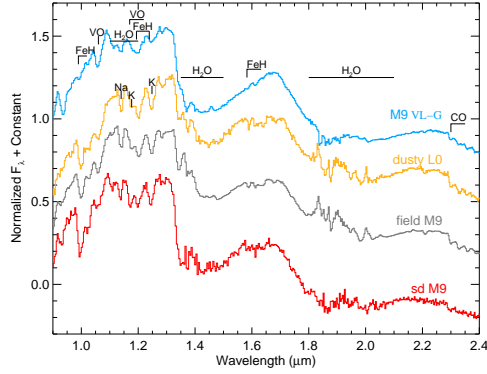


Fig. 1. Comparison of M9–L0 ultracool dwarfs. From top to bottom, the spectra are TWA 26 (Looper et al. 2007), 2M 1331+34 (Kirkpatrick et al. 2010), LHS 2924 (Kirkpatrick et al. 2010) and 2M 0041+35 (Burgasser et al. 2004). Using the system of A13, we classify 2M 0041+35 as L0_{FLD-G}. The 0.98 μm FeH feature is significantly stronger in the subdwarf spectrum compared to other ultracool dwarf spectra of similar SpT.

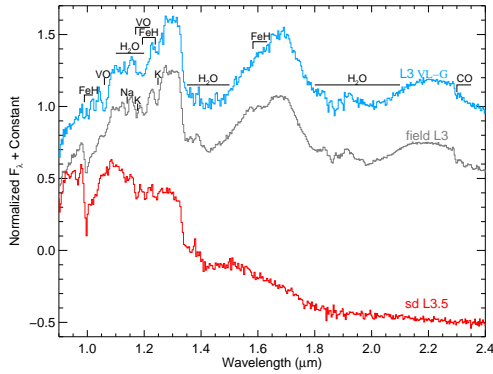


Fig. 2. Comparison of L3 ultracool dwarfs. From top to bottom, the spectra are 2M 2208+29 (A13), 2M 1506+13 (Burgasser 2007), and SDSS 1256-02 (Burgasser et al. 2009). Using the system of A13, we classify SDSS 1256-02 as M6_{FLD-G}.

high or low metallicity ultracool dwarfs would be misclassified by A13 as having low gravity.

4. Pleiades Brown Dwarfs

In A13, we claim that our classification system can identify low-gravity brown dwarfs with ages $\lesssim 200$ Myr. To test this, we classified spec-

Table 2. Classification of Pleiades Brown Dwarfs^a

Object	SpT ^b	Scores ^c	Gravity
PPl 1	M7	?n20	INT-G
Calar 3	M8	1n22	VL-G
Teide 1	M7	2n20	VL-G
BRB 17	L1	222n	VL-G
PLIZ 28	L0	2??2	VL-G
PLIZ 35	L1	?22?	VL-G
BRB 21	L3	2n20	VL-G
BRB 23	L4	22??	VL-G

^aAll spectra from Bihain et al. (2010).

^bSpT determined using the method described in A13.

^cGravity Scores are listed in the following order: FeH, VO, alkali lines, *H*-band continuum shape. See A13 for details.

tra for ultracool Pleiades dwarfs from Bihain et al. (2010). We note that many of the spectra in Bihain et al. (2010) have low S/N ($\lesssim 20$) compared to the spectra in the A13 sample. Table 2 shows the results of our classification. We calculate SpTs for the objects that are in agreement with the Bihain et al. (2010) SpTs to within ± 1 subtype. We classify all of the Pleiades objects as having low-gravity (and most as having VL-G). It is interesting to note that among Pleiades spectra of similar SpT, the features indicating youth vary among the objects (as indicated by which features receive scores of “2” in Table 2), with the caveat that some calculated indices have low S/N (Figure 3). This supports the conclusion of A13 that objects of the same age and SpT may have different spectral signatures of youth.

5. Atmospheric Models

Atmospheric models are calculated for various values of $\log(g)$, which could allow us to tie our gravity classifications to particular $\log(g)$ values. Figure 4 shows the index values calculated for the BT-Settl (AGSS2009) atmospheric models (Allard et al. 2012). To place the models on the diagram, we first smoothed and resampled them to have resolution similar to the prism spectra in the A13 sample. We

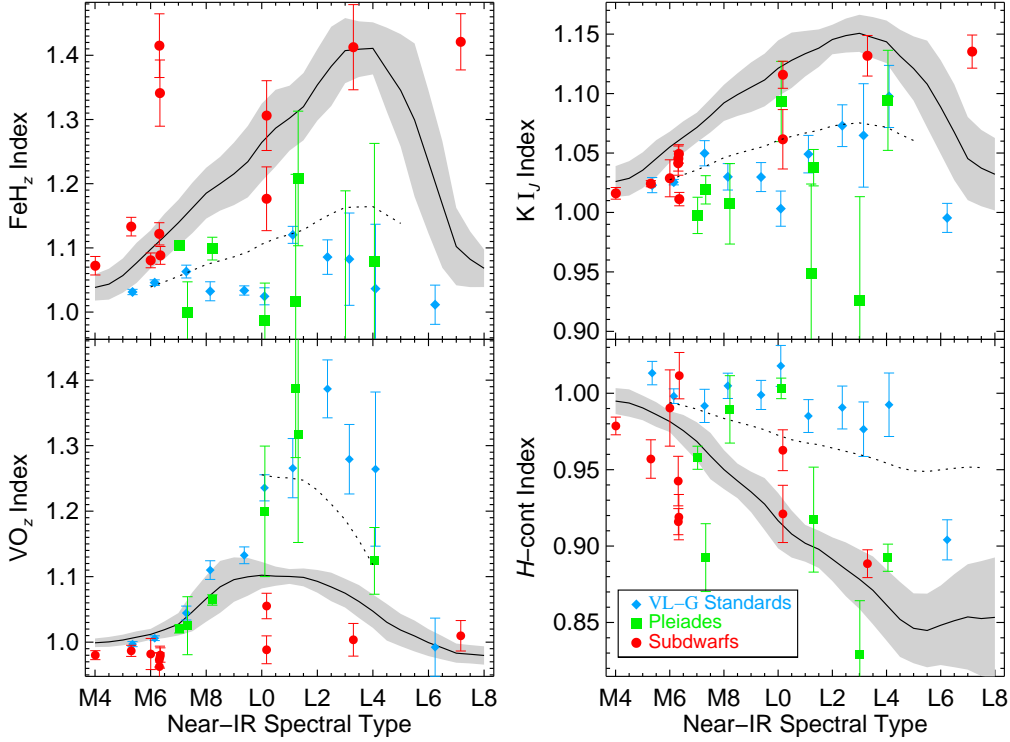


Fig. 3. Gravity-sensitive indices of A13. Diamond points are for the VL-G standards proposed by A13. Squares are indices calculated for Pleiades brown dwarfs from Bihain et al. (2010). Circles show the indices calculated for subdwarfs with optical SpTs of M7 and later (Burgasser et al. 2004; Burgasser & Kirkpatrick 2006; Bowler et al. 2009; Kirkpatrick et al. 2010). All near-IR spectral types are calculated using the method described in A13.

then treat the model spectra as if they were the spectra of brown dwarfs, determining SpTs and calculating their gravity sensitive indices using the method described in A13.

A detailed comparison between our spectra and the BT-Settl models is beyond the scope of this work, but a couple of trends became apparent from our index calculations. Evolutionary models (Chabrier et al. 2000) predict that $\log(g)=3.5, 4.5,$ & 5.5 corresponds to ages of $\sim 5, 50,$ & 5000 Myr for $1800\text{--}2600$ K objects. The model FeH_z index values agree fairly well with observations, as do the KI_J indices. The $H\text{-Cont}$ index values of the models are significantly higher than observations of objects of similar predicted surface gravity. The VO_z index for all of the models lie well

below the field dwarfs sequence (gray shaded area in Figure 3).

6. Conclusions

In conclusion, we have found that binarity and metallicity are unlikely to affect our gravity classifications of young brown dwarfs. We note, however, that our near-IR spectral types for low-metallicity objects do not show good agreement with their published optical spectral types. We have applied the A13 classification method to spectra of Pleiades objects from Bihain et al. (2010), and find that we classify all of the spectra as having low-gravity, with most being classified as VL-G. A comparison of indices calculated from the BT-Settl model atmospheres shows that the models reproduce

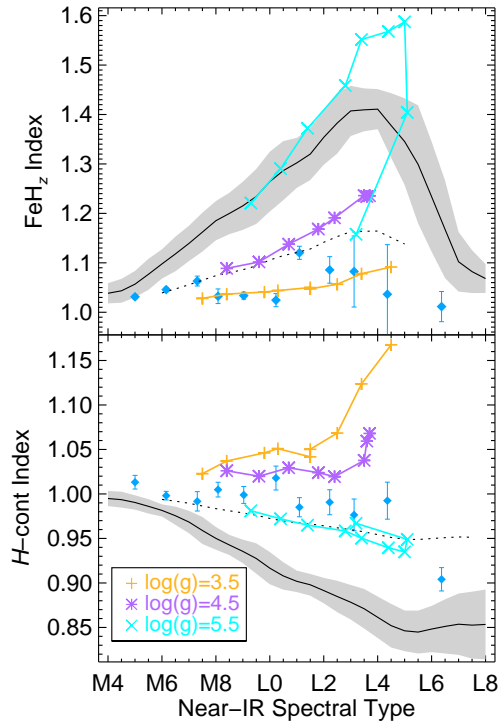


Fig. 4. Index calculations for BT-Settl model atmospheres. The models used have T_{eff} of 1800–2600 K in steps of 100K. For comparison, the VL-G standards of A13 are displayed as diamond points.

the observed FeH_z and KI_J index values reasonably well. Model VO_z index values, however, are much lower than observations, and model H -Cont indices are higher than observations.

Acknowledgements. We are grateful to the organizers of the Brown Dwarfs Come of Age meeting for giving us the opportunity to present our work. We also thank the participants of the meeting for their helpful and thought-provoking comments, which motivated the discussion presented in this manuscript. This research has benefited from the M, L, and T dwarf compendium housed at DwarfArchives.org and maintained by Chris Gelino, Davy Kirkpatrick, and Adam Burgasser as well as from the SpeX Prism Spectral Libraries, maintained by Adam Burgasser at <http://www.browndwarfs.org/spexprism>. This work was supported by NSF grants AST-0407441

and AST-0507833 as well as NASA Grant NNX07AI83G.

References

- Allard, F., Homeier, D., & Freytag, B. 2012, Royal Society of London Philosophical Transactions Series A, 370, 2765
- Allers, K. N., & Liu, M. C. 2013, *ApJ*, 772, 79
- Bihain, G., Rebolo, R., Zapatero Osorio, M. R., Béjar, V. J. S., & Caballero, J. A. 2010, *A&A*, 519, A93
- Bowler, B. P., Liu, M. C., & Cushing, M. C. 2009, *ApJ*, 706, 1114
- Burgasser, A. J. 2007, *ApJ*, 659, 655
- Burgasser, A. J., Cruz, K. L., Cushing, M., et al. 2010, *ApJ*, 710, 1142
- Burgasser, A. J., & Kirkpatrick, J. D. 2006, *ApJ*, 645, 1485
- Burgasser, A. J., McElwain, M. W., Kirkpatrick, J. D., et al. 2004, *AJ*, 127, 2856
- Burgasser, A. J., Witte, S., Helling, C., et al. 2009, *ApJ*, 697, 148
- Chabrier, G., Baraffe, I., Allard, F., & Hauschildt, P. 2000, *ApJ*, 542, 464
- Dahn, C. C., Harris, H. C., Vrba, F. J., et al. 2002, *AJ*, 124, 1170
- Ducourant, C., Teixeira, R., Chauvin, G., et al. 2008, *A&A*, 477, L1
- Dupuy, T. J., & Liu, M. C. 2012, *ApJS*, 201, 19
- Faherty, J. K., Burgasser, A. J., Walter, F. M., et al. 2012, *ApJ*, 752, 56
- Kirkpatrick, J. D., Looper, D. L., Burgasser, A. J., et al. 2010, *ApJS*, 190, 100
- Liu, M. C., Dupuy, T. J., & Allers, K. N. 2013, *Astronomische Nachrichten*, 334, 85
- Looper, D. L., Burgasser, A. J., Kirkpatrick, J. D., & Swift, B. J. 2007, *ApJ*, 669, L97
- Looper, D. L., Kirkpatrick, J. D., Cutri, R. M., et al. 2008, *ApJ*, 686, 528
- Mann, A. W., Brewer, J. M., Gaidos, E., Lépine, S., & Hilton, E. J. 2013, *AJ*, 145, 52
- Weinberger, A. J., Anglada-Escudé, G., & Boss, A. P. 2013, *ApJ*, 762, 118