

Universality and quantization of the power to heat ratio in nano-granular systems

N. M. Chtchelkatchev,^{1,2,3,4} A. Glatz,^{5,6} and I. S. Beloborodov⁴

¹*Institute for High Pressure Physics, Russian Academy of Science, Troitsk 142190, Russia*

²*L.D. Landau Institute for Theoretical Physics, Russian Academy of Sciences, 117940 Moscow, Russia*

³*Department of Theoretical Physics, Moscow Institute of Physics and Technology, 141700 Moscow, Russia*

⁴*Department of Physics and Astronomy, California State University Northridge, Northridge, CA 91330, USA*

⁵*Materials Science Division, Argonne National Laboratory, Argonne, Illinois 60439, USA*

⁶*Department of Physics, Northern Illinois University, DeKalb, Illinois 60115, USA*

(Dated: January 27, 2023)

We study heating and dissipation effects in granular nanosystems in the regime of weak coupling between the grains. We focus on the cotunneling regime and solve the heat-dissipation problem in an array of grains exactly. We show that the power to heat ratio has a universal quantized value, which is geometrically protected: it depends only on the number of grains.

PACS numbers: 05.60.Gg,05.30.Fk,73.23.Hk,73.63.Rt,05.30.Jp,84.30.Bv

A major design issue of modern nano-electronic devices at low temperatures is the control of temperature, which first and foremost requires a fundamental understanding of self-generated heat inside these systems. In particular, *overheating* of quantum circuits strongly changes its transport properties – sometimes irreversibly. A typical feature of these systems is the non-locality of the heat generation when the charge carriers generate heat in the electrodes in the course of their equilibration inside the junction due to inelastic propagation, the latter being the most difficult to control. The fundamental problem is to understand dissipation mechanisms and to optimize cooling procedures [1].

A prototypical system, which is also the most common component of nano-circuits, is a junction made of nano-structured conducting materials weakly coupled to electrodes [2–4] (see Fig. 1). Such systems are the building blocks of promising high-density, high-speed, and low-power memory devices [5]. The quantum regime in these circuits is realized when *i*) the electrostatic charging energies of the granulars corresponding to a single charge carrier are much larger than the grain temperatures and bias between the electrodes and *ii*) the bare tunnel resistances exceed the quantum resistance.

In this Letter we study heating of such nano-systems at the example of a chain of nano-crystalline grains or quantum dots in the regime of weak coupling between the grains. Since we are interested in the low-temperature behavior, we focus on the cotunneling transport regime, which is the dominate transport mechanism in that case. We solve the heat dissipation problem in this junction exactly and show that the ratio of the total dissipated power $I \cdot V$ to the heat dissipated in the grains, \dot{Q} , has an universal quantized value

$$\frac{\dot{Q}}{I \cdot V} = \frac{n}{n+1}, \quad (1)$$

where I is the current, V is the bias voltage, and n is an integer corresponding to the total number of grains

in the chain. This rational value in Eq. (1) is geometrically protected, i.e., it neither depends on the shape of the grains, nor on the microscopic details of the tunnel junctions.

We take into account that all grains are generally different meaning that each grain has its own charging energy, its own shape and its own conducting material (the transparencies of tunnel barriers are also individual). However, we find that the part of heat dissipated in each grain is universal: it is given by the fraction $1/(n+1)$ of the total power $I \cdot V$.

The electrodes are bulk conductors attached to the granular array by tunnel contacts. We find that in each

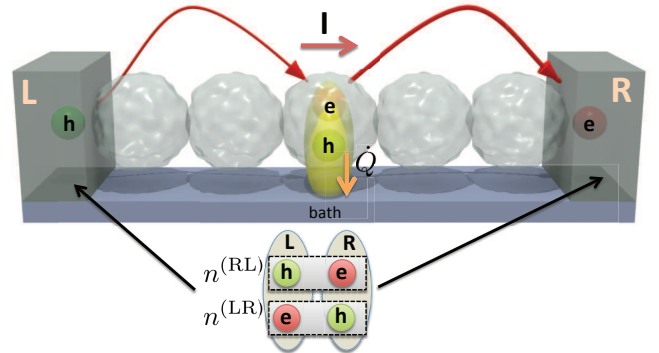


FIG. 1. Sketch of the system under consideration in this work: a chain of weakly coupled nano-grains. The red curved arrows indicate an inelastic cotunneling process leaving behind an electron-hole (e-h) pair in a grain. These processes are responsible for the electron transport in the system (I). The energy of this e-h pair is then dissipated into the bath by \dot{Q} . The form-factor $n_{\Omega>0}^{(LR)}$ in Eq. (3) can be interpreted as the distribution function of electron-hole pairs left behind by a tunneling event through the system, where the electron sits on the left and the hole on the right lead, respectively. The form-factor $n_{\Omega>0}^{(RL)}$ corresponds to the opposite situation.

electrode an universal fraction of heat is released:

$$\frac{\dot{Q}_{\text{electrode}}}{I \cdot V} = \frac{1}{2} \frac{1}{n+1}. \quad (2)$$

In particular, for a single grain, i.e., $n = 1$, half of the power is dissipated in the grain and the other half equally in the leads.

The physical origin of this quantization is the creation of electron-hole pairs in the grains by a cotunneling electron, which shares part of its energy with those pairs. The other part of electron energy (the same amount) is dissipated into the leads.

Typically, the current-voltage characteristics, $I(V, T)$, of a granular nanojunction is highly nonlinear both in voltage and temperature. These non-linearities are taken into account when Eqs. (1)-(2) were derived. We only assumed that the leads are in equilibrium at similar temperatures, energy relaxation processes within each grain are fast enough such that a local equilibrium description is applicable, and that the temperature of the grains are similar to the lead temperatures as well. The latter implies that excess heat from the grains is efficiently transferred into a thermal bath by phonons. A more general situation is discussed at the end of this Letter. In particular, we address the question of invariance of the above universality and the power to heat quantization (1)-(2) with respect to different grain temperatures. We show that the quantization is still valid for biases V well exceeding the variance of grain and lead temperatures.

The quantization of the power to heat ratio in Eq. (1) is a result of inelastic cotunneling processes, which govern the electron transport. The essence of these processes is that an electron tunnels via virtual states in intermediate grains thus bypassing the huge Coulomb barrier [2, 4, 6–18]. This can be visualized as coherent superposition of two events: tunneling of an electron into a granule and the simultaneous escape of another electron from the same granule. There are two distinct mechanisms of cotunneling processes, elastic- and inelastic cotunneling. Elastic cotunneling means that the electron that leaves the grain has the same energy as the incoming one. In the case of inelastic cotunneling, the electron coming out of the grain has a different energy than the entering electron (see curved arrows in Fig. 1). This energy difference is absorbed by an electron-hole excitation in the grain, which is left behind in the course of the inelastic cotunneling process. Below we concentrate on the inelastic case, since only this transport mechanism dominates in the system in hand on as we discuss below. In particular, elastic cotunneling and sequential tunneling do not create electron-hole pairs inside the grain.

At temperatures and voltages below the Coulomb energy, cotunneling typically dominates other mechanisms of electron transport in granular nanojunctions such as the “the single-charge transistor” mechanism and sequential tunneling. The single-charge transistor tunneling in

a granular device in the quantum case is realized only for rare combinations of parameters and needs in addition well controlled gate voltages applied to each grain. In this case the excess charge carriers can classically stay in the grains for a sufficiently long time [2, 19–26]. Even then it is difficult to maintain this regime due to charge migration into the nearby gates and insulating areas. The contribution from sequential electron tunneling is exponentially suppressed in the Coulomb blockade regime for temperatures and voltages below the characteristic single-electron charging energy in the grain, $eV, T < E_c$.

Each grain is characterized by two energy scales: (i) the mean energy level spacing δ and (ii) the charging energy $E_c \sim e^2(4\pi\kappa\epsilon_0a)^{-1}$, where κ is the relative static permittivity of the grain material and a is the grain size. We concentrate on the case of metallic grains which are most commonly encountered in applications, where the free electron spectrum can be considered continuous. In this case E_c , all involved temperatures, and voltage far exceed δ . In this regime inelastic cotunneling dominates elastic processes [2, 4].

The current-voltage characteristics, $I(V)$, of the multi-granular nanojunction in the cotunneling regime can be found microscopically in several ways starting from the tunnel Hamiltonian, see, e.g., Ref. [4] for a review. We follow the rate-approach, where the current is expressed through the difference of backward and forward electron tunnel rates from one lead to the other, similar to Ref. [2]. To write the rates and observables we use the “bosonic” language [27] that has a direct physical interpretation and allows for analytical calculations. We can write the final result for the current-voltage characteristics, $I(V)$, for an arbitrary number of grains n in the nanosystem as

$$I = \frac{e}{\mathcal{R}} \int_{-\infty}^{\infty} (n_{\Omega}^{(\text{LR})} - n_{\Omega}^{(\text{RL})}) P(\Omega) \Omega d\Omega, \quad (3)$$

where $\mathcal{R} = \prod_{i=0}^n R_{i,i+1}/R_q$, $R_q = \pi\hbar/e^2$ is the quantum resistance, and $R_{i,i+1}$ is the bare resistance of the tunnel barrier between the grains ($0 < i < n$) or the grains and leads if $i \in \{0, n\}$. $\Omega d\Omega$ is the integration weight over frequencies. Here $n_{\Omega}^{(\text{LR})} = \frac{1}{\Omega} \int_{-\infty}^{\infty} d\epsilon f^{(L)}(\epsilon_+) [1 - f^{(R)}(\epsilon_-)]$ are the bosonic form factors composed from electron distribution functions $f(\epsilon)$ in the left and right leads and $\epsilon_{\pm} = \epsilon \pm \Omega/2$. These form-factors can be interpreted as the probability densities to find electron-hole pairs excited by the tunneling processes in the leads [27, 28]. Namely, $n_{\Omega>0}^{(\text{LR})}$ describes the distribution of electron-hole pairs with the electron sitting at the left and the hole on the right leads while the distribution function $n_{\Omega>0}^{(\text{RL})}$ corresponds to the opposite situation, see Fig. 1.

Using $f^{(L)}(\epsilon, T_L) = f_F(\epsilon - eV/2, T)$ and $f^{(R)}(\epsilon, T_R) = f_F(\epsilon + eV/2, T)$, with T being the temperature of both

leads, we find the explicit form of the form-factors

$$n_{\Omega}^{(\text{LR})} = \frac{\Omega - eV}{\Omega} N_B(\Omega - eV, T), \quad (4a)$$

$$n_{\Omega}^{(\text{RL})} = \frac{\Omega + eV}{\Omega} N_B(\Omega + eV, T), \quad (4b)$$

with $N_B(\Omega, T) = 1/[\exp(\Omega/T) - 1]$. The function $P(\Omega)$ in Eq. (3) is the probability density for a tunneling electron to exchange energy Ω with the effective bath of electron-hole pairs in the grains. A similar function appears in the transport theory of ultrasmall tunnel junctions interacting with an electromagnetic environment [2, 29]. In this theory the current can be reduced to a form identical to Eq. (3) with $P(\Omega)$ describing the probability of energy exchange with an electromagnetic environment [27]. In our case $P(\Omega)$ in Eq. (3) has the form

$$P(\Omega) = \int_{-\infty}^{\infty} \delta\left(\Omega + \sum_{j=1}^n \omega_j\right) \prod_{i=1}^n \frac{\omega_i d\omega_i}{2\pi(E_c^{(i)})^2} N_{\omega_i}^{(g_i)}, \quad (5)$$

with $N_{\omega}^{(g)} = \frac{1}{\omega} \int_{-\infty}^{\infty} d\epsilon f^{(g)}(\epsilon_+) [1 - f^{(g)}(\epsilon_-)]$ being the effective distribution function of electron-hole pairs in grain i and $f^{(g)}(\epsilon)$ being the electron distribution function in the same grain. The identity $N_{\omega}^{(g)} = -[1 + N_{-\omega}^{(g)}]$ ensures that $P(\Omega) > 0$ and for $|\Omega| \ll E_c^{(i)}$, $i = 1, \dots, n$, it is properly normalized. We note, that all integrals in Eq. (5) are quickly converging for energies much smaller than the charging energy $E_c^{(i)}$ [on frequency-scales of the order of voltage or grain temperature].

For $\omega_i > 0$, $N_{\omega_i}^{(g_i)}$ in Eq. (5) describes the transfer of energy from an electron-hole pair decaying in the grain i to the cotunneling electron. For $\omega_i < 0$ we rewrite the product $\omega_i N_{\omega_i}^{(g_i)} = (-\omega_i)(1 + N_{-\omega_i}^{(g_i)})$, which describes the process of excitation of one electron-hole pair in grain i with energy $|\omega_i|$ by the cotunneling electron.

Several methods exist to investigate the heat transfer in granular junctions especially for a single grain junction, when the heat flows from one lead to the other due to temperature gradients, see, e.g., Refs. [1, 24, 30–35]. Again, we follow the rate-approach to calculate the heat related to the excitation of electron-hole pairs by the cotunneling electron generalizing the method of Refs. [27, 31] and applying it to the case of arbitrary number of grains in the system. For the total electron-hole heat rate (the sum of the heat rates that electron donates to the electron-hole pairs in all grains in the course of inelastic cotunneling) we obtain

$$\dot{Q} = \frac{1}{\mathcal{R}} \int_{-\infty}^{\infty} \Omega (n_{\Omega}^{(\text{LR})} + n_{\Omega}^{(\text{RL})}) P(\Omega) \Omega d\Omega. \quad (6)$$

Equation (6) has an intuitive physical meaning if we introduce the bosonic form-factor $n_{\Omega} = \frac{1}{2}(n_{\Omega}^{(\text{LR})} + n_{\Omega}^{(\text{RL})})$ describing the distribution of electron-hole pairs in the leads. This bosonic form-factor, contrary to $n_{\Omega}^{(\text{LR}),(\text{RL})}$,

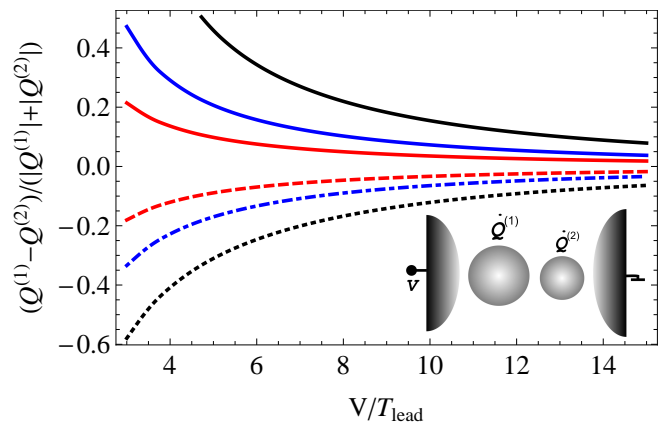


FIG. 2. (Color online) The difference of the heat rates dissipated in the first and second grains of a two-grain junction shown in the inset with the different grain temperatures, $T_{g1} \neq T_{g2}$. The curves from top to bottom correspond to temperatures $T = T_{g1} = T_{\text{lead}}$ and $T_{g2}/T = 1.2, 1.1, 1.05, 0.95, 0.09, 0.8$.

satisfies the relation $n_{-\Omega} = -[1 + n_{\Omega}]$, which is the same as for Bose-functions. Taking into account the fact that the boson distribution function depends on positive frequencies we can rewrite Eq. (6) in the form

$$\dot{Q} = \frac{2}{\mathcal{R}} \int_0^{\infty} \Omega [n_{\Omega} P(\Omega) - (1 + n_{\Omega}) P(-\Omega)] \Omega d\Omega. \quad (7)$$

The term $\Omega n_{\Omega} P(\Omega)$ in Eq. (7) describes the amount of electron energy dissipated into the electron-hole bath inside the grains; the factor n_{Ω} implies an annihilation of the electron-hole pair in the leads. The term $\Omega(1 + n_{\Omega})P(-\Omega)$ describes the amount of heat, which electron acquires from the electron-hole bath; $1 + n_{\Omega}$ describes the creation of an electron-hole pair in the leads.

First we assume that all the grains and the leads have the same temperature T . In this case the distribution function $N_{\omega}^{(g)}$ in Eq. (5) is the Bose function, $N_B(\omega) = 1/[\exp(\omega/T) - 1]$ and the density distribution $P(\Omega)$ can be found analytically

$$P(\Omega) = \frac{\Omega [1 + N_B(\Omega)]}{(2\pi E_c^2)^n (2n - 1)!} \prod_{j=1}^{n-1} [\Omega^2 + (2\pi T j)^2], \quad (8)$$

where $E_c \equiv (\prod_{i=1}^n E_c^{(i)})^{1/n}$. From Eq. (8) follows that $P(\Omega)$ satisfies the detailed balance symmetry relation, $P(-\Omega) = P(\Omega) \exp(-\Omega/T)$. In particular, for $T = 0$, the cotunneling electron can release its energy only into the grains, leading to $P(-\Omega) = 0$, [2, 29].

Substituting Eq. (8) for $P(\Omega)$ into Eqs. (3) and (6) we find the current voltage characteristics $I(V, T)$ and the heat dissipated in the granular system, \dot{Q} , as follows

$$I(V, T) = \frac{e^2 V \prod_{j=1}^n [(eV)^2 + (2\pi T j)^2]}{\mathcal{R} (2n + 1)! (2\pi E_c^2)^n}, \quad (9a)$$

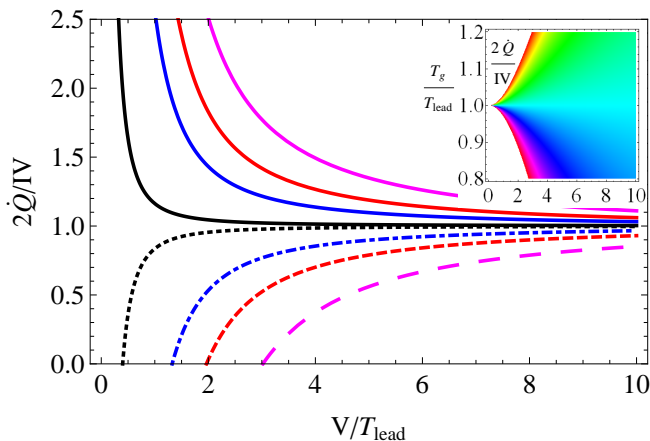


FIG. 3. (Color online) The ratio of the heat \dot{Q} dissipated in the grain to the total power IV , $2\dot{Q}/IV$ for a single grain junction with the grain temperature T_g and the lead temperature T_{lead} . The curves from top to bottom correspond to $T_g/T_{\text{lead}} = 0.6, 0.8, 0.9, 0.99, 1.01, 1.1, 1.2, 1.4$. The inset shows a density plot of $2\dot{Q}/IV$ as the function of T_g/T_{lead} and V/T_{lead} with V being the bias voltage.

$$\dot{Q} = \frac{n}{n+1} \frac{(eV)^2}{\mathcal{R}} \frac{\prod_{j=1}^n [(eV)^2 + (2\pi T_j)^2]}{(2n+1)! (2\pi E_c^2)^n}. \quad (9b)$$

Equation (9a) for the current is in agreement with the results of Refs. [2, 4]. The ratio of Eqs. (9a) and (9b) reproduces our main result, Eq. (1), immediately.

Below we show that the amount of heat dissipated in each grain is the same during the inelastic cotunneling process and it is given by the fraction $1/(n+1)$ of the total power $I \cdot V$. Similar to Eq. (6) we find the heat $\dot{Q}^{(i)}$ delivered by cotunneling electrons to electron-hole pairs in grain i

$$\dot{Q}^{(i)} = -\frac{2}{\mathcal{R}} \int_{-\infty}^{\infty} \omega_i n_{\Omega} \delta(\Omega + \sum_{j=1}^n \omega_j) \Omega d\Omega \prod_{s=1}^n \frac{\omega_s d\omega_s}{2\pi (E_c^{(s)})^2} N_{\omega_s}^{(g_s)}. \quad (10)$$

Here the summation over the grain index i reproduces Eq. (6) for \dot{Q} . It follows from Eq. (10) that for equal distribution functions $N_{\omega_s}^{(g_s)}$ (all grain temperatures are the same) the heat dissipated in each grain $\dot{Q}^{(i)}$ does not depend on the grain index i and it is equal to $\dot{Q}^{(i)} = \dot{Q}/n$. Below we investigate whether $\dot{Q}^{(i)}$ depends on the grain index i for different grain temperatures.

For a two-grain junction, $n = 2$, shown in the inset in Fig. 2 it follows that the heat dissipated in each grain is different for different grain temperatures, $\dot{Q}^{(1)} \neq \dot{Q}^{(2)}$. However, for large voltages, $|eV| \gg |T_{g1} - T_{g2}|$, as it follows from Fig. 2, an uniform distribution of the heat over the grains is asymptotically rebuilt.

The fundamental question to address is the stability of the quantization condition (1) with respect to temperature differences between grains and the leads. For a single grain junction, $n = 1$, with lead and the grain

temperatures T_{lead} and T_g , respectively, we obtain, using Eqs. (3)-(5) and (6)

$$\frac{\dot{Q}}{IV} = \frac{1}{2} + \frac{T_{\text{lead}}^2 - T_g^2}{(eV)^2} \frac{(eV)^2 + \frac{8}{5}\bar{T}^2}{(eV)^2 + (2\pi\bar{T})^2} \pi^4, \quad (11)$$

where $\bar{T} = \sqrt{(T_{\text{lead}}^2 + T_g^2)/2}$. For equal lead and grain temperatures, $T_{\text{lead}} = T_g$, the ratio in Eq. (11) is exactly one half, $\frac{\dot{Q}}{IV} = 1/2$, in accordance with Eq. (1). For different temperatures, $T_{\text{lead}} \neq T_g$, numerical calculations show that the quantization of the ratio in Eq. (11) is smeared out, see Fig. 3. However, even in this case for temperatures $|T_{\text{lead}}^2 - T_g^2|/(eV)^2 \ll 1$, as it follows from Eq. (11), the ratio approaches one half, see Fig. 3.

We obtain qualitatively similar result for junctions with many grains, $n > 1$. If we define the temperature vector: $\vec{\tau} = (T_{\text{lead}}, T_g^{(1)}, \dots, T_g^{(n)})$, the average temperature $\bar{\tau} = \frac{1}{n+1} \sum_i \tau_i$, and the dispersion $\delta\tau = \sqrt{\frac{1}{n} \sum_i (\tau_i - \bar{\tau})^2}$, one can show that Eqs. (1)-(2) are valid for voltages $|eV|/n \gg \delta\tau$.

Another important consequence of Eq. (11) is the appearance of a characteristic voltage scale $V_0(T_{\text{lead}}, T_g)$ for which $\dot{Q} = 0$

$$V_0 = \pi\sqrt{2} \left[\left(\frac{2T_g^4 + 3T_{\text{lead}}^4}{5} \right)^{1/2} - T_{\text{lead}}^2 \right]^{1/2}. \quad (12)$$

This voltage scale can be physically understood as follows: for bias voltages larger than V_0 , $V > V_0$, the cotunneling electrons heat the grain, while for bias voltages smaller than V_0 , $V < V_0$, the grain is cooling. It follows from Eq. (12) that the voltage scale V_0 is nonzero, $V_0 > 0$, for grain temperatures larger than the lead temperatures, $T_g > T_{\text{lead}}$ and it is zero, $V_0 = 0$, for equal temperatures $T_{\text{lead}} = T_g = T$, meaning that the grain heats up for any bias voltage V . Similarly defined voltage scales appear in multigrain circuits.

Finally, we address the question of the existence of the universality and quantization of the heat to power ratio in a realistic experimental system. ‘‘Hot’’ electron-hole pairs generated in the grains by an inelastic cotunneling process drive electrons in the grains away from the equilibrium state while electron-electron and electron-phonon interactions in the grains do the opposite: they thermalize the electron distribution. Many experiments on granular systems in the inelastic cotunneling regime [4, 36] show that the effective temperature approximation for electrons [1] in the grains (Fermi distribution with effective temperature) describes the transport measurements well for almost all phonon bath temperatures T_{bath} and driving biases V (except for the case of ultralow bath temperatures and very high biases). In our consideration above we assume that the grain temperature is the effective electron temperature,

$T_i(V)$, which is found by solving the heat balance equations. Experiments on variable range hopping in granular systems (especially in the case of inelastic cotunneling [4]) show that at small bias the effective electron temperature is equal to the temperature of the phonon bath with high accuracy, while overheating occurs at relatively high bias. In our case, the heat dissipated into a particular grain i is $\dot{Q}^{(i)} = \kappa_{e-ph}(T_i^k - T_{bath}^k)$, $i = 1, \dots, n$, with κ_{e-ph} being the electron-phonon interaction constant and k being an integer (4, 5 or 6) depending on the particular electron-phonon interaction model [1, 36, 37]. For small bias, $\dot{Q}^{(i)}$ is also small leading to the condition, $T_i(V) \approx T_{bath}$ for all grains, i . This defines the regime of validity of Eqs. (1)-(2). For a single grain, the condition $|T_g - T_{bath}| \ll T_{bath}$ implies that $V^2(V^2 + T_{bath}^2)/(\mathcal{R} E_c^2 \kappa_{e-ph} T_{bath}^k) \ll 1$.

In conclusion, we studied heating and dissipation effects in granular nanosystems in the regime of weak coupling between the grains. We focused on the cotunneling regime and solved the heat dissipation problem exactly in a chain of grains. We showed that, while the temperatures of the grains are kept equal, the power to heat ratio has an universal quantized value, Eq. (1), meaning that this ratio is geometrically protected: it depends only on the number of grains. For different grain and lead temperatures the quantization effect is recovered asymptotically for large enough bias voltages.

N. C. was supported by RFBR No. 13-02-91177, 13-02-00579, the Grant of President of Russian Federation for support of Leading Scientific Schools No. 6170.2012.2, RAS presidium and Russian Federal Government programs. A. G. was supported by the U.S. Department of Energy Office of Science under the Contract No. DE-AC02-06CH11357. I. B. was supported by NSF Grant DMR 1158666.

[1] F. Giazotto, T. T. Heikkilä, A. Luukanen, A. M. Savin, and J. P. Pekola, *Rev. Mod. Phys.* **78**, 217 (2006).
 [2] M. Devoret and H. Grabert, *Single Charge Tunneling*, Vol. 264 (New York, Plenum, 1992).
 [3] I. L. Aleiner, P. W. Brouwer, and L. I. Glazman, *Phys. Rep.* **358**, 309 (2002).
 [4] I. S. Beloborodov, A. V. Lopatin, V. M. Vinokur, and K. B. Efetov, *Rev. Mod. Phys.* **79**, 469 (2007).
 [5] M. J. Rozenberg, I. H. Inoue, and M. J. Sanchez, *Phys. Rev. Lett.* **92**, 178302 (2004).
 [6] J. König, H. Schoeller, and G. Schön, *Phys. Rev. Lett.* **78**, 4482 (1997).
 [7] J. König, H. Schoeller, and G. Schön, *Phys. Rev. B* **58**, 7882 (1998).
 [8] L. H. Yu, Z. K. Keane, J. W. Ciszek, *et al.*, *Phys. Rev.*

Lett. **93**, 266802 (2004).
 [9] A. Furusaki and K. A. Matveev, *Phys. Rev. B* **52**, 16676 (1995).
 [10] A. Thielmann, M. H. Hettler, J. König, and G. Schön, *Phys. Rev. Lett.* **95**, 146806 (2005).
 [11] A. Thielmann, M. H. Hettler, J. König, and G. Schön, *Phys. Rev. Lett.* **95**, 146806 (2005).
 [12] D. Paul, J. Cleaver, H. Ahmed, and T. Whall, *Phys. Rev. B* **49**, 91412 (1994).
 [13] K. A. Matveev and A. V. Andreev, *Phys. Rev. B* **66**, 045301 (2002).
 [14] T. B. Tran, I. S. Beloborodov, Hu, *et al.*, *Phys. Rev. B* **78**, 075437 (2008).
 [15] A. Bayman, P. K. Hansma, and W. C. Kaska, *Phys. Rev. B* **24**, 2449 (1981).
 [16] A. K. Hüttel, B. Witkamp, M. Leijnse, M. R. Wegewijs, *et al.*, *Phys. Rev. Lett.* **102**, 225501 (2009).
 [17] B. Dong, N. J. Horing, and H. Cui, *Phys. Rev. B* **72**, 165326 (2005).
 [18] R. Schleser, T. Ihn, E. Ruh, *et al.*, *Phys. Rev. Lett.* **94**, 206805 (2005).
 [19] T. A. Fulton and G. J. Dolan, *Phys. Rev. Lett.* **59**, 109 (1987).
 [20] B. Altshuler, P. A. Lee, and R. A. Webb, *Mesoscopic phenomena in solids* (North Holland, 1991).
 [21] D. Golubev and A. Zaikin, *Phys. Lett. A* **169**, 475 (1992).
 [22] K. K. Likharev, *Proceedings of the IEEE* **87**, 606 (1999).
 [23] A. Shnirman and G. Schön, *Phys. Rev. B* **57**, 15400 (1998).
 [24] B. Kubala, J. König, and J. Pekola, *Phys. Rev. Lett.* **100**, 66801 (2008).
 [25] S. Shin, J. Lee, H. Kang, J. Choi, S.-R. E. Yang, Y. Takahashi, and D. Hasko, *Nano Lett.* **11**, 1591 (2011).
 [26] E. Prati, M. De Michielis, M. Belli, S. Cocco, M. Fanciulli, *et al.*, *Nanotechnology* **23**, 215204 (2012).
 [27] N. Chtchelkatchev, V. Vinokur, and T. Baturina, *Phys. Rev. Lett.* **103**, 247003 (2009).
 [28] C. Beenakker, C. Emary, M. Kindermann, and J. Van Velsen, *Phys. Rev. Lett.* **91**, 147901 (2003).
 [29] Y. V. Nazarov and Y. M. Blanter, *Quantum transport: introduction to nanoscience* (Cambridge University Press Cambridge, UK, 2009).
 [30] M. Kindermann and S. Pilgram, *Phys. Rev. B* **69**, 155334 (2004).
 [31] D. Basko and V. Kravtsov, *Phys. Rev. B* **71**, 085311 (2005).
 [32] A. Glatz and I. S. Beloborodov, *Phys. Rev. B* **81**, 033408 (2010).
 [33] A. Glatz, I. Beloborodov, N. Chtchelkatchev, and V. Vinokur, *Phys. Rev. B* **82**, 075314 (2010).
 [34] M. Laakso, T. Heikkilä, and Y. V. Nazarov, *Phys. Rev. Lett.* **104**, 196805 (2010).
 [35] T. T. Heikkilä and Y. V. Nazarov, *Phys. Rev. Lett.* **102**, 130605 (2009).
 [36] M. Ovadia, B. Sacépé, and D. Shahar, *Phys. Rev. Lett.* **102**, 176802 (2009).
 [37] B. L. Altshuler, V. E. Kravtsov, I. V. Lerner, and I. L. Aleiner, *Phys. Rev. Lett.* **102**, 176803 (2009).