

# Fingerprint representation of molecules: Fourier series of radial distribution functions as descriptor for machine learning across chemical compound space

O. Anatole von Lilienfeld,<sup>1,2,\*</sup> Matthias Rupp,<sup>2</sup> and Aaron Knoll<sup>3,4</sup>

<sup>1</sup>Argonne Leadership Computing Facility, Argonne National Laboratory, Argonne, Illinois 60439, USA

<sup>2</sup>Department of Chemistry, University of Basel, Klingelbergstr. 80, 4056 Basel, Switzerland

<sup>3</sup>Mathematics and Computer Science Division, Argonne National Laboratory, Argonne, Illinois 60439, USA

<sup>4</sup>Texas Advanced Computing Center, University of Texas Austin, Texas, USA

A conceptual framework is developed and used to obtain a molecular descriptor for supervised learning of potential energy surfaces. Starting from the external potential that enters any electronic Hamiltonian, the representation is obtained through a Fourier transform, and use of atomic radial distribution functions as arguments for the plane-waves. Its final form consists of a sum over atoms, each term being linearly independent as a wavefunction of the radial distribution function around the atom, with units of charge squared. This descriptor is (i) unique and complete for any point (geometry) on any Born-Oppenheimer surface (compound), (ii) continuous and differentiable with respect to atomic coordinates and nuclear charges, (iii) invariant with respect to translations, rotations, and atom indexing. In strict analogy to any *ab initio* method that gives approximate solutions to the electronic Schrödinger equation, the only input required are elemental composition and Cartesian coordinates. No pre-conceived knowledge about chemical bonding, topology, or electronic configurations is used. For a set of 100 iso-electronic organic molecules with 54 electrons the Euclidean distances between descriptors correlate well with differences in atomization energies. Preliminary machine learning models of molecular atomization energies, calculated at the hybrid density functional theory level, suggest promising predictive accuracy using this descriptor.

## I. INTRODUCTION

For all but the most restricted problems and subsets of chemical space, screening (even when using high-throughput methods) becomes rapidly prohibitive, the reason being the exponential explosion due to all the possible combinatorial arrangements of atom-types and positions. For example, the chemical space of small organic molecules was estimated to exceed  $10^{60}$  species<sup>1</sup>. The formal dimensionality of chemical space corresponds to  $4N$ , associated to the three Cartesian coordinates and the one nuclear charge of  $N$  atoms. This clearly illustrates the “curse of dimensionality” from which many first-principles inverse design efforts suffer<sup>2</sup>. Therefore, an encoding, or representation, of chemical space that can intuitively be dealt with is highly desirable.

Recent efforts leverage modern intelligent data analysis methods for atomistic simulations. The basic idea is to *infer* the solution of the electronic structure problem of a new material, rather than investing the computational time to solve it numerically<sup>3</sup>. Provided that sufficient data points are available, these approaches are among the most promising recently developed complementary avenues for overcoming many of the obstacles that prevent us from effectively exploring chemical compound space (CCS) from first principles in order to computationally design and optimize new materials with desirable properties. As such, the efficient navigation of CCS is at the heart of all first principles based materials and bio design efforts. The notion to infer calculated properties based on their correlations with compounds is akin to what Hammett did already in the thirties exploiting linear free energy relationships<sup>4,5</sup>. Such approaches have already “delivered” for highly relevant

applications, as demonstrated for enhanced sampling<sup>6</sup>, for the screening of heterogeneous catalyst candidates, based on Sabatier’s principle<sup>7</sup>, or for devising simple materials design rules leading to topological insulators, semiconductors, and others<sup>8</sup>. With an ever increasing amount of simulation data stemming from routine applications of first principles methods, such as Born-Oppenheimer or Car-Parrinello molecular dynamics<sup>9</sup>, however, more sophisticated statistical “Machine Learning” (ML) methods can be applied, in the hope of detecting trends and relationships that hitherto were difficult, if not impossible, to spot for the human expert. Applications of such approaches include data-mining for crystal structure discovery<sup>10</sup>, regressions for reorganization energies that enter Marcus charge transfer rates<sup>11,12</sup>, learning of potential energy surfaces (PES)<sup>13–17</sup>, learning of density functionals<sup>18</sup>, and learning of Schrödinger’s equation<sup>19</sup>. The success of the latter, i.e. the success of predicting PESs in CCS in an unbiased, accurate and reliable fashion, however, hinges on how good a choice has been made in terms of representing input variables. This representation, a.k.a. the “descriptor”, encodes the chemical identity in terms of chemical composition and atomistic configuration. As such, descriptors are one of—if not the most—crucial ingredient for the development of predictive ML models of PESs across CCS.

Conventionally, descriptors encode some prior knowledge about electronic structure effects. A frequently made assumption, for example, is that number and order of covalent bonds in compounds are known *a priori* and fixed. For example, Faulon’s Signature descriptor encodes the graph of covalent bonding in a molecule<sup>20</sup>. Among others, this descriptor was already applied to inverse QSAR<sup>21</sup>, the prediction of protein in-

teractions<sup>22</sup>, and the training of reorganization energies of poly-aromatic hydrocarbons<sup>12</sup>. Clearly, this assumption severely limits the realm of applications when it comes to modeling processes where the bonding is not known *a priori*. Examples for which this is the case abound, and include basically all processes commonly referred to as “chemical change”, i.e. bond breaking and formation, metal ligand exchanges, diffusion of defects in solids, proton hopping in aqueous solvents (Grotthuss-mechanism) or even simple tautomeric equilibria. These assumptions already break down for interatomic forces that are less localized than covalent bonds, such as for supramolecular van der Waals complexes, bound due to hydrogen bonds or London dispersion forces<sup>23</sup>. Interestingly, the latter are particularly crucial for biological function, as recently illustrated for the selective self-assembly of hydrogen-bonded nano-structures<sup>24</sup>. For a quantitative overview and comparative analysis of over 600 different descriptors see the 2005 study carried out by Meringer and coworkers<sup>25</sup>. Such limitations might possibly explain the current state of affairs in QSAR-based drug discovery efforts<sup>26</sup>. It is therefore desirable to devise more general “first principles-like” descriptors that conserve the rigor of any *ab initio* method<sup>27</sup>, such as wave function<sup>28</sup>, density functional<sup>29</sup>, or quantum Monte Carlo methods<sup>30</sup>, and that consequently can also, at least in principle, account for *any* chemical scenario or compound<sup>1,31</sup>,

In this study, we present a molecular descriptor that uniquely describes any molecule as a fingerprint, as a univariate function in terms of geometric distance. Within the Born-Oppenheimer view on the CCS of molecules, *any* molecule is uniquely characterized by  $4N-6$  degrees of freedom, subtracting three rotational (two if linear) and three translational degrees of freedom. This descriptor meets all of the most desirable attributes, such as uniqueness, differentiability, and invariance with respect to rotation, translation, atom-indexing. In full analogy to the information entering the electronic Schrödinger’s equation, this descriptor requires *only* atomic coordinates and nuclear identities. As such any composition and any geometry is accounted for in a way that is highly amenable to ML. Note, however, that also the modeling of nuclear quantum effects through *ab initio* path-integral molecular dynamics<sup>32</sup>, relevant for instance in the case of Watson-Crick tautomers<sup>33</sup>, should be possible using this descriptor if energies and forces for all the replicas had been learned with sufficient predictive accuracy.

This paper is structured as follows. In the methods section, we first outline the conceptual framework and requirements. Thereafter, we start out with the external potential, and we proceed step by step with translational, rotational and atom-indexing, and finally uniqueness requirements that lead to the final form of the descriptor. In the results section, the descriptor is discussed and illustrated for organic molecules, the resulting Euclidean distance between compounds is analyzed, and preliminary ML results for atomization energies of up to 7000

organic molecules are presented. The concluding section briefly summarizes the findings.

## II. METHOD

### A. Desirable descriptor properties

The defining purpose of a descriptor,  $D$ , is to recast a compound, defined through input variables  $\mathbf{X}$ , in a form that can be correlated to a property of interest,  $\mathcal{P}$ , i.e. the form should be amenable to statistical learning. More specifically, the descriptor should rigorously *and* in a convenient fashion represent the variables that occur in the equation which is to be modeled through supervised learning.

Many descriptors and classification schemes have been proposed. For the purpose of modeling results derived from Schrödinger’s equation, we distinguish three regimes.

**First principles:** Descriptors that encode  $\mathbf{X}$  without loss of relevant information. These should be applicable for the learning of any quantum observable. Examples include the sorted Coulomb-matrix<sup>19</sup>, Gaussian shapes<sup>34</sup>, bispectrum, power spectrum, or angular distribution functions<sup>17,35</sup>. The challenge consists of removing all redundancies and encode invariances, i.e. to render them irreducible, i.e. maximally compact, without losing too much information.

**Coarsened:** Descriptors that reflect important structural features, typically work for a range of properties, but not for all: Number of hydrogen-bond donors or acceptors, number of aromatic units, the diagonalized Coulomb matrix<sup>36,37</sup>, or the signature<sup>20</sup>. These descriptors are not bijective, i.e. they do not allow reconstruction of the compound in general; in practice, some allow reconstruction given enough constraints. Here, the challenge consists of finding a form for which the loss of information is minimal while maintaining the advantages of coarsening.

**Integrated:** Descriptors which explicitly encode some integrated properties which happen to correlate well with the property of interest. For example adsorption energies for catalytic activity<sup>7</sup>, logP octanol/water or Lipinski’s rule of 5<sup>1</sup> for oral bio-availability, electrophilic superdelocalizability for  $pK_a$  prediction<sup>38?</sup>, HOMO eigenvalues<sup>39,40</sup>, or other simple property descriptors commonly used in high-throughput screening<sup>8</sup>. The challenge of these descriptors consists of gauging their transferability to other compound classes, properties, or even environmental conditions.

For the rigorous supervised learning of the time-independent electronic Schrödinger equation within the

Born-Oppenheimer approximation, we consider some descriptor properties crucial, and some desirable. While some chemicals could clearly be considered degenerate in property space, meaning two different chemicals yielding a practically identical value for a given property, we consider uniqueness to be a crucial property. One can show this by *reductio ad absurdum*, in analogy to the first Hohenberg-Kohn theorem<sup>41</sup>, for ground state potential energies  $E$  in the Born-Oppenheimer approximation where the Hamiltonian  $H$  is defined by  $\mathbf{X} = \{Z_I, \mathbf{R}_I, N_e\}$ , the nuclear charges and coordinates (The number of electrons,  $N_e$ , is less of a concern when it comes to a first principles view of CCS<sup>42</sup>): Consider two *different* systems represented by their respective Hamiltonians  $H_1$  and  $H_2$ , and assume that they are not degenerate, i.e. their corresponding potential energies are different,  $E_1 \neq E_2$ . If we now assume lack uniqueness of the descriptor,  $D$ , the corresponding Hamiltonians may project onto the same descriptor, i.e.  $H_1 \rightarrow D$  and  $H_2 \rightarrow D$ . The statistical model trained,  $E^p$ , will predict the energies solely based on the descriptor input, i.e.  $E_1 \approx E^p[D] = E^p[D] \approx E_2$ . In the limit of converged training data set, these energy predictions will be accurate within machine precision, and consequently  $E_1 = E_2$ , in direct contradiction to above assumption. Therefore, non-unique descriptors will yield absurd results, and should not be used for predicting potential energies in CCS. This insight is clearly violated by many descriptors commonly used in QSPR studies.

Uniqueness is necessary but not sufficient. For example, one would prefer a unique map that is surjective, rather than bijective. The map should be surjective because of the rotational, translational, atom-indexing, and symmetry related degrees of freedom, for which the solution of the electronic SE is invariant. The challenge consists therefore of removing as many of these redundant degrees of freedom as possible *without* losing uniqueness. While rotationally, translationally, atom-indexing and symmetry dependent descriptors can in principle be constructed and used (the trivial example being the  $N$  dimensional vector with four entries corresponding to nuclear charge and three Cartesian coordinates, Zxyz), they cause substantial overhead for the statistical learning since the training set needs to be constructed (and extended) such that it reflects these invariances. As such, they would lead to ML models which exhibit suboptimal efficiency by construction. Furthermore, if the rotational invariance is not accounted for severe alignment problems can emerge for the construction of proper distances (metrics), with multiple minima, and numerically difficult and challenging optimization problems, as recently reviewed by Zadeh and Ayers<sup>43</sup>. Lack of the atom-indexing invariance might become cumbersome when it comes to simulation regimes in which Heisenberg’s uncertainty principle applies to atoms, such as collisions at high temperature, when atoms of the same type and weight become indistinguishable. Finally, one should note that the molecular Hamiltonian obeys all of these invariances by construc-

TABLE I. Properties of various descriptors including Signature ( $\sigma$ )<sup>20</sup>, nuclear charges and Cartesian coordinates (Zxyz), Coulomb matrix (CM), diagonalized CM matrix (Eig(CM))<sup>19</sup>, and the radial distribution Fourier series descriptor ( $R$ ) introduced herein.  $N$  denotes number of atoms. The upper part contains requirements used for the design of the radial distribution Fourier series descriptor.  $\checkmark$  and  $\neg$  mean requirement fulfilled and not fulfilled, respectively.

Property	$\sigma$	Zxyz	CM	Eig(CM)	FGR
Unique	$\checkmark$	$\checkmark$	$\checkmark$	$\neg$	$\checkmark$
First principles	$\neg$	$\checkmark$	$\checkmark$	$\checkmark$	$\checkmark$
Transl. invariant	$\checkmark$	$\neg$	$\checkmark$	$\checkmark$	$\checkmark$
Rotat. invariant	$\checkmark$	$\neg$	$\checkmark$	$\checkmark$	$\checkmark$
Index. invariant	$\neg^a$	$\neg$	$\neg$	$\checkmark$	$\checkmark$
Symmetry	$\checkmark$	$\neg$	$\checkmark$	$\checkmark$	$\checkmark$
Differentiable	$\neg$ .	N.A.	$\checkmark$	$\checkmark$	$\checkmark$
Symmetry	$\checkmark$	$\neg$	$\checkmark$	$\checkmark$	$\checkmark$
Size extensive	$\checkmark$	$\checkmark$	$\checkmark$	$\checkmark$	$\checkmark$
Complete/global	$\neg^a$	$\checkmark$	$\checkmark$	$\neg$	$\checkmark$
Dimensionality	N.A.	$4N$	$(N^2 - N)/2$	$N$	$m^b$
Analytical	$\checkmark$	$\checkmark$	$\checkmark$	$\checkmark$	$\checkmark$
Uniform length	$\neg$	$\neg$	$\neg$	$\neg$	$\checkmark^c$
Variable ranges	$\checkmark$	$\checkmark$	$\checkmark$	$\checkmark$	$\checkmark$

<sup>a</sup> unless taken to full height  $h = N$ .

<sup>b</sup>  $m \geq (N^2 - N)/2$  being the number of grid elements required for discretizing the largest interatomic distance

<sup>c</sup> If damped by a Gaussian

tion, and that consequently any descriptor for the supervised learning approach of SE should be expected to also obey them. We conclude that a lack of these invariances can present insurmountable challenges in practice, and we therefore consider them to be crucial as well.

The descriptor’s size extensive and symmetry behavior is also relevant. Ideally, atoms or groups that are symmetric would contribute to the descriptor by exactly the same amount. Furthermore, changes in system size should lead to corresponding changes in descriptor size. Another important feature of a descriptor is its completeness, or global nature, meaning that no *a priori* partitioning has been assumed in order to expand the descriptor (in terms of atoms, bonds, groups etc.), with the goal of reducing dimensionality, or for other reasons. Such “local” descriptors in terms of expansions over atomic contributions, are currently used within neural network<sup>44</sup> as well as kernel ridge regression<sup>17,35</sup> approaches, both aimed at learning potential energy hypersurfaces and forces across configurational space, for enhanced sampling using molecular dynamics. While local descriptions form the basis for linear scaling electronic structure software, and might be appropriate for some systems, in particular for insulators and semi-conductors where the nearsightedness principle could be exploited<sup>45</sup>, this can not be assumed in general, and is certainly limiting in situations of long-range electron/phonon coupling, electron transfer, or metals.

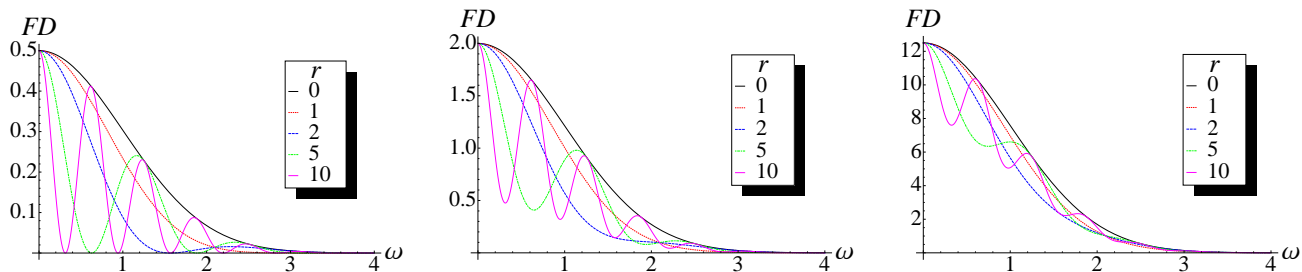


FIG. 1. Illustration of Fourier descriptor  $FD$  (units of charge squared, Eq. (6)) for three diatomics,  $H_2$  (TOP),  $LiH$  (MID), and  $HF$  (BOTTOM) for five interatomic distances  $r_{IJ}$ . The hyper parameter  $a$  is set to 1. Note that for  $r = 0$ ,  $FD$  describes a single atom with the nuclear charge corresponding to the sum of the two nuclei in the diatomics, i.e. He, Be, and Ne.

Other descriptor features, less crucial but still desirable, include a closed and analytical form for rapid evaluation, differentiability (with respect to nuclear charges and coordinates) to account for response properties and use of enhanced learning techniques, uniform length for convenient comparison of compounds that differ strongly in size (number of atoms), and a functional form that can cope well with all the various ranges relevant to physical chemistry, i.e. nuclear charges ranging from 0 to  $\sim 100$ , and interatomic distances ranging from tenths to dozens (or hundreds if charged) of  $\text{\AA}$ .

An overview of crucial and desirable properties is given in Table I for various relevant descriptors, including Signature ( $\sigma$ )<sup>20</sup>, nuclear charges and Cartesian coordinates (Zxyz), Coulomb matrix (CM), diagonalized CM matrix (Eig(CM))<sup>19</sup>, and the Fourier Gaussian Radial distribution descriptor ( $FGR$ ), introduced herein. The Coulomb matrix (CM), recently introduced<sup>19</sup>, satisfies many of the aforementioned requirements but not all. In particular, it lacks invariance with respect to atom indexing, it’s not uniform in length, and its dimensionality scales quadratically with number of atoms. We note that the dimensionality listed in Table I, however, is a rather formal construct: The  $(N^2 - N)/2$  entries in the Coulomb matrix are *not* independent variables, as such redundant dimensions have been introduced which, of course, do not change the underlying dimensionality of the problem. This statement is clearly also true for the  $m$  “dimensions” of the  $FGR$  descriptor.

One additional important aspect (not mentioned in the table) that might warrant further investigation is the smoothness of the property as a function of the descriptor. Smoothness is a prerequisite for machine learning (to enable meaningful selection from the infinitely many models that are compatible with the training data), related to regularization. However, the functions smoothness might differ along different directions in descriptor space (as an example, consider ligand binding, where steric constraints of the host might cause abrupt changes in affinity upon certain geometrical changes of the ligand, as opposed to more gradual changes not conflicting with the hosts geometry, e.g., “magic methyls”, or, more generally, “activity cliffs”<sup>46</sup>). Reducing the models

smoothness requires more training data than necessary in smooth data regions, whereas increasing the models smoothness reduces prediction accuracy in data regions with more rapid changes. A potential solution might be models with local smoothness<sup>47</sup>.

Below we introduce the  $FGR$  descriptor that fulfills the crucial requirements in Table I, i.e. (i) first principles, (ii) translational invariance, (iii) rotational invariance and mirror symmetries (Euclidean symmetries), and atom-indexing invariance, (iv) uniqueness, and (v) differentiability.

## B. First principles *Ansatz* and atom indexing invariance

The first Hohenberg-Kohn theorem shows that the electron density  $n(\mathbf{r})$  of a given system, as determined by its external potential  $v(\mathbf{r})$  through application of the variational principle, is as unique as its electronic wavefunction  $\Psi(\mathbf{r})$  obtained through solution of Schrödinger’s equation<sup>41</sup>. After application of the variational principle (yielding the electron density which minimizes the energy), the total potential energy is then commonly given as an integral containing electron density and external potential,

$$E[n(\mathbf{r})] = F_{ee}[n(\mathbf{r})] - \int d\mathbf{r} n(\mathbf{r})v(\mathbf{r}) + \frac{1}{2} \sum_{IJ} \frac{Z_I Z_J}{|\mathbf{R}_I - \mathbf{R}_J|}, \quad (1)$$

$F_{ee}$  being the universal functional that encodes *all* contributions to the energy coming from electron-electron interactions, the second term representing the Coulomb attraction between nuclear charges and electrons, and the last term corresponding to the nuclear Coulomb repulsion between all atoms. As such, the total potential energy of *any* molecule is, independent of translations, rotations, or atom indexing, determined by its unique electron density. It is possible to take the point of view that the electron density corresponds to a “quantum” molecular descriptor, used to predict molecular energies through the map  $n(\mathbf{r}) \mapsto E$ . Already three decades ago, Carbó et al. proposed to use the overlap integral of electron densities of



different molecules to quantify molecular similarity<sup>48</sup> In fact, the electron density is already used as a descriptor in practice, namely when density functionals are trained empirically to reproduce the energies of given training sets. Then, clearly, if the electron density was not unique, density functional theory, as we know it, would not exist. As such, the HK theorem underscores the importance of the descriptor’s uniqueness when it comes to the training of potential energy surface models.

The external potential, conversely, is in a unique relationship with atomic Cartesian coordinates  $\{\mathbf{R}_I\}$  and nuclear charges  $\{Z_I\}$ ,  $v(\mathbf{r}) = \sum_I Z_I/|\mathbf{r} - \mathbf{R}_I|$ . Here, our first *Ansatz* consists of replacing the system’s representation in form of its external potential by a model of the nuclear charge density, namely a sum of Gaussians located at the atomic coordinates with atom-type specific heights  $Z_I$ ,

$$P(\mathbf{r}) = \sum_I Z_I e^{-a|\mathbf{r} - \mathbf{R}_I|^2} \quad (2)$$

where the sum runs over all atoms in the molecule up to  $N$ , the total number of atoms. Here,  $a$  is a global parameter for all atoms and all molecules, for now simply fixing the nuclear width for *all* atoms independent of type. Note that  $a$  could be rendered atom-type specific, and that  $P$  does no longer integrate to  $N_p$ , the total number of protons present in the system. Thereby, in similar vein to the use of Gaussian type orbitals as a basis for molecular orbitals, we deliberately forego any important physical non-Gaussian like features in favor of computational convenience.  $P(\mathbf{r})$ , however, is still in a one-to-one relationship with the external potential, and that it is indexing invariant.

### C. Translation

One of the appealing characteristics for using plane wave basis sets in electronic structure calculations is their invariance with respect to atomic position (translational invariance). In contrast to atomic basis sets, basis set superposition errors and Pulay forces can be avoided, making the implementation of geometry optimization or molecular dynamics methods more straight-forward. In complete analogy, we can remove translational degrees of freedom of a charge distribution by changing to the Fourier frequency domain<sup>51</sup>. The Fourier transform of the Gaussian charge distribution,

$$\mathcal{F}(P) = \frac{1}{(2a)^{3/2}} e^{-\frac{\omega^2}{4a}} \sum_I Z_I e^{i\omega^T \mathbf{R}_I}, \quad (3)$$

can be multiplied with its conjugate to yield a real function in three dimensions of the Fourier domain,  $\omega$ ,

$$\mathcal{F}\mathcal{F}^* = \frac{1}{(2a)^3} e^{-\frac{\omega^2}{2a}} \sum_J \sum_I Z_I Z_J \cos[\omega^T (\mathbf{R}_I - \mathbf{R}_J)] \quad (4)$$

after simplifying using Euler’s formula. Clearly, Eq. (4), is a translationally invariant representation of our nuclear

charge distribution in Eq. (2). One can view this function as a sum over all elements of a symmetric atom-atom pairwise matrix  $\mathbf{M}$  with elements,

$$M_{IJ} = Z_I Z_J \cos[\omega^T (\mathbf{R}_I - \mathbf{R}_J)]. \quad (5)$$

This matrix is very reminiscent of the Coulomb-matrix recently proposed in Ref.<sup>19</sup>. At  $\omega = 0$  and for  $a = (1/4)^{1/3}$ , the diagonal elements even become identical to the diagonal of a preliminary version of said Coulomb-matrix,  $0.5 Z_I^2$ .

### D. Rotations

In order to remove also the orientational dependence from Eq. 4, one can render the function spherical in frequency and real space domain. Specifically, we simply modify the argument of the cosine function by  $\omega^T (\mathbf{R}_I - \mathbf{R}_J) \mapsto \omega \times |\mathbf{R}_I - \mathbf{R}_J|$ . Accordingly, one can define a preliminary version of a Fourier descriptor,

$$FD = \frac{1}{(2a)^3} e^{-\frac{\omega^2}{2a}} \sum_J \sum_I Z_I Z_J \cos[\omega \times r_{IJ}], \quad (6)$$

$r_{IJ}$  being the interatomic distance,  $|\mathbf{R}_I - \mathbf{R}_J|$ , a double sum over atoms that maintains atom-indexing, translational, and rotational invariance.

For illustration, Fig. 1 features this descriptor for various interatomic distances of  $\text{H}_2$ ,  $\text{HHe}$ ,  $\text{HC}$ , and  $\text{HCl}$ . As one would expect from inspection of Eq. (6) changes in interatomic distances induce changes in oscillatory frequency while changes in elemental composition affect the overall amplitude. Differences in atomic numbers within any of these three diatomics are expressed through the width of the oscillatory band, the larger the difference, the narrower the band. The Gaussian pre-factor dampens the descriptor down to zero for large frequencies.

### E. Uniqueness

While this preliminary Fourier descriptor (Eq. (6)) is clearly translationally, rotationally, and atom-indexing invariant, it is, unfortunately, no longer unique due to the information lost when modifying the argument of the cosine. This can be illustrated for the task of distinguishing between homometric molecules. Homometric molecules are any two molecules with identical sets of interatomic distances between the same atom-pairs<sup>50</sup>. Note that while in Ref.<sup>37</sup> it is mentioned that all enantiomers are homometric, there exist also homometric compounds that are not enantiomers. Note that any two homometric compounds would have the same potential energy if modeled by exclusively pair-wise potentials, no matter how different their geometry. As such they elegantly exemplify the importance of many-body effects in interatomic potentials, an effect recently shown to be sizeable not only in the case of covalent bonding, but also for weak intermolecular van der Waals forces<sup>23</sup>.

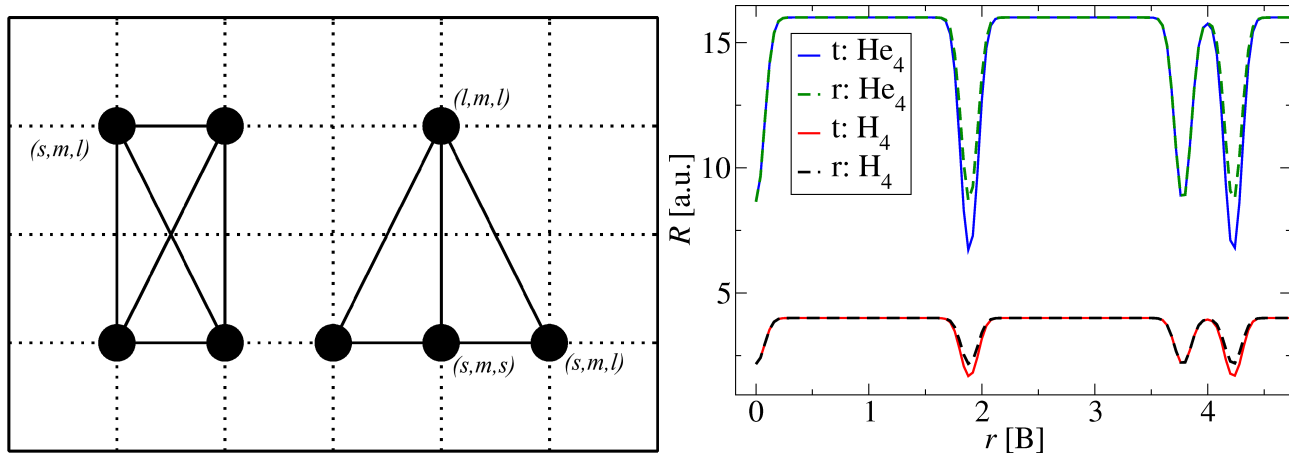


FIG. 2. LEFT: Sketch of two homometric molecules (same atom types, same sum of interatomic distances) from Ref.<sup>49</sup>. The atomic distribution of distances ( $s$  short,  $m$  medium,  $l$  long) are indicated. The Coulomb-matrix (sorted, or as set of permuted matrices) can distinguish these two molecules<sup>36,37,50</sup>.  $s$  and  $l$  are set to 1 and 2 Å, respectively. RIGHT: Radial distribution Fourier series descriptor  $R$  for the homometric, rectangular (r) and triangular (t), geometries displayed in Fig. 2. Two descriptors correspond to hydrogen tetramer, the other two to helium tetramer. For this figure the Gaussian prefactor of  $R$  was set to 1 in Eq. (8), and  $b = 0.1$ .

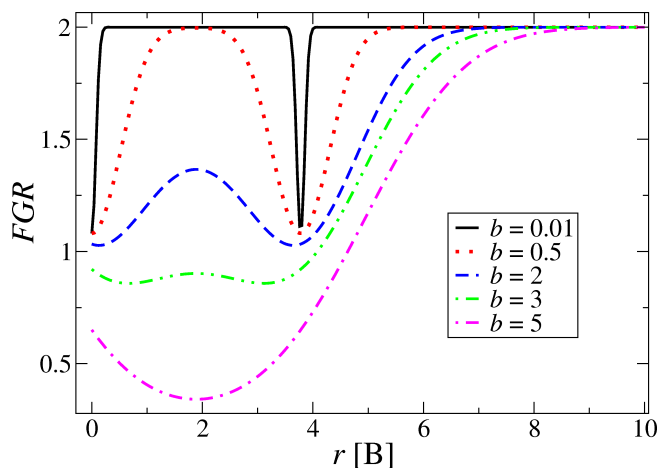


FIG. 3. Effect of width  $b$  on descriptor for H<sub>2</sub> at 2 Å interatomic distance.

An example of a homometric compound pair, proposed in Ref.<sup>49</sup>, is on display in Fig. 2. Clearly, these compounds do not differ by the number but rather by the distribution of “bonds” (interatomic distances) experienced by each atom: In the case of the rectangular compound all the four atoms dispose each of a short, medium, and long bond,  $(s, m, l)$ . In the case of the triangular compound, two atoms (those in the lower corners of the triangle) still exhibit the same distribution of bonds  $(s, m, l)$ , but the lower middle and upper corner atoms have different distributions, namely  $(s, m, s)$  and  $(l, m, l)$ . In Ref.<sup>52</sup> it has been shown that any simplex can be represented without a loss of information, i.e. in a unique fashion, using such distributions of distances between the vertices.

A continuous version of such a distribution of inter-

atomic distances can easily be obtained through introduction of a radial distribution function  $RDF_I$  for each atom  $I$  into the argument of the cosine in the Fourier series,

$$FR(r) = \frac{1}{(2a)^3} e^{-\frac{r^2}{2a}} \sum_I Z_I^2 \cos[RDF_I(r)]. \quad (7)$$

In other words, we have replaced the argument  $\omega \times r_{IJ} \mapsto f(\omega - r_{IJ})$ , where  $f$  assumes the form of a radial distribution function around atom  $I$ , and the frequency domain  $\omega$  has been turned into real space distance. In principle, any functional form of atomic radial distribution functions, numerical or analytical such as “softened” Coulomb potentials  $\sum_J Z_J / (|r - r_{IJ}| + 1)$ , or Slater (or Laplace) functions  $\sum_J e^{-\alpha|r - r_{IJ}|}$  could be used. Note that Gaussian radial distribution functions as descriptors have already been proposed in the past<sup>53,54</sup>, not, however, as arguments of a Fourier series, to the best of our knowledge.

For the remainder of this study, and without any loss of generality, we will use a Fourier series of Gaussian Radial distribution functions (FGR) assuming the final form,

$$FGR(r) = \sum_I Z_I^2 \cos\left[\frac{1}{Z_I} \sum_J Z_J e^{-b(r-d_{IJ})^2}\right], \quad (8)$$

where the Gaussian prefactor in Eq. (7) has been omitted to keep the descriptor a 100% complete. The effect of the Gaussian width  $b$  in the  $RDF$  is shown for the H<sub>2</sub> molecular in Fig. (3). As one would expect, the wider the Gaussian the less pronounced the details of the radial distribution in the fingerprint. We consider  $b$  to represent another hyperparameter that is to be optimized during the training of the ML model. Note that we could equally

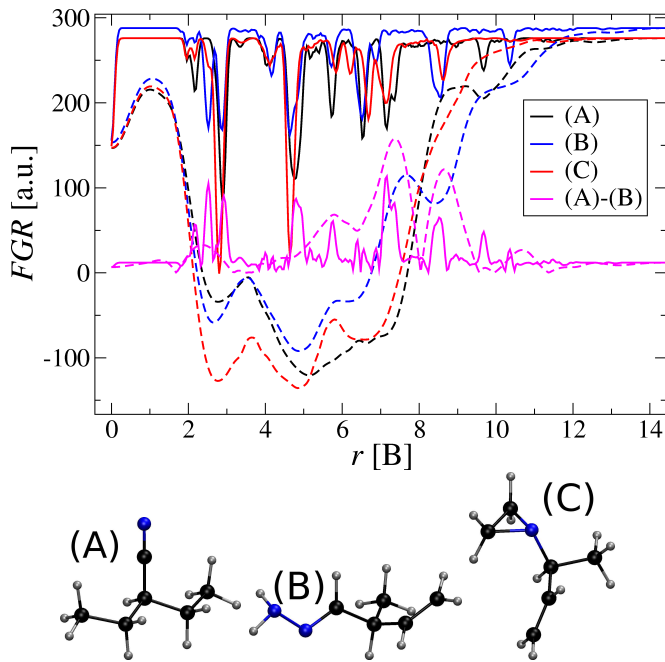


FIG. 4. *FGR* for three iso-electronic organic molecules with seven atoms (not counting hydrogens) from the GDB-7 data base<sup>55</sup>: (A), (B), and (C). Note that (A) and (C) are constitutional isomers since they have the same stoichiometries. Continuous and dashed curves correspond to a Gaussian width  $b$  of 0.001 and 0.5, respectively, see Eq. (8). (A)-(B) corresponds to the integrand for calculating the metric according to Eq. (9).

well use sin or sinc functions to model the Fourier transform of shapes in real space ranging from rectangular to delta functions. The dependency on frequency domain has been replaced by a dependency on radial distance in real space,  $r = |\mathbf{R}_I - \mathbf{r}|$ . To make the radial distribution function dimensionless we scale it by  $Z_I$ . The  $Z_I$  in front of the  $\cos[\dots]$  is squared, effectively modeling the scaling of the energy of the hydrogen-like atom.  $b$  and  $a$  are free hyperparameters that can be adjusted to tune the width of atomic peaks in the radial distribution functions or to control the Gaussian damping factor’s width (“locality”), respectively.

The *FGR* is a fingerprint with an off-set corresponding to  $\sum_I Z_I^2$ . For any compound in which all atoms have the same nuclear type  $FGR(r=0) = \cos[1] \times \sum_I Z_I^2 \sim$  half the offset. While it is clear that this off-set is not yet unique, being the same for all constitutional isomers for instance, the Wronskian of any individual terms in the sum confirms their linear independence, and thereby ensures the uniqueness of *FGR*. As such, the Fourier series introduces the linear independence of the radial distribution around each atom  $I$ , ensuring that any atomic RDF contributes in a unique fashion—unless it is symmetric and desired to contribute in the same way. Note that also in Ref.<sup>35</sup> an angular Fourier series based descriptor has been investigated. This descriptor, however, has been

introduced in the context of training and modeling the entire potential energy surface of a given compound, not for training across CCS. Furthermore, it only sums over individual angles, and not distributions of angles.

### III. RESULTS

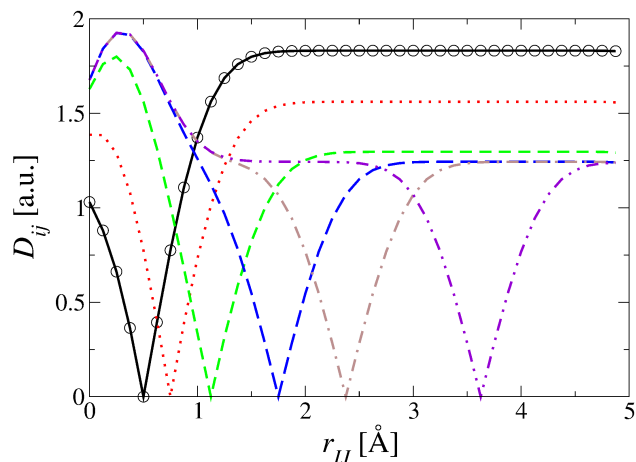


FIG. 5. Metric in chemical space,  $D_{ij}$  (Eq. (9)), between two hydrogen molecules  $i$  and  $j$  as a function of interatomic distance  $r_{IJ}$  in one of them, for 6 interatomic distances in the other. Based on descriptor *FGR* (Eq. (8)) with hyperparameter  $b = 0.5$ , Note that as the interatomic distance of molecule  $i$  approaches the one of molecule  $j$  the two molecules become identical, and consequently  $D_{ij} \rightarrow 0$ . Thus, the six lines correspond to the respective six interatomic distances for which  $D_{ij} = 0$ .

#### A. Organic molecules

To illustrate the descriptor for realistic systems, Fig. (4) features *FGR* for three organic molecules from the GDB data base<sup>55</sup>. The nature of a molecular fingerprint, reminiscent of a vibrational spectrum, becomes evident for these more complex molecules. Compound (B) has a different stoichiometry, which not necessarily just so happens to result in a different baseline, i.e.  $\sum_I Z_I^2$ . For the two constitutional isomers the baseline must be identical, and they differ only in peak distribution. When increasing the width in the Gaussian radial distribution function of *FGR* (Eq. 8) from 0.001 to 0.5 the necessary resolution is lost to properly account for all the lines coming from the individual contributions of all respective atom pairs. The integrand of Eq. (9) is also shown in Fig. (4) for small and large Gaussian width  $b$ .

## B. Metric

Any inductive approach requires us to compare the input variables. In order to compare chemical compounds, it is straightforward to define a proper distance metric, such as the Euclidean norm between the  $FGR$  descriptors of the two compounds. Specifically, we consider the integral over the squared differences of two descriptors  $i$  and  $j$ ,

$$D(M_i, M_j) = D_{ij}(r_{IJ}^{max}) \quad (9)$$

$$= \sqrt{\int_{r=0}^{r \geq r_{IJ}^{max}} dr (FGR_i(r) - FGR_j(r))^2}$$

with units of charge squared. Here  $dr$  is the grid spacing, and  $r_{IJ}^{max}$  is the maximal interatomic distance present. Obviously, when considering more than one compound pair one has to ensure that all pairs share the same  $r_{IJ}^{max}$ . Alternatively, the damping Gaussian pre-factor from Eq. (7) could also be used in Eq. (8), to localize the description, and to make all molecules have descriptors of similar length, independent of number of atoms.

Fig. 5 shows this metric for six different pairs of two  $H_2$  molecules as a function of interatomic distance in one of them, keeping the other fixed. We note the distinct shape of the displayed curves, bearing strong resemblance to typical interatomic potentials. For changes in nuclear charges, the metric of diatomic pairs will change quadratically.

## C. Metric versus property for organic molecules

Fig. 6 displays the difference in atomization energy,  $E_{ij}$ , as a function of  $FGR$  descriptor distance,  $D_{ij}$ . For comparison, the same energy difference is also shown as a function of Coulomb matrix based distance. The energy differences and distances correspond to 4950 pairs of 100 iso-electronic molecules with 54 electrons, taken from the group of GDB molecules with 7 heavy atoms (not counting hydrogen atoms) such that the largest possible window of atomization energy differences is covered. Already for such mere scattering of the data, the  $FGR$  based distance exhibits a clear correlation with the atomization energy difference. Linear regression yields  $E_{ij} = 0.048 \times D_{ij}$  eV, with a correlation coefficient of 0.81. By contrast, the Coulomb matrix based distance correlates rather poorly with atomization energy differences, yielding  $E_{ij} = 0.137 \times D_{ij}$  eV, with a correlation coefficient of 0.19. Such a result already suggests that the  $FGR$  descriptor captures significantly more physics, possibly facilitating the ML regression to model the remaining effects that cause changes in the atomization energy, or other properties.

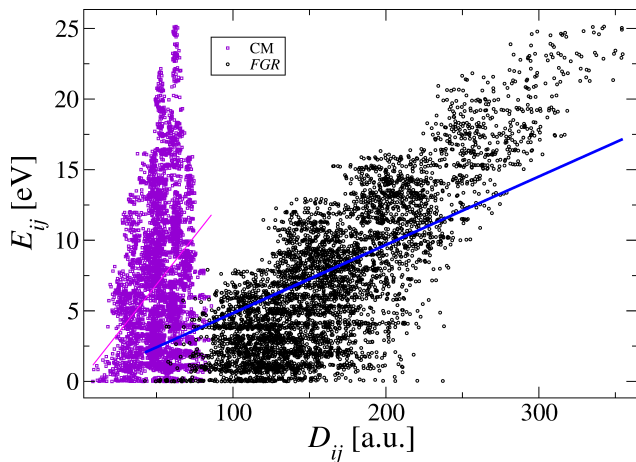


FIG. 6. Scatter plot of differences in atomization energy  $E_{ij}$  versus descriptor distances  $D_{ij}$  for 4950 pairs of 100 iso-electronic and neutral organic molecules with 54 electrons chosen from the set of 7 heavy atom containing molecules in the GDB-13 data<sup>55</sup>.  $\{E_{ij}\}$  have been calculated at the same level of theory as in Ref.<sup>19</sup> with hybrid density functional theory (PBE0)<sup>56,57</sup>. Linear regressions (blue and pink) for  $FGR$  and Coulomb matrix (CM) yield  $E_{ij} = 0.048 \times D_{ij}$  eV, with a correlation coefficient of 0.81, and  $E_{ij} = 0.137 \times D_{ij}$  eV, with a correlation coefficient of 0.19, respectively.

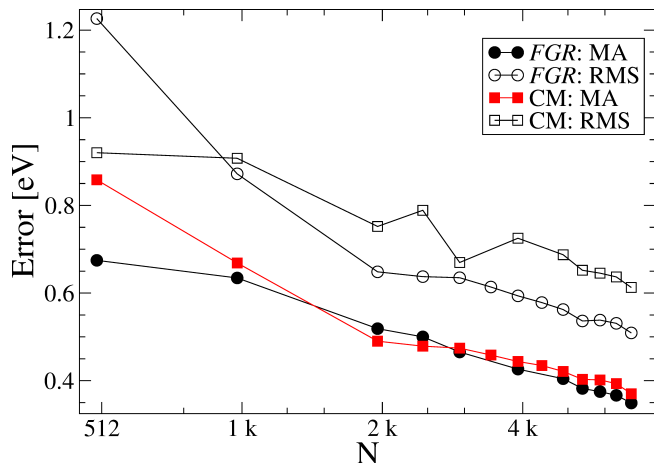


FIG. 7. Mean absolute (MA) and root mean square (RMS) error for out of sample predictions of atomization energies, as a function of training set size,  $N$ . Training and test set consist of the first 7211 molecules in the GDB-13 data base<sup>55</sup>. Errors are shown for  $FGR$  and Coulomb matrix (CM) descriptors in Gaussian kernel ridge regression based model (Eq. (10)).

## D. Machine Learning results

In order to have a rough idea if the  $FGR$  descriptor is promising, we have carried out preliminary testing of its performance within ML models. More specifically, we have revisited the ML models in Ref.<sup>19</sup>. We used again the same first 7211 molecules of the GDB-13 data base corresponding in size to at least seven heavy



atoms, i.e. not counting hydrogens, per molecule. The GDB data base represents an exhaustive list of all the organic molecules that can be constructed from up to 13 heavy atoms, containing as atom types C, N, O, S, or Cl, and saturating valencies with hydrogen atoms<sup>58,59</sup>. All GDB molecules are expected to be stable and synthetically accessible according to organic chemistry rules<sup>55</sup>. The Gaussian kernel ridge regression problem is solved to yield the coefficients  $\{\alpha_i\}$  in the ML model of the atomization energy  $E$  with  $FGR$  as input for molecule  $j$ ,

$$E(FGR_j) = \sum_i \alpha_i e^{-\frac{D_{ij}^2}{2\sigma^2}}. \quad (10)$$

The resulting mean absolute error (MAE) is shown in Fig. 7 as a function of training set size,  $N$ . These error estimates are based on 5-fold cross-validation, and optimized hyper parameters  $\sigma$  and  $b$ . As such, they measure performance of similar reliability as out-of-sample predictions, i.e. for predicting energies of molecules that were not part of training. MAEs for the same ML model as in Ref.<sup>19</sup> using the Coulomb matrix, atom indices sorted by norm of rows, are also shown for comparison.

The decay of the mean absolute error of these first  $FGR$  based ML models is at least competitive, if not slightly better, than with the Coulomb matrix based ML models<sup>19</sup>. The  $FGR$ 's root mean square error (emphasizing the role of outliers), while starting off lower than for the Coulomb-matrix, decays more slowly, with a cross-over already at a training set size of one thousand molecules. As such, these results clearly confirm the overall promising properties of the  $FGR$  descriptor, placing it on par with the Coulomb-matrix in terms of predictive power. Note, however, that these first results do not yet constitute a comprehensive assessment, only further and more extensive studies will allow to make conclusive statements.

#### IV. CONCLUSION

A set of fundamental physical arguments has been introduced as to what are crucial and desirable properties of descriptors that can be expected to yield reliable performance in intelligent data analysis methods applied to atomistic simulation. Starting from the external po-

tential in the electronic Hamiltonian, and using Fourier transforms and radial distribution functions, we have developed an intramolecular distance based fingerprint-like descriptor,  $FGR$ , corresponding to a Fourier series of atomic radial distribution functions.  $FGR$  is unique for any molecular compound (i.e. chemical composition and geometry), and invariant with respect to translation, rotation, and atom indexing. Furthermore,  $FGR$  is differentiable, not only with respect to nuclear displacement for geometry optimization or molecular dynamics, but also with respect to ‘‘alchemical’’ changes, i.e. change in nuclear charges<sup>31,60–63</sup>, potentially useful for computational materials design<sup>42,64,65</sup>. As such, this descriptor fulfills all of the crucial, and many of the desired properties listed in Table I. The  $FGR$  descriptor can be reduced to  $N \times (N - 1)/2$  dimensionality if it is evaluated only at those  $r$ -values that correspond to interatomic distances in a compound. The Gaussian pre-factor can be used to damp the descriptor to reduce the dimensionality further. We conclude that the  $FGR$  descriptor, or variants thereof, is likely to be well suited and amenable to ML models of potential energy surfaces of novel compounds, trained across chemical compound space. This latter point has been demonstrated to some extent using preliminary ML models which yield promising predictive power for out-of-sample compounds. The  $FGR$  exclusively represents the external potential of a molecule, not the molecule’s charge. Differences in the latter can easily be added to  $FGR$  distances through the use of more sophisticated metrics, such as normalized Euclidean, or Mahalanobis, distances. A more comprehensive assessment, also including non-equilibrium geometries on the same potential energy surfaces, will be subject of future work.

#### V. ACKNOWLEDGMENTS

The authors thank J. R. Hammond, M. Hereld, and A. Vazquez-Mayagoitia for discussions and suggestions. This research used resources of the Argonne Leadership Computing Facility at Argonne National Laboratory, which is supported by the Office of Science of the U.S. DOE under Contract No. DE-AC02-06CH11357. OAvL acknowledges funding from the Swiss National Science foundation No. PPOOP2\_138932.

---

\* anatole.vonlilienfeld@unibas.ch

<sup>1</sup> P. Kirkpatrick and C. Ellis, *Nature* **432**, 823 (2004).

<sup>2</sup> A. Franceschetti and A. Zunger, *Nature* **402**, 60 (1999).

<sup>3</sup> S. Curtarolo, D. Morgan, K. Persson, J. Rodgers, and G. Ceder, *Phys. Rev. Lett.* **91**, 135503 (2003).

<sup>4</sup> L. P. Hammett, *Chem. Rev.* **17**, 125 (1935).

<sup>5</sup> L. P. Hammett, *J. Am. Chem. Soc.* **59**, 96 (1937).

<sup>6</sup> S. Roy, S. Goedecker, and V. Hellmann, *Phys. Rev. B* **77**, 056707 (2008).

<sup>7</sup> J. K. Nørskov, T. Bligaard, J. Rossmeisl, and C. H. Christensen, *Nature Chemistry* **1**, 37 (2009).

<sup>8</sup> S. Curtarolo, G. L. W. Hart, M. B. Nardelli, N. Mingo, S. Sanvito, and O. Levy, *Nature Mater* **12**, 191 (2013).

<sup>9</sup> R. Iftimie, P. Minary, and M. E. Tuckerman, *Proc. Natl. Acad. Sci. USA* **102**, 6654 (2005).

<sup>10</sup> G. Hautier, C. C. Fischer, A. Jain, T. Mueller, and G. Ceder, *Chem. Mater.* **22**, 3762 (2010).

- <sup>11</sup> G. R. Hutchison, M. A. Ratner, and T. J. Marks, *J. Am. Chem. Soc.* **127**, 2339 (2005).
- <sup>12</sup> M. Misra, D. Andrienko, B. Baumeier, J.-L. Faulon, and O. A. von Lilienfeld, *J. Chem. Theory Comput.* **7**, 2549 (2011).
- <sup>13</sup> B. G. Sumpter and D. W. Noid, *Chemical Physics Letters* **192**, 455 (1992).
- <sup>14</sup> S. Lorenz, A. Gross, and M. Scheffler, *Chem. Phys. Lett.* **395**, 210 (2004).
- <sup>15</sup> S. Manzhos and T. Carrington, Jr., *J. Chem. Phys.* **125**, 084109 (2006).
- <sup>16</sup> J. Behler and M. Parrinello, *Phys. Rev. Lett.* **98**, 146401 (2007).
- <sup>17</sup> A. P. Bartók, M. C. Payne, R. Kondor, and G. Csányi, *Phys. Rev. Lett.* **104**, 136403 (2010).
- <sup>18</sup> J. C. Snyder, M. Rupp, K. Hansen, K.-R. Müller, and K. Burke, *Phys. Rev. Lett.* **108**, 253002 (2012).
- <sup>19</sup> M. Rupp, A. Tkatchenko, K.-R. Müller, and O. A. von Lilienfeld, *Phys. Rev. Lett.* **108**, 058301 (2012).
- <sup>20</sup> J.-L. Faulon, D. P. Visco, Jr., and R. S. Pophale, *J. Chem. Inf. Comp. Sci.* **43**, 707 (2003).
- <sup>21</sup> J. Visco, R. S. Pophale, M. D. Rintoul, and J. L. Faulon, *J. Mol. Graph. Model.* **20**, 429 (2002).
- <sup>22</sup> S. Martin, D. Roe, and J.-L. Faulon, *BIOINFORMATICS* **21**, 218 (2005).
- <sup>23</sup> R. A. DiStasio, O. A. von Lilienfeld, and A. Tkatchenko, *Proc. Natl. Acad. Sci. USA* **109**, 14791 (2012).
- <sup>24</sup> G. Brunklaus, A. Koch, D. Sebastiani, and H. Spiess, *Phys. Chem. Chem. Phys.* **9**, 4545 (2007).
- <sup>25</sup> J. Braun, A. Kerber, M. Meringer, and C. Rücker, *MATCH* **54**, 163 (2005).
- <sup>26</sup> G. Schneider, *Nature Reviews* **9**, 273 (2010).
- <sup>27</sup> K. Burke, (2011), "Any *ab initio* method must either be void of empirical parameters, or at least have parameters that do not depend on the system being studied." Oral communication, IPAM, UCLA.
- <sup>28</sup> T. Helgaker, P. Jørgensen, and J. Olsen, *Molecular Electronic-Structure Theory* (John Wiley & Sons, LTD, 2000).
- <sup>29</sup> Y. Zhao and D. G. Truhlar, *Acc. Chem. Res.* **41**, 157 (2008).
- <sup>30</sup> J. Ma, A. Michaelides, and D. Alfé, *J. Chem. Phys.* **134**, 134701 (2011).
- <sup>31</sup> O. A. von Lilienfeld and M. E. Tuckerman, *J. Chem. Phys.* **125**, 154104 (2006).
- <sup>32</sup> M. E. Tuckerman, *Statistical mechanics: Theory and molecular simulation* (Oxford University Press, 2010).
- <sup>33</sup> A. Pérez, M. E. Tuckerman, H. P. Hjalmarson, and O. A. von Lilienfeld, *J. Am. Chem. Soc.* **132**, 11510 (2010).
- <sup>34</sup> J. A. GRANT, M. A. GALLARDO, and B. T. PICKUP, *Journal of Computational Chemistry* **17**, 1653 (1996).
- <sup>35</sup> A. P. Bartók, R. Kondor, and G. Csányi, *Phys. Rev. B* **87**, 184115 (2013).
- <sup>36</sup> J. E. Moussa, *Phys. Rev. Lett.* **109**, 059801 (2012).
- <sup>37</sup> M. Rupp, A. Tkatchenko, K.-R. Müller, and O. A. von Lilienfeld, *Phys. Rev. Lett.* **109**, 059802 (2012).
- <sup>38</sup> B. Tehan, E. Lloyd, M. Wong, W. Pitt, J. Montana, D. Manallack, and E. Gancia, **21**, 457 (2002).
- <sup>39</sup> L. Hu, X. Wang, L. Wong, and G. Chen, *J. Chem. Phys.* **119**, 11501 (2003).
- <sup>40</sup> X. Zheng, L. Hu, X. Wang, and G. Chen, *Chem. Phys. Lett.* **390**, 186 (2004).
- <sup>41</sup> P. Hohenberg and W. Kohn, *Phys. Rev.* **136**, B864 (1964).
- <sup>42</sup> O. A. von Lilienfeld, *International Journal of Quantum Chemistry* **113**.
- <sup>43</sup> F. H. Zadeh and P. W. Ayers, *Journal of Mathematical Chemistry* **51**, 927 (2013).
- <sup>44</sup> J. Behler, *Phys. Chem. Chem. Phys.* **13**, 17930 (2011).
- <sup>45</sup> E. Prodan and W. Kohn, *Proceedings of the National Academy of Sciences of the United States* <http://www.pnas.org/content/102/33/11635.full.pdf+html>.
- <sup>46</sup> G. M. Maggiora, *J. Chem. Inf. Model.* **46**, 1535 (2006).
- <sup>47</sup> C. Plegemann, K. Kersting, and W. Burgard, in *Proceedings of the 2008 European Conference on Machine Learning and Principles and Practice of Knowledge Discovery in Databases (ECMLPKDD2008)*, Antwerp, Belgium, September 15–19, Lecture Notes in Artificial Intelligence, Vol. 5212, edited by W. Daelemans, B. Goethals, and K. Morik (Springer, 2008) pp. 204–219.
- <sup>48</sup> R. Carbó, L. Leyda, and M. Arnau, *Int. J. Quantum Chem.* **17**, 1185.
- <sup>49</sup> S. Doraiswamy, J. Bender, G. V. Candler, Y. Pauku, K. Yang, Z. Varga, and D. G. Truhlar, (2013), to be published.
- <sup>50</sup> A. L. Patterson, *Nature* **143**, 939 (1939).
- <sup>51</sup> Q. Wang, O. Ronneberger, and H. Burkhardt, *IEEE TRANSACTIONS ON PATTERN ANALYSIS AND MACHINE INTELLIGENCE* **31**, 1715 (2009).
- <sup>52</sup> M. Boutin and G. Kemper, (2008), <http://arxiv.org/abs/0710.1870>.
- <sup>53</sup> R. Todeschini and V. Consonni, *Handbook of Molecular Descriptors* (Wiley-VCH, Weinheim, 2009).
- <sup>54</sup> M. P. Gonzalez, C. Tern, M. Teixeira, and A. M. Helguera, *European Journal of Medicinal Chemistry* **41**, 56 (2006).
- <sup>55</sup> L. C. Blum and J.-L. Reymond, *J. Am. Chem. Soc.* **131**, 8732 (2009).
- <sup>56</sup> J. P. Perdew, M. Ernzerhof, and K. Burke, *J. Chem. Phys.* **105**, 9982 (1996).
- <sup>57</sup> M. Ernzerhof and G. E. Scuseria, *J. Chem. Phys.* **110**, 5029 (1999).
- <sup>58</sup> T. Fink, H. Bruggesser, and J.-L. Reymond, *Angew. Chem. Int. Ed.* **44**, 1504 (2005).
- <sup>59</sup> T. Fink and J.-L. Reymond, *J. Chem. Inf. Model.* **47**, 342 (2007).
- <sup>60</sup> F. Weigend, C. Schrodt, and R. Ahlrichs, *J. Chem. Phys.* **121**, 10380 (2004).
- <sup>61</sup> V. Marcon, O. A. von Lilienfeld, and D. Andrienko, *J. Chem. Phys.* **127**, 064305 (2007).
- <sup>62</sup> O. A. von Lilienfeld and M. E. Tuckerman, *J. Chem. Theory Comput.* **3**, 1083 (2007).
- <sup>63</sup> O. A. von Lilienfeld, *J. Chem. Phys.* **131**, 164102 (2009).
- <sup>64</sup> O. A. von Lilienfeld, R. Lins, and U. Rothlisberger, *Phys. Rev. Lett.* **95**, 153002 (2005).
- <sup>65</sup> D. Sheppard, G. Henkelman, and O. A. von Lilienfeld, *J. Chem. Phys.* **133**, 084104 (2010).