

An equal-velocity scenario for hiding dark matter at the LHC

Kaoru Hagiwara^{a,b}, Toshifumi Yamada^a

^a *KEK Theory Center,*

1-1 Oho, Tsukuba, Ibaraki 305-0801, Japan

^b *SOKENDAI,*

1-1 Oho, Tsukuba, Ibaraki 305-0801, Japan

Abstract

We consider a light supersymmetric top quark (*stop*) scenario, where a *stop* and a neutralino are the lightest supersymmetric particles and the *stop* mass is close to the sum of the neutralino mass and the top quark mass. In this scenario, the top quark and the neutralino coming from the decay of a *stop* have almost equal velocity vectors, and hence the missing transverse momentum in *stop* pair production events at colliders is suppressed, which makes the *stop* search challenging, as in the degenerate scenario where the *stop* mass and the neutralino mass are nearby. In this paper, we propose a novel analysis technique aiming at discovering the *stop* pair production signal in such an ‘equal-velocity’ scenario. The key is to look for events where the missing transverse momentum vector is proportional to the transverse momentum vector of the top quark pair with specific values for the proportionality coefficient, as this coefficient equals to the ratio of the neutralino mass over the top quark mass in the equal-velocity limit. We examine the possibility that the *stop* signal can be identified at the $\sqrt{s} = 14$ TeV LHC by our analysis method.

Although the gauge hierarchy problem suggests that the standard model (SM) should be extended at $O(100)$ GeV scale, the 8 TeV LHC has reported no signal of new physics so far. One possible explanation to this gap is that new physics signatures are hidden behind SM backgrounds due to the lack or smallness of missing transverse momentum, which is often utilized for tagging new physics events with a dark matter candidate. In this letter, we consider a scenario based on the R-parity conserving minimal supersymmetric standard model (MSSM), where the lightest R-parity odd particle is a dark matter particle, and the next-to-lightest R-parity odd particle has the mass which approximately equals to the sum of the masses of its SM partner and the dark matter particle (the lightest R-parity odd particle). In MSSM, we can consider the following four cases:

$$m_{\tilde{t}_1} \simeq m_t + m_{\tilde{\chi}_1^0}, \quad (1a)$$

$$m_{\tilde{\chi}_2^0} \simeq m_h + m_{\tilde{\chi}_1^0}, \quad (1b)$$

$$m_{\tilde{\chi}_2^0} \simeq m_Z + m_{\tilde{\chi}_1^0}, \quad (1c)$$

$$m_{\tilde{\chi}_2^\pm} \simeq m_W + m_{\tilde{\chi}_1^0}, \quad (1d)$$

where $\tilde{\chi}_1^0$ denotes the lightest neutralino which is a dark matter particle. A common feature of these cases is that the heavy SM particle t , h , Z or W and the dark matter particle $\tilde{\chi}_1^0$ have similar velocity vectors once they are produced from the decay of the next-to-lightest R-odd particle. At colliders, therefore, the missing transverse momentum coming from the dark matter particles is suppressed in events where next-to-lightest R-odd particles are pair-produced and then decay. Nevertheless, such events can be identified through the information that the missing transverse momentum vector due to the dark matter particles and the transverse momentum vector of the heavy SM particles are parallel, and that the ratio of their absolute values equals to the ratio of the dark matter mass and the SM particle mass. This is the key observation of this letter. Although the mass spectra like eqs. (1a-1d) are realized only for very particular combinations of the model parameters, we have an example in the SM where D^* particles can be identified by requiring that a D candidate and a π have the same velocity vector because the mass of D^* is close to the sum of the D mass and the π mass. We hereafter call the scenario the ‘equal-velocity scenario’.

In this letter, particular attention is paid to the mass spectrum of eq. (1a). This spectrum is motivated by the light SUSY top (*stop*) scenario [1], which is inspired by the fact that the top quark and its SUSY partners have the largest couplings with the Higgs boson and hence the SUSY top partners should be light in order to solve the gauge hierarchy problem. Also, since the *stops* are colored particles, it is relatively easy to find the *stop* signal at the LHC, compared to the cases with other mass spectra eqs. (1b-1d). Search strategies and techniques for the light

stop scenario have been discussed in refs. [2]. In this study, we focus on a mass spectrum where the *stop* mass is close to the sum of the top quark mass and the mass of the lightest R-odd particle, and propose a novel search method optimized for such a mass spectrum.

Before describing our new search method, we review the status of light *stop* searches in the LHC 7 TeV and 8 TeV runs, concentrating on the case where a *stop* and a neutralino are the only light SUSY particles and their mass difference is nearly equal to or larger than the top quark mass. Searches for such a mass spectrum have been done by observing events with hadronic [3], semi-leptonic [4] or di-leptonic decays of a top quark pair [5] associated with large missing transverse momentum. With about 20 fb⁻¹ of data at the 8 TeV LHC, the parameter region with 200 GeV < $m_{\tilde{t}_1} < 300$ GeV and $m_{\tilde{\chi}_1^0} \lesssim (m_{\tilde{t}_1} - m_t - 15 \text{ GeV})$ and the region with 300 GeV < $m_{\tilde{t}_1} \lesssim 600$ GeV and $m_{\tilde{\chi}_1^0}$ much smaller than $(m_{\tilde{t}_1} - m_t - 15 \text{ GeV})$ are excluded. Additionally, a search using the spin correlation of a top quark pair has been conducted [6], and the region with $m_t < m_{\tilde{t}_1} \lesssim 195$ GeV and $m_{\tilde{\chi}_1^0} < (m_{\tilde{t}_1} - m_t)$ is excluded.

In the equal-velocity limit where $m_{\tilde{t}_1} = m_t + m_{\tilde{\chi}_1^0}$ holds, the top quark and the neutralino originating from the decay of a *stop* have the same velocity vector. Hence, in a *stop* pair production event at hadron colliders

$$pp \rightarrow \tilde{t}_1 \tilde{t}_1^* \rightarrow t \tilde{\chi}_1^0 \bar{t} \tilde{\chi}_1^0, \quad (2)$$

the top quarks and the neutralinos have the following three-momenta:

$$\vec{p}_t = m_t \gamma_1 \vec{\beta}_1, \quad \vec{p}_{\tilde{t}} = m_{\tilde{t}} \gamma_2 \vec{\beta}_2, \quad \vec{p}_{(\tilde{\chi}_1^0)^a} = m_{\tilde{\chi}_1^0} \gamma_1 \vec{\beta}_1, \quad \vec{p}_{(\tilde{\chi}_1^0)^b} = m_{\tilde{\chi}_1^0} \gamma_2 \vec{\beta}_2, \quad (3)$$

where the indices a and b label the two neutralinos, $\vec{\beta}_1$ and $\vec{\beta}_2$ respectively denote the velocity vectors of \tilde{t}_1 and \tilde{t}_1^* in the laboratory frame, and γ_1 and γ_2 denote their corresponding boost factors. It follows that the missing transverse momentum vector coming from the neutralinos, $\vec{\not{p}}_T$, and the transverse momentum vector of the top quark pair, $\vec{p}_{t\bar{t}T}$, satisfy the following relation in the equal-velocity limit:

$$\vec{\not{p}}_T = (\vec{p}_{(\tilde{\chi}_1^0)^a} + \vec{p}_{(\tilde{\chi}_1^0)^b})_T = \frac{m_{\tilde{\chi}_1^0}}{m_t} (\vec{p}_t + \vec{p}_{\tilde{t}})_T = \frac{m_{\tilde{\chi}_1^0}}{m_t} \vec{p}_{t\bar{t}T}. \quad (4)$$

To utilize the relation eq. (4) to distinguish *stop* events from SM backgrounds in the equal-velocity scenario, we plot each event on the 2-dimensional plane spanned by the azimuthal angle between the missing transverse momentum vector and the reconstructed top-pair transverse momentum vector, $\Delta\phi(\vec{\not{p}}_T, \vec{p}_{t\bar{t}T})$, and the ratio of their absolute values, $\not{p}_T/p_{t\bar{t}T}$. As the mass spectrum approaches to the equal-velocity limit, *stop* pair production events gather around the point of $\Delta\phi(\vec{\not{p}}_T, \vec{p}_{t\bar{t}T}) = 0$ and $\not{p}_T/p_{t\bar{t}T} = m_{\tilde{\chi}_1^0}/m_t$, whereas SM background events that mainly come from top quark pair production events do not show such a tendency.

When the mass spectrum deviates from the equal-velocity limit, with the value of $\Delta m \equiv m_{\tilde{t}_1} - m_t - m_{\tilde{\chi}_1^0}$ being as large as $O(1)$ GeV, the top quark and the neutralino from one *stop* decay have slightly different velocity vectors. Even in the equal-velocity limit, the sizable top quark decay width of about 2 GeV causes separation of the velocity vectors of the reconstructed top quark and the neutralino because the *stop* decay via off-shell top quark does not satisfy the kinematic condition that leads to eq. (4). These departures from the equal-velocity limit can be parametrized by the 3-momentum of the reconstructed top quark in the rest frame of the mother *stop*, which we denote by \vec{P} . The absolute value of \vec{P} , P , is the solution to eq. (5),

$$m_{\tilde{t}_1} = m_t + m_{\tilde{\chi}_1^0} + \Delta m = \sqrt{P^2 + m_{\tilde{\chi}_1^0}^2} + \sqrt{P^2 + m_t^2 - x\Gamma_t m_t} \quad (5)$$

where x measures the off-shellness of the top quark propagator in the *stop* decay and follows the probability density function $f(x)$ and the range of eq. (6),

$$f(x) dx \propto P(x)^2 \frac{dP(x)}{dx} \frac{1}{x^2 + 1} dx, \\ -\frac{2m_t \Delta m + \Delta m^2}{m_t \Gamma_t} < x < \frac{2m_{\tilde{t}_1} m_t + 2m_{\tilde{t}_1} \Delta m - 2m_t \Delta m - \Delta m^2}{m_t \Gamma_t} \quad (6)$$

where $P(x)$ in turn depends on x through eq. (5). For $\Delta m \ll m_t, m_{\tilde{\chi}_1^0}$ and $|x| \lesssim 10$, the solution to eq. (5) is approximately given by

$$P \simeq \sqrt{\frac{m_t}{m_{\tilde{t}_1}} (m_{\tilde{t}_1} - m_t)} \sqrt{2\Delta m - x\Gamma_t}, \quad (7)$$

and the probability density function for P is expressed as

$$\bar{f}(P) dP \propto P^2 \frac{1}{\left(P^2 - 2\Delta m \frac{m_t(m_{\tilde{t}_1} - m_t)}{m_{\tilde{t}_1}}\right)^2 + \left(\Gamma_t \frac{m_t(m_{\tilde{t}_1} - m_t)}{m_{\tilde{t}_1}}\right)^2} dP. \quad (8)$$

For example, for $\Delta m = 2$ GeV, $m_{\tilde{t}_1} = 223$ GeV, $m_t = 173$ GeV, $\Gamma_t = 1.56$ GeV, $\bar{f}(P)$ is maximized at $P \simeq 13$ GeV; for $\Delta m = 0$ GeV, $m_{\tilde{t}_1} = 223$ GeV, $m_t = 173$ GeV, $\Gamma_t = 1.56$ GeV, $\bar{f}(P)$ is maximized at $P \simeq 8$ GeV.

In the frame where the mother *stop* is boosted transversely by the 2-velocity $(\beta, 0)$, the transverse momenta of the reconstructed top quark and the neutralino are given by

$$\vec{p}_{tT} = (\gamma\beta\sqrt{P^2 + m_t^2} + \gamma P \cos \theta, P \sin \theta \cos \phi), \\ \vec{p}_{\tilde{\chi}_1^0 T} = (\gamma\beta\sqrt{P^2 + m_{\tilde{\chi}_1^0}^2} - \gamma P \cos \theta, -P \sin \theta \cos \phi), \quad (9)$$

where $\gamma = 1/\sqrt{1 - \beta^2}$ and $(P \cos \theta, P \sin \theta \cos \phi)$ is the transverse component of the top quark momentum vector in the *stop* rest frame. We find that as the mother *stop* is highly boosted

with $\beta \rightarrow 1$, the momentum vectors \vec{p}_{tT} and $\vec{p}_{\tilde{\chi}_1^0 T}$ become collinear while the ratio of their absolute values, $p_{\tilde{\chi}_1^0 T}/p_{tT}$, only approaches to

$$\frac{\sqrt{P^2 + m_{\tilde{\chi}_1^0}^2} + P \cos \theta}{\sqrt{P^2 + m_t^2} + P \cos \theta}$$

and never converges to $m_{\tilde{\chi}_1^0}/m_t$. As for *stop* pair production events, the departure of $p_{\tilde{\chi}_1^0 T}/p_{tT}$ from $m_{\tilde{\chi}_1^0}/m_t$ gives rise to the deviation of $\Delta\phi(\vec{\not{p}}_T, \vec{p}_{\bar{t}T})$ from zero. However, we can alleviate such a deviation by selecting events with small azimuthal angle between the two top quarks. On the other hand, the deviation of $\not{p}_T/p_{\bar{t}T}$ from $m_{\tilde{\chi}_1^0}/m_t$ cannot be lessened by any event selection criteria. To summarize, we have *stop* events gathered near the line of $\Delta\phi(\vec{\not{p}}_T, \vec{p}_{\bar{t}T}) = 0$ even with the sizable top quark decay width and even when the mass spectrum is slightly different from the one in the equal-velocity limit, if we select those events where the two reconstructed top quarks have large transverse momenta and small azimuthal angle separation. Still, the *stop* events are scattered along the axis of $\not{p}_T/p_{\bar{t}T}$ and only possess a broad peak around the point of $\not{p}_T/p_{\bar{t}T} = m_{\tilde{\chi}_1^0}/m_t$.

First we simulate *stop* pair production events assuming an ideal detector with which top quark momenta are reconstructed perfectly and missing transverse momentum solely comes from neutralinos when the top quarks decay hadronically, and study the distribution of the simulated events on the plane of

$$(\Delta\phi(\vec{\not{p}}_T, \vec{p}_{\bar{t}T}), \not{p}_T/p_{\bar{t}T}) .$$

We thereby examine to what extent *stop* pair production events are concentrated around the point of

$$(\Delta\phi(\vec{\not{p}}_T, \vec{p}_{\bar{t}T}), \not{p}_T/p_{\bar{t}T}) = (0, m_{\tilde{\chi}_1^0}/m_t) .$$

By using MadGraph5 and MadEvent [7] with the parton distribution function set NN23LO1 [8], we calculate the matrix elements for the process eq. (10) with $\sqrt{s} = 14$ TeV,

$$pp \rightarrow \tilde{t}_1 \bar{\tilde{t}}_1 + 1 \text{ jet}, \quad \tilde{t}_1 \rightarrow b j j \tilde{\chi}_1^0, \quad \bar{\tilde{t}}_1 \rightarrow \bar{b} j j \tilde{\chi}_1^0 \quad (10)$$

where b denotes a bottom quark jet and j denotes a light flavor jet, and thus generate parton-level events. We here focus on events with the hadronic decay of the top quark pair, to realize full reconstruction of the top quark momenta and avoid contamination of missing transverse momentum from neutrinos due to top quark decays. We require one additional jet along with the *stop* pair in the event generation because in the equal-velocity limit, missing transverse

momentum from the neutralinos arises only when the *stop* pair is boosted. We test the following four benchmark mass spectra:

$$(m_{\tilde{t}_1}, m_{\tilde{\chi}_1^0}, \Delta m = m_{\tilde{t}_1} - m_t - m_{\tilde{\chi}_1^0}) = (223\text{GeV}, 50\text{GeV}, 0\text{GeV}) \quad (11a)$$

$$= (223\text{GeV}, 48\text{GeV}, 2\text{GeV}) \quad (11b)$$

$$= (323\text{GeV}, 150\text{GeV}, 0\text{GeV}) \quad (11c)$$

$$= (323\text{GeV}, 148\text{GeV}, 2\text{GeV}) \quad (11d)$$

with the top quark mass and width set at $m_t = 173$ GeV and $\Gamma_t = 1.56$ GeV. For simplicity, it is assumed that the lighter *stop* \tilde{t}_1 is purely composed of $SU(2)_L$ singlet *stop* and the lightest neutralino $\tilde{\chi}_1^0$ is composed of Bino, and that the other SUSY particles are decoupled from the mass spectrum. Hence the *stop* decays into the neutralino and the top quark with 100% branching ratio. The *stop* decay width is calculated and found to be $\Gamma_{\tilde{t}_1} = 0.00753$ GeV, 0.0183 GeV, 0.0145 GeV and 0.0371 GeV for the mass spectra eqs. (11a), (11b), (11c) and (11d), respectively. For events generated, we require that

- the transverse momentum of each of the reconstructed top quarks should satisfy $p_T > 200$ GeV. (12a)
- the azimuthal angle between the reconstructed top quarks should satisfy $\Delta\phi < \pi/2$. (12b)

They reflect our observations mentioned in the previous paragraph.

In Figure 1, we plot events of the process eq. (10) on the 2-dimensional plane spanned by the azimuthal angle between the missing transverse momentum vector $\vec{\cancel{p}}_T$ and the top-quark-pair transverse momentum vector $\vec{p}_{\tilde{t}\tilde{t}^*}$, and the ratio of their absolute values. Here the top-quark-pair transverse momentum vector is reconstructed from the six jets coming from the hadronic decay of the top quark pair. The four subfigures, (1a) to (1d), show results for the four mass spectra, eqs. (11a) to (11d), respectively. The leading order perturbative QCD calculation predicts the cross section for the process eq. (10) after the selection cuts eqs. (12a) and (12b) to be 30.9 fb for $(m_{\tilde{t}_1}, m_{\tilde{\chi}_1^0}) = (223 \text{ GeV}, 50 \text{ GeV})$, 33.6 fb for $(m_{\tilde{t}_1}, m_{\tilde{\chi}_1^0}) = (223 \text{ GeV}, 48 \text{ GeV})$, 2.71 fb for $(m_{\tilde{t}_1}, m_{\tilde{\chi}_1^0}) = (323 \text{ GeV}, 150 \text{ GeV})$, 3.19 fb for $(m_{\tilde{t}_1}, m_{\tilde{\chi}_1^0}) = (323 \text{ GeV}, 148 \text{ GeV})$, at $\sqrt{s} = 14$ TeV. Note that the cross sections do depend on $m_{\tilde{\chi}_1^0}$ because the selection cut eq. (12b) is sensitive to the proportion of the on-shell top quark contribution to the *stop* decay. Each dot corresponds to 1 event for 10 fb⁻¹ of data in subfigures (1a) and (1b), and to 1 event for 100 fb⁻¹ of data in subfigures (1c) and (1d). From Figure 1, we have confirmed that the *stop* pair production events gather around the point of $(\Delta\phi(\vec{\cancel{p}}_T, \vec{p}_{\tilde{t}\tilde{t}^*}), \cancel{p}_T/p_{\tilde{t}\tilde{t}^*}) = (0, m_{\tilde{\chi}_1^0}/m_t)$. Most

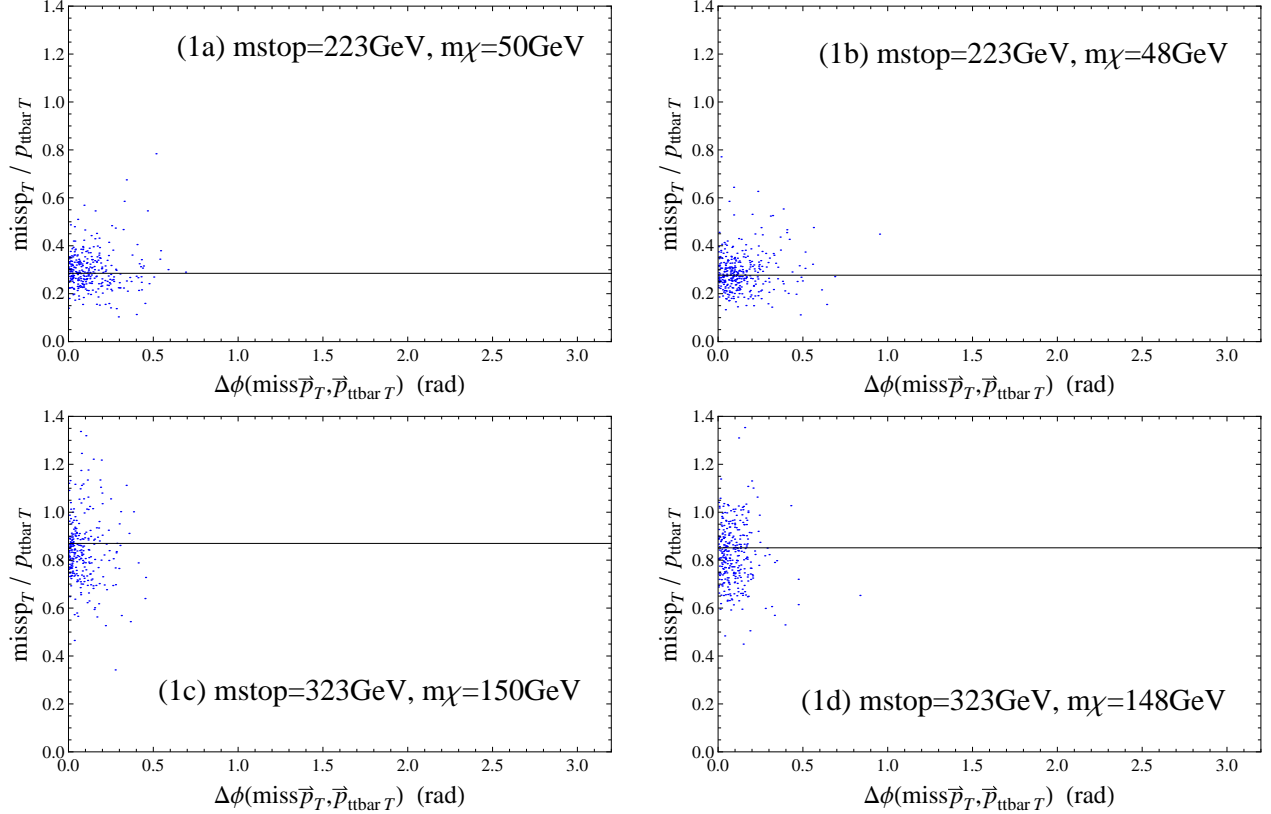


Figure 1: The scatter plots of events of the process eq. (10) after the selection cuts eqs. (12a) and (12b) in $\sqrt{s} = 14$ TeV pp collisions, on the plane spanned by the azimuthal angle between the missing transverse momentum vector $\vec{\cancel{p}}_T$ and the top-pair transverse momentum vector $\vec{p}_{t\bar{t}T}$, $\Delta\phi(\vec{\cancel{p}}_T, \vec{p}_{t\bar{t}T})$, and the ratio of their absolute values, $\cancel{p}_T/p_{t\bar{t}T}$. It is assumed that the top-quark-pair momentum is perfectly reconstructed and that missing transverse momentum solely comes from neutralinos. The four subfigures are for $(m_{\tilde{t}_1}, m_{\tilde{\chi}_1^0}) = (223 \text{ GeV}, 50 \text{ GeV})$ (1a), $(223 \text{ GeV}, 48 \text{ GeV})$ (1b), $(323 \text{ GeV}, 150 \text{ GeV})$ (1c) and $(323 \text{ GeV}, 148 \text{ GeV})$ (1d), respectively. The thick horizontal line inside each figure corresponds to the line of $\cancel{p}_T/p_{t\bar{t}T} = m_{\tilde{\chi}_1^0}/m_t$.

of the *stop* events are distributed in the region with $\Delta\phi(\vec{\not{p}}_T, \vec{p}_{\bar{t}T}) < \pi/10$, which suggests that $\Delta\phi(\vec{\not{p}}_T, \vec{p}_{\bar{t}T})$ can be an efficient discriminating variable for selecting *stop* events in the presence of SM backgrounds. On the other hand, the event distribution along the axis of $\not{p}_T/p_{\bar{t}T}$ can be useful for estimating the mass of the *stop* and neutralino.

In subfigures (1a) and (1c), the events are scattered due to the finite width of the top quark, whereas in subfigures (1b) and (1d), they are scattered due to the combination of the finite top quark width and the deviation of the mass spectrum from the equal-velocity limit by $\Delta m = 2$ GeV. As a reference, we have also checked the event distributions for the mass spectra eqs. (1b) and (1c) with the top quark width set to zero, namely, with the assumption that only on-shell top quark contributes to the *stop* decay. Such distributions are unphysical, but useful for studying how a finite value of $\Delta m \equiv m_{\tilde{t}_1} - m_t - m_{\tilde{\chi}_1^0}$ alone causes the scattering of events. It turns out that the distributions of *stop* events on the plane of $(\Delta\phi(\vec{\not{p}}_T, \vec{p}_{\bar{t}T}), \not{p}_T/p_{\bar{t}T})$ are similar for the cases with $(\Delta m, \Gamma_t) = (0, 1.56)$ GeV, $(\Delta m, \Gamma_t) = (2, 1.56)$ GeV and $(\Delta m, \Gamma_t) = (2, 0)$ GeV. Based on this observation, in the detector-level analysis later on, we neglect off-shell top quark contribution and consider mass spectra with $(\Delta m, \Gamma_t) = (2, 0)$ GeV.

Next we perform a detector-level analysis, taking into account parton showering, hadronization and detector responses. We again focus on *stop* events with the hadronic decay of the top quark pair, where the momenta of the top quarks can be reconstructed from six jets. In addition, we consider the dominant background that originates from SM top quark pair production events. We examine how effective the plot on the plane of $(\Delta\phi(\vec{\not{p}}_T, \vec{p}_{\bar{t}T}), \not{p}_T/p_{\bar{t}T})$ is for distinguishing *stop* events from SM backgrounds in the equal-velocity scenario. The benchmark mass spectra are eqs. (11b) and (11d), and we take into account only on-shell top quark contribution to the *stop* decay, which has been justified in the previous paragraph. It is again assumed that the lighter *stop* \tilde{t}_1 is purely composed of $SU(2)_L$ singlet *stop*, the lightest neutralino $\tilde{\chi}_1^0$ is composed of Bino and the other SUSY particles are decoupled.

Before event simulation, we evaluate the cross sections for the *stop* pair production and the SM top quark pair production to assess the viability of the analysis. In Figure 2, the cross sections for the *stop* pair production, $\sigma(\tilde{t}_1\bar{\tilde{t}}_1)$, the *stop* pair production associated with one parton whose transverse momentum p_{jT} is larger than 300 GeV, $\sigma(\tilde{t}_1\bar{\tilde{t}}_1j; p_{jT} > 300\text{GeV})$, and the *stop* pair production associated with one parton with $p_{jT} > 500$ GeV, $\sigma(\tilde{t}_1\bar{\tilde{t}}_1j; p_{jT} > 500\text{GeV})$, in $\sqrt{s} = 14$ TeV *pp* collisions are plotted. These cross sections are calculated at the leading order in perturbative QCD. Also shown in Figure 2 are the cross sections for the SM top quark pair production, $\sigma(t\bar{t})_{LO}$, $\sigma(t\bar{t})_{NLO}$, and the SM top quark pair production associated with one parton with $p_{jT} > 300$ GeV, $\sigma(t\bar{t}; p_{jT} > 300\text{GeV})_{LO}$, $\sigma(t\bar{t}; p_{jT} > 300\text{GeV})_{NLO}$, which are

calculated at the leading order for $\sigma(t\bar{t})_{LO}$, $\sigma(t\bar{t}; p_{jT} > 300\text{GeV})_{LO}$ and at the next-to-leading order for $\sigma(t\bar{t})_{NLO}$, $\sigma(t\bar{t}; p_{jT} > 300\text{GeV})_{NLO}$ in perturbative QCD. Here the next-to-leading order calculation is done with MadGraph5_aMC@NLO [7]. The K-factor for the SM top quark pair production cross section is evaluated to be 1.34, and that for the production cross section of a SM top quark pair + one parton with $p_{jT} > 300$ GeV is evaluated to be 1.09. The process of *stop* pair production associated with one parton with $p_{jT} > 300$ GeV resembles the situation where a pair of *stops* with the mass of 223 GeV are produced with a transverse boost balanced by a hard jet, and each of the top quarks coming from their decays has a transverse momentum above 200 GeV and their azimuthal angle is below $\pi/2$, which is the situation where the selection cuts eqs. (16g) and (16h) below are imposed. Likewise, the process of *stop* pair production associated with one parton with $p_{jT} > 500$ GeV resembles the situation where a pair of *stops* with the mass of 323 GeV are produced with the same selection cuts. The process of top quark pair production associated with one parton with $p_{jT} > 300$ GeV resembles the situation where a top quark pair is produced with a transverse boost balanced by a hard jet, with the transverse momentum of each top quark above 200 GeV and with their azimuthal angle below $\pi/2$.

Let us proceed to event simulation with full detector-level analysis. By MadGraph5 and MadEvent with the parton distribution function set NN23LO1, we generate signal events from the following processes

$$\begin{aligned}
pp &\rightarrow \tilde{t}_1 \bar{\tilde{t}}_1 + 1 \text{ jet}, \quad \tilde{t}_1 \rightarrow t \tilde{\chi}_1^0, \quad \bar{\tilde{t}}_1 \rightarrow \bar{t} \tilde{\chi}_1^0; \\
pp &\rightarrow \tilde{t}_1 \bar{\tilde{t}}_1 + 2 \text{ jets}, \quad \tilde{t}_1 \rightarrow t \tilde{\chi}_1^0, \quad \bar{\tilde{t}}_1 \rightarrow \bar{t} \tilde{\chi}_1^0,
\end{aligned}
\tag{13}$$

with the precuts that

- each top quark should have a transverse momentum above 150 GeV. (14a)

- the azimuthal angle between the two top quarks should be smaller than $2\pi/3$. (14b)

- the k_T distance of the jets produced in association with the *stop* pair should be above 100 GeV. (14c)

Parton showering and hadronization are simulated by PYTHIA8 [9], and the 1-jet and 2-jet events are matched by MLM matching scheme [11] with the matching scale of 100 GeV. The top quark decay is simulated by PYTHIA8, with the off-shell top quark contribution to the *stop* decay neglected. Detector simulation and jet clustering are performed by PGS4 [10], where we use anti- k_T algorithm [12] with the distance parameter of $\Delta R = 0.4$. We also generate

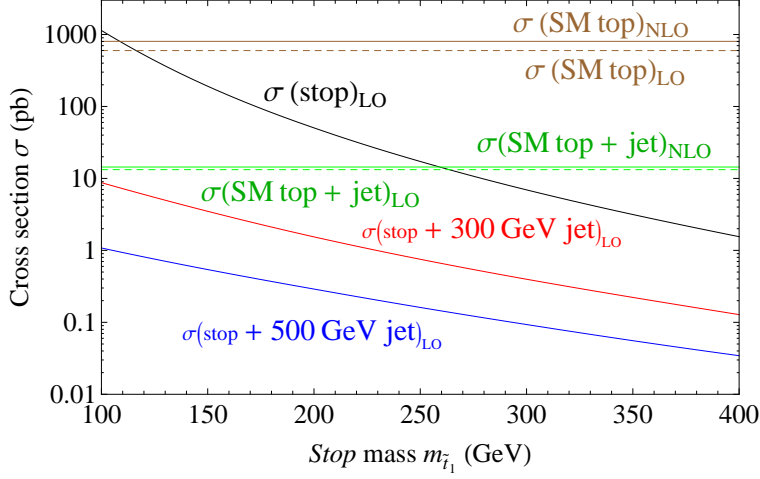


Figure 2: The production cross section of a pair of *stops* of mass $m_{\tilde{t}_1}$ (black upper solid line), that of a pair of *stops* associated with one parton whose transverse momentum is above 300 GeV (red middle solid line), and that of a pair of *stops* associated with one parton whose transverse momentum is above 500 GeV (blue lower solid line), in $\sqrt{s} = 14$ TeV pp collisions, calculated at the leading order in perturbative QCD. Also shown are the production cross section of a SM top quark pair, and that of a SM top quark pair associated with one parton whose transverse momentum is above 300 GeV. For the top quark pair production, the cross sections are calculated both at the leading order and at the next-to-leading order in perturbative QCD. The brown upper and green lower dashed lines correspond to the top quark pair production cross sections calculated at the leading order and the next-to-leading order, respectively. The brown upper and green lower solid lines correspond to the production cross sections for a top quark pair plus one jet with $p_T > 300$ GeV, calculated at the leading order and the next-to-leading order, respectively.

background events from the following processes by MadGraph5 and MadEvent with the same precuts,

$$\begin{aligned}
pp &\rightarrow t\bar{t} + 1 \text{ jet}; \\
pp &\rightarrow t\bar{t} + 2 \text{ jets.}
\end{aligned}
\tag{15}$$

Parton showering, hadronization, the top quark decay, event matching, detector responses and jet clustering are simulated in the same way as the signal events. The next-to-leading order QCD corrections are taken into account only for the background process, by multiplying the number of background events by the K-factor evaluated in Figure 2 for the production of a SM top pair + one parton with $p_T > 300$ GeV, which has been found to be 1.09.

We impose the following selection cuts on the signal and background events generated:

- Require six jets whose pseudo-rapidities satisfy $|\eta_j| < 2.8$ and whose transverse momenta satisfy $p_{jT} > 30$ GeV. (16a)

- Exactly two jets should be b-tagged. (16b)

- Require missing transverse momentum $\cancel{p}_T > 30$ GeV. (16c)

- Azimuthal angle between the missing transverse momentum vector and the transverse momentum vector of each of the three leading jets should be larger than 0.1π ,

$$\Delta\phi(\vec{\cancel{p}}_T, \vec{p}_{j_{1,2,3}T}) > 0.1\pi. \tag{16d}$$

- The event is vetoed if it contains an electron with $|\eta| < 2.47$ and $p_T > 10$ GeV, or a muon with $|\eta| < 2.4$ and $p_T > 10$ GeV. (16e)

- Hadronic decays of two top quarks should be reconstructed successfully by the method below. (16f)

- The reconstructed top quarks, t_1, t_2 , should satisfy

$$p_{t_1 T} > 200 \text{ GeV}, p_{t_2 T} > 200 \text{ GeV}. \tag{16g}$$

- The azimuthal angle between the reconstructed top quarks should satisfy

$$\Delta\phi(\vec{p}_{t_1 T}, \vec{p}_{t_2 T}) < 0.5\pi. \tag{16h}$$

In eq. (16f), we use the following method to reconstruct the two top quarks that decay hadronically. First we select a pair of non-b-tagged jets, j_1, j_2 , whose invariant mass is most close to

the W boson mass. If the invariant mass is separated from the W boson mass by more than 20 GeV, the method fails and the event is vetoed:

Look for j_1, j_2 that give the minimum of $|m(j_1, j_2) - M_W|$.

The event is vetoed if $\min\{|m(j_1, j_2) - M_W|\} > 20 \text{ GeV}$.

Next we select one b-tagged jet, b_1 , for which the three-jet invariant mass for this jet and the two non-b-tagged jets selected above, \bar{j}_1, \bar{j}_2 , is most close to the top quark mass. If the invariant mass is separated from the top quark mass by more than 50 GeV, the method fails and the event is vetoed:

Look for b_1 that gives the minimum of $|m(\bar{j}_1, \bar{j}_2, b_1) - m_t|$.

The event is vetoed if $\min\{|m(\bar{j}_1, \bar{j}_2, b_1) - m_t|\} > 50 \text{ GeV}$.

The two non-b-tagged jets j_1, j_2 and one b-tagged jet b_1 are considered to constitute one hadronically decaying top quark. We repeat the same procedures on the remaining jets to reconstruct the other top quark. This method can be regarded as a simplified version of the one used in ref. [13], where a likelihood function is utilized to select two sets of two non-b-tagged jets and one b-tagged jet that constitute a hadronically decaying top quark. Note that in our method, we do not rely on information about the angular distance between a pair of jets or combined jets. This is because the decay products of the two top quarks are likely to overlap in the $\phi - \eta$ space, as eq. (16h) demands that the two top quarks have small azimuthal angular distance.

Our simulation of b-tagging in eq. (16b) is based on "loose-b-tag" implemented in PGS4 [10], which gives a conservative estimate on the power of b-tagging compared to the performance achieved by the ATLAS and CMS collaborations. Here the efficiency and mis-tagging rate are simulated to depend on the energy and pseudo-rapidity of the jet. The efficiency of b-tagging is simulated as above 40% and below 60% for b-jets with $p_T > 20 \text{ GeV}$ and $|\eta_j| < 1.0$. The rate for mis-tagging a light flavor jet coming from up, down or strange quark or gluon is simulated to be suppressed below 4%, and that for mis-tagging a charm jet is set to be 26% of the b-tagging efficiency.

We have further comments on the selection cuts. The mild requirement on \cancel{p}_T in eq. (16c) is because missing transverse momentum is suppressed in the equal-velocity scenario compared to the case with general mass spectra. The cut eq. (16d) is to reduce fake missing transverse momentum due to jet energy mismeasurement. The cut eq. (16e) is to reduce SM top quark pair background events where missing transverse momentum originates from their semi-leptonic decays. The cuts eqs. (16g) and (16h) are special cuts that ameliorate the concentration of *stop* signal events on the plane of $(\Delta\phi(\vec{\cancel{p}}_T, \vec{p}_{t\bar{t}T}), \cancel{p}_T/p_{t\bar{t}T})$.

	$(m_{\tilde{t}_1}, m_{\tilde{\chi}_1^0}) = (223, 48)$ GeV	$(m_{\tilde{t}_1}, m_{\tilde{\chi}_1^0}) = (323, 148)$ GeV	SM top quark
Before the cuts	3.8×10^4 fb	6.6×10^3 fb	7.5×10^5 fb
After eqs. (16a,b,e,f)	4.2×10^2 fb	1.0×10^2 fb	9.1×10^3 fb
After eqs. (16c,d)	1.9×10^2 fb	63 fb	1.3×10^3 fb
After eqs. (16g,h)	0.60 fb	0.077 fb	5.95 fb

Table 1: The cross sections of *stop* pair production events with $(m_{\tilde{t}_1}, m_{\tilde{\chi}_1^0}) = (223, 48)$ GeV and $(323, 148)$ GeV and top quark pair production events at four stages of event selection that are, before the cuts, after the reconstruction of a hadronically-decaying top quark pair eqs. (16a, 16b, 16e, 16f), after the cuts on missing transverse momentum eqs. (16c, 16d), and after the cuts on the momenta of reconstructed top quarks eqs. (16g, 16h).

We find that the cross section of the *stop* pair production process after the selection cuts eqs. (16a)-(16h) is 0.60 fb and 0.077 fb for the mass spectra $(m_{\tilde{t}_1}, m_{\tilde{\chi}_1^0}) = (223, 48)$ GeV and $(323, 148)$ GeV, respectively, and the cross section of the SM top quark pair production process after the same cuts is 5.95 fb. Here, the K-factor of 1.09 derived in Figure 2 has already been multiplied to the top quark pair production cross section. Table 1 shows the cross sections of *stop* pair production events with $(m_{\tilde{t}_1}, m_{\tilde{\chi}_1^0}) = (223, 48)$ GeV and $(323, 148)$ GeV and top quark pair production events, at each stage of event selection. Note that in Table 1, the cross sections before the selection cuts eqs. (16g, 16h) are evaluated by generating *stop* pair or top quark pair production events with 0 jet and 1 jet with the pre-cut of eq. (14c) only, passing them to parton showering and matching, and doing the rest of the simulations. Also, the K-factor of 1.34, instead of 1.09, derived in Figure 2 has been multiplied to the top quark pair production cross sections before the cuts eqs. (16g, 16h).

We plot in Figure 3 *stop* signal events and SM top quark background events on the plane spanned by the azimuthal angle between missing transverse momentum vector $\vec{\cancel{p}}_T$ and the reconstructed top quark pair transverse momentum vector $\vec{p}_{\tilde{t}\tilde{t}T}$, $\Delta\phi(\vec{p}_{\tilde{t}\tilde{t}T}, \vec{\cancel{p}}_T)$, and the ratio of their absolute values, $\cancel{p}_T/p_{\tilde{t}\tilde{t}T}$. From Figure 3, we find that *stop* pair production events in the equal-velocity scenario are concentrated around the point of $(\Delta\phi(\vec{\cancel{p}}_T, \vec{p}_{\tilde{t}\tilde{t}T}), \cancel{p}_T/p_{\tilde{t}\tilde{t}T}) = (0, m_{\tilde{\chi}_1^0}/m_t)$ even at the detector level. We thus confirm that the kinematic relations of the top quark pair momentum and the missing transverse momentum which we observe at the parton-level in Figure 1 are preserved through parton showering, hadronization, detector simulations, jet clustering and the reconstruction of hadronically-decaying top quarks. On the other hand, SM top pair production background events are distributed broadly along the axis of $\Delta\phi(\vec{\cancel{p}}_T, \vec{p}_{\tilde{t}\tilde{t}T})$ and concentrated in the region with small $\cancel{p}_T/p_{\tilde{t}\tilde{t}T}$. Such a distribution is explained in the following manner. There are two principal sources of missing transverse momentum in the background events, which are the semi-leptonic decay of top quark pair where the charged lepton is a

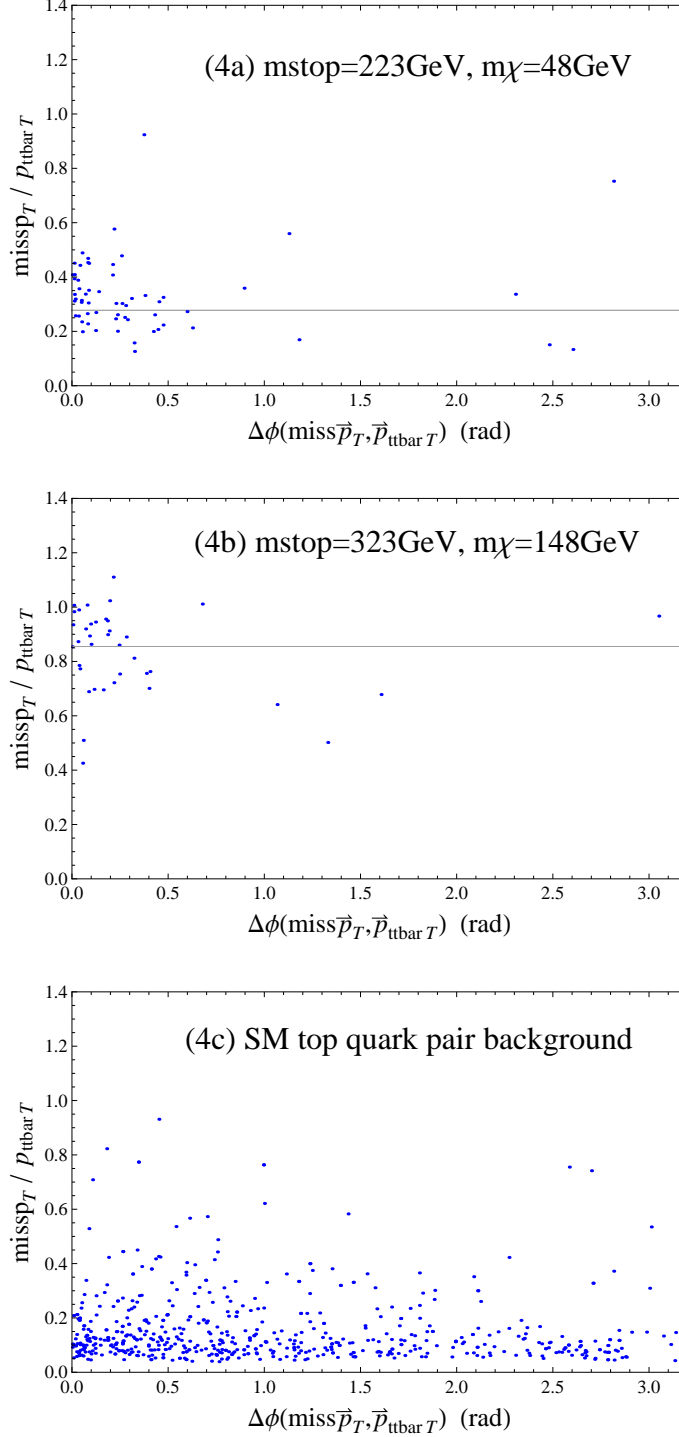


Figure 3: The scatter plots of *stop* pair production events and SM top quark pair production events at the $\sqrt{s} = 14$ TeV LHC that pass the selection cuts eqs. (16a-16h), on the plane spanned by the azimuthal angle between the missing transverse momentum vector \vec{p}_T and the top-pair transverse momentum vector $\vec{p}_{t\bar{t}T}$, $\Delta\phi(\vec{p}_T, \vec{p}_{t\bar{t}T})$, and the ratio of their absolute values, $p_T/p_{t\bar{t}T}$. Subfigure (4a) displays *stop* pair production events with the mass spectrum of $(m_{\tilde{t}_1}, m_{\tilde{\chi}_1^0}) = (223 \text{ GeV}, 48 \text{ GeV})$, Subfigure (4b) shows those with $(323 \text{ GeV}, 148 \text{ GeV})$, and Subfigure (4c) shows SM top quark pair production events, which give the dominant contribution to the background. In Subfigures (4a) and (4c), one dot corresponds to 1 event with 100 fb^{-1} of data, while in Subfigure (4b), one dot corresponds to 1 event with 500 fb^{-1} of data. The thick horizontal lines inside Subfigures (4a) and (4b) correspond to the lines of

hadronically-decaying tau or evades detection, and the leptonic decay of B meson formed by a b-quark from the top quark decay. The direction of such missing transverse momentum has no strong correlation with that of the momentum of wrongly-reconstructed hadronically-decaying top quark pair, for which an initial or final state radiation is misidentified as a top quark decay product. Also, the absolute value of such missing transverse momentum remains small no matter how boosted the wrongly-reconstructed top quark pair is. Comparison of Subfigures (4a) and (4b) with Subfigure (4c) implies that the selection cut on $\Delta\phi(\vec{\cancel{p}}_T, \vec{p}_{\bar{t}\bar{t}T})$ after the selection cuts eqs. (16a-16h) is useful for enhancing the signal-to-background ratio in the search for *stops* in the equal-velocity scenario. Then the distribution of $\cancel{p}_T/p_{\bar{t}\bar{t}T}$ gives a further criterion for distinguishing *stop* events from SM top quark events if the neutralino mass is larger than about 50 GeV. As a bonus, the same distribution makes it possible to estimate the neutralino mass and the *stop* mass with the assumption of the equal-velocity scenario.

We finally demonstrate how the analysis using the scatter plots of Figure 3 has an advantage over the analysis without the plots, by deriving the signal significance, $S/\sqrt{S+B}$, by both analyses. In the latter analysis, we simply count the numbers of simulated signal and background events that pass the cuts eqs. (16a-16h). With 300 fb^{-1} of data, the significance in the cases with $(m_{\tilde{t}_1}, m_{\tilde{\chi}_1^0}) = (223, 48) \text{ GeV}$ and $(323, 148) \text{ GeV}$ is found to be

$$\begin{aligned} S/\sqrt{S+B} &= 4.1 \quad \text{for } (m_{\tilde{t}_1}, m_{\tilde{\chi}_1^0}) = (223, 48) \text{ GeV}, \\ S/\sqrt{S+B} &= 0.54 \quad \text{for } (m_{\tilde{t}_1}, m_{\tilde{\chi}_1^0}) = (323, 148) \text{ GeV, with } 300 \text{ fb}^{-1} \text{ of data.} \end{aligned} \quad (17)$$

On the other hand, in the analysis that makes use of the scatter plots, we impose the selection cuts eq. (18a, 18b) in addition to eqs. (16a-16h):

$$\Delta\phi(\vec{\cancel{p}}_T, \vec{p}_{\bar{t}\bar{t}T}) < 0.5. \quad (18a)$$

$$\cancel{p}_T/p_{\bar{t}\bar{t}T} > 0.2. \quad (18b)$$

These cuts are based on the scatter plots of Figure 3, which indicate that the region defined by eqs. (18a, 18b) is rich with signal events for cases with $m_{\tilde{\chi}_1^0} \gtrsim 50 \text{ GeV}$, and contains considerably less background events than the region outside. After the cuts eqs. (18a, 18b), we find

$$\begin{aligned} S/\sqrt{S+B} &= 8.4 \quad \text{for } (m_{\tilde{t}_1}, m_{\tilde{\chi}_1^0}) = (223, 48) \text{ GeV}, \\ S/\sqrt{S+B} &= 1.6 \quad \text{for } (m_{\tilde{t}_1}, m_{\tilde{\chi}_1^0}) = (323, 148) \text{ GeV, with } 300 \text{ fb}^{-1} \text{ of data.} \end{aligned} \quad (19)$$

We can further improve the significance by taking advantage of the peak distribution of signal events on $(\Delta\phi(\vec{\cancel{p}}_T, \vec{p}_{\bar{t}\bar{t}T}), \cancel{p}_T/p_{\bar{t}\bar{t}T})$ plane, but this is beyond the scope of our theoretical study.

We have studied the equal-velocity scenario, in which a *stop* and a neutralino are the lightest SUSY particles and the *stop* mass is close to the sum of the SM top quark mass and the neutralino mass, which forces the top quark and the neutralino coming from the decay of a *stop* to have similar velocity vectors. In this case, it is difficult to distinguish *stop* pair production events from the SM top quark pair production background because missing transverse momentum due to neutralinos is suppressed. We have proposed a novel analysis technique aiming at discovering the *stop* signal in the equal-velocity scenario, which takes advantage of the information that, in the equal-velocity limit, missing transverse momentum vector due to the neutralinos and the transverse momentum vector of the SM top quark pair have the same direction and the ratio of their absolute values equals to the ratio of the neutralino mass and the top quark mass. We have investigated the distributions of *stop* pair production events and SM top quark pair production events that pass special selection cuts on the reconstructed top quarks, on the plane of $(\Delta\phi(\vec{p}_{\bar{t}T}, \vec{\cancel{p}}_T), \cancel{p}_T/p_{\bar{t}T})$. We have found that even after a full detector simulation, *stop* events gather around the point of $\Delta\phi(\vec{p}_{\bar{t}T}, \vec{\cancel{p}}_T) = 0$ and $\cancel{p}_T/p_{\bar{t}T} = m_{\tilde{\chi}_1^0}/m_t$, while the SM top quark background does not show such a tendency. Hence we expect that the event scatter plot on the plane of $(\Delta\phi(\vec{p}_{\bar{t}T}, \vec{\cancel{p}}_T), \cancel{p}_T/p_{\bar{t}T})$ leads to the discovery of a *stop* signal if the mass spectrum is in accord with the equal-velocity scenario.

References

- [1] R. Kitano and Y. Nomura, Phys. Rev. D **73** (2006) 095004 [hep-ph/0602096]; M. Asano, H. D. Kim, R. Kitano and Y. Shimizu, JHEP **1012** (2010) 019 [arXiv:1010.0692 [hep-ph]]; M. Papucci, J. T. Ruderman and A. Weiler, JHEP **1209** (2012) 035 [arXiv:1110.6926 [hep-ph]].
- [2] N. Desai and B. Mukhopadhyaya, JHEP **1205** (2012) 057 [arXiv:1111.2830 [hep-ph]]; Z. Han, A. Katz, D. Krohn and M. Reece, JHEP **1208** (2012) 083 [arXiv:1205.5808 [hep-ph]]; G. Belanger, R. M. Godbole, L. Hartgring and I. Niessen, JHEP **1305** (2013) 167 [arXiv:1212.3526]; D. S. M. Alves, M. R. Buckley, P. J. Fox, J. D. Lykken and C. -T. Yu, Phys. Rev. D **87** (2013) 3, 035016 [arXiv:1205.5805 [hep-ph]]; X. -Q. Li, Z. -G. Si, K. Wang, L. Wang, L. Zhang and G. Zhu, Phys. Rev. D **89** (2014) 077703 [arXiv:1311.6874 [hep-ph]]; M. R. Buckley, T. Plehn and M. J. Ramsey-Musolf, Phys. Rev. D **90** (2014) 1, 014046 [arXiv:1403.2726 [hep-ph]].
- [3] ATLAS Collaboration, JHEP **1409** (2014) 015 [arXiv:1406.1122 [hep-ex]]; CMS Collaboration, CMS-PAS-SUS-13-015, <http://cds.cern.ch/record/1635353>.

- [4] ATLAS Collaboration, JHEP **1411** (2014) 118 [arXiv:1407.0583 [hep-ex]]; CMS Collaboration, EPJ C **73** (2013) 2677 [arXiv:1308.1586 [hep-ex]].
- [5] ATLAS Collaboration, JHEP **1406** (2014) 124 [arXiv:1403.4853 [hep-ex]].
- [6] ATLAS Collaboration, Phys. Rev. Lett. **114** (2015) 142001 [arXiv:1412.4742 [hep-ex]].
- [7] J. Alwall et al., JHEP **0709** (2007) 028 [arXiv:0706.2334[hep-ph]]; J. Alwall, M. Herquet, F. Maltoni, O. Mattelaer and T. Stelzer, JHEP **1106** (2011) 128 [arXiv:1106.0522[hep-ph]]; J. Alwall *et al.*, arXiv:1405.0301 [hep-ph].
- [8] R. D. Ball, V. Bertone, S. Carrazza, C. S. Deans, L. Del Debbio, S. Forte, A. Guffanti and N. P. Hartland *et al.*, Nucl. Phys. B **867** (2013) 244 [arXiv:1207.1303 [hep-ph]].
- [9] T. Sjostrand, S. Mrenna and P. Z. Skands, JHEP **0605** (2006) 026 [arXiv:hep-ph/0603175].
- [10] J. Conway et al., PGS (Pretty Good Simulation) (2009), <http://physics.ucdavis.edu/~conway/research/software/pgs/pgs4-general.htm>.
- [11] M. L. Mangano, M. Moretti and R. Pittau, Nucl. Phys. B **632** (2002) 343 [arXiv:hep-ph/0108069]; M. L. Mangano, M. Moretti, F. Piccinini and M. Treccani, JHEP **0701** (2007) 013 [arXiv:hep-ph/0611129].
- [12] M. Cacciari, G. P. Salam and G. Soyez, JHEP **0804**, 063 (2008) [arXiv:0802.1189 [hep-ph]].
- [13] ATLAS Collaboration, ATLAS-CONF-2012-031, <http://cds.cern.ch/record/1432196>.