

Upper bound on the number of edges of an almost planar bipartite graph

D. V. Karpov*

E-mail: `dvk0@yandex.ru`

ABSTRACT

Let G be a bipartite graph without loops and multiple edges on $v \geq 4$ vertices, which can be drawn on the plane such that any edge intersects at most one other edge. We prove that such a graph has at most $3v - 8$ edges for even $v \neq 6$ and at most $3v - 9$ edges for odd v and $v = 6$. For all $v \geq 4$ examples showing that these bounds are tight are constructed.

In the end of the paper we discuss a question about drawing of complete bipartite graphs on the plane such that any edge intersects at most one other edge.

1 Introduction

We consider graphs without loops and multiple edges and use standard notations. We denote the vertex set of a graph G by $V(G)$ and its edge set by $E(G)$. We use the notations $v(G)$ and $e(G)$ for the number of vertices and edges of a graph G , respectively.

We denote by $d_G(x)$ the degree of a vertex x in the graph G . The minimal and maximal vertex degree of a graph G are denoted by $\delta(G)$ and $\Delta(G)$, respectively.

In many papers (for example, [1]) bounds on the crossing number of plane drawings of graphs are discussed. We will not review these results here. Our paper is devoted to a similar but less popular question about drawing graphs on the plane such that any edge intersects bounded number of other edges.

Definition 1. 1) Let k be a nonnegative integer. We say that a graph is *k-planar*, if it can be drawn on the plane such that any edge intersects at most k other edges.

*This research was supported by Russian Foundation for Basic Research (RFBR) grant 11-01-00760-a and Grant NSh-3229.2012.1.

For $k = 1$ we call such graph *almost planar*.

2) Let $\text{cr}(G)$ denote the minimal number of pairs of crossing edges in a plane drawing of G .

Clearly, a 0-planar graph is a planar graph. As usual, while speaking about plane drawing of a graph, we assume that vertices of this graph are points and its edges are “good” nonintersecting curves. Any such curve do not contain vertices different from the ends of correspondent edge. No three curves have a common inner point, i.e. each point of intersection belongs to exactly two edges.

A well known classic fact tells us that a planar graph on v vertices contains at most $3v - 6$ edges. This bound is tight for any $v \geq 3$. It is proved in [1], that $e(G) \leq (k + 3)(v(G) - 2)$ for a k -planar graph, where $1 \leq k \leq 4$. It is shown in [1] that for $k = 1$ the bound is attained for all $v \geq 12$. For $k = 2$ the bound is attained for sufficiently large $v \equiv 2 \pmod{3}$. It is also shown in [1], that for any k -planar graph G (where $k > 0$) the inequality $e(G) \leq 4.108\sqrt{k} \cdot v(G)$ holds.

There are other works discussing similar questions, but their authors consider more complicated classes of graphs. For example, *k-quasi-planar graphs* (graphs, which can be drawn on the plane such that the intersection graph of this drawing do not contain a clique of size k , see [2]-[4]). Graphs of this class have much in common with k -planar graphs, but they have more complicated structure. Let us also mention several papers, devoted to questions of drawing graphs with constraint on some plane configurations: [5], [6] and others.

Let us return to rather simple class of graphs — almost planar graphs. For these graphs we have the inequality $e(G) \leq 4v(G) - 8$. A well known classic fact tells us that a bipartite planar graph on v vertices can have not more than $2v - 4$ edges and this bound is tight for any $v \geq 3$. In our paper we study bipartite almost planar graphs. We shall find a precise upper bound for the number of edges of a bipartite almost planar graph for any number of vertices $v \geq 4$.

Theorem 1. *Let $\beta(v)$ denote the maximal number of edges in a bipartite almost planar graph on v vertices for any $v \geq 4$. Then $\beta(v) = 3v - 8$ for even $v \neq 6$ and $\beta(v) = 3v - 9$ for odd v and for $v = 6$.*

2 Drawing of a graph

An almost planar graph can be drawn on the plane in different ways. To avoid confusion we denote a drawing of a graph G in another font: \mathcal{G} . We

demand that a drawing fulfill some requirements. Let us begin with four conditions.

- 1°. *Any edge intersect at most one other edge.*
- 2°. *No edge intersects itself.*
- 3°. *Two intersecting edges do not have a common end.*
- 4°. *Any two intersecting edges intersect each other in exactly one point.*

Lemma 1. *For any almost planar graph G there exists a plane drawing \mathcal{G} , that satisfies conditions 1° – 4°.*

Proof. Consider all drawings of the graph G , satisfying the condition 1° (clearly, such drawings exist). We choose among them a drawing \mathcal{G} with minimal number of points of intersection of edges.

Let us prove, that \mathcal{G} satisfies the condition 2°. Assume the contrary and consider an edge $e = ab$, which intersects itself. Let this edge passes a point Z more than once. Then one can delete the part of drawing of e between the first and the last visit to the point Z (in direction from a to b). As a result we obtain a drawing with less number of intersections. That contradicts our assumption.

Let us prove, that \mathcal{G} satisfies the conditions 3° and 4°. Assume the contrary, let \mathcal{G} does not satisfy any of these conditions. Then there exist two edges u_1u_2 and v_1v_2 , having at least two points of intersection. Clearly, these edges cannot intersect other edges. Let us go along the edge v_1v_2 and fix the first and the last points of intersection of the edges u_1u_2 and v_1v_2 (let them be X and Y , respectively, see figure 1a). If the edges u_1u_2 and v_1v_2 have a common end, then they have only one common end. In this case let Y be the common end of these edges.

Let us mark on the part v_1X of the edge v_1v_2 a point X' very closely to X and replace the $X'Y$ -part of the edge v_1v_2 by a $X'Y$ -path S along the edge u_1u_2 (see dotted line on figure 1a). This path do not intersect any edge (besides the replaced part of the edge v_1v_2 , but that does not matter). Thus we get rid of intersection in the point X and reduce the number of points of intersection of edges by at least 1. That contradicts to the choice of the drawing \mathcal{G} . □

In what follows all drawings of almost planar graphs satisfy the conditions 1° – 4°.

Definition 2. A bipartite almost planar graph G is called *maximal*, if after adding any edge it becomes not bipartite or not almost planar.

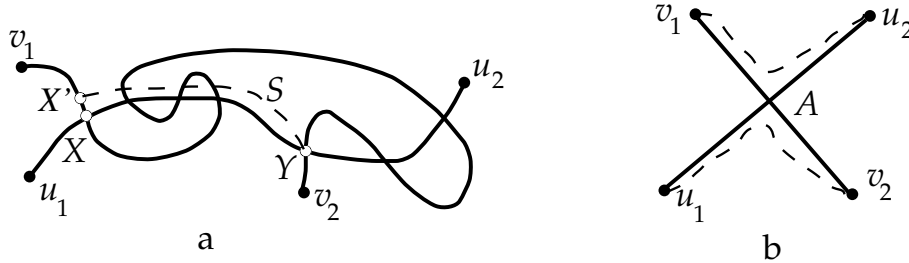


Figure 1: Intersecting edges.

Consider a drawing \mathcal{G} of a bipartite almost planar graph G and its proper vertex coloring with colors 1 and 2. Clearly, all intersecting edges can be divided into pairs of edges that intersect each other and do not intersect other edges.

Consider a pair of intersecting edges u_1u_2 and v_1v_2 , let the vertices u_1 and v_1 have color 1 and the vertices u_2 and v_2 have color 2, let A be the point of intersection of these edges. Without loss of generality we may assume that the edges are drawn such that their parts Au_1, Av_1, Au_2, Av_2 are arranged clockwise (see figure 1b). Let us color these parts with the colors of their ends: Au_1 and Av_1 with color 1, Au_2 and Av_2 with color 2.

Consider the part Au_1 . The part Av_1 of the same color is on the right side of Au_1 , and the part Av_2 of the other color is on the left side. Similarly for Au_2 : a part of the same color is on the right side and a part of the other color is on the left side. For the parts Av_1 and Av_2 one can see the converse: a part of the same color is on the left side and a part of the other color is on the right side. This allows us to distinguish u_1u_2 from v_1v_2 .

Definition 3. We call the edge u_1u_2 *right* and the edge v_1v_2 *left*. We do the same for any pair of intersecting edges.

An edge of a drawing \mathcal{G} is called *simple*, if it does not intersect other edges. Let us denote by $p(\mathcal{G})$ the number of simple edges of a drawing \mathcal{G} and by $t(\mathcal{G})$ the number of pairs of intersecting edges of a drawing \mathcal{G} .

Thus the set of edges of a drawing \mathcal{G} is divided into three subsets: simple, right and left edges. The numbers of left and right edges are equal to $t(\mathcal{G}) = \frac{e(\mathcal{G}) - p(\mathcal{G})}{2}$.

Let us return to the pair of intersecting edges u_1u_2 and v_1v_2 , described above, and formulate one more condition.

5° Let u_1u_2 and v_1v_2 be a pair of intersecting edges, such that vertices u_1 and v_1 have color 1 and vertices u_2 and v_2 have color 2. Then the edges u_1v_2 and u_2v_1 belong to $E(G)$. Moreover, these edges are simple in the drawing \mathcal{G} .

Let us prove, that condition 5° holds for a drawing \mathcal{G} with minimum number of intersections of a maximal graph G . One can draw the edge u_1v_2 almost along the path u_1Av_2 , and the edge u_2v_1 almost along the path u_2Av_1 . (see figure 1b). Since the graph G is maximal, $u_1v_2, u_2v_1 \in E(G)$. If one of these edges is not simple in \mathcal{G} , then we shall draw it as it was written above and decrease the number of intersections. We obtain a contradiction. Thus, the condition 5° holds.

Definition 4. A drawing of a maximal almost planar bipartite graph is called *regular*, if it satisfies conditions 1° – 5°.

In what follows G is a maximal almost planar bipartite graph and \mathcal{G} is its regular drawing.

3 Proof of the bound

We will prove the bound from theorem 1 by induction on the number of vertices. The statement of the theorem for a graph on 4 vertices is trivial. It is the base of induction. In what follows we assume that the graph G contains more than 4 vertices, and the bound is proved for any graph with less number of vertices.

3.1 Left, right and simple edges

We need several lemmas about properties of drawings.

Lemma 2. Let ux_1, vx_2 and uy_1, vy_2 be two pairs of intersecting edges in a drawing \mathcal{G} , such that vx_2 and vy_2 are right edges in their pairs and vertices u and v have different colors. Then $e(G) \leq 3v(G) - 11$.

Proof. Let A be the point of intersection of the edges ux_1 and vx_2 , and B be the point of intersection of the edges uy_1 and vy_2 (see figure 2a). Let us orient parts of our edges as follows: $A \rightarrow v \rightarrow B \rightarrow u \rightarrow A$ and obtain an oriented cycle C , that divide the plane into two parts. Our aim is to prove that one of these parts contains x_1 and x_2 , and the other contains y_1 and y_2 . Clearly, the vertices u, x_2, y_2 have the same color, and the vertices v, x_1, y_1 have the other color. Let us go around the cycle C (in the direction mentioned above). The vertices x_2 and x_1 will be on the right side. (Since vx_2 is a right edge and

the vertices v and x_1 have the same color, the path Ax_1 is on the right side of the path Av .) Similarly, since uy_1 is a left edge, the vertices y_1 and y_2 will be on the left side of the cycle C (see figure 2a).

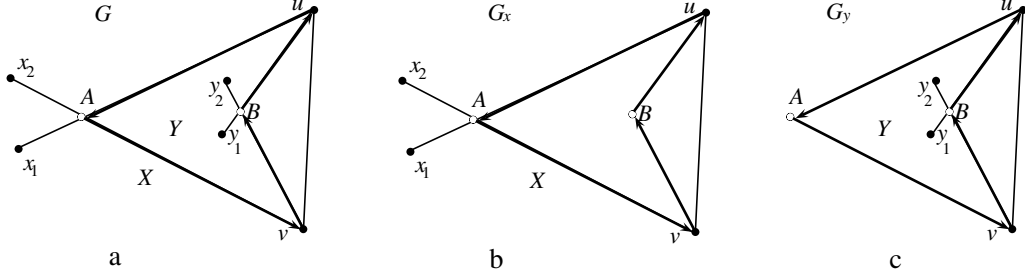


Figure 2: The graphs G , G_x and G_y .

Let us cut the plane by the cycle C into the parts X (that contains x_1, x_2) and Y (that contains y_1, y_2). We set, that the vertices u and v belong to both parts. Let G_x be the induced subgraph of G on the vertex set X (see figure 2b), and G_y be the induced subgraph of G on the vertex set Y (see figure 2c). Note, that no edge of the graph G can intersect the cycle C , hence $E(G) = E(G_x) \cup E(G_y)$. Moreover,

$$V(G_x) \cap V(G_y) = \{u, v\}, \quad E(G_x) \cap E(G_y) = \{uv\}$$

(by condition 5° the vertices u and v are adjacent). Clearly,

$$4 \leq v(G_x) < v(G) \quad \text{and} \quad 4 \leq v(G_y) < v(G).$$

The bound from theorem 1 is proved for less graphs G_x and G_y , hence

$$\begin{aligned} e(G) &= e(G_x) + e(G_y) - 1 \leq (3v(G_x) - 8) + (3v(G_y) - 8) - 1 = \\ &3(v(G_x) + v(G_y) - 2) - 11 = 3v(G) - 11. \end{aligned}$$

□

Remark 1. If the vertices u and v in condition of lemma 2 would be of the same color, one can similarly prove that $e(G) \leq 3v(G) - 10$. The only difference is that in this case the graphs G_x and G_y do not contain the edge uv . However, we do not need this statement.

Lemma 3. *Let $e(G) \geq 3v(G) - 10$ and \mathcal{G} be its regular drawing. Then for any vertex $w \in V(G)$ both numbers of right and left edges, incident to w , do not exceed the number of simple edges, incident to w .*

Proof. Clearly, it is enough to prove the statement for right edges. Let wx_1, \dots, wx_k be all right edges of \mathcal{G} , incident to w . Let the edge wx_i intersect in the drawing \mathcal{G} a left edge y_iz_i , such that the vertices y_i and x_i are of the same color. By condition 4° then wy_i is a simple edge of \mathcal{G} . If for some i and j the vertices y_i and y_j coincide, then by lemma 2 we have $e(G) \leq 3v(G) - 11$. That contradicts the condition of lemma. Hence wy_1, \dots, wy_k are different simple edges and their number is at least the number of right edges, incident to w . \square

Consider a plane graph G' , obtained from the drawing \mathcal{G} after deleting all left edges. Clearly, G' is a bipartite graph,

$$v(G') = v(G) \quad \text{and} \quad e(G') = e(G) - t(\mathcal{G}).$$

It follows from the classic bound for bipartite planar graphs, that

$$e(G') \leq 2v(G') - 4 = 2v(G) - 4. \quad (1)$$

Lemma 4. *Let $\delta(G) \geq 4$, $e(G) \geq 3v(G) - 10$. Then the following statements hold.*

1) *For any vertex $w \in V(G')$ there are at least two simple edges, incident to w . Hence, $\delta(G') \geq 2$.*

2) *The graph G' is connected. The boundary of any face of the plane graph G' contains a simple cycle with at least 4 edges.*

Proof. 1) By lemma 3 there are at least $\lceil \frac{d_G(w)}{3} \rceil \geq 2$ simple edges, incident to w .

2) It is easy to see on the figure 1b, that any left edge of a regular drawing can be replaced by a path of two simple edges and one right edge. Hence, the graph G' is connected. Since $\delta(G') \geq 2$, there is a cycle in G' . Hence, the boundary of any face of G' contains a simple cycle. Since G' is a bipartite graph, any cycle of G' contains at least four edges. \square

3.2 Proof of the bound $3v(G) - 8$

Lemma 5. *Let G be a bipartite graph with $v(G) \geq 4$. Then $e(G) \leq 3v(G) - 8$.*

Proof. 1. *If there is a vertex of degree at most 3 in the graph G , then we delete from G this vertex and all edges incident to it. We obtain a bipartite graph G_1 with $v(G_1) = v(G) - 1$, which is clearly almost planar. By induction assumption we have*

$$e(G_1) \leq 3v(G_1) - 8 = 3v(G) - 8 - 3,$$

whence it follows the statement we want to prove for the graph G .

2. Now we consider the case $\delta(G) \geq 4$.

It is enough to prove the statement for a maximal almost planar bipartite graph G with $e(G) \geq 3v(G) - 10$. Consider its regular drawing \mathcal{G} and the plane graph G' constructed above. It follows from lemma 4, that for any vertex $v \in V(G)$ there are at least two simple edges incident to v . Whence it follows, that $p(\mathcal{G}) \geq v(G)$.

By the inequality (1) we have

$$2v(G) - 4 \geq e(G') = t(\mathcal{G}) + p(\mathcal{G}), \quad (2)$$

whence it follows, that

$$t(\mathcal{G}) \leq v(G) - 4 \quad \text{and} \quad e(G) = t(\mathcal{G}) + e(G') \leq 3v(G) - 8, \quad (3)$$

what was to be proved. \square

3.3 Structure of graphs with $e(G) = 3v(G) - 8$

Let G be a bipartite almost planar graph, such that $e(G) = 3v(G) - 8$.

3.3.1 Case of minimal degree at least 4

Let $v(G) \geq 8$ and $\delta(G) \geq 4$. Consider a regular drawing \mathcal{G} and the plane graph G' , that consists of simple and right edges of the drawing \mathcal{G} . Clearly, the statements of lemmas 3 and 4 hold for the graphs G and G' .

Corollary 1. *Let G be a bipartite almost planar graph with $v(G) \geq 4$, $\delta(G) \geq 4$ and $e(G) = 3v(G) - 8$. Then the following statements hold.*

1) *The graph G is maximal. Any vertex of G is incident to precisely two simple edges of its regular drawing \mathcal{G} .*

2) $\Delta(G') \leq 4$.

Proof. 1) It follows from lemma 5, that the graph G is maximal. Let us return to the proof of lemma 5. Since $\delta(G) \geq 4$, we have case 2 of the proof, hence, any vertex is incident to at least two simple edges. If some vertex is incident to more than two simple edges, then $p(\mathcal{G}) > v(G)$ and it follows from the inequalities (2) and (3), that $e(G) < 3v(G) - 8$. We obtain a contradiction.

2) Let $v \in V(G)$. By lemma 3 in the graph G the number of simple edges, incident to the vertex v is at least the number of right edges, incident to v . Hence if $d_{G'}(v) \geq 5$, then v is incident to at least three simple edges, that contradicts to item 1. \square

1. *Faces of the graph G' and left edges.*

It follows from $e(G) = 3v(G) - 8$, that equality must be attained in the inequality (1). Hence, the boundary of any face D of the graph G' contains precisely 4 edges. By lemma 4, this boundary contains a cycle with at least 4 edges. Thus, the boundary of D is a simple cycle of length 4. Whence it follows that the graph G' is biconnected.

Thus we deal with biconnected plane graph G' . Any face of G' is a quadrangle and $\Delta(G') \leq 4$.

Consider left edges of the graph G , that we have deleted. Any left edge f intersect exactly one right edge, which divides f into two *half-edges*. These half-edges lie in two neighboring faces of G' , and the common part of their bounds contains the right edge which intersects f .

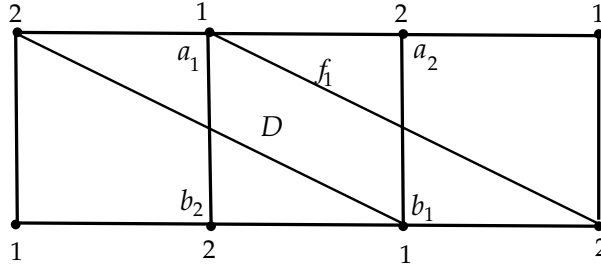


Figure 3: Left edges on faces-quadrangles of the graph G' .

Let $D = a_1a_2b_1b_2$ be a face of the graph G' , the vertices a_1 and b_1 have color 1 and the vertices a_2 and b_2 have color 2. Assume, that this face contains a half-edge f_1 (a part of a left edge f) with the end a_1 .

The other end of the half-edge f_1 is on an edge e of the face D . Since edges e and f do not have a common end and f is a left edge, it is easy to see, that $e = a_2b_1$ (see figure 3).

Thus we have proved, that not more than one half-edge lying in D can be incident to a vertex of the face D . Moreover, the other end of this half-edge must lie on the certain edge. A half-edge incident to a_1 must have the other end on the edge a_2b_1 , a half-edge incident to a_2 must have the other end on the edge b_1b_2 , a half-edge incident to b_1 must have the other end on the edge b_2a_1 , and a half-edge incident to b_2 must have the other end on the edge a_1a_2 .

Let us return to the half-edge f_1 , lying in D , that is incident to a_1 and have an end on the edge a_2b_1 . Since two different half-edges, lying in D , cannot intersect each other, at least one other half-edge can lie in D — a half-edge incident to b_1 with the other end on the edge a_1b_2 (see figure 3).

Remark 2. We have that the boundary of any face of the graph G' contains at most two right edges. If it contains two right edges, then they are opposite edges of this boundary.

2. Strips and rings.

Let us build an auxiliary graph F , which vertices are faces of the graph G' and two vertices are adjacent if and only if the boundaries of correspondent faces have a common right edge. By remark 2, the degree of any vertex in the graph F is at most two, hence, this graph is a union of several simple cycles and simple paths. Clearly, $e(F)$ is equal to the number of right edges of \mathcal{G} , i.e., to $t(\mathcal{G}) = v(G) - 4$. The number of vertices of F is equal to the number of faces of G' , which is by Euler's formula equal to $v(G) - 2$. Thus, the graph F consists of two paths and, possibly, several cycles.

Let us cut the plane by drawings of all simple edges of G' (along these edges). *As a result of cutting, the plane is divided into several parts and each simple edge is divided into two edges with the same ends* — we call these edges by *halves*.

We consider two halves of one simple edge as different edges even in the case when these halves belong to the same part of plane!

A pair of faces of G' has a common part of boundary after cutting if and only if these faces had a common right edge before cutting. Thus, any part of the plane formed after cutting consists of all faces of some connected component of the graph F .

Definition 5. Parts of plane, correspondent to components-paths of the graph F , are called *strips*. Parts of plane, correspondent to components-cycles of the graph F , are called *rings*.

A *boundary edge* of a strip or a ring is any half of a simple edge, which belongs to this strip or ring.

A *boundary* of a strip or a ring is any connected component of the subgraph consisting of boundary edges of this strip or ring.

Any strip is a plane graph, isomorphic to a rectangle with side 1, divided into cells 1×1 . We call four vertices of the strip, correspondent to angles of this rectangle, by *corners* of the strip. We call faces of the strip, that contain its corners, by *extreme faces*.

All strips and rings, obtained from the graph G' after cutting, are called *parts of the graph G'* .

Remark 3. 1) It follows from the proved above, that there are precisely two strips among the parts of the graph G' .

2) Operating in the reverse order, one can glue the graph G' from its parts (strips and rings).

3) A strip with n faces has one boundary, which is a cycle of length $2n+2$. A ring with n faces has two boundaries, and each of these boundaries is a cycle of length n .

Let P be a graph on the vertex set $V(G)$, which edges are simple edges of G' . By corollary 1 any connected component of the graph P is a simple cycle.

It is easy to see, that edges, which halves form some boundary Z , are edges of one connected component of the graph P , i.e. edges of a simple cycle. We denote this cycle by $C(Z)$. Since $C(Z)$ is a simple cycle, the boundary Z cannot contain two halves of one edge.

Let Z_1, \dots, Z_k be all boundaries of the parts of G' . It follows from written above, that boundaries Z_1, \dots, Z_k can be divided into pairs Z_i, Z_j , for which $C(Z_i) = C(Z_j)$. We call such boundaries *congruent*.

Let us construct an auxiliary graph L , which vertices are parts of the graph G' (i.e., strips and rings), and two vertices are adjacent if and only if the correspondent parts have congruent boundaries. Clearly, the graph L is connected. It follows from proved above, that two parts with common boundary edge have congruent boundaries. Hence the degree of any ring in the graph L is at most 2, and the degree of any strip is at most 1. Consequently, the graph L is a chain, which leaves are two strips of the graph G' , and all other vertices (if such vertices exist) are rings.

Clearly, two boundaries of a ring have equal numbers of vertices, and two congruent boundaries too. Hence, all boundaries have equal numbers of vertices. Let one of the strips have k faces. Then the length of its boundary is equal to $2k+2$, as soon as the length of all other boundaries. Since any vertex of G' belongs to exactly two boundaries, we have, that the number of vertices of the graph G' is equal to $(2k+2) \cdot e(L)$, i.e., this number is even.

Thus we have proved, that in the case where $e(G) = 3v(G) - 8$ and $\delta(G) \geq 4$ the number of vertices of the graph G is even.

3.3.2 Case of minimal degree at most 3

Let H be a bipartite almost planar graph with

$$v(H) \geq 5, \quad e(H) = 3v(H) - 8, \quad \delta(H) \leq 3.$$

By lemma 5 the graph H is maximal, let us consider its regular drawing \mathcal{H} . Starting with the graph H , we delete from the graph we have a vertex of degree at most three until we obtain a bipartite almost planar graph G either with $v(G) = 4$, or with $\delta(G) \geq 4$. In both cases we have $e(G) \leq 3v(G) - 8$. Since $e(H) = 3v(H) - 8$, each time we have deleted a vertex of degree 3

and $e(G) = 3v(G) - 8$. It remains to prove that we cannot add a vertex of degree 3 to the graph G , such that the resulting graph remains bipartite and almost planar.

In the case $v(G) = 4$ the graph G is a cycle with 4 vertices, for which the statement we prove is obvious. Let $v(G) > 4$. Clearly, the graph G is maximal. Let us delete from the regular drawing \mathcal{H} all vertices of $V(G) \setminus V(H)$. We obtain a regular drawing \mathcal{G} of the graph G (it is easy to see, that conditions $1^\circ - 5^\circ$ do not break after deleting vertices).

We have proved, that $v(G)$ is even and studied the structure of such graphs. Let us consider the subgraph G' with simple and right edges of G . All faces of G' are quadrangles. Let the vertex a which we want to add lie on a face D . We need to join the vertex a to three vertices of G of the same color. Consider three cases.

a. D is not an extreme face of a strip.

Then without loss of generality we may assume, that two left edges are incident to vertices of color 2 of this face and intersect two opposite edges of the boundary of D . These left edges divide D into three parts. If a is disposed in one of two parts-triangles (see figure 4a, let it be the right triangle), then the vertex a can be adjacent only to the vertices of the face D' , neighboring to D . (In this case edges incident to a can intersect only the common edge of D and D' , otherwise the graph would be not almost planar.) But there are no three vertices of the same color in D' .

If a lies in the central part of the face D (see figure 4a), then a can be joined to only two vertices: the vertices of color 2 of the face D .

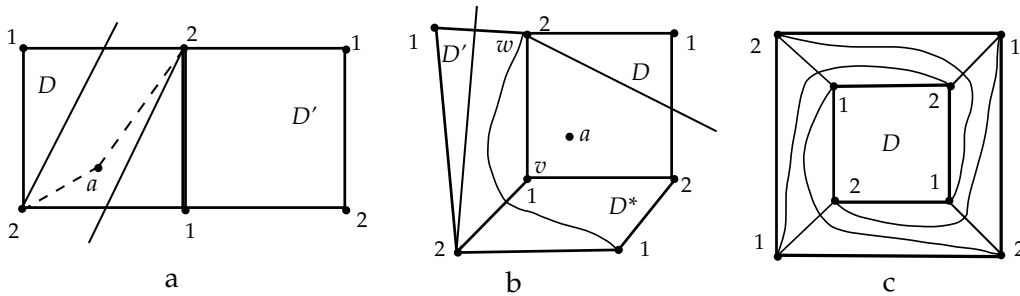


Figure 4: Disposition of the vertex a .

b. D is an extreme face of a strip, consisting of more than one face.

We need the following simple lemma.

Lemma 6. *A vertex $x \in V(G')$ is a corner of a strip precisely $4 - d_{G'}(x)$ times.*

Proof. Consider a face M , which boundary contains the vertex x . Clearly, both edges of M incident to x are simple if and only if M is an extreme face of a strip and x is a corner of this strip. In any other case one of these two edges is simple and the other one is right.

By corollary 1, the vertex x is incident to exactly two simple edges. That immediately implies the statement we prove for the cases, where $d_{G'}(x) = 2$ or $d_{G'}(x) = 3$. If $d_{G'}(x) = 4$, then x is incident to two simple and two right edges, and, clearly, these edges alternate in plane drawing. Hence a vertex of degree 4 cannot be a corner of a strip. \square

Let the face D have corners w and v . Clearly, precisely one left edge of the graph G intersects the face D (see figure 4b). This left edge is incident to one of two corners of D (let it be the corner w of color 2). Let us show, that in this case the second corner v has degree $d_{G'}(v) = 3$.

It follows from lemma 6, that $2 \leq d_{G'}(v) \leq 3$. Let $d_{G'}(v) = 2$. Then in the graph G the vertex v is incident to two simple edges and two left edges, as it is proved in lemma 3. Hence, each of two faces of G' , which boundary contains v , must be intersected by a half-edge, incident to v . But there is no such half-edge in the face D . We obtain a contradiction.

Thus, $d_{G'}(v) = 3$. Consider two different from D faces, which contain v : let it be D' (which contains w) and D^* , see figure 4b. By lemma 6, the common edge of D' and D^* is a right edge and is intersected by a left edge. There is the only possibility to draw this left edge: it must join the vertex w of the face D' to a vertex of color 1 of the face D^* (clearly, this is the vertex of D^* , opposite to v , see figure 4b).

The case where the vertex a is disposed in a part-triangle of the face D , is similar to the case considered above. Let a lies in the part of D , which contains the corners v and w . Since edges incident to a cannot intersect a left edge, that lie in the faces D' and D^* , it is easy to see, that the vertex a cannot be joined to three vertices of the same color.

c. D is the only face of some strip.

Hence the graph G' consists of two strips (each of them consists of one face, i.e., has four vertices), and, possibly, several rings. Since $v(G) > 4$, among the parts of G' there is at least one ring. Clearly, all rings of G' has 4 faces and each strip is glued together with a ring (see figure 4c). Then it is easy to see, that the vertex a disposed on the face D cannot be adjacent to more than two vertices of the same color.

Thus we have proved that an almost planar graph H with $e(H) = 3v(H) - 8$, $v(H) > 4$ and $\delta(G) \leq 3$ does not exist.

3.4 The end of the proof of the bound

It follows from conclusions of two previous sections, that a bipartite almost planar graph G with $e(G) = 3v(G) - 8$ has even number of vertices. (It is proved in section 3.3.2, that $\delta(G) \geq 4$. It is proved for such graphs in section 3.3.1, that $v(G)$ is even.)

Note, that for each $v \geq 4$ we denote by $\beta(v)$ the maximal number of edges in a bipartite almost planar graph on v vertices. We have proved, that $\beta(v) \leq 3v - 8$ for all $v \geq 4$ and $\beta(v) \leq 3v - 9$ for odd v .

It remains to note, that $\beta(6) \leq 9 = 3 \cdot 6 - 9$, since maximal number of edges in a bipartite graph on 6 vertices is attained at complete bipartite graph $K_{3,3}$ and is equal to 9.

The proof of the bound is finished.

4 Extremal examples

Let us consider a parallelepiped $1 \times 1 \times k$ on the coordinate grid. All nodes of the grid lying inside this parallelepiped and on its boundary are vertices of the graph G'_k , and unit segments between these nodes are edges of G'_k . Clearly, the graph G'_k can be glued from two strips (upper and lower quadrangles $1 \times k$) and one ring, containing remaining $2k + 2$ faces of the graph G'_k . It is easy to draw left edges in the strips and in the ring. Clearly, we obtain an almost planar bipartite graph G_k with $v(G_k) = 4k + 4$, $e(G_k) = 3 \cdot v(G_k) - 8$ and without multiple edges as a result. Thus, we have shown that $\beta(v) = 3v - 8$ for $v = 4\ell \geq 8$.

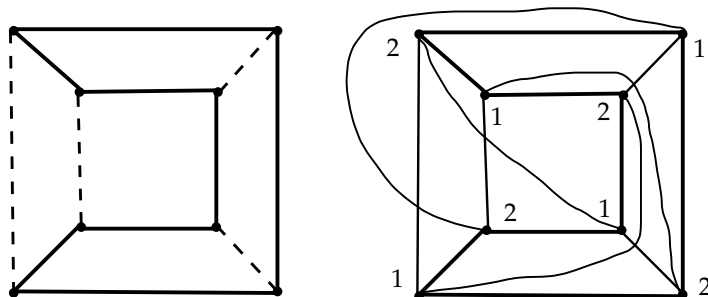


Figure 5: Cube $1 \times 1 \times 1$ and almost planar graph $K_{4,4}$.

Note, that a parallelepiped $1 \times 1 \times k$ can be glued from two strips. An example for a cube $1 \times 1 \times 1$ is shown on figure 5: on the left side one can see dividing the cube into two strips, and on the right side — the resulting

almost planar bipartite graph. Note, that this graph is complete bipartite graph $K_{4,4}$.

Moreover, one can glue a parallelepiped $1 \times k \times n$ from two strips $1 \times k$ and n rings. On this base one can construct a bipartite almost planar graph $G_{k,n}$ with $v(G_{k,n}) = 2(k+1)(n+1)$ and $e(G_{k,n}) = 3v(G_{k,n}) - 8$. However, even numbers of type $2p$, where p is prime, cannot be represented as $2(k+1)(n+1)$. Thus we need to construct more complicated examples.

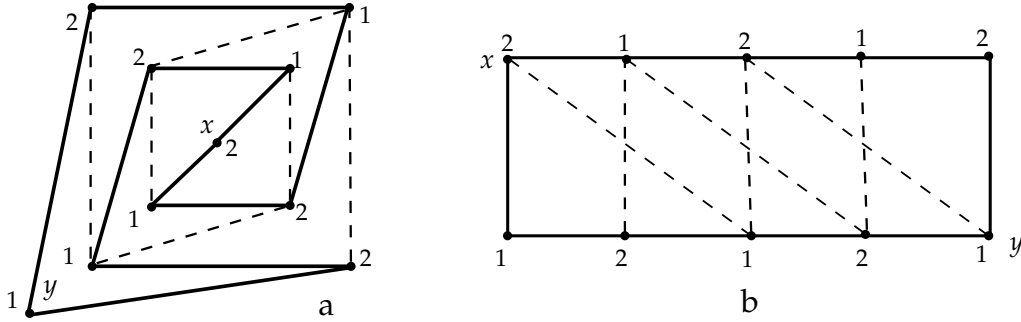


Figure 6: Gluing an almost planar graph from two strips.

Let us construct an almost planar graph H'_k on $4k + 6$ vertices (where $k \geq 1$) from two strips $1 \times (2k + 3)$. An example for $k = 1$ is shown on figure 6a. In the graph H'_1 shown on this picture there are two vertices of degree 2 (they have different colors, let them be x of color 2 and y of color 1), four vertices of degree 3 (two vertices of each color), all other vertices have degree 4. Simple edges of the graph H'_1 are shown as solid lines, right edges are shown as dotted lines. It is shown how to glue this graph from two strips 1×4 . It is not difficult to add on this graph to a graph H'_k on $4k + 6$ vertices (by adding $k - 1$ new squares).

It is shown on the figure 6b, how to draw left edges in each strip. It is important, that in both strips — parts of H'_k — x and y are two corners, incident to left edges. It is easy to verify, that for $k \geq 1$ the resulting graph has no multiple edges.

We draw left edges in the graph H'_k as it is shown and obtain an almost planar bipartite graph H_k with $v(H_k) = 4k + 6$ and $e(H_k) = 3v(H_k) - 8$. Thus we have proved, that $\beta(v) = 3v - 8$ for $v = 4k + 6$, where k is a positive integer.

Remark 4. 1) Note, that if we try to construct such a graph for $k = 0$ then the edge xy would be drawn in both strips, hence, the graph would have multiple edges.

2) If we draw in any strip right edges instead of left edges (i.e., the other

diagonals of rectangles 1×2), then multiple edges appear. One of them is the edge joining the corner of this strip which has degree 3 in the graph H'_k to the correspondent vertex, another one is a side of upper or lower square.

2) Note also that there is a lot of other almost planar bipartite graphs, that can be constructed from two strips of the same length.

Let us consider small values of v . For $v = 4$ and $v = 5$ extremal examples are complete bipartite graphs $K_{2,2}$ and $K_{2,3}$, respectively. These graphs are planar, and, hence, they are almost planar graphs, too. Note, that $e(K_{2,2}) = 4 = 3 \cdot 4 - 8$ and $e(K_{2,3}) = 6 = 3 \cdot 5 - 9$. Thus we have proved, that $\beta(4) = 4$ and $\beta(5) = 6$.

For $v = 6$ and $v = 7$ extremal examples are complete bipartite graphs $K_{3,3}$ and $K_{3,4}$, respectively. These graphs are almost planar, since the graph $K_{4,4}$, shown on figure 5, is almost planar. Note, that $e(K_{3,3}) = 9 = 3 \cdot 6 - 9$ and $e(K_{3,4}) = 12 = 3 \cdot 7 - 9$. Thus we have proved, that $\beta(6) = 9$ and $\beta(7) = 12$.

It remains to show, that $\beta(v) = 3v - 9$ for odd $v \geq 9$. For this it is enough to add one vertex and two edges to an almost planar bipartite graph with $v - 1$ vertices and $3(v - 1) - 8$ edges (note, that $v - 1 \geq 8$ is even, hence, such a graph was constructed before). One can add a vertex a to this graph and join it to two vertices of the same color as it is shown on figure 4a.

The proof of the theorem is finished.

5 On complete bipartite graphs

In the end of our paper we turn attention to complete bipartite graphs and find out all almost planar graphs among them. The graphs $K_{1,n}$ and $K_{2,n}$ are planar, and, consequently, almost planar. We have ascertained, that $K_{3,3}$, $K_{3,4}$ and $K_{4,4}$ are almost planar graphs.

It is clear from figure 7, that the graph $K_{3,6}$ is almost planar. Hence its subgraph $K_{3,5}$ is almost planar, too. Since $e(K_{4,5}) = 20 > 3 \cdot 9 - 9$, the graph $K_{4,5}$ is not almost planar.

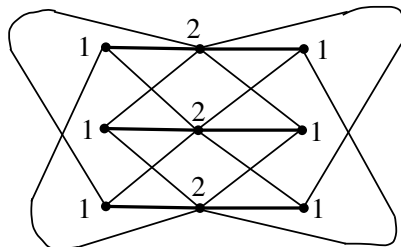


Figure 7: The graph $K_{3,6}$.

Let us show, that the graph $K_{3,7}$ is not almost planar, i.e., this graph cannot be drawn on the plane such that each edge intersect at most one other edge.

At first we note, that $\text{cr}(K_{3,3}) \geq 1$. Let us draw the graph $K_{3,5}$ on the plane. It contains 10 subgraphs, isomorphic to $K_{3,3}$, and the drawing of each of these subgraphs contains at least one crossing of edges. It is easy to see, that each pair of crossing edges belongs to precisely $C_3^1 = 3$ subgraphs $K_{3,3}$. Hence, $\text{cr}(K_{3,5}) \geq \frac{10}{3}$ and, consequently, $\text{cr}(K_{3,5}) \geq 4$.

Now let us assume, that $K_{3,7}$ is an almost planar graph. Clearly, this graph is maximal (since it is a complete bipartite graph). Consider its regular drawing. Since $e(K_{3,7}) = 21 > 3v(K_{3,7}) - 10$, by lemma 3 each of three vertices of degree 7 is incident to at least $\lceil \frac{7}{3} \rceil = 3$ simple edges. Hence, our drawing has at least 9 simple edges and $\text{cr}(K_{3,7}) \leq \frac{21-9}{2} = 6$.

However, there are at least 4 crossings in the drawing of each subgraph, isomorphic to $K_{3,5}$. There are $C_7^5 = 21$ such subgraphs, and each crossing belongs to $C_5^3 = 10$ subgraphs of type $K_{3,5}$. Whence it follows, that

$$\text{cr}(K_{3,7}) \geq \text{cr}(K_{3,5}) \cdot \frac{21}{10} = \frac{84}{10} > 6.$$

Obtained contradiction shows us, that $K_{3,7}$ is not an almost planar graph.

Thus, $K_{1,n}$, $K_{2,n}$, $K_{3,3}$, $K_{3,4}$, $K_{3,5}$, $K_{3,6}$ and $K_{4,4}$ are all almost planar graphs among complete bipartite graphs.

References

- [1] J. Pach, G. Tóth. *Graphs drawn with few crossing per edge*. *Combinatorica* 17 (1997), no. 3, p. 427-439.
- [2] P. K. Agarwal, B. Aronov, J. Pach, R. Pollack, M. Sharir. *Quasi-planar graphs have a linear number of edges*. *Combinatorica* 17 (1997), no. 1, p. 1-9.
- [3] E. Ackerman, G. Tardos. *On the maximum number of edges in quasi-planar graphs*. *J. Comb. Theory, Ser. A*, no. 114 (2007), no. 3, p. 563-571.
- [4] E. Ackerman. *On the Maximum Number of Edges in Topological Graphs with no Four Pairwise Crossing Edges*. *Discrete Comput. Geom.* 41 (2009), no. 3, p. 365-375.
- [5] G. Tardos, G. Tóth. *Crossing stars in topological graphs*. *SIAM J. Discrete Math.* 21 (2007), no. 3, 737-749.

- [6] J. Pach, R. Pinchasi, G. Tardos, G. Tóth. Geometric graphs with no self-intersecting path of length three. (English summary) *European J. Combin.* 25 (2004), no. 6, p. 793-811.