

Magnetic field symmetries of nonlinear transport with elastic and inelastic scattering

Salil Bedkihal¹, Malay Bandyopadhyay², Dvira Segal¹

¹ *Chemical Physics Theory Group, Department of Chemistry, University of Toronto, 80 Saint George St. Toronto, Ontario, Canada M5S 3H6 and*

² *School of Basic Sciences, Indian Institute of Technology Bhubaneswar, 751007, India*
(Dated: August 16, 2021)

We study nonlinear electronic transport symmetries in Aharonov-Bohm interferometers subjected to inelastic scattering effects and show that odd (even) conductance terms are even (odd) in the magnetic field when the junction is (left-right) spatially symmetric. This observation does not hold when an asymmetry is introduced, as we show numerically, but odd conductance terms only manifest a weak breakdown of the magnetic field symmetry. Under elastic dephasing effects, the Onsager-Casimir symmetry is maintained beyond linear response and under spatial asymmetries.

PACS numbers: 73.23.-b, 72.10.-d, 73.50.Fq

Introduction. The Onsager-Casimir symmetry relations¹ hold close to equilibrium, implying that the two-probe linear conductance is an even function of the magnetic field B . As a consequence, the two-terminal transmission function of coherent conductors satisfies $\mathcal{T}(B) = \mathcal{T}(-B)$. Within Aharonov-Bohm (AB) interferometers, this symmetry is displayed by the “phase rigidity” of the conductance oscillations with B .^{2,3} Beyond linear response, the phase symmetry of the conductance, or reciprocity theorem, is generally not enforced, and several experimental works^{4–8} have demonstrated its breakdown. Supporting theoretical studies have incorporated many-body interactions^{9–13}, but typically approached the problem by calculating the screening potential within the conductor self consistently, a procedure often limited to low-order conduction terms^{9,11,12}.

In this paper we aim in generalizing the reciprocal relations to the nonlinear transport regime, while allowing for inelastic scattering effects. Phase-breaking and energy dissipation processes arise due to the interaction of electrons with other degrees of freedom, electrons, phonons, and defects. Here we incorporate such processes phenomenologically, by using the well-established and experimentally feasible method of Büttiker dephasing and voltage probes^{14,15}. For spatially symmetric junctions we then discuss the exact symmetry relations beyond the Onsager symmetry, and their violation, addressing all transport coefficients at the same footing. Expanding the current $I(\phi)$ in powers of the bias $\Delta\mu$, we write

$$I(\phi) = G_1(\phi)\Delta\mu + G_2(\phi)(\Delta\mu)^2 + G_3(\phi)(\Delta\mu)^3 + \dots \quad (1)$$

with $G_{n>1}$ as the nonlinear conductance coefficients. Here we have introduced the AB phase $\phi = 2\pi\Phi/\Phi_0$, Φ is the magnetic flux threading through the AB ring and $\Phi_0 = h/e$ is the magnetic flux quantum. In this work we study relations between two quantities: a measure for the magnetic field asymmetry

$$\Delta I(\phi) \equiv [I(\phi) - I(-\phi)]/2, \quad (2)$$

and the dc-rectification current,

$$\mathcal{R}(\phi) \equiv \frac{1}{2}[I(\phi) + \bar{I}(\phi)] = G_2(\phi)(\Delta\mu)^2 + G_4(\phi)(\Delta\mu)^4 + \dots \quad (3)$$

with \bar{I} defined as the current obtained upon interchanging the chemical potentials of the two terminals (assuming identical temperatures). We also study the behavior of odd conductance terms, $\mathcal{D}(\phi) \equiv G_1(\phi)\Delta\mu + G_3(\phi)(\Delta\mu)^3 + \dots$. For a non-interacting and a spatially symmetric system we expect $I(\phi) = -\bar{I}(-\phi)$ to hold. Combined with Eq. (1) we immediately note that $G_{2n+1}(\phi) = G_{2n+1}(-\phi)$ and $G_{2n}(\phi) = -G_{2n}(-\phi)$ with n as an integer. We show below that these relations are obeyed in a symmetric junction even when many-body interactions (inelastic scattering), which depend on the applied bias in a nonlinear manner, are included.

The principal results of this paper are now listed: (i) Under elastic dephasing effects we prove that $\Delta I = 0$ and $\mathcal{R} = 0$, thus the current displays an even symmetry with respect to the magnetic field. We then incorporate inelastic effects and show three results: (ii) In the absence of magnetic flux or for $\phi = 2\pi k$, k is an integer, no rectification takes place, $\mathcal{R}(\phi = 2\pi k) = 0$. (iii) With magnetic flux, in geometrically symmetric junctions, $\Delta I(\phi) = \mathcal{R}(\phi) = -\mathcal{R}(-\phi)$. (iv) Using a double-dot interferometer, we demonstrate that under a spatial asymmetry both even and odd conductance terms show no particular magnetic field symmetry, however, odd conductance terms are close to be symmetric with the magnetic field. These observations corroborate with transport experiments on AB structures with apparently a geometrical asymmetry in the ring-lead coupling⁶. Note that “spatial” or “geometrical” symmetry refers here to the left-right symmetry of the junction. For simplicity, we set $e=1$, $\hbar = 1$ $k_B = 1$, and ignore electron spin.

Basic Expressions. Elastic dephasing effects and in-

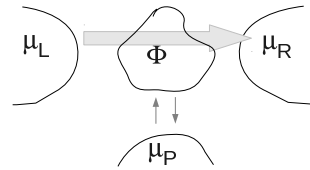


FIG. 1: Scheme of our setup. The horizontal arrow represents the charge current I . The two parallel arrows represent (same magnitude) currents into and from the P terminal, serving to induce elastic and/or inelastic scattering effects.

elastic scattering processes are implemented here using the dephasing probe and the voltage probe techniques, respectively¹⁴. Particularly, we consider a setup including three terminals, L , R and P , with the P terminal serving as the probe, see Fig. 1. Our analysis relies on two exact relations: The transmission coefficient from the ξ to the ν reservoir obeys time reversal symmetry,

$$\mathcal{T}_{\xi,\nu}(\epsilon, \phi) = \mathcal{T}_{\nu,\xi}(\epsilon, -\phi), \quad (4)$$

and the total probability is conserved ($\xi, \nu = L, R, P$)¹²,

$$\sum_{\xi \neq \nu} \mathcal{T}_{\xi,\nu}(\epsilon, \phi) = \sum_{\xi \neq \nu} \mathcal{T}_{\nu,\xi}(\epsilon, \phi). \quad (5)$$

We focus on the steady-state tunneling current from the L reservoir into the system, $I(\phi) = I_L(\phi)$ with

$$I_L(\phi) = \int_{-\infty}^{\infty} d\epsilon \left[\mathcal{T}_{L,R}(\epsilon, \phi) f_L(\epsilon) - \mathcal{T}_{R,L}(\epsilon, \phi) f_R(\epsilon) + \mathcal{T}_{L,P}(\epsilon, \phi) f_L(\epsilon) - \mathcal{T}_{P,L}(\epsilon, \phi) f_P(\epsilon, \phi) \right], \quad (6)$$

written here assuming the Landauer's picture of noninteracting electrons. The Fermi-Dirac distribution function $f_\nu(\epsilon) = [e^{\beta_\nu(\epsilon - \mu_\nu)} + 1]^{-1}$ is defined in terms of the chemical potential μ_ν and the inverse temperature β_ν . In what follows we assume that the temperature is identical in all terminals. The current from the probe terminal to the system is given by

$$I_P(\phi) = \int_{-\infty}^{\infty} d\epsilon \left[\mathcal{T}_{P,L}(\epsilon, \phi) f_P(\epsilon, \phi) - \mathcal{T}_{L,P}(\epsilon, \phi) f_L(\epsilon) \right] + \int_{-\infty}^{\infty} d\epsilon \left[\mathcal{T}_{P,R}(\epsilon, \phi) f_P(\epsilon, \phi) - \mathcal{T}_{R,P}(\epsilon, \phi) f_R(\epsilon) \right]. \quad (7)$$

The probe distribution function, generally phase dependent, is determined by the probe condition, as we explain below. For convenience, we simplify next our notation by dropping the reference to the energy of the incoming electron ϵ from both transmission functions and distribution functions, and not putting limits of integrations which are all evaluated between $\pm\infty$. Finally, we do not explicitly include ϕ in $\mathcal{T}_{\xi,\nu}$ and f_P , all evaluated at ϕ , unless otherwise mentioned¹⁶. Using Eq. (6), we identify the deviation from the magnetic-field symmetry as

$$\Delta I = \int \frac{1}{2} [\mathcal{T}_{L,R} - \mathcal{T}_{R,L}] f_R d\epsilon + \int \frac{1}{2} [\mathcal{T}_{L,P} f_P(-\phi) - \mathcal{T}_{P,L} f_P(\phi)] d\epsilon. \quad (8)$$

The rectification contribution is written as

$$\mathcal{R} = \int \frac{\mathcal{T}_{P,L} - \mathcal{T}_{P,R}}{4} (f_L + f_R - f_P - \bar{f}_P) d\epsilon \quad (9)$$

with \bar{f}_P as the probe distribution when the biases μ_L and μ_R are interchanged.

(i) *Elastic dephasing effects.* We implement elastic dephasing effects by demanding that the energy-resolved particle current in the probe diminishes, $I_P(\epsilon) = 0$, with $I_P = \int I_P(\epsilon) d\epsilon$. Eq. (7) then provides the corresponding probe distribution

$$f_P(\phi) = \frac{\mathcal{T}_{L,P} f_L + \mathcal{T}_{R,P} f_R}{\mathcal{T}_{P,L} + \mathcal{T}_{P,R}}. \quad (10)$$

As highlighted, this function depends on the magnetic flux. It is not difficult to prove that Onsager symmetry is satisfied here, beyond linear response. We plug f_P into Eq. (8) and find, after simple algebraic manipulations,

$$\Delta I = \frac{1}{2} \int [\mathcal{T}_{L,R} - \mathcal{T}_{R,L}] f_R d\epsilon + \frac{1}{2} \int \frac{[\mathcal{T}_{L,P} \mathcal{T}_{P,R} - \mathcal{T}_{P,L} \mathcal{T}_{R,P}] f_R}{\mathcal{T}_{P,R} + \mathcal{T}_{P,L}} d\epsilon. \quad (11)$$

Utilizing Eq. (5) in the form $\mathcal{T}_{L,P} = \mathcal{T}_{P,L} + \mathcal{T}_{P,R} - \mathcal{T}_{R,P}$, we organize the numerator of the second integral, $(\mathcal{T}_{P,R} - \mathcal{T}_{R,P})(\mathcal{T}_{P,R} + \mathcal{T}_{P,L}) f_R$. This results in

$$\Delta I = \frac{1}{2} \int [\mathcal{T}_{L,R} - \mathcal{T}_{R,L} + \mathcal{T}_{P,R} - \mathcal{T}_{R,P}] f_R d\epsilon \quad (12)$$

which is identically zero, given Eq. (5). This concludes our proof that dephasing effects (implemented via a dephasing probe) cannot break the reciprocity theorem even in the nonlinear regime. Following similar steps we can show that $\mathcal{R} = 0$ under dephasing effects: We substitute f_P into Eq. (6) and obtain $I_L = \int [F_L f_L - F_R f_R] d\epsilon$ with $F_L = [\mathcal{T}_{L,R}(\mathcal{T}_{P,L} + \mathcal{T}_{P,R}) + \mathcal{T}_{L,P} \mathcal{T}_{P,R}] / (\mathcal{T}_{P,L} + \mathcal{T}_{P,R})$. F_R is defined analogously, interchanging L by R . Using Eq. (5), one can show that $F_L = F_R$, thus $I = -\bar{I}$ and $\mathcal{R} = 0$. To conclude, $I = \mathcal{D}(\phi) = \mathcal{D}(-\phi)$ under elastic dephasing and spatial asymmetry.

Inelastic effects. We introduce inelastic effects using the voltage probe technique, where we demand that the net-total particle current flowing in the P reservoir is zero, $I_P = 0$. This choice allows for energy exchange processes within the P reservoir. The probe condition produces the following relations

$$\begin{aligned} \int d\epsilon (\mathcal{T}_{P,L} + \mathcal{T}_{P,R}) f_P(\phi) &= \int d\epsilon (\mathcal{T}_{L,P} f_L + \mathcal{T}_{R,P} f_R) \\ \int d\epsilon (\mathcal{T}_{L,P} + \mathcal{T}_{R,P}) f_P(-\phi) &= \int d\epsilon (\mathcal{T}_{P,L} f_L + \mathcal{T}_{P,R} f_R) \\ \int d\epsilon (\mathcal{T}_{P,L} + \mathcal{T}_{P,R}) \bar{f}_P &= \int d\epsilon (\mathcal{T}_{L,P} f_R + \mathcal{T}_{R,P} f_L). \end{aligned} \quad (13)$$

We further assume that $f_P(\phi)$, $f_P(-\phi)$ and $\bar{f}_P(\phi)$ have a Fermi-Dirac form. We obtain the respective-unique¹⁷ chemical potentials by solving these equations (separately) numerically-iteratively using the Newton-Raphson method¹⁸.

(ii) *Results for $\phi = 2\pi k$.* When the magnetic phase is given by multiples of 2π , we note that $\mathcal{T}_{\nu,\xi} = \mathcal{T}_{\xi,\nu}$, particularly $\mathcal{T}_{L,P} = \mathcal{T}_{P,L} = \frac{\gamma_L}{\gamma_R} \mathcal{T}_{P,R}$, with γ_ν as the hybridization strength of the ν reservoir to the system, see discussion around Eq. (18). Using the voltage probe condition

(13) we find that $\int \mathcal{T}_{P,\mu}(f_P + \bar{f}_P)d\epsilon = \int \mathcal{T}_{P,\mu}(f_L + f_R)d\epsilon$, $\mu = L, R$, providing $\mathcal{R} = 0$ in Eq. (9).

(iii) *Spatially symmetric setups.* If the junction is left-right symmetric, the mirror symmetry $\mathcal{T}_{P,L}(\phi) = \mathcal{T}_{P,R}(-\phi)$ applies. This translates to the relation $\mathcal{T}_{P,L}(\phi) = \mathcal{T}_{R,P}(\phi)$. We plug this result into Eq. (13) and note that $\bar{f}_P(\phi) = f_P(-\phi)$. The deviation from phase rigidity, Eq. (8), can also be expressed as

$$\Delta I = \frac{1}{2} \int d\epsilon [(\mathcal{T}_{L,R} - \mathcal{T}_{R,L})f_L - \mathcal{T}_{R,P}f_P(-\phi) + \mathcal{T}_{P,R}f_P(\phi)]. \quad (14)$$

We now define ΔI by the average of Eqs. (8) and (14),

$$\Delta I = \frac{1}{4} \int d\epsilon [(\mathcal{T}_{L,R} - \mathcal{T}_{R,L})(f_L + f_R) + (\mathcal{T}_{L,P} - \mathcal{T}_{R,P})f_P(-\phi) + (\mathcal{T}_{P,R} - \mathcal{T}_{P,L})f_P(\phi)].$$

Using Eq. (5), we note that $\mathcal{T}_{L,R} - \mathcal{T}_{R,L} = \mathcal{T}_{P,L} - \mathcal{T}_{L,P}$. Furthermore, given that $\mathcal{T}_{P,L} = \mathcal{T}_{R,P}$ in geometrically symmetric junctions we get

$$\Delta I = \frac{1}{4} \int (\mathcal{T}_{P,L} - \mathcal{T}_{P,R})(f_L + f_R - f_P - \bar{f}_P)d\epsilon = \mathcal{R}(\phi) = -\mathcal{R}(-\phi) \quad (15)$$

Thus, in spatially symmetric systems, comprising inelastic interactions with an effective bias dependency, odd conductance terms acquire even symmetry with respect to the magnetic field, $\mathcal{D}(\phi) = \mathcal{D}(-\phi)$, as noted experimentally^{6,8}, while even conductance terms, constructing \mathcal{R} , are odd with respect to ϕ . Next we show that these observations do not generally hold when a spatial asymmetry is introduced, by coupling the scattering centers unevenly to the leads.

(iv) *Double-dot interferometer.* We perform numerical simulations for an AB device with a quantum dot located at each arm of the interferometer. The Hamiltonian includes the terms

$$H = H_S + \sum_{\nu=L,R,P} H_\nu + \sum_{\nu=L,R} H_{S,\nu} + H_{S,P}, \quad (16)$$

where the subsystem Hamiltonian includes two uncoupled electronic states, and the three reservoirs (metals) comprise of a collection of non-interacting electrons,

$$H_S = \sum_{n=1,2} \epsilon_n a_n^\dagger a_n, \quad H_\nu = \sum_{j \in \nu} \epsilon_j a_j^\dagger a_j. \quad (17)$$

Here a_j^\dagger (a_j) are fermionic creation (annihilation) operators of electrons with momentum j and energy ϵ_j . a_n^\dagger and a_n are the respective operators for the dots. The subsystem-bath coupling terms are given by

$$H_{S,L} + H_{S,R} = \sum_{n,l} v_{n,l} a_n^\dagger a_l e^{i\phi_n^L} + \sum_{n,r} v_{n,r} a_r^\dagger a_n e^{i\phi_n^R} + h.c.,$$

and we assume that only dot '1' is coupled to the probe $H_{S,P} = \sum_p v_p a_1^\dagger a_p + h.c.$ Here $v_{n,\nu}$ is the coupling strength of dot n to the ν bath. Below we assume that this parameter does not depend on the dot index. ϕ_n^L and ϕ_n^R are the AB phase factors, acquired by electron waves in a magnetic field perpendicular to the device plane. These phases are constrained to satisfy $\phi_1^L - \phi_2^L + \phi_1^R - \phi_2^R = \phi$. In what follows we adopt the gauge $\phi_1^L - \phi_2^L = \phi_1^R - \phi_2^R = \phi/2$. We voltage-bias the system, $\Delta\mu \equiv \mu_L - \mu_R \geq 0$, in a symmetric manner, $\mu_L = -\mu_R$. However, the dots energies may be placed away from the so called ‘‘symmetric point’’ at which $\mu_L - \epsilon_n = \epsilon_n - \mu_R$ using a gate voltage. Our model does not include interacting particles, thus its steady-state characteristics can be readily obtained using the nonequilibrium Green’s function approach¹⁹. Transient effects were recently explored in^{20,21}. In terms of the Green’s function, the transmission coefficient is defined as $\mathcal{T}_{\nu,\xi} = \text{Tr}[\Gamma^\nu G^+ \Gamma^\xi G^-]$; the trace is performed over the states of the subsystem. Given our Hamiltonian, the matrix G^+ ($G^- = [G^+]^\dagger$) takes the form²²

$$G^+ = \begin{bmatrix} \epsilon - \epsilon_1 + \frac{i(\gamma_L + \gamma_R + \gamma_P)}{2} & \frac{i\gamma_L}{2} e^{i\phi/2} + \frac{i\gamma_R}{2} e^{-i\phi/2} \\ \frac{i\gamma_L}{2} e^{-i\phi/2} + \frac{i\gamma_R}{2} e^{i\phi/2} & \epsilon - \epsilon_2 + \frac{i(\gamma_L + \gamma_R)}{2} \end{bmatrix}^{-1},$$

with the hybridization matrices

$$\Gamma^L = \gamma_L \begin{bmatrix} 1 & e^{i\phi/2} \\ e^{-i\phi/2} & 1 \end{bmatrix}, \quad \Gamma^R = \gamma_R \begin{bmatrix} 1 & e^{-i\phi/2} \\ e^{i\phi/2} & 1 \end{bmatrix} \\ \Gamma^P = \gamma_P \begin{bmatrix} 1 & 0 \\ 0 & 0 \end{bmatrix} \quad (18)$$

The coupling energy between the dots and leads is given by $\gamma_\nu(\epsilon) = 2\pi \sum_{j \in \nu} |v_j|^2 \delta(\epsilon - \epsilon_j)$. In our calculations we take γ_ν as energy independent parameters. It is interesting to note that the transmission functions are not necessarily even in ϕ , even when Onsager symmetry is maintained. We exemplify this by considering a geometrically symmetric system with $\epsilon_d \equiv \epsilon_1 = \epsilon_2$ and $\frac{\gamma}{2} \equiv \gamma_L = \gamma_R$. The transmission functions reduce to

$$\mathcal{T}_{L,R}(\epsilon, \phi) = \mathcal{T}_{R,L}(\epsilon, -\phi) \\ = \frac{4\gamma^2}{\Delta(\epsilon, \phi)} \left[4(\epsilon - \epsilon_d)^2 \cos^2 \frac{\phi}{2} + \frac{\gamma_P^2}{4} + \gamma_P(\epsilon_d - \epsilon) \sin \phi \right], \\ \mathcal{T}_{L,P}(\epsilon, \phi) = \mathcal{T}_{P,L}(\epsilon, -\phi) = \mathcal{T}_{P,R}(\epsilon, \phi) \\ = \frac{4\gamma\gamma_P}{\Delta(\epsilon, \phi)} \left[2(\epsilon - \epsilon_d)^2 + \frac{\gamma^2}{2} \sin^2 \frac{\phi}{2} + \gamma(\epsilon - \epsilon_d) \sin \phi \right].$$

The denominator $\Delta(\epsilon, \phi)$ is an even function of phase. Due to the presence of the probe, these functions combine odd and even magnetic field terms. When the probe dephases the system, we substitute these expressions into Eq. (10) and resolve the dephasing (D) probe distribution^{22,23} $f_P^D(\epsilon, \phi) = \frac{f_L(\epsilon) + f_R(\epsilon)}{2} + \frac{\gamma(\epsilon - \epsilon_d) \sin \phi}{4[(\epsilon - \epsilon_d)^2 + \omega_0^2]} [f_L(\epsilon) - f_R(\epsilon)]$ with $\omega_0 = \frac{\gamma}{2} \sin \frac{\phi}{2}$. The nonequilibrium term in this distribution is *odd* in the

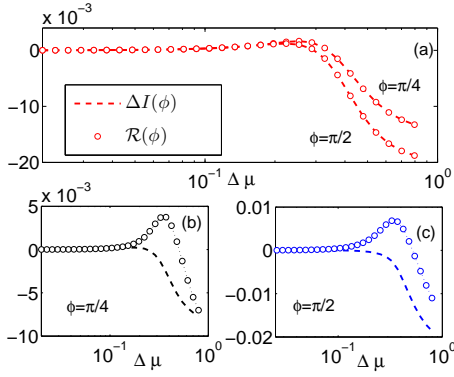


FIG. 2: (a) In spatially symmetric junctions $\gamma_L = \gamma_R = 0.05$, $\mathcal{R} = \Delta I$. (b)-(c) When spatial asymmetry is introduced, $\gamma_L = 0.05$ and $\gamma_R = 0.2$, $\mathcal{R} \neq \Delta I$. We adopt a voltage probe mimicking inelastic effects with $\gamma_P = 0.1$, $\epsilon_1 = \epsilon_2 = 0.15$ and inverse temperature $1/T_\nu = 50$. The bands are taken broad and flat with a linear dispersion relation. In all plots \mathcal{R} is represented by \circ and ΔI by dashed lines.

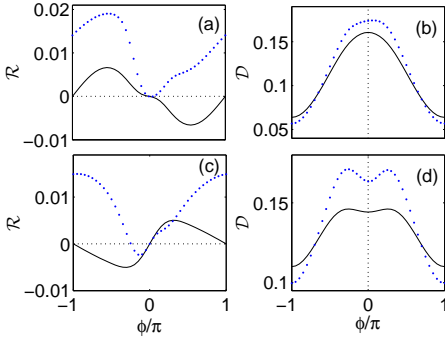


FIG. 3: (a) Even (\mathcal{R}) and (b) odd (\mathcal{D}) conductance terms in spatially symmetric junctions, $\gamma_L = \gamma_R = 0.05$ (full) and with an asymmetry $\gamma_L = 0.05 \neq \gamma_R = 0.2$ (dotted) for $\epsilon_1 = \epsilon_2 = 0.15$. (c)-(d) Same as above, only with nondegenerate levels $\epsilon_1 = 0.1$ and $\epsilon_2 = 0.2$. Parameters are the same as in Fig. 2, $\Delta\mu = 0.4$. Light dotted lines present the symmetry lines.

magnetic flux. Similarly, when a voltage probe (V) is implemented, analytic results can be obtained in the linear response regime upon solving Eq. (13),

$$\mu_P^V(\phi) = \frac{\Delta\mu}{2} \sin \phi \frac{\int d\epsilon \frac{\partial f_a}{\partial \epsilon} \frac{\gamma(\epsilon - \epsilon_d)}{\Delta(\epsilon, \phi)}}{\int d\epsilon \frac{\partial f_a}{\partial \epsilon} \frac{2(\epsilon - \epsilon_d)^2 + \frac{1}{2}\gamma^2 \sin^2 \frac{\phi}{2}}{\Delta(\epsilon, \phi)}}. \quad (19)$$

Here f_a stands for the equilibrium (zero bias) Fermi-Dirac function. This chemical potential is an *odd* function of the magnetic flux, though phase rigidity is maintained in the linear response regime.

We adopt the model (16) and implement inelastic effects with a voltage probe, by solving the probe condition (13) numerically-iteratively¹⁸ to obtain μ_P beyond linear response. We have verified that when convergence is reached the probe current is negligible, $|I_P/I_L| < 10^{-12}$. In Fig. 2 we show that $\mathcal{R} = \Delta I$ if spatial symmetry is maintained, and that this relation is violated when $\gamma_L \neq \gamma_R$. Note that phase rigidity, $\Delta I = 0$, persists in the linear response regime²⁴. In Fig. 3 we further extract the sum of odd conductance terms and confirm that it strictly satisfies $\mathcal{D}(\phi) = \mathcal{D}(-\phi)$ in spatially symmetric situations. Interestingly, while we noted that the symmetry of \mathcal{R} is feasibly broken with small spatial asymmetry, the symmetry of \mathcal{D} is more robust and deviations are very small even when $\gamma_R \gg \gamma_L$, in support of experimental observations⁶. Our conclusions are intact when an “up-down” asymmetry is implemented in the form $\epsilon_1 \neq \epsilon_2$, see Fig. 3(c)-(d)²⁵.

Summary. We presented an analytical and numerical study of nonlinear transport properties of AB rings susceptible to elastic dephasing and inelastic effects by adopting the Büttiker probe method. We proved that $\mathcal{D}(\phi) = \mathcal{D}(-\phi)$ and $\mathcal{R}(\phi) = -\mathcal{R}(-\phi)$ for spatially symmetric junctions, though many-body inelastic effects, introduced via the probe, are nonlinear in the applied bias. We also demonstrated the strong and weak breakdown of these symmetries when the junction has a left-right asymmetry, in the presence of inelastic effects. It is of interest to verify these results adopting a microscopic model with many-body interactions, modeling a quantum point contact^{26,27} or an equilibrated phonon bath, by extending recent works^{28,29} to the nonlinear regime.

The work of SB has been supported by NSERC and through the ERA award of DS.

- ¹ L. Onsager, Phys. Rev. **37**, 405 (1931); **38**, 2265 (1931); H. B. G. Casimir, Rev. Mod. Phys. **17**, 343 (1945).
- ² Y. Imry, Introduction to Mesoscopic Physics, 2nd ed. (Oxford University Press, Oxford, 2002).
- ³ A. Yacoby, M. Heiblum, D. Mahalu, and H. Shtrikman, Phys. Rev. Lett. **74**, 4047 (1995).
- ⁴ C. A. Marlow, R. P. Taylor, M. Fairbanks, I. Shorubalko, and H. Linke, Phys. Rev. Lett. **96**, 116801 (2006).

- ⁵ J. Wei, M. Shimogawa, Z. Wang, I. Radu, R. Dormaier, and D. H. Cobden, Phys. Rev. Lett. **95**, 256601 (2005).
- ⁶ R. Leturcq, D. Sanchez, G. Götz, T. Ihn, K. Ensslin, D. C. Driscoll, and A. C. Gossard, Phys. Rev. Lett. **96**, 126801 (2006).
- ⁷ L. Angers, E. Zakka-Bajjani, R. Deblock, S. Gueron, H. Bouchiat, A. Cavanna, U. Gennser, and M. Polianski, Phys. Rev. B **75**, 115309 (2007).

- ⁸ M. Sigrist, T. Ihn, K. Ensslin, M. Reinwald, and W. Wegscheider, Phys. Rev. Lett. **98**, 036805 (2007); T. Ihn, M. Sigrist, K. Ensslin, W. Wegscheider, and M. Reinwald, New J. Phys. **9**, 111 (2007).
- ⁹ D. Sanchez and M. Büttiker, Phys. Rev. Lett. **93**, 106802 (2004); Int. J. Quantum Chem. **105**, 906 (2005).
- ¹⁰ B. Spivak and A. Zyuzin, Phys. Rev. Lett. **93**, 226801 (2004).
- ¹¹ A. R. Hernandez and C. H. Lewenkopf, Phys. Rev. Lett. **103**, 166801 (2009).
- ¹² T. Kubo, Y. Ichigo, and Y. Tokura, Phys. Rev. B **83**, 235310 (2011).
- ¹³ V. Puller, Y. Meir, M. Sigrist, K. Ensslin, and Thomas Ihn, Phys. Rev. B **80**, 035416 (2009).
- ¹⁴ M. Büttiker, Phys. Rev. B **32**, 1846 (1985); Phys. Rev. B **33**, 3020 (1986).
- ¹⁵ P. Roulleau, F. Portier, P. Roche, A. Cavanna, G. Faini, U. Gennser, and D. Mailly, Phys. Rev. Lett. **102**, 236802 (2009).
- ¹⁶ The transmission function $\mathcal{T}_{\nu,\xi}(-\phi)$ is presented here in its complementary form, $\mathcal{T}_{\xi,\nu}(\phi)$.
- ¹⁷ Ph. A. Jacquet and C.-A. Pillet, Phys. Rev. B **85**, 125120 (2012).
- ¹⁸ W. H. Press, B. P. Flannery, S. A. Teukosky, and W. T. Vetterling, *Numerical Recipes in C: The Art of Scientific Computing*, (Cambridge University Press 1992).
- ¹⁹ Y. Meir and N. S. Wingreen, Phys. Rev. Lett. **68**, 2512 (1992).
- ²⁰ S. Bedkhal and D. Segal, Phys. Rev. B **85**, 155324 (2012).
- ²¹ M. W.-Y. Tu, W.-M. Zhang, J. Jin, O. Entin-Wohlman, and A. Aharony, Phys. Rev. B **86**, 115453 (2012).
- ²² S. Bedkhal, M. Bandyopadhyay, and D. Segal, Phys. Rev. B **87**, 045418 (2013).
- ²³ Eq. (41) of Ref.²² suffers from a typo, missing correct transmission functions; results below Eq. (41) are correct. Eq. (7) here introduces the correct form, besides a 2π factor that is absorbed in the definition $h = 1$.
- ²⁴ M. Büttiker, Phys. Rev. Lett. **57**, 1761 (1986).
- ²⁵ It is interesting to note that at the symmetric point, $\epsilon_1 = \epsilon_2 = 0$ the symmetries $\mathcal{D}(\phi) = \mathcal{D}(-\phi)$ and $\mathcal{R}(\phi) = -\mathcal{R}(-\phi)$ are obeyed, even when the left-right symmetry is broken.
- ²⁶ D. Sanchez and K. Kang, Phys. Rev. Lett. **100**, 036806 (2008).
- ²⁷ V. I. Puller and Y. Meir, Phys. Rev. Lett. **104**, 256801 (2010).
- ²⁸ O. Hod, R. Baer, and E. Rabani, Phys. Rev. Lett. **97**, 266803 (2006).
- ²⁹ O. Entin-Wohlman and A. Aharony, Phys. Rev. B **85**, 085401 (2012).