

The Dark Side of the Universe after Planck

Cheng Cheng^{1,2*} and Qing-Guo Huang^{1†}

¹ *State Key Laboratory of Theoretical Physics, Institute of Theoretical Physics,
Chinese Academy of Science, Beijing 100190, China*

² *University of the Chinese Academy of Sciences, Beijing 100190, China*

(Dated: July 3, 2018)

Recently released Planck data implies a smaller Hubble constant H_0 than that from Hubble Space Telescope project (HST) and a larger percentage of the matter components Ω_m compared to Supernova Legacy Survey (SNLS) in Λ CDM model. In this paper we found that even though the tension on H_0 between Planck and HST can be relaxed if the dark radiation is introduced ($\Delta N_{\text{eff}} = 0.536^{+0.229}_{-0.224}$ at 68% CL from the datasets of Planck+WMAP Polarization (WP)+baryon acoustic oscillation (BAO)+the combination of supernova Union2.1 compilation of 580 SNe (Union2.1)+HST), Ω_m from Planck is still not nicely compatible with that from SNLS. The tensions between Planck and other astrophysical datasets can be significantly relaxed in w CDM model, and the combination of these datasets prefers a phantom-like dark energy at more than 95% CL: $w = -1.15 \pm 0.07$ and $w = -1.16 \pm 0.06$ at 68% CL from Planck+WP+BAO+Union2.1+HST and Planck+WP+BAO+SNLS+HST respectively. From the statistical point of view, there is no evidence for a time-evolving equation of state ($\Delta\chi^2 = -0.3$ compared to a constant equation of state for the combination of Planck+WP+BAO+SNLS+HST).

PACS numbers:

I. INTRODUCTION

By now, the existence of dark matter is well accepted. In addition, cosmic acceleration discovered in 1998 [1, 2] is one of the most important discoveries in the last century. The present cosmic acceleration can be driven by the dark energy due to its negative pressure. Besides the dark matter and dark energy, some unknown relativistic species, so-called dark radiation, may also exist [3, 4].

The total energy density of radiation in the Universe is

$$\rho_{\text{rad}} = \left[1 + \frac{7}{8} \left(\frac{4}{11} \right)^{\frac{4}{3}} N_{\text{eff}} \right] \rho_{\gamma}, \quad (1)$$

which is a sum of the CMB photon energy density $\rho_{\gamma} = \frac{\pi^2}{15} T^4$, the energy density in standard model (SM) neutrinos with $N_{\text{eff}}^{\text{SM}} = 3.046$ and any departure from the standard scenario parametrized as a summand in $N_{\text{eff}} = 3.046 + \Delta N_{\text{eff}}$. A positive value of ΔN_{eff} implies that there is dark radiation in the Universe. If there is any dark radiation, it changes the energy budget at recombination and has significant imprint in the anisotropies of cosmic microwave background (CMB). But the dark radiation becomes ignorable in the late time Universe, and then the dark radiation does not affect the fitting to the data of baryon acoustic oscillation (BAO) [5], Supernova Legacy Survey (SNLS) samples [6], the combination of supernova Union2.1 compilation of 580 SNe (Union2.1) [7] and Hubble Space Telescope (HST) project [8].

Recently the first cosmological results [9] from the Planck were released. Planck is a very accurate experiment to measure the tiny anisotropies in the cosmic microwave background radiation (CMBR). From the data of Planck ones can learn about the composition and evolution of the Universe from its birth to the present day. Even though the standard six parameter Λ CDM model is preferred by Planck data, some tensions between Planck and some other astrophysical datasets are also intriguing. Here we mainly focus on two significant tensions:

- Even though the BAO data excellently agrees with Planck in the base Λ CDM model, the H_0 prior from HST is

$$H_0 = (73.8 \pm 2.4) \text{ km s}^{-1} \text{ Mpc}^{-1} \text{ (68\% CL; HST)} \quad (2)$$

which is discrepant with the Planck estimate in the base Λ CDM model at about 2.5σ level. Note that the constraint on H_0 from Planck+WMAP Polarization (WP) is

$$H_0 = (67.3 \pm 1.2) \text{ km s}^{-1} \text{ Mpc}^{-1} \text{ (68\% CL; Planck + WP)}. \quad (3)$$

See Section 5.3 of [9] in detail.

- Even though there is no obvious inconsistency between the SNe samples, the posterior distribution for Ω_m from Planck+WP in the base Λ CDM model is in some tension with the distribution from SNLS. See Section 5.4 of [9] in detail.

Here we will investigate how the dark components in the Universe can help us to tackle the tensions between Planck and some other astrophysical datasets. Methods and datasets used in this paper is described in Section II. In Section III, we separately consider three dark energy models, i.e. Λ CDM, w CDM and (CPL)CDM model, with/without dark radiation. And discussion is included in Section IV. Our main results are summarised in Table. I.

*chcheng@itp.ac.cn

†huangqg@itp.ac.cn

| Parameters | Planck+WP+BAO+Union2.1+HST | | Planck+WP+BAO+SNLS+HST | |
|-------------------------|---------------------------------|------------------------------|---------------------------------|---------------------------------|
| $\Omega_b h^2$ | $0.02246^{+0.00026}_{-0.00025}$ | 0.02202 ± 0.00026 | $0.02202^{+0.00025}_{-0.00026}$ | $0.02193^{+0.00027}_{-0.00026}$ |
| $\Omega_c h^2$ | 0.1266 ± 0.0042 | $0.1207^{+0.0021}_{-0.0022}$ | 0.1207 ± 0.0021 | 0.1220 ± 0.0025 |
| $100\theta_{\text{MC}}$ | $1.04071^{+0.00068}_{-0.00067}$ | 1.04122 ± 0.00060 | $1.04122^{+0.00058}_{-0.00059}$ | 1.04102 ± 0.00061 |
| τ | $0.0958^{+0.0134}_{-0.0133}$ | $0.0879^{+0.0127}_{-0.0126}$ | 0.0882 ± 0.0125 | $0.0861^{+0.0126}_{-0.0127}$ |
| $\ln(10^{10} A_s)$ | 3.12 ± 0.028 | $3.22^{+0.029}_{-0.028}$ | $3.09^{+0.024}_{-0.025}$ | 3.09 ± 0.024 |
| n_s | 0.9805 ± 0.0080 | $0.9587^{+0.0064}_{-0.0063}$ | 0.9584 ± 0.0063 | $0.9556^{+0.0070}_{-0.0069}$ |
| w_0 | -1 | -1.15 ± 0.07 | -1.16 ± 0.06 | -1.05 ± 0.15 |
| w_a | - | - | - | $-0.596^{+0.717}_{-0.723}$ |
| ΔN_{eff} | $0.536^{+0.229}_{-0.224}$ | - | - | - |
| H_0 | $71.23^{+1.36}_{-1.37}$ | 71.28 ± 1.49 | 71.65 ± 1.33 | 71.69 ± 1.37 |
| Ω_m | 0.295 ± 0.009 | 0.283 ± 0.012 | $0.279^{+0.011}_{-0.010}$ | 0.282 ± 0.011 |
| $-\ln(\text{like})$ | 4968.69 | 4968.79 | 5114.43 | 5114.28 |

TABLE I: Cosmological Parameters. The dark energy equation of state is parametrized by $w(a) = w_0 + w_a(1 - a)$. The cosmological constant corresponds to $w_0 = -1$ and $w_a = 0$, w CDM model corresponds to $w_a = 0$.

II. METHODOLOGY

The 6-parameter Λ CDM model is taken as the base model in this paper and the pivot scale is set as $k_0 = 0.002\text{Mpc}^{-1}$. The six free-running parameters are $\{\Omega_b h^2, \Omega_c h^2, \theta, \tau, n_s, A_s\}$, which represent physical baryon density, physical cold dark matter density, the ratio of the angular diameter distance to the LSS sound horizon, optical depth, spectral index and amplitude of primordial scalar perturbation. N_{eff} describing the effective number of massless neutrinos is introduced in the extended model which can include dark radiation. We reformulate it as $N_{\text{eff}} = 3.046 + \Delta N_{\text{eff}}$ to investigate its departure from the standard scenario. A positive value of ΔN_{eff} indicates the existence of dark radiation.

We fit these parameters with the datasets of Planck, WP, BAO, SNLS, Union2.1 and HST by calculating the power spectrum with CAMB [10] and running the Monte Carlo Markov Chain(MCMC) with CosmoMC package[11]. The likelihood used here is provided by Planck group [9, 12] and CosmoMC package [11].

III. RESULTS

A. Λ CDM ($+\Delta N_{\text{eff}}$) model

A cosmological constant Λ is the simplest candidate for dark energy. The equation of state for cosmological constant is $w \equiv p_{\text{DE}}/\rho_{\text{DE}} = -1$. However, there are some tensions between Planck and other astrophysical data, such as HST and SNLS, in the base Λ CDM model. See the discrepancy between the black and olive dashed contours in Fig. 1 where the black and olive dashed contours indicate the constraints from Planck+WP and SNLS+HST respectively.

The marginalised constraint on Ω_m from the combination of SNLS and HST is

$$\Omega_m = 0.231^{+0.039}_{-0.038} \text{ (68\% CL; SNLS + HST)}. \quad (4)$$

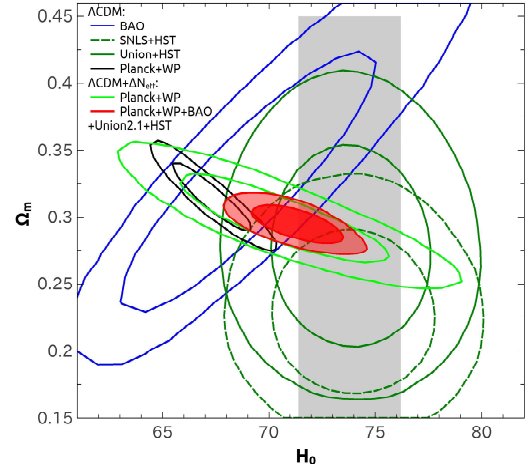


FIG. 1: (color online). Contour plots of $\Omega_m - H_0$ in Λ CDM ($+\Delta N_{\text{eff}}$) model with different datasets in 68% and 95% confidence region. The light grey band indicates the prior of H_0 from HST project at 1σ level. The black, blue, olive solid and olive dashed contours enclose the 68% and 95% confidence regions from Planck+WP, BAO, Union2.1+HST and SNLS+HST in the base Λ CDM model. The red shaded region and green contour respectively enclose the 68% and 95% confidence regions from Planck+WP, and Planck+WP+BAO+Union2.1+HST in the Λ CDM+ ΔN_{eff} model respectively.

On the other hand, the constraint on Ω_m from Union2.1 and HST is given by

$$\Omega_m = 0.280 \pm 0.048 \text{ (68\% CL; Union2.1 + HST)}. \quad (5)$$

One can see that there is no tension between different SNIa datasets, such as SNLS and Union2.1 (see the olive solid and dashed curves in Fig. 2).

In this subsection we consider to add a new component, so-called dark radiation, in the energy budget. Since the

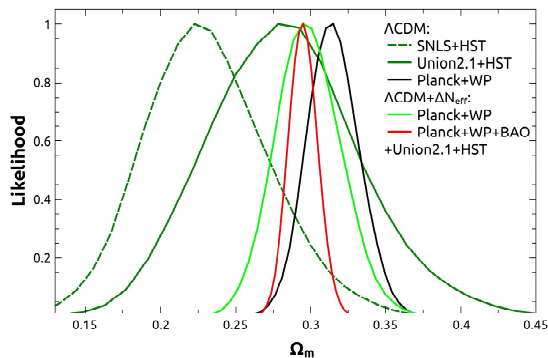


FIG. 2: (color online). Distribution of Ω_m from different datasets and models. The black, olive solid and olive dashed curves indicate the distributions of Ω_m from Planck+WP, Union2.1 and SNLS in the base Λ CDM model. The green and red curves are the distributions from Planck+WP, and Planck+WP+BAO+Union2.1+HST in the Λ CDM+ ΔN_{eff} model.

dark radiation can change the energy budget at recombination, one can expect that it will change the constraints on Ω_m and H_0 from CMB data (Planck+WP). See the correlations related to ΔN_{eff} in Fig. 3. In Λ CDM+ ΔN_{eff} model, the combination of Planck and WP implies

$$\Omega_m = 0.299 \pm 0.021, \quad (6)$$

and

$$H_0 = (70.7^{+3.2}_{-3.1}) \text{ km s}^{-1} \text{ Mpc}^{-1}, \quad (7)$$

at 68% CL. See the green contour in Fig. 1. Compared to the black contour in Fig. 1, the green one covers a larger region and it indicates that the tension between CMB data and the H_0 prior from HST project can be significantly relaxed. This was also pointed out by Planck collaboration in [9]. On the other hand, comparing olive dashed curve with the green curve in Fig. 2, we find that SNLS still prefers a smaller value of Ω_m even in the Λ CDM+ ΔN_{eff} model. The measurement of SNLS is not compatible with Planck+WP estimate at about 1.7σ .

From Fig. 1, we find that there is an overlap among Planck+WP, Union2.1+HST and BAO in the Λ CDM+ ΔN_{eff} model. Therefore we can combine all of them to constrain Ω_m , H_0 and ΔN_{eff} , namely

$$H_0 = (71.2 \pm 1.4) \text{ km s}^{-1} \text{ Mpc}^{-1}, \quad (8)$$

$$\Omega_m = 0.295 \pm 0.009, \quad (9)$$

and

$$\Delta N_{\text{eff}} = 0.536^{+0.229}_{-0.224}, \quad (10)$$

at 68% CL. See the red shaded contour plot in Fig. 1. It implies that there should be dark radiation at around

2.4σ level. Some other investigations about the dark radiation has also been done after Planck 2013 data release. In [13] a presence of a dark radiation component is preferred at 91.1% C.L. from Planck+WP if the power spectrum amplitude A_L is also allowed to vary. Combining with the matter power spectrum from BOSS DR9 and the prior on the Hubble constant from HST, Planck dataset implies a non standard number of neutrino species at 2.3σ and the upper bound on the sum of neutrino masses is 0.51 eV at 95% C.L. in [14]. The authors adopted Bayesian model comparison to determine the number of relativistic species from Planck data, but did not find any evidence for deviations from the standard cosmological model in [15]. And the still allowed parameter space in sterile neutrino models, hadronic axion models were explored in [16].

In addition, we find that there is correlation between ΔN_{eff} and the spectral index n_s , because the dark radiation can suppress the high- ℓ power spectrum and a redder-tilted primordial power can make a similar effect on the high- ℓ power spectrum. Such correlation is showed in Fig. 4. Larger ΔN_{eff} , larger n_s . In the combination of Planck+WP+BAO+Union2.1+HST, the constraint on n_s becomes $n_s = 0.9805 \pm 0.0080$ which implies that there is no highly significant deviation from scale-invariance of the primordial power spectrum (only at around 2.4σ level).

We conclude that even though the tension on H_0 between HST and Planck+WP can be significantly relaxed once the dark radiation is taken into account, Ω_m from Planck is still not nicely compatible with that from SNLS.

B. w CDM (+ ΔN_{eff}) model

We switch to the w CDM model in which the dark energy equation of state w is assumed to be a constant in this subsection. Once the free parameter w is taken into account, the confidence regions compared to those in the base Λ CDM model are significantly enlarged. The constraints on Ω_m and H_0 from Planck+WP, Planck+WP+BAO, Union2.1+HST and SNLS+HST are showed in Fig. 5. Here the priors we adopt for the parameters are quite large for enclosing the contours, but only the small patches we are interested in are plotted.

From Fig. 5, one can see that the confidence region of Planck+WP (the black contour) is quite large, and it implies that Planck+WP is consistent with both Union2.1+HST and SNLS+HST in the w CDM model. Combining with BAO, the confidence region of CMB data is significantly narrowed. See the green contour in Fig. 5 which shows that Planck+WP+BAO is still consistent with the SNIa datasets nicely. In this model, one can also find that Planck+WP(+BAO) provides a very tight constraint on Ω_m . But the constraint on Ω_m from SNIa datasets are broadened, and then there is no inconsistency between Planck+WP(+BAO) and SNIa datasets. See Fig. 6 in detail.

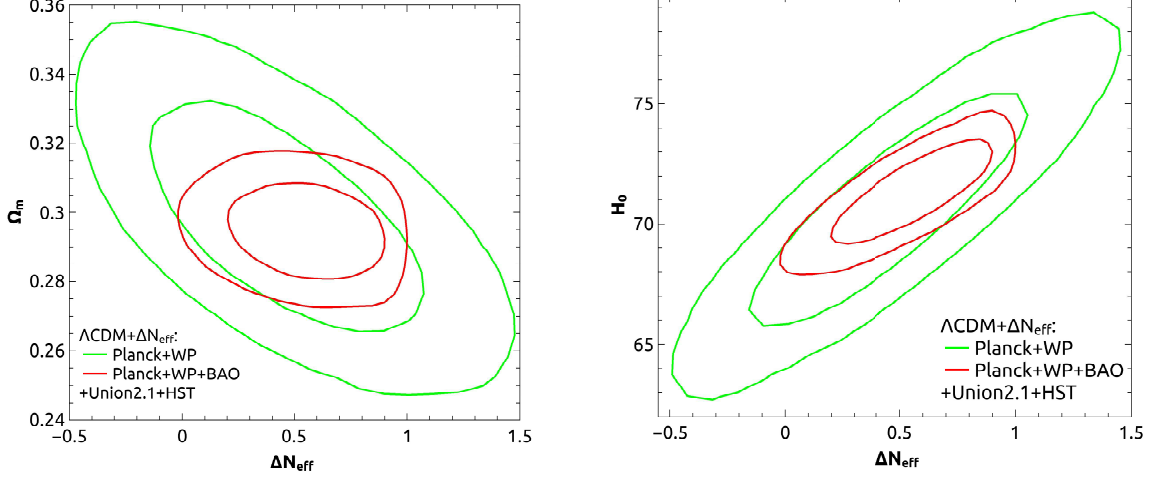


FIG. 3: (color online). Contour plots of $\Delta N_{\text{eff}} - \Omega_m$ and $\Delta N_{\text{eff}} - H_0$ from different datasets in the $\Lambda\text{CDM} + \Delta N_{\text{eff}}$ model. The green and red contours correspond to Planck+WP and Planck+WP+BAO+Union2.1+HST respectively.

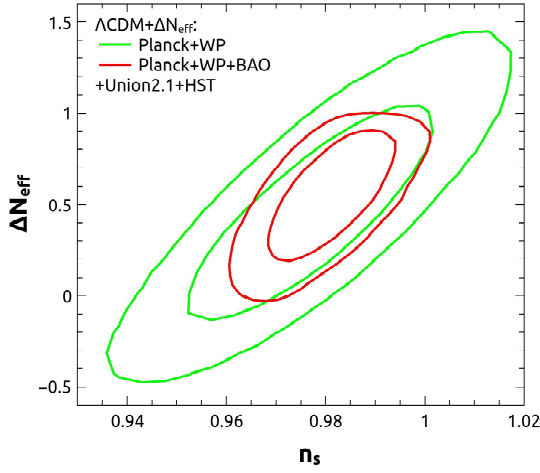


FIG. 4: (color online). Plot of $\Delta N_{\text{eff}} - n_s$ from different datasets in the $\Lambda\text{CDM} + \Delta N_{\text{eff}}$ model. The green and red contours correspond to Planck+WP and Planck+WP+BAO+Union2.1+HST respectively.

Since the dark energy is not a cosmological constant, we are also interested in the property of dark energy in the $w\text{CDM}$ model. The distributions of w are showed in Fig. 7. Here the data from CMB and BAO is consistent with SNIa datasets, and then we can combine all of them together. The constraints on the dark energy equation of state w and Ω_m are given by

$$w = -1.15 \pm 0.07, \quad (11)$$

$$\Omega_m = 0.283 \pm 0.012, \quad (12)$$

at 68% CL from Planck+WP+BAO+Union2.1+HST;

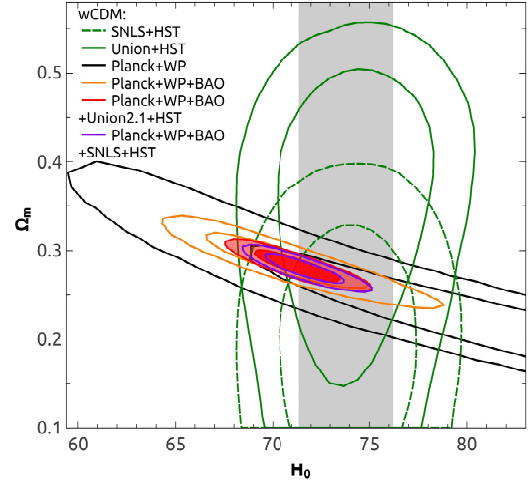


FIG. 5: (color online). Contour plots of $\Omega_m - H_0$ in the $w\text{CDM}$ model with 68% and 95% confidence regions. The black, green, olive solid and olive dashed contours enclose the 68% and 95% confidence regions from Planck+WP, Planck+WP+BAO, Union2.1+HST and SNLS+HST in the $w\text{CDM}$ model. The red shaded region and yellow contours are the 68% and 95% confidence regions from the combinations Planck+WP+BAO+Union2.1+HST and Planck+WP+BAO+SNLS+HST respectively.

and

$$w = -1.16 \pm 0.06, \quad (13)$$

$$\Omega_m = 0.279^{+0.011}_{-0.010}, \quad (14)$$

at 68% CL from Planck+WP+BAO+SNLS+HST. We see that a phantom-like dark energy is preferred at more

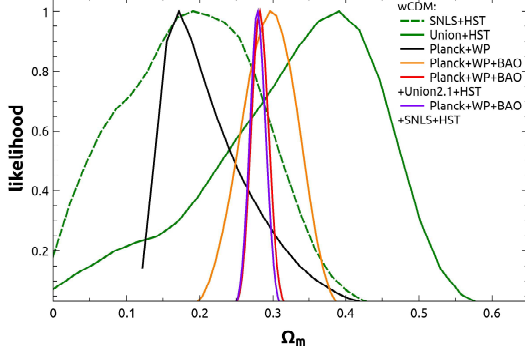


FIG. 6: (color online). Distribution of Ω_m in the w CDM model. The black, green, olive solid, olive dashed, red and yellow curves indicate the distributions of Ω_m from Planck+WP, Planck+WP+BAO, Union2.1+HST, SNLS+HST, Planck+WP+BAO+Union2.1+HST, Planck+WP+BAO+SNLS+HST in the w CDM model respectively.

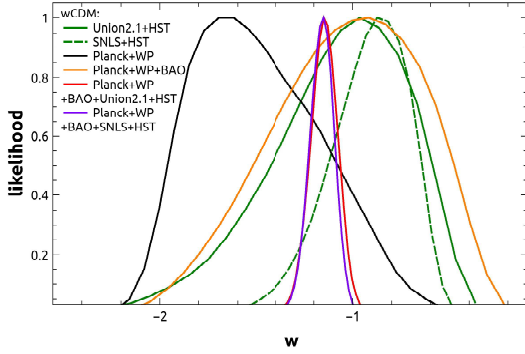


FIG. 7: (color online). Distribution of w in the w CDM model. The black, green, olive solid, olive dashed, red and yellow curves indicate the distributions of w from Planck+WP, Planck+WP+BAO, Union2.1+HST, SNLS+HST, Planck+WP+BAO+Union2.1+HST, Planck+WP+BAO+SNLS+HST in the w CDM model respectively.

than 2σ level. See the contours of $\Omega_m - w$ in Fig. 8 as well.

We can also add the component of dark radiation. For the combination of Planck+WP+BAO+Union2.1+HST, the constraint on ΔN_{eff} is $\Delta N_{\text{eff}} = 0.379^{+0.314}_{-0.318}$ at 68% CL, and $\Delta\chi^2 = -1.24$ compared to that without dark radiation. Similarly, for the combination of Planck+WP+BAO+SNLS+HST, the constraint on ΔN_{eff} is $\Delta N_{\text{eff}} = 0.298^{+0.283}_{-0.280}$ at 68% CL, and $\Delta\chi^2 = -1.1$ compared to that without dark radiation. We conclude that there is no evidence for dark radiation in the w CDM model.

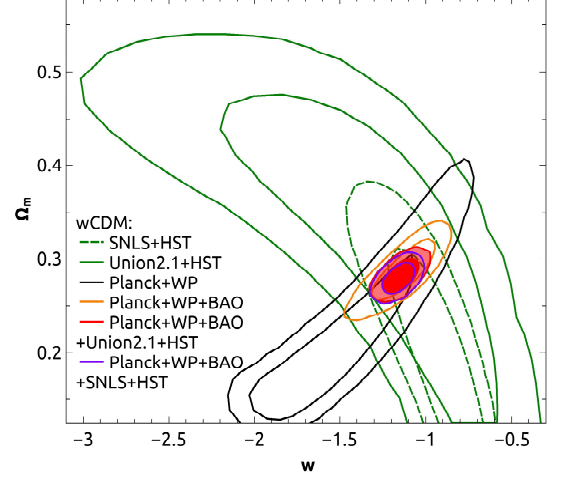


FIG. 8: (color online). Contour plot of $\Omega_m - w$ in the w CDM model with 68% and 95% confidence regions. The black, green, olive solid and olive dashed contours enclose the 68% and 95% confidence regions from Planck+WP, Planck+WP+BAO, Union2.1+HST and SNLS+HST in the w CDM model. The red shaded region and yellow contours are the 68% and 95% confidence regions from the combinations Planck+WP+BAO+Union2.1+HST and Planck+WP+BAO+SNLS+HST respectively.

C. (CPL)CDM ($+\Delta N_{\text{eff}}$) model

In the former subsection we focus on the w CDM model where w is assumed to be a constant. However the dark energy model with a constant equation of state has less physical interest. Here, we focus on the dynamical dark energy model in which the dark energy equation of state is given by

$$w(a) = w_0 + w_a(1 - a), \quad (15)$$

where both w_0 and w_a are constants, and w_a measures the time evolution of dark energy density. This is a famous parametrization, so-called CPL parametrization [17], and this model is called by (CPL)CDM model.

The constraints on Ω_m and H_0 from Planck+WP, Planck+WP+BAO, Union2.1+HST, SNLS+HST are showed in Fig. 9. We see that both Planck+WP and Planck+WP+BAO are consistent with SNLS+HST nicely, but the constraint on Ω_m from Union2.1+HST is quite large, namely

$$\Omega_m = 0.425^{+0.080}_{-0.076}, \quad (16)$$

at 68% CL which is discrepant with Planck+WP estimate ($\Omega_m = 0.250^{+0.080}_{-0.112}$; at 68% CL) at about 2.3σ . See Fig. 10 in detail. Considering that Planck+WP+BAO is consistent with SNLS+HST in (CPL)CDM model, we combine all of them to do the data fitting, and the results are showed in Figs. 9, 10 and 11. In particular, from Fig. 11, a cosmological constant is disfavoured at around

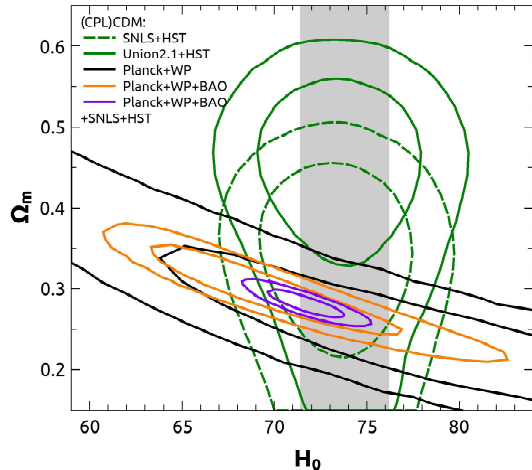


FIG. 9: (color online). Contour plot of $\Omega_m - H_0$ in (CPL)CDM model with 68% and 95% confidence regions. The light grey band indicates the H_0 prior from Hubble Space Telescope (HST) project at 1σ level. The black, green, olive solid, olive dashed and yellow contours enclose the 68% and 95% confidence regions from Planck+WP, Planck+WP+BAO, Union2.1+HST and SNLS+HST and Planck+WP+BAO+SNLS+HST in the (CPL)CDM model respectively.

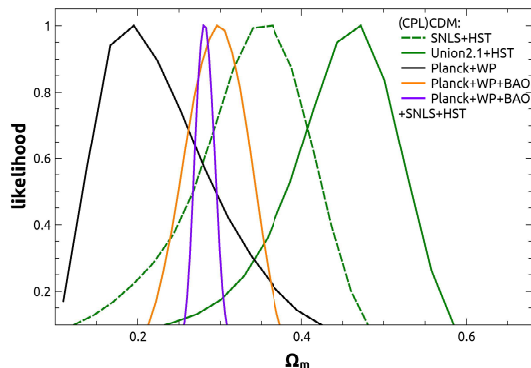


FIG. 10: (color online). The distribution of Ω_m in (CPL)CDM model. The black, green, olive solid, olive dashed and yellow curves indicate the distributions of Ω_m from Planck+WP, Planck+WP+BAO, Union2.1+HST, SNLS+HST, Planck+WP+BAO+SNLS+HST in (CPL)CDM model respectively.

2σ for Planck+WP+SNLS; but still stays within 2σ confidence region for Planck+WP+BAO+SNLS+HST. Since $w_a = 0$ is included in the 1σ confidence region, there is no evidence for a dynamical dark energy.

Similar to the previous section, we can add the component of dark radiation in the (CPL)CDM model. For the combination of Planck+WP+BAO+SNLS+HST, the constraint on ΔN_{eff} is $\Delta N_{\text{eff}} = 0.218^{+0.314}_{-0.307}$ at 68% CL, and $\Delta\chi^2 = -0.84$ compared to that without dark radiation. We conclude that there is no evidence for dark

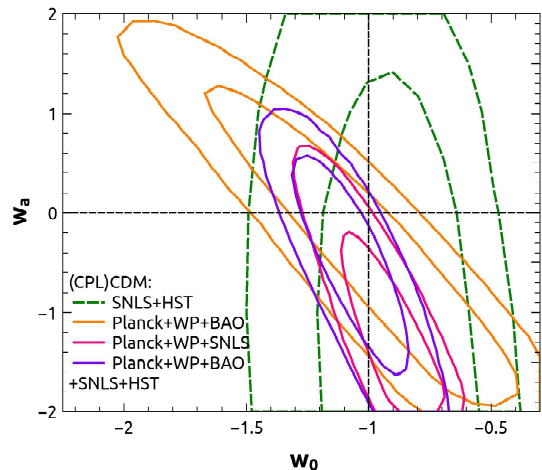


FIG. 11: (color online). Contour plot of $w_0 - w_a$ in the (CPL)CDM model. The green, olive dashed, pink and yellow contours enclose the 68% and 95% confidence regions from Planck+WP+BAO, SNLS+HST, Planck+WP+SNLS and Planck+WP+BAO+SNLS+HST in the (CPL)CDM model.

radiation as well.

IV. DISCUSSION

Even though the CMB datasets (including Planck and WP) are consistent with BAO in the base Λ CDM model, there are some tensions between the CMB datasets and the SNIa datasets, such as HST and SNLS where a larger H_0 and less matter are preferred. Adding the dark radiation can relax the tension on H_0 between Planck and HST, Ω_m obtained by Planck is still not nicely compatible with that from SNLS. In the Λ CDM+ ΔN_{eff} model, there is an overlap region in the plot of $\Omega_m - H_0$ for Planck+WP, BAO, Union2.1 and HST. Combining all of them, we find that the dark radiation is preferred at 2.4σ level.

In the w CDM model, due to the broadened confidence region for Ω_m and H_0 , Planck+WP, BAO, Union2.1, SNLS and H_0 from HST are consistent with each other, and then there is not any tension any more. However, the price we need to pay is that a phantom-like dark energy is called for. In this model we did not find any evidence for existence of a dark radiation.

Once a time-evolving dark energy model ((CPL)CDM model) is taken into account, the data of Union2.1 prefers a quite large Ω_m which has a tension with CMB data (Planck+WP) at around 2.3σ level. Combining Planck+WP, BAO, SNLS and H_0 from HST, we find that a cosmological constant is disfavoured at more than 1σ level, but still stays inside the 2σ level.

Comparing Λ CDM+ ΔN_{eff} to w CDM model, both of them have the same number of parameters, and the combination of Planck+WP+BAO+Union2.1+HST

does not prefer any of them ($|\Delta\chi^2| = 0.2$), but w CDM model provides a much better fitting for the combination of Planck+WP+BAO+SNLS+HST. Compared to w CDM model, the time-evolving dark energy model ((CPL)CDM) has one more parameter, but it only improves the fitting result by $\Delta\chi^2 = -0.3$ which indicates that there is no statistical evidence for a time-evolving dark energy model. To summarize, only the w CDM model does significantly relax the tensions between Planck and other astrophysical datasets and the preferred H_0 and Ω_m are showed in Fig. 5 and Table. I.

See some other approaches in [18–20]. For more dis-

cussions about the dynamical dark energy and dark radiation see, for example, [21–25].

Acknowledgments

We would like to thank X. D. Li for useful discussions. We acknowledge the use of Planck Legacy Archive and ITP for providing computing resources. This work is supported by the project of Knowledge Innovation Program of Chinese Academy of Science and grants from NSFC (grant NO. 10821504, 11322545 and 11335012).

-
- [1] A. G. Riess *et al.* [Supernova Search Team Collaboration], *Astron. J.* **116**, 1009 (1998) [astro-ph/9805201].
 - [2] S. Perlmutter *et al.* [Supernova Cosmology Project Collaboration], *Astrophys. J.* **517**, 565 (1999) [astro-ph/9812133].
 - [3] G. Hinshaw *et al.* [WMAP Collaboration], arXiv:1212.5226 [astro-ph.CO].
 - [4] Z. Hou, C. L. Reichardt, K. T. Story, B. Follin, R. Keisler, K. A. Aird, B. A. Benson and L. E. Bleem *et al.*, arXiv:1212.6267 [astro-ph.CO].
 - [5] W. J. Percival *et al.* [SDSS Collaboration], *Mon. Not. Roy. Astron. Soc.* **401**, 2148 (2010) [arXiv:0907.1660 [astro-ph.CO]]; N. Padmanabhan, X. Xu, D. J. Eisenstein, R. Scalzo, A. J. Cuesta, K. T. Mehta and E. Kazin, arXiv:1202.0090 [astro-ph.CO]; C. Blake, E. Kazin, F. Beutler, T. Davis, D. Parkinson, S. Brough, M. Colless and C. Contreras *et al.*, *Mon. Not. Roy. Astron. Soc.* **418**, 1707 (2011) [arXiv:1108.2635 [astro-ph.CO]]; L. Anderson, E. Aubourg, S. Bailey, D. Bizyaev, M. Blanton, A. S. Bolton, J. Brinkmann and J. R. Brownstein *et al.*, *Mon. Not. Roy. Astron. Soc.* **427**, no. 4, 3435 (2013) [arXiv:1203.6594 [astro-ph.CO]]; F. Beutler, C. Blake, M. Colless, D. H. Jones, L. Staveley-Smith, L. Campbell, Q. Parker and W. Saunders *et al.*, *Mon. Not. Roy. Astron. Soc.* **416**, 3017 (2011) [arXiv:1106.3366 [astro-ph.CO]].
 - [6] A. Conley, J. Guy, M. Sullivan, N. Regnault, P. Astier, C. Balland, S. Basa and R. G. Carlberg *et al.*, *Astrophys. J. Suppl.* **192**, 1 (2011) [arXiv:1104.1443 [astro-ph.CO]].
 - [7] N. Suzuki, D. Rubin, C. Lidman, G. Aldering, R. Amanullah, K. Barbary, L. F. Barrientos and J. Botyanszki *et al.*, *Astrophys. J.* **746**, 85 (2012) [arXiv:1105.3470 [astro-ph.CO]].
 - [8] A. G. Riess, L. Macri, S. Casertano, H. Lampeitl, H. C. Ferguson, A. V. Filippenko, S. W. Jha and W. Li *et al.*, *Astrophys. J.* **730**, 119 (2011) [Erratum-ibid. **732**, 129 (2011)] [arXiv:1103.2976 [astro-ph.CO]].
 - [9] P. A. R. Ade *et al.* [Planck Collaboration], arXiv:1303.5076 [astro-ph.CO].
 - [10] A. Lewis, A. Challinor and A. Lasenby, *Astrophys. J.* **538**, 473 (2000) [astro-ph/9911177]; C. Howlett, A. Lewis, A. Hall and A. Challinor, *JCAP* **1204**, 027 (2012) [arXiv:1201.3654 [astro-ph.CO]]; which uses CAMB (<http://camb.info>).
 - [11] A. Lewis and S. Bridle, *Phys. Rev. D* **66**, 103511 (2002) [astro-ph/0205436]; A. Lewis, *Phys. Rev. D* **87**, 103529 (2013) [arXiv:1304.4473 [astro-ph.CO]]; cosmomc (<http://cosmologist.info/cosmomc>).
 - [12] P. A. R. Ade *et al.* [Planck Collaboration], arXiv:1303.5075 [astro-ph.CO].
 - [13] N. Said, E. Di Valentino and M. Gerbino, *Phys. Rev. D* **88**, 023513 (2013) [arXiv:1304.6217 [astro-ph.CO]].
 - [14] M. Archidiacono, E. Giusarma, S. Hannestad and O. Mena, arXiv:1307.0637 [astro-ph.CO].
 - [15] L. Verde, S. M. Feeney, D. J. Mortlock and H. V. Peiris, *JCAP* **1309**, 013 (2013) [arXiv:1307.2904 [astro-ph.CO]].
 - [16] E. Di Valentino, A. Melchiorri and O. Mena, *JCAP* **1311**, 018 (2013) [arXiv:1304.5981].
 - [17] M. Chevallier and D. Polarski, *Int. J. Mod. Phys. D* **10**, 213 (2001) [gr-qc/0009008]; E. V. Linder, *Phys. Rev. Lett.* **90**, 091301 (2003) [astro-ph/0208512].
 - [18] S. -N. Zhang and Y. -Z. Ma, arXiv:1303.6124 [astro-ph.CO].
 - [19] M. Li, X. -D. Li, Y. -Z. Ma, X. Zhang and Z. Zhang, arXiv:1305.5302 [astro-ph.CO].
 - [20] V. Marra, L. Amendola, I. Sawicki and W. Valkenburg, *Phys. Rev. Lett.* **110**, 241305 (2013) [arXiv:1303.3121 [astro-ph.CO]].
 - [21] G. -B. Zhao, R. G. Crittenden, L. Pogosian and X. Zhang, *Phys. Rev. Lett.* **109**, 171301 (2012) [arXiv:1207.3804 [astro-ph.CO]].
 - [22] S. 'i. Nojiri and E. N. Saridakis, arXiv:1301.2686 [hep-th].
 - [23] P. Di Bari, S. F. King and A. Merle, arXiv:1303.6267 [hep-ph].
 - [24] X. -D. Li, S. Wang, Q. -G. Huang, X. Zhang and M. Li, *Sci. China Phys. Mech. Astron. G* **55**, 1330 (2012) [arXiv:1202.4060 [astro-ph.CO]].
 - [25] W. -S. Zhang, C. Cheng, Q. -G. Huang, M. Li, S. Li, X. -D. Li and S. Wang, *Sci. China Phys. Mech. Astron.* **55**, 2244 (2012) [arXiv:1202.0892 [astro-ph.CO]].