

International Journal of Modern Physics D
 © World Scientific Publishing Company

SUMMARY OF THE SESSION, WHITE DWARF PULSARS AND ROTATING WHITE DWARF THEORY

YUKIKATSU TERADA

*Graduate School of Science and Engineering,
 Saitama University, 255 Simo-Ohkubo, Sakura-ku, Saitama 338-8570, Japan
 terada@phy.saitama-u.ac.jp*

Received 30 May 2013

Revised

The origin of cosmic rays remains a mystery, even over 100 years since their discovery. Neutron stars (NSs) are considered textbook cases of particle acceleration sites in our Galaxy, but many unresolved numerical problems remain. Searches for new acceleration sites are crucial for astrophysics. The magnetized white dwarfs (MWDs) have the same kind of rotating magnetosphere as NSs, and may be the source of up to 10% of galactic cosmic ray electrons. In the parallel session of the “white dwarf pulsars and rotating white dwarf theory”, we focus on the current observational results on white dwarf pulsars, related theories of the radiation process both in white dwarfs and neutron stars, and the origin and rule of white dwarf pulsars, as well as surveying on the current theories of the internal structure and the equation of state of white dwarfs.

Keywords: particle acceleration; white dwarfs

PACS numbers:

1. Review on white dwarf pulsars

1.1. *Contribution of white dwarf pulsars on galactic cosmic rays*

The origin of cosmic rays has remained a problem in astrophysics for over 100 years since their discovery by V.F. Hess in 1912. Among the various types of astronomical particle acceleration sites, rotating neutron stars (NSs) are considered to be a principal origin of galactic cosmic rays. NSs can generate induced electric potentials of 10^{16} – 10^{18} V, which can accelerate particles in the system, where the magnetic field strength B is typically 10^{12} G, size L is 10 km, and the spin period P is on the order of milliseconds to seconds. A simple analogy is a dynamo on a bicycle, which generates a few volts with $B \sim 100$ – 1000 G, L of a few centimeters, and $P \sim 1$ s. Magnetic white dwarfs (WDs) have $B \sim 10^5$ – 10^7 G, $L \sim 10^7$ cm, and $P \sim 1$ h and should have induced electric potentials of 10^{14} – 10^{16} V, which is sufficient for particle acceleration. Thus, WDs can generate galactic cosmic rays. We call WDs having such features “WD pulsars.” Since WDs are thought to account for up to one-third of all astronomical objects in the Milky Way¹ and about 16% of them

have strong magnetic fields,² WD pulsars should make a significant contribution to galactic cosmic rays.

The idea of the WD pulsars is not new. To the authors' knowledge, the first proposal of WD pulsars is found in a paper presented by J.P. Ostriker,^{3,4} at almost the same year that pulsar theory was proposed by Goldreich and Julian.⁵ Ostriker mainly discusses the contribution of NS pulsars to galactic cosmic ray protons, and mentions that WDs can produce 10^{11} – 10^{14} eV particles by the same acceleration mechanisms as NS pulsars. The first numerical estimations of the contribution of WD pulsars to cosmic rays were performed in 1971 by R. Cowsik.^{6,7}

1.2. *Observational approaches in the 1980s and 1990s*

Magnetized WDs were already plotted in the Hillas diagram,⁸ which is often used for discussing acceleration sites in the universe. In 1980s and 1990s, systematic surveys of non-thermal emissions from WDs were performed in the radio band. Currently, at least seven WDs show non-thermal incoherent radio emissions.^{9–13} In addition, several objects such as AE Aquarii^{14,15} and AM Herculis,^{16,17} show signs of coherent radio emissions, suggesting 1–100 MeV electrons.

In these decades, similar surveys were performed in the TeV gamma ray bands; AE Aquarii was listed as a TeV source in the first TeV catalog, but currently is not. The first detection of TeV gamma rays from AE Aquarii was reported by Meintjes et al.,^{18,19} and follow-up results in the TeV observations have been independently reported by several authors,^{20,21} though detections were not confirmed by long observations using the Whipple telescope.²² There are many difficulties in detecting TeV gamma rays using a single-dish non-imaging system, so the existence of WD pulsars was still an open question in the 1990s.

1.3. *Theoretical predictions in the 1990s–2000s*

In the 1990s, the magnetic white dwarf AE Aquarii was interpreted as a “millisecond pulsar” equivalent,²³ in that it is a magnetic WD binary system with a high spin-down luminosity at $L_{\text{sd}} = 6 \times 10^{33}$ erg s^{−1}.²⁴ The spin period of the object is $P = 33.0767$ s,²⁵ which is the second fastest value among magnetic cataclysmic variables (CVs). The spin-down rate has been quite stable for more than 27 years, at 5.7×10^{-14} s s^{−1}.²⁶ Accretion of material from the companion star onto the WD is expected to be low, inhibited by the propeller effect and thus generating no disc.²⁷ One interpretation of the huge spin-down luminosity in the AE Aquarii system is the high magnetic field strength of $B = 50$ MG.^{28,29} This field strength has been confirmed by the Doppler H α tomogram.³⁰ Using these parameters, X-ray and gamma ray emissions from the object have been estimated by the same group.³¹ In summary, theoretical predictions of the 1990s and 2000s were based on standard NS-pulsar theories with magnetic reconnection.

In the early 2010s, Terada and Dotani³² pointed out that magnetic WDs enter the magnetars' area in a scatter plot of spin period against magnetic momentum.

Independently, Ikhsanov & Beskrovnaya³³ pointed out that AE Aquarii could be a new class of magnetic CV. Malheiro et al.³⁴ suggested the possibility that soft gamma ray repeaters (SGRs) and anomalous X-ray pulsars (AXPs) could be interpreted not as magnetars but as magnetic WDs, although this cannot explain the big problem of SGRs and AXPs, that their X-ray flux exceeds dipole luminosities. Note that efficiency from the dipole luminosity into the X-ray luminosity of one magnetic WD, EUVE J0317-855, was recently measured to be very low as compared with magnetars.³⁵

1.4. *Surveys for non-thermal emissions after 2005*

Since the latter half of the 2000s, several observational searches for possible WD pulsars have been performed in the radio, X-ray, and gamma ray bands. In 2005, Zhang and Gil³⁶ reported a transient radio source in the galactic center region, which they interpreted as a transient WD pulsar. In the X-ray band, the X-ray satellite Suzaku³⁷ searches for possible non-thermal hard X-ray emissions from a WD, which should be radiated from accelerated particles in the system. In 2007, Terada et al.³⁸ reported discovery of hard X-ray pulsation from a WD binary system, AE Aquarii, claiming that this sharp pulsation was similar to those in NS pulsars and would have a non-thermal origin from analysis of the X-ray spectra. In TeV bands, the gamma ray telescope MAGIC observed AE Aquarii in coordinated observations between X-ray and radio bands, but no significant detection in the TeV band has been reported.^{39,40} Another gamma ray telescope, H.E.S.S., also independently performed a coordinated observation of AE Aquarii in X-ray and optical bands. The details are summarized in section 2.3.

1.5. *Session Overview*

On the parallel session, the current results and plan of X-ray observations are presented by Y. Terada, T. Hayashi, A. Harayama, and T. Kitaguchi, which is summarized in section 2. From the theoretical approach, T. Wada has shown the results on particle simulations on the WD magnetosphere (session 3.1). There are presentations and discussion on the origin of the class of these objects by M. Malheiro, C. J. Goulart, N. Ikhsanov, K. Kashiyama, and other two WDs than WD pulsars are introduced by S. Mereghetti and A. Nucita (session 3.2). The general relativity and the internal structure of WDs is also discussed (session 4).

2. *Observational Approaches on the Study of White Dwarf pulsars*

2.1. *Summary of the X-ray observations*

Normally, magnetic CVs emit strong thermal bremsstrahlung from hot plasmas on the magnetic poles of WDs.^{42–44} In searches for possible signals from high energy particles in magnetic CV systems, it is important to avoid such strong thermal emission. In harder X-ray bands, thermal emissions become dimmer. Suzaku is highly

4 *Y.Terada*

sensitive in the hard X-ray band,³⁷ and as mentioned in section 1.4 Terada et al.³⁸ reported the discovery of spiky pulsations in the 4–25 keV band from AE Aquarii using the Suzaku satellite. Note that they do not conclude that this pulsation is non-thermal, because of limitations in the statistics and sensitivities of the data, they just point out the possibility of non-thermal origins of this emission.

In the parallel session, three authors (Y.Terada, T.Hayashi, and A. Harayama) show recent results on X-ray surveys with the X-ray satellite, Suzaku, as summarized in session . The very recent mission, NuSTAR, has quite high sensitivities in the hard X-ray band, and thus it should be the very powerful tool for studies on the particle acceleration process of white dwarf pulsars. T. Kitaguchi summarized the latest status of NuSTAR mission and showed the future plan of the observation of WD pulsars.

2.2. Summary of the X-ray observations with Suzaku

After the discovery of hints of high energy particles in the AE Aquarii system,³⁸ Y.Terada et al set up a Suzaku-based project for systematic searches for non-thermal emissions from WDs. The targets are not only binary systems (magnetic CVs), but also isolated WDs. Table 1 summarizes the observed objects.

Object Name	Type	Year	Exposure	OBSID	Ref
AE Aqr	binary	2005	70 ks	400001010	Terada+ 08 ³⁸
AE Aqr	binary	2006	50 ks	400001020	Terada+ 08 ³⁸
AM Her	binary	2008	100 ks	403007010	Terada+ 10 ⁴⁵
AE Aqr	binary	2009	160 ks	404001010	section 2.3
EUVE J0317-85.5	isolated	2009	60 ks	404019010	Harayama+ 13 ³⁵
IGRJ00234+6141	binary	2010	80 ks	405022010	(prep)
V2487 Oph	binary	2010	50 ks	405021010	(prep)
EUVE J1439+75.0	isolated	2012	40 ks	407039010	
PG 1658+440	isolated	2012	50 ks	407040010	

In their surveys of binary WDs, they implemented the following three strategies:

- To confirm that AE Aquarii is a WD pulsar, Terada et al performed a coordinated observation of the object with optical telescopes, the Suzaku X-ray satellite, and the H.E.S.S. gamma ray telescope. The results are summarized in section 2.3.
- To avoid thermal emission in the soft X-ray band, they used Suzaku to observe another TeV candidate, AM Herculis, in a very low state at which mass accretion from the companion star is suppressed. As a result, Terada et al found a possible non-thermal component in quiescent phases, although it is statistically difficult to distinguish from a multi-temperature plasma

model.⁴⁵

- To efficiently select candidates emitting hard X-ray non-thermal radiation, Terada et al used the hard X-ray catalog with Swift⁴⁶ and INTEGRAL^{47–49} to pick up objects with hard X-ray spectra; that is, temperatures are reported to be very high compared with other magnetic CVs. Such hard objects may contain both hard non-thermal emissions and normal thermal bremsstrahlung. Among 39 objects, they selected the top two hardest magnetic CVs, which are V2487 Oph and IGR J00234+6141 (Table 1). As summarized by T. Hayashi, they found that one of these two objects, V2487 Oph, requires a power-law emission in the X-ray spectrum, indicating that it is another white dwarf pulsar.

In a survey of isolated WDs, Terada et al first picked up 480 magnetized WDs⁵¹ with magnetic field strength 10^4 – 10^9 G, from a WD catalog⁵² by the Sloan Digital Sky Survey (SDSS) containing about 9000 objects. Among them are 82 objects for which both P and B are known. The white dwarf EUVE J0317-855 has the largest magnetic dipole energy, and they thus targeted it for observation using Suzaku. A. Harayama reported the results on this object,³⁵ but no X-rays have been detected from this object. They continue the survey for possible non-thermal emission from isolated WDs; they checked the ROSAT archive data of 247 magnetic WDs, whose magnetic field strengths are larger than 10^6 G, and found three objects, EUVE J1439+75, PG 1658+440, and EUVE J0823-25.4, that show soft X-ray emissions. They therefore performed Suzaku-based deep hard X-ray observations of the first two WDs listed in Table 1. They will report the results in a future paper.

2.3. Multi-wave campaign of AE Aquarii in Optical, X-ray, and TeV gamma-ray

This is reported by Y. Terada.

The physical condition of AE Aquarii may be somewhat different from those of NS pulsars; the region up to the light cylinder of a magnetized WD is filled with accreting materials from the companion, with a density probably much higher than the Goldreich-Julian critical value.⁵ This would reduce the effective electric potential for accelerating particles. One possible solution is that the acceleration site is rather close to the WD, where the density becomes very low due to the propeller effect. To elucidate this scenario, measurement of the magnetic field strength of the non-thermal emission region is crucial. While the non-thermal X-ray emission from AE Aquarii is likely to be of synchrotron origin, TeV emission must be due to the inverse Compton process, and thus they can estimate the magnetic field strength of the emission from X-ray and TeV gamma ray measurements. Therefore, they performed a simultaneous observation of AE Aquarii in the optical, X-ray, and TeV gamma ray bands in October 2009. It was the first observation of the TeV telescope, H.E.S.S., in the guest observation program of this telescope. The TeV observation was reserved for two hours of each of the four nights from 16 to 19 October. The

6 *Y. Terada*

X-ray observation with Suzaku was scheduled from 20:00 UT 16 October to 5:26 UT 20 October, with an effective exposure of 160 ks. The optical observation was covered by seven observatories to cover all latitudes (Fig. 1). The time allocated for AE Aquarii was from 14 to 22 October.

Unfortunately the weather was too poor to detect any signals from AE Aquarii with H.E.S.S., and thus they cannot judge whether non-detection of TeV gamma rays was due to sensitivity limitations or the nature of the object. The situation was similar for the optical telescopes, but they got several light curves during the campaign with the NAOO, SAAO, and TURK observatories. The X-ray observation with Suzaku was performed over 3.5 days. In the XIS data, they found more than 10 flares, which are clearly seen in the soft energy band (0.5–2 keV), as already reported by Terada et al.³⁸ Among them, one flare at MJD 55122.839 was detected in both the two optical telescopes and the Suzaku satellite (Fig. 2).

The origin of the soft X-rays is mainly explained by accretion powered emission (thermal electron bremsstrahlung),³⁸ although rotation-powered emission (or non-thermal emission, here) is contaminated by a small fraction. As demonstrated in Figure 3 (left), the optical flare should be derived by mass accretion because the behavior in the optical light curve is similar to that in the soft X-rays. If they assume that the optical emission is purely accretion-powered emission (there is no contamination of non-thermal radiation), they can check how much of the non-thermal emission is accounted for in the X-ray photons. Figure 3 (right) shows a

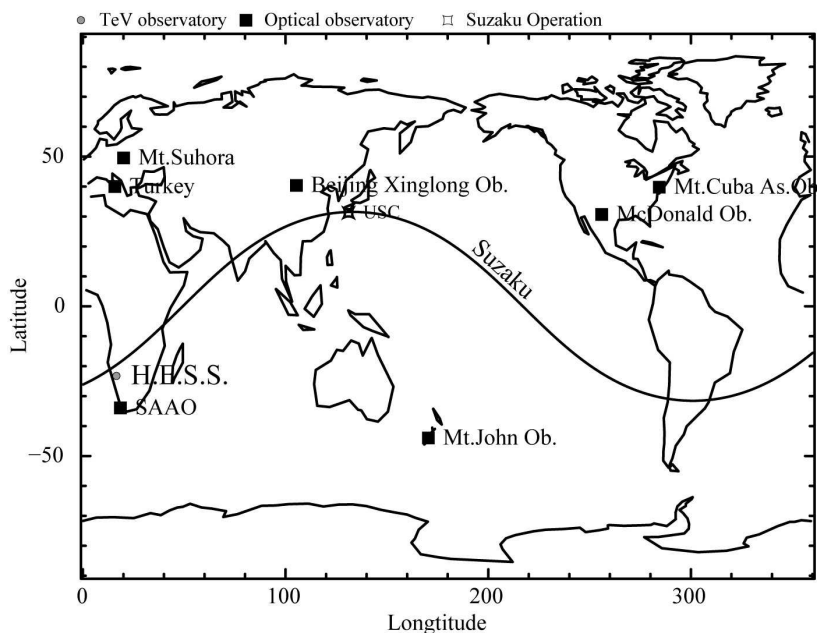


Fig. 1. Observatories in the simultaneous campaign of AE Aquarii in 2009.

cross-correlation between the X-rays and optical light curves during the flare, representing less contribution of thermal radiation in the harder X-ray band. Therefore, in the above 2 keV band, non-thermal emission should exist. They will report details in a future paper.

Combining the 2005, 2006, and 2009 datasets of observations of AE Aquarii with Suzaku, they derived the spin period P and the period derivative \dot{P} as $P = 33.07742(1)$ s and $\dot{P} = 10^{-5.8 \pm 2.5}$ s/year. These values are consistent with previous works.^{23,26} Then, they performed the spin-phase resolved analyses of the X-ray spectra, combining all three epochs (Fig. 4). In the bright and dim spin phases, they can see many atomic lines in the spectra, indicating that the emission comes from the thermal plasma, and so the origin is mainly thermal. However, these atomic lines disappear completely in the spectra in the pulsed component. Without the third long observation in 2009, this result is suggested but statistically insufficient.

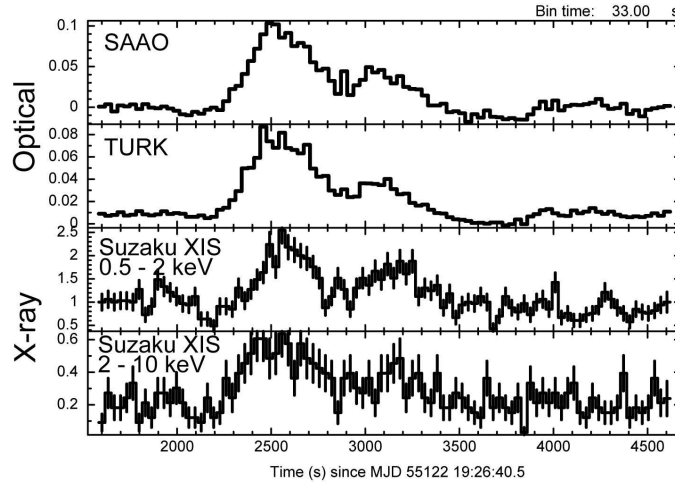


Fig. 2. Flare events shown in optical telescopes, SAAO and TURK, and X-ray bands.

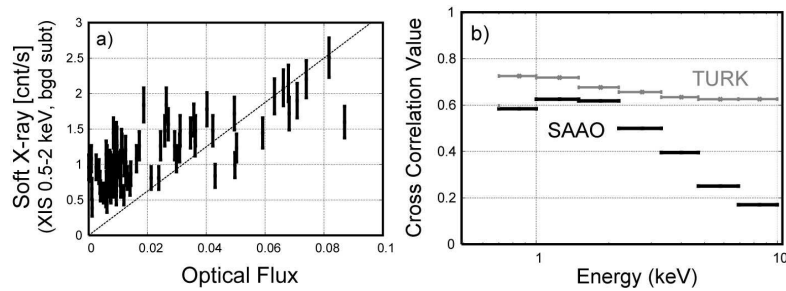


Fig. 3. (left) Scatter plot between the count rates in the optical band and those in the soft X-ray band. (right) Cross-correlation between light curves in the X-ray and optical bands.

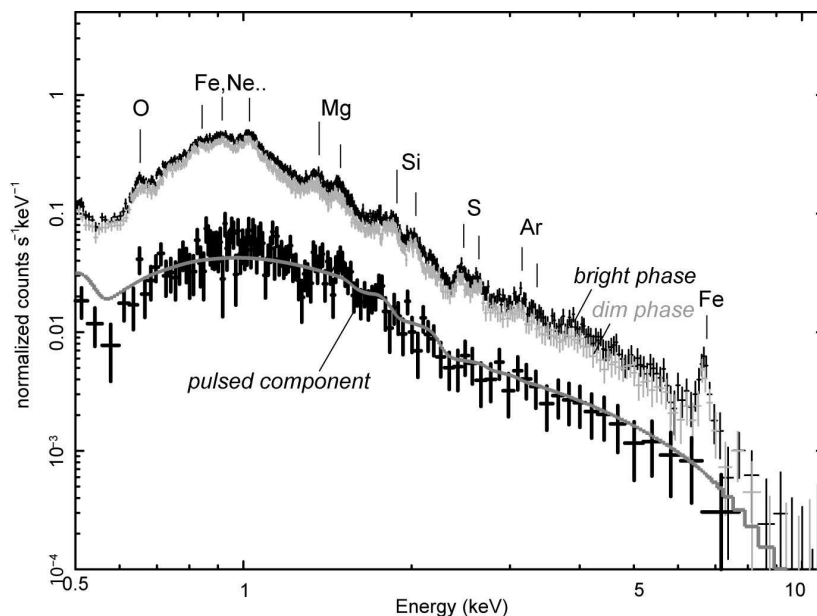


Fig. 4. Phase resolved X-ray spectra of AE Aquarii with Suzaku. Black thin and dim crosses represents spectra in peak and bottom spin phases, and thick black crosses show the spectrum in a pulsed component, i.e., spectrum in bright subtracted by that in dim phases. Thin lines over the thick crosses is the best-fit power-law model of the pulsed component.

Numerically, if they reproduce the spectrum of the pulsed component by a thermal model (MEKAL), then the temperature is 1.65 ± 0.16 keV and the metal abundance becomes very low as $0.08^{+0.06}_{-0.04}$ solar ($\chi^2/\text{d.o.f} = 0.95$), statistically suggesting that the emission is non-thermal. The pulsed emission is well reproduced by the power-law model with the photon index of 2.28 ± 0.08 with the X-ray luminosity of 1.8×10^{30} erg/s in the 0.5 to 10 keV band, which corresponds to 0.03% of the spin down luminosity. They will report more detailed results in another paper in the near future.

In this section 2.3, they thank the following people who contributed to the simultaneous observation of AE Aquarii: A. Bamba (Aoyama Gakuin, Japan), K. Makishima (U.Tokyo, Japan), T. Hayashi, A. Harayama T. Dogtani, M. Ishida (ISAS/JAXA, Japan), and K. Mukai (NASA/GSFC, USA) for continuous support in X-ray observations; Y. Urata (Taiwan Cent Univ, Taiwan) and A. Nitta (Gemini Observatory, USA) for optical observations; and Okkie de Jager (North-West Univ, South Africa), Paula Chadwick (Durham Univ, UK), Stefan Wagner (LSW, Germany), and David Buckley (Univ. of Cape Town, South Africa) for TeV gamma ray observations. This work in this section was supported by a Grant-in-Aid for Scientific Research (B) from the Ministry of Education, Culture, Sports, Science and Technology (MEXT) (No. 23340055).

3. Theoretical approaches on WD pulsars

3.1. Similarities between NS and WDs

T. Wada et al has shown the current results from the particle simulation for rotating white dwarf magnetosphere, using the simulation code which originally developed for neutron stars. They show a steady solution with accelerating regions around the star. In the discussion, they also provided the death line for WD pulsars.

The similarity between magnetized WD and SGRs&AXPs (soft gamma-ray repeaters and anomalous X-ray pulsars) was proposed by M. Malheiro and C. J. Goulart.³⁴ This idea is originally triggered by the diagram of NSs and WDs between the period and the magnetic momentum in Terada and Dotani 2010.³² On this idea, if we interpret the SGRs&AXPs as the magnetized WD, not the magnetars, the emission region becomes larger because the radius of the object is larger than NS cases, and then we do not need the stronger surface-magnetic-field strength than the critical value. After long discussions in the parallel session, we conclude the followings.

- the idea may work as one of the interpretations of SGRs&AXPs
- the idea cannot explain the fundamental problem on this class of object that the high energy emission from SGRs&AXPs exceeds the dipole energy of the object, i.e., the origin of the energy source of the radiation

3.2. Where the WD pulsars comes and what affects on

On the history of the WD pulsars, N. Ikhsanov discussed the formation of the white dwarf pulsar, taking AE Aqr as an example; i.e., why such highly spinning down object exist. On the rules of WD pulsars, K. Kashiyama proposed the possibility of WD pulsars as the e^+e^- sources in our Galaxy.⁵³ He calculated the contribution of WD pulsars on the TeV e^+e^- flux observed by PAMELA⁵⁴ numerically and conclude that the total energy budget is comparable with NSs and pointed out that WD pulsars can accelerate e^+e^- into TeV energies with longer time scale.

In the parallel session, there are presentations on other WDs, RX J0648.0-4418 by S. Mereghetti⁴¹ and 1RXS J180431.1-273932 by A. Nucita.

4. General Relativisty and Internal Structure of White dwarfs

White dwarfs are one of the best laboratories to test the fundamental physics of the Fermi gas under an extreme condition. In the simple model by Chandrasekhar,⁵⁵ the macroscopic parameters, mass and radius, of WDs are defined by the balance between the degenerated pressure of electrons and the gravitational force mainly by protons. In the parallel session, four authors have shown the effects of physical parameters on the equation of state (EoS) of WDs.

K. Boshkayev has shown the effects of the spin rotation under general relativistic case.⁵⁶ They also showed that the minimum rotation periods are approximately 0.3,

0.5, 0.7 and 2.2 seconds for a rotating ${}^4\text{He}$, ${}^{12}\text{C}$, ${}^{16}\text{O}$, and ${}^{56}\text{Fe}$ WDs. S. Filippi has shown the effect on the analog gravity for non rotating WDs, in which the electrons are not perfect fluid but behave under hydrodynamical equations with the effective geometry formalism. U. Das has shown the effects of the magnetic field on the EoS of WD numerically and got a result that the mass and radius relation has turning points which correspond to the kinks in the EoS and that the maximum mass became $2.3 M_{\odot}$, i.e., a super-Chandrasekhar WDs. Finally, S. Martins has shown the effects of temperature on EoS of WD.

References

1. Allen, C. W. 1973, *Astrophysical Quantities* (3rd ed.; Univ. London: Athlone Press)
2. Kawka, A., Vennes, S., and Thorstensen, J. R., 2004, *ApJ*, 127, 1702
3. Ostriker, J. P., Hartwick, F. D. A., 1968, *ApJ* 153 797
4. Ostriker, J. P. 1969, *Proceeding of the 11th ICRC*, 1, 69
5. Goldreich, P., & Julian, W. H. 1969, *ApJ*, 157, 869
6. Cowsik, R. 1971a, *Proceeding of the 12th ICRC*, 1, 329
7. Cowsik, R. 1971b, *Proceeding of the 12th ICRC*, 1, 334
8. Hillas 1984, *ARA&A* 22 425
9. Nelson, R. F., & Spencer, R. E. 1988, *MNRAS*, 234, 1105
10. Beasley, A. J., Bastian, T. S., Ball, L., Wu, K. 1994, *AJ*, 108, 2207
11. Pavelin, P. E., Spencer, R. E., Davis, R. J. 1994, *MNRAS*, 269, 779
12. Bond, H. E., White, R. L., Becker, R. H., OBrien, M. S. 2002, *PASP*, 114, 1359
13. Mason, P. A., & Gray, C. L. 2007, *ApJ*, 660, 662
14. Bastian, T. S., Dulk, G. A., Chanmugam, G. 1988, *ApJ*, 324, 431
15. Abada-Simon, M., Lecacheux, A., Bastian, et al., 1993, *ApJ*, 406, 692
16. Chanmugam, G., & Dulk, G. A. 1982, *ApJ*, 255, L107
17. Dulk, G. A., Bastian, T. S., & Chanmugam, G. 1983, *ApJ*, 273, 249
18. Meintjes, P. J., Raubenheimer, B. C., de Jager, O. C., et al., 1992, *ApJ*, 401, 325
19. Meintjes, P. J., de Jager, O. C., Raubenheimer, B. C., et al., 1994, *ApJ*, 434, 292
20. Bowden, C. C. G., Bradbury, S. M., Chadwick, P. M., et al., 1992, *Astroparticle Physics*, 1, 47
21. Chadwick, P. M., Dickinson, J. E., Dickinson, M. R., 1995, *Astroparticle Physics*, 4, 99
22. Lang, M. J., Buckley, J. H., Carter-Lewis, D. A., et al., 1998, *Astroparticle Physics*, 9, 203
23. de Jager, O. C. 1994, *ApJS*, 90, 77
24. de Jager, O. C., Meintjes, P. J., ODonoghue, D., Robinson, E. L. 1994, *MNRAS*, 267, 577
25. Patterson, J. 1979, *ApJ*, 234, 978
26. Mauche, C. W. 2006, *MNRAS*, 369, 1983
27. Wynn, G. A., King, A. R., Horne, K. 1997, *MNRAS*, 286, 436
28. Ikhsanov, N. R. 1998, *A&A* 338, 521
29. Ikhsanov, Nazar R. 1999, *A&A* 347, 915
30. Ikhsanov, N. R., Neustroev, V. V., Beskrovnaya, N. G., 2004, *A&A* 421, 1131
31. Ikhsanov, N. R.; Biermann, P. L., 2006, *A&A* 445, 305
32. Terada, Y. & Dotani, T., 2011, *Astrophysics and Space Science Proceedings*, ISSN:1570-6591, 563 (astroph/1006.5274)
33. Ikhsanov, N. R.; Beskrovnaya, N. G., 2012, *Astronomy Reports*, 56, 595

34. Malheiro, M., Rueda, J., A., Ruffini, R. 2012, PASJ, 64, 56
35. Harayama, A. et al., 2013, PASJ in press
36. Zhang, B., and Gil, J., 2005, ApJ 631, L143
37. Mitsuda K., et al., 2007 PASJ 59, S1
38. Terada Y. et al 2008 PASJ 60 387
39. Sidro, N., Cortina, J., Mauche, C. W.; et al., 2008, Proceedings of the 30th ICRC, 2, 715
40. Mauche, C. W., et al., 2012 Memorie della Societa Astronomica Italiana 83, 651
41. Mereghetti et al. 2009, Science 325, 1222
42. Patterson, J. P. 1994, PASP, 106, 209
43. Terada Y. et al., 2001 MNRAS, 328, 112
44. Terada Y. et al., 2004 PASJ 56, 533
45. Terada Y. et al., 2010, ApJ 721, 1908
46. Cusumano G. et al, 2010, A&A 510, A48
47. Landi R. et al. 2008 MNRAS 392, 430
48. Bird A J, et al 2010, ApJS 186, 1
49. Scaringi, S et al. 2010, MNRAS 401, 2207
50. Tueller J et al, 2010, ApJS 186, 378
51. Kawka, A. et al., 2007 ApJ 654, 499
52. Eisenstein D. J., et al., 2006 ApJS, 167, 40
53. Kashiyama, K., Ioka, K., Kawanaka, N., 2011 Physical Review D, 83, 023002
54. Adriani, O. et al, 2011, Physical Review Letters, 106, 201101
55. S. Chandrasekhar, MNRAS 95, 207 (1935)
56. Rotondo, Rueda, Ruffini, Xue, 2011, PRC, 83, 045805